



KENYATAAN MEDIA

KEMENTERIAN EKONOMI
JABATAN PERANGKAAAN MALAYSIA

Blok C6 & C7, Kompleks C,
Pusat Pentadbiran Kerajaan Persekutuan, Presint 1,
62514, Wilayah Persekutuan Putrajaya
No. Telefon : 03 - 8090 4681

INDEKS KOS BAHAN BINAAN

OKTOBER 2024

Indeks harga seunit keratan keluli & logam mencatatkan penurunan antara negatif 0.6 peratus hingga negatif 4.9 peratus pada Oktober 2024

PUTRAJAYA, 12 November 2024 – Jabatan Perangkaan Malaysia (DOSM) menerbitkan laporan **SIARAN KHAS UNTUK KERJA-KERJA PEMBINAAN BANGUNAN DAN STRUKTUR, OKTOBER 2024**. Laporan ini menyediakan indeks harga seunit bahan binaan utama dan Indeks Kos Bahan Binaan Bangunan (IKB) mengikut kategori bangunan dan kawasan.

Dalam kenyataan hari ini, Ketua Perangkawan Malaysia, Dato' Sri Dr. Mohd Uzir Mahidin menyatakan indeks seunit harga keratan keluli & logam merekodkan penurunan antara negatif 0.6 peratus hingga negatif 4.9 peratus bagi kebanyakan kawasan di Semenanjung Malaysia, Sabah dan Sarawak pada Oktober 2024 berbanding bulan lepas. Penurunan tertinggi bagi indeks harga seunit bahan ini dicatatkan di Perak (-4.9%), diikuti dengan Selangor, W.P. Kuala Lumpur, Melaka & Negeri Sembilan (-2.0%) dan Pulau Pinang, Kedah & Perlis (-1.2%).

Ketua Perangkawan Malaysia turut memaklumkan bahawa terdapat penurunan kecil dalam indeks harga seunit besi dengan peratus penurunan antara negatif 0.4 peratus hingga negatif 3.2 peratus bagi kebanyakan kawasan di Semenanjung Malaysia, Sabah dan Sarawak. Selain daripada itu, indeks harga seunit simen juga telah mencatatkan penurunan kecil iaitu antara negatif 0.1 peratus hingga negatif 0.7 peratus bagi beberapa kawasan di Semenanjung Malaysia, Sabah dan Sarawak pada Oktober 2024.

Perbandingan tahunan untuk tempoh Oktober 2023 dan Oktober 2024 menunjukkan indeks harga seunit simen merekodkan peningkatan antara 0.2 peratus hingga 3.0 peratus bagi kebanyakan kawasan di Semenanjung Malaysia, Sabah dan Sarawak. Peningkatan tertinggi dicatatkan bagi kawasan Selangor, W.P. Kuala Lumpur, Melaka dan Negeri Sembilan (3.0%), diikuti dengan Johor dan Pahang, masing-masing 2.7 peratus.

Namun begitu, perbandingan tahunan indeks harga seunit besi pula mencatatkan penurunan antara negatif 0.8 peratus hingga negatif 4.2 peratus pada Oktober 2024 berbanding bulan yang sama tahun lalu bagi beberapa kawasan di Semenanjung Malaysia, Sabah dan Sarawak.

Ketua Perangkawan Malaysia juga menyatakan bahawa purata harga simen (*Ordinary Portland*) kekal tidak berubah berbanding September 2024 dengan purata harga RM23.22 per 50 kg sekarung. Manakala purata harga seunit besi yang terdiri daripada bar bulat keluli lembut dan *Mycon 60 high tensile deformed bars* merekodkan penurunan kecil (-1.0%) dengan purata harga RM3,631.58 bagi setiap tan metrik berbanding bulan sebelumnya (September 2024: RM3,667.96 per tan metrik).

IKB termasuk bar keluli mengikut kategori bangunan dan kawasan di Semenanjung Malaysia merekodkan penurunan kecil iaitu antara negatif 0.1 peratus hingga negatif 3.0 peratus pada bulan Oktober 2024 berbanding bulan sebelumnya. Penurunan bagi IKB termasuk bar keluli telah dicatatkan bagi hampir semua kategori bangunan.

Tambahan daripada itu, IKB termasuk bar keluli di Sabah juga turut menunjukkan penurunan kecil iaitu antara negatif 0.1 peratus hingga negatif 0.6 peratus bagi hampir semua kategori bangunan kecuali Bangunan Kayu dan Cerucuk Kayu di Kota Kinabalu dan Sandakan. Manakala, IKB bagi hampir semua kategori bangunan di Tawau pula kekal tidak berubah.

Perbandingan bulanan IKB termasuk bar keluli di Sarawak pada Oktober 2024 juga mencatatkan penurunan kecil antara negatif 0.2 peratus hingga negatif 1.6 peratus bagi hampir semua kategori bangunan di Kuching dan Miri. Manakala IKB termasuk

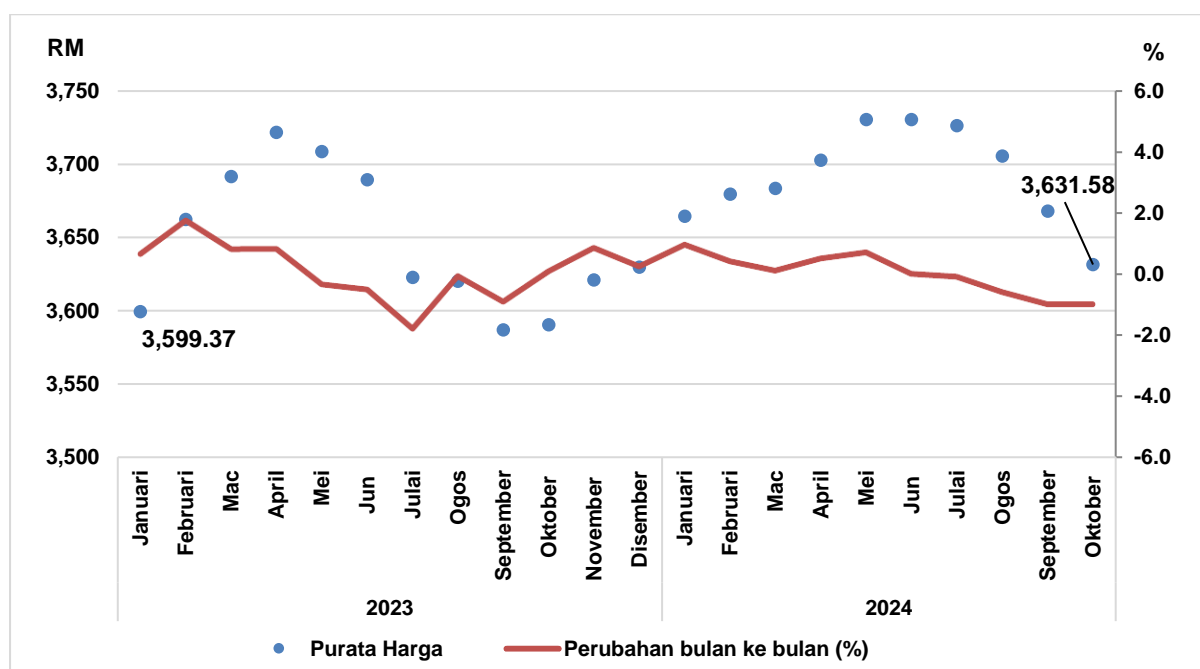
bar keluli bagi hampir semua kategori bangunan di Sibul pula mencatatkan peningkatan kecil iaitu antara 0.8 peratus hingga 1.6 peratus.

Bagi perspektif global, berdasarkan laporan *Short Range Outlook* oleh *World Steel Association* pada 14 Oktober 2024, ia meramalkan penurunan 0.9 peratus dalam permintaan keluli global pada tahun ini. Selepas tiga tahun penurunan, *World Steel Association* menjangkakan pemulihan yang lebih baik pada 2025 (tidak termasuk China), dengan permintaan diunjurkan meningkat sebanyak 1.2 peratus.

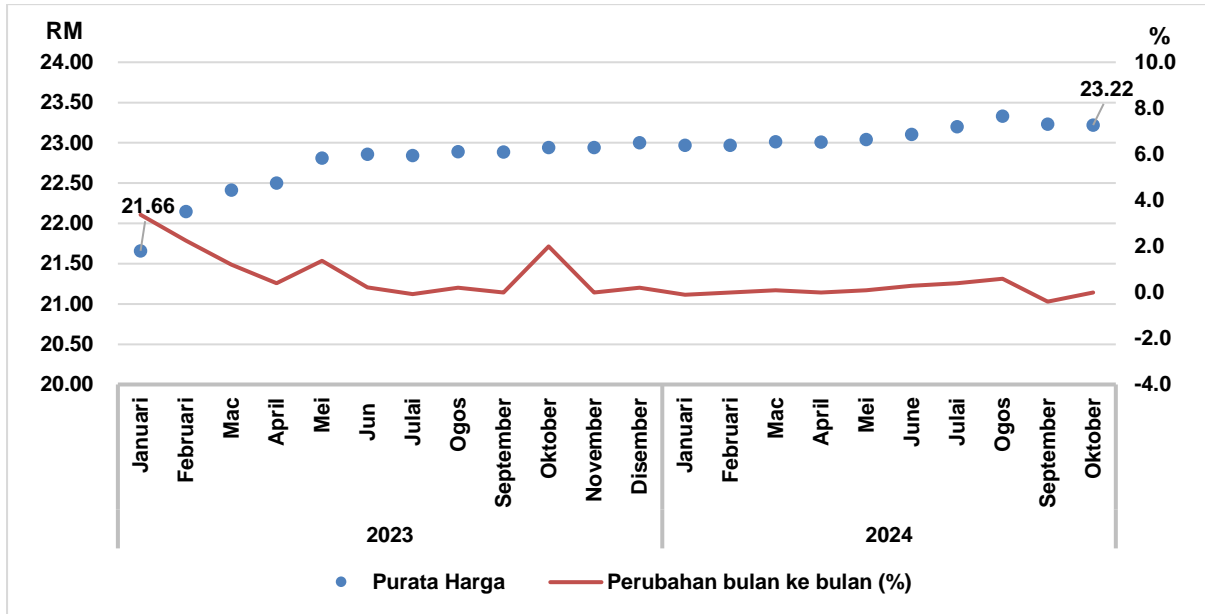
Jabatan Perangkaan Malaysia (DOSM) telah melancarkan OpenDOSM NextGen sebagai medium yang menyediakan katalog data dan visualisasi bagi memudahkan pengguna menganalisis pelbagai data dan boleh diakses melalui portal <https://open.dosm.gov.my>.

Kerajaan Malaysia telah mengisytiharkan Hari Statistik Negara (MyStats Day) pada 20 Oktober setiap tahun. Tema sambutan MyStats Day adalah “Statistik Nadi Kehidupan”. DOSM menyambut ulang tahun ke-75 Jubli Intan pada tahun 2024.

Carta 1: Purata Harga Bar Keluli, Malaysia, Januari 2023 – Oktober 2024



Carta 2: Purata Harga Simen, Malaysia, Januari 2023 – Oktober 2024



Dikeluarkan oleh:

**PEJABAT KETUA PERANGKAWAN
JABATAN PERANGKAAN MALAYSIA
12 NOVEMBER 2024**



MEDIA STATEMENT

MINISTRY OF ECONOMY
DEPARTMENT OF STATISTICS MALAYSIA

Block C6 & C7, Complex C,
Federal Government Administrative Centre, Precinct 1,
62514 Federal Territory of Putrajaya
Telephone : 03 - 8090 4681

BUILDING COST INDEX, MALAYSIA

OCTOBER 2024

The unit price index of steel & metal sections recorded a decrease between negative 0.6 per cent to negative 4.9 per cent in October 2024

PUTRAJAYA, November 12, 2024 – The Department of Statistics Malaysia (DOSM) published ***SPECIAL RELEASE FOR BUILDING AND STRUCTURAL WORKS, OCTOBER 2024***. This report provides the unit price index of major building materials and the Building Cost Material Index (BCI) by building category and region.

In a statement today, Chief Statistician Malaysia, Dato' Sri Dr. Mohd Uzir Mahidin mentioned that the monthly comparison showed a decrease in the unit price index of steel & metal sections between negative 0.6 per cent to negative 4.9 per cent for almost all areas in Peninsular Malaysia, Sabah and Sarawak in October 2024 as compared to the previous month. The highest decrease was in Perak (-4.9%), Selangor, W.P. Kuala Lumpur, Melaka & Negeri Sembilan (-2.0%), followed by Pulau Pinang, Kedah & Perlis (-1.2%).

The Chief Statistician of Malaysia also informed that the unit price index of steel registered a decline between negative 0.4 per cent to negative 3.2 per cent for almost all areas in Peninsular Malaysia, Sabah and Sarawak. In addition, the unit price index of cement also recorded a slight decrease between negative 0.1 per cent to negative 0.7 per cent for several areas in Peninsular Malaysia, Sabah and Sarawak in October 2024.

An annual comparison for the period of October 2023 and October 2024 indicated that the unit price index of cement increased between 0.2 per cent to 3.0 per cent for almost all areas in Peninsular Malaysia, Sabah and Sarawak. The highest increase was recorded in Selangor, W.P. Kuala Lumpur, Melaka & Negeri Sembilan (3.0%), followed by Johor and Pahang, 2.7 per cent respectively.

Nevertheless, an annual comparison of the unit price index of steel recorded a decrease between negative 0.8 per cent to negative 4.2 per cent in October 2024 as compared to the same month last year for almost all areas in Peninsular Malaysia, Sabah and Sarawak.

The Chief Statistician of Malaysia also elaborated that the average price of cement (Ordinary Portland) remained unchanged as compared to September 2024 with an average price of RM23.22 per 50 kg bag. The average price per unit of steel, consisting of mild steel round bars and Mycon 60 high tensile deformed bars recorded a decrease (-1.0%) with an average price of RM3,631.58 per metric tonne as compared to the previous month (September 2024: RM3,667.96 per metric tonne).

The BCI with steel bars for all building categories recorded a slight decrease between negative 0.1 per cent to negative 3.0 per cent for almost all areas in Peninsular Malaysia in October 2024 as compared to the previous month. A decrease in the BCI with steel bars was recorded for almost all building categories.

Additionally, BCI with steel bars in Sabah also showed a slight decrease between negative 0.1 per cent to negative 0.6 per cent for almost all building categories except for Timber Building and Timber Piling in Kota Kinabalu and Sandakan. Meanwhile, the index for almost all other building categories in Tawau remained unchanged.

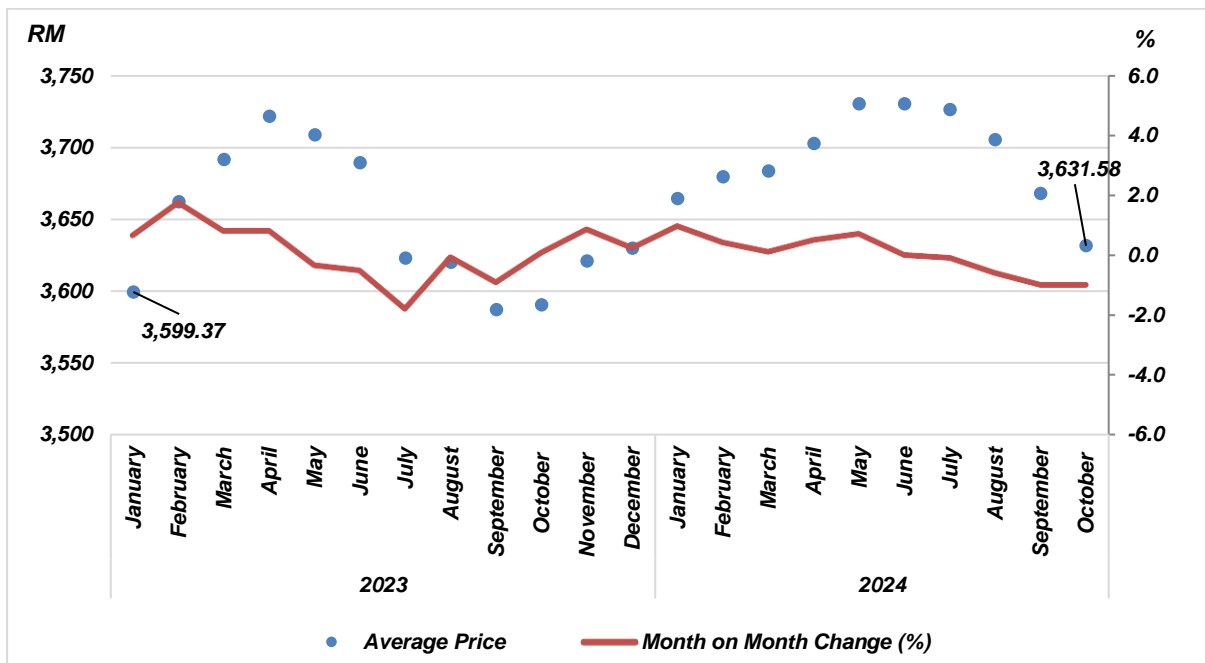
A monthly comparison of BCI with steel bars in Sarawak for October 2024 also registered a slight decrease between negative 0.2 per cent to negative 1.6 per cent for almost all categories of buildings in Kuching and Miri. However, BCI with steel bars for almost all building categories in Sibul showed a slight increase between 0.8 per cent to 1.6 per cent.

On a global perspective, based on the World Steel Association's Short-Range Outlook report, released on October 14, 2024, it predicts a 0.9 per cent decline in global steel demand this year. After three years of decreases, the World Steel Association expects a broad recovery in 2025, excluding China, with demand projected to rise by 1.2 per cent.

The Department of Statistics Malaysia (DOSM) has launched OpenDOSM NextGen as a medium that provides data catalogue and visualisations to facilitate users' analysis and can be accessed through <https://open.dosm.gov.my>.

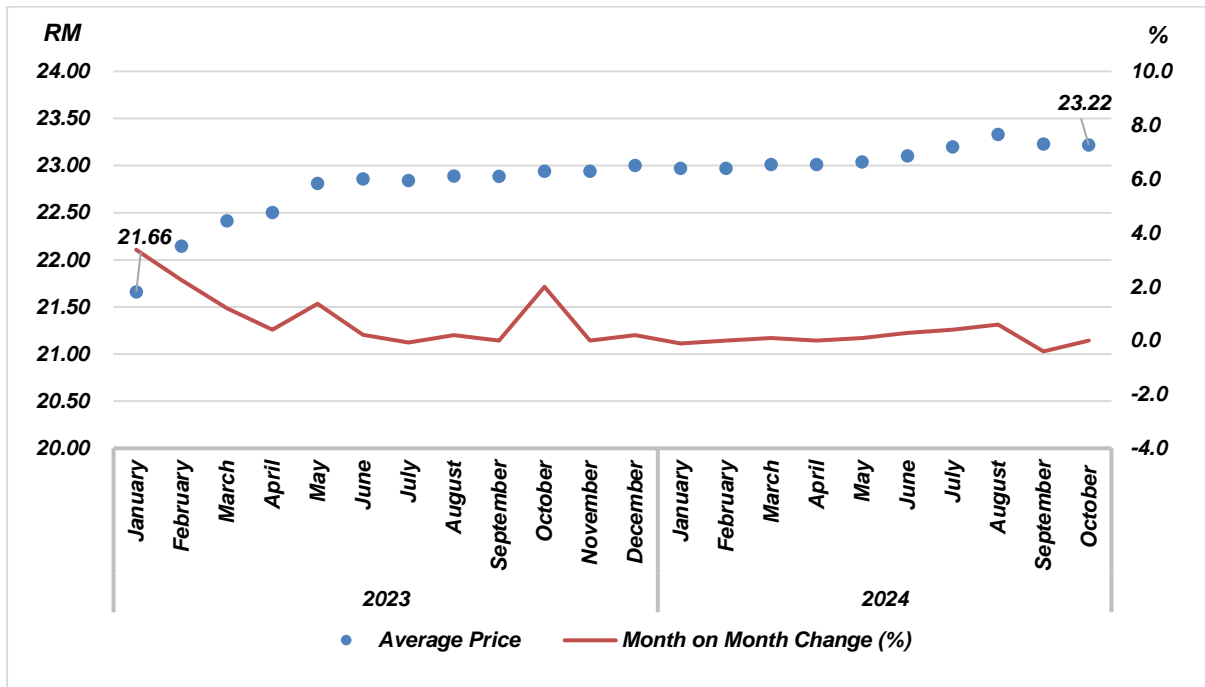
The Government of Malaysia has declared National Statistics Day (MyStats Day) on October 20th each year. MyStats Day theme is "Statistics is the Essence of Life". DOSM commemorates its 75th Diamond Jubilee in 2024.

Chart 1: Average Price of Steel Bar, Malaysia, January 2023 – October 2024



Embargo: Only to be published or disseminated at 1200 hour, Tuesday, November 12, 2024

Chart 2: Average Price of Cement, Malaysia, January 2023 – October 2024



Released by:

**THE OFFICE OF CHIEF STATISTICIAN MALAYSIA
DEPARTMENT OF STATISTICS MALAYSIA
12 NOVEMBER 2024**