



MINISTRY OF ECONOMY
DEPARTMENT OF STATISTICS MALAYSIA

MONTHLY RUBBER STATISTICS MALAYSIA, SEPTEMBER 2020

Production of natural rubber increased 3.7 per cent in September 2020

Production of natural rubber increased **3.7** per cent in September 2020 to **46,187** tonnes as compared to **44,543** tonnes in the previous month. Meanwhile, compared to the same month in the previous year, it recorded a decrease of **25.2** per cent.

Exports of Malaysia's natural rubber amounted **48,720** tonnes in September 2020, an increase of **14.2** per cent against **42,658** tonnes in August 2020. People's Republic of China remains as the main destination for natural rubber exports, with a share of **46.0** per cent of total exports in September 2020 followed by Germany (**13.2%**), Iran (**3.8%**), Finland (**3.3%**) and Brazil (**3.1%**).

Rubber gloves was the main export item with export value increasing by **25.6** per cent from **RM3.0 billion** in August 2020 to **RM3.8 billion** in September 2020. Among the highest exports of rubber gloves were to the United States, Germany and United Kingdom.

The stocks of natural rubber inclined in September 2020 with **255,140** tonnes as compared to **233,492** tonnes in August 2020 with an increase of **9.3** per cent.

Average price of Latex Concentrate recorded an increase of **484.57** sen per kilogramme as compared to August 2020 (**467.71** sen per kilogramme). Standard Malaysian Rubber 20 (S.M.R. 20) also increased to **558.50** sen per kilogramme as compared to **538.68** sen per kilogramme for the same period.

Total domestic consumption for natural rubber was **45,207** tonnes, a decrease of **2.9** per cent as compared to the previous month. Rubber gloves industry dominates the use of natural rubber with **34,016** tonnes or **75.2** per cent from the total domestic consumption.



MONTHLY RUBBER STATISTICS


SEPTEMBER 2020



PRODUCTION tonnes

SEPTEMBER 2020^p : 46,187
AUGUST 2020 : 44,543

↑ 3.7%



AVERAGE PRICE sen/kg

SEPTEMBER 2020 : 484.57
AUGUST 2020 : 467.71

↑ 3.6%




Concentrate
Latex

SEPTEMBER 2020 : 558.50
AUGUST 2020 : 538.68

↑ 3.7%



S.M.R 20



STOCKS tonnes

SEPTEMBER 2020^p : 255,140



Rubber
Estates

0.1%



Rubber
Consumer

9.9%



Rubber
Processors

90.0%

DOMESTIC CONSUMPTION tonnes

SEPTEMBER 2020^p : 45,207



75.2%

Rubber gloves



8.4%

Rubber thread



7.4%

Tyres and tube



9.0%

Others

Production of natural rubber by main producing countries* September 2020 ('000 tonnes)



MALAYSIA
46.2^p



Thailand
399.3^e



Sri Lanka
6.1^e



Cambodia
31.8^e



India
68.0^e



P.R. China
109.3^e



Vietnam
150.0^e



Philippines
9.5^e



Indonesia
235.0^e



*Association of Natural Rubber Producing Countries (ANRPC)
Source : Ministry of Plantation Industries and Commodities, MPIC
p : provisional | e : estimate

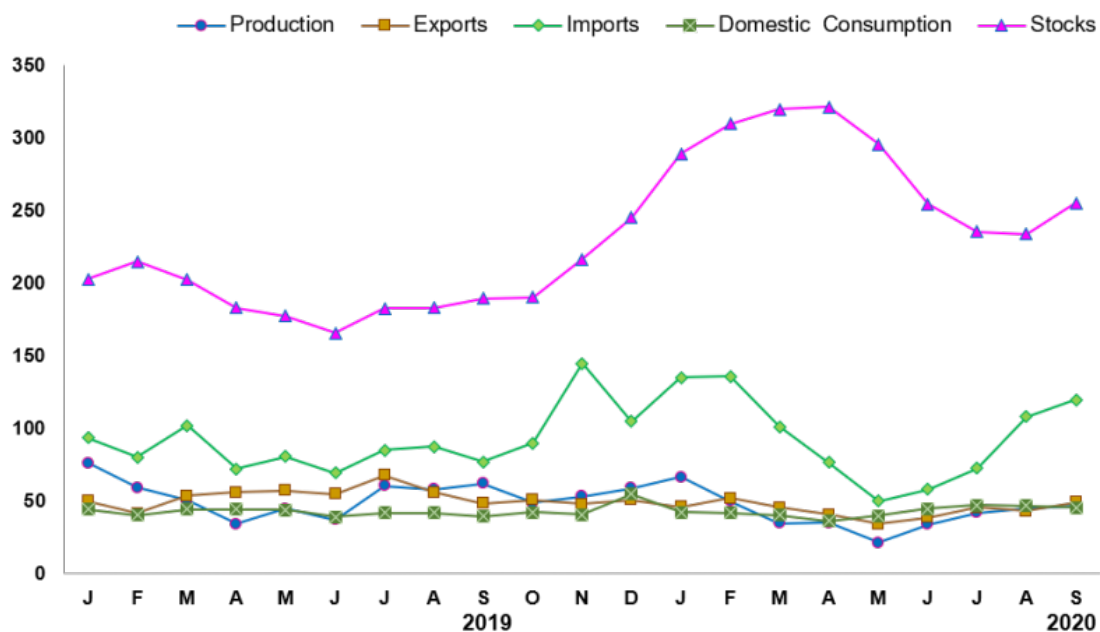
Table 1 presents the principal statistics of rubber for September 2020 while Chart 1 shows the monthly time series from September 2019 to September 2020.

Table 1: Principal statistics of rubber, September 2020

Principal Statistics	September 2019	August 2020	September 2020	Change month-on-month September 2020/ August 2020 (%)	Change year-on-year September 2020/ September 2019 (%)
Production (tonnes)	61,731	44,543	46,187	3.7	-25.2
Exports (tonnes)	48,058	42,658	48,720	14.2	1.4
Imports (tonnes)	76,578	107,947	119,539	10.7	56.1
Domestic consumption (tonnes)	39,264	46,535	45,207	-2.9	15.1
Closing stocks (tonnes)	189,507	233,492	255,140	9.3	34.6
Number of paid workers (estate)	11,073	10,397	10,114	-2.7	-8.7
Salaries & wages (estate) (RM'000)	18,199	17,133	16,357	-4.5	-10.1

Chart 1: Monthly production, exports, imports, domestic consumption and stocks of natural rubber 2019/2020

('000 tonnes)



***Notes:**

Data for September 2020 is **provisional**. The data will be updated based on the latest available figures and subsequently published in the October 2020 publication.

Released By:

DATO' SRI DR. MOHD UZIR MAHIDIN
CHIEF STATISTICIAN MALAYSIA
DEPARTMENT OF STATISTICS, MALAYSIA

 [DrUzir_Mahidin](#)   [Dr_Uzir](#)

#myHariBulan# #myBulan# #myTahun#

Contact person:

Mohd Yusrizal bin Ab. Razak
Public Relation Officer
Strategic Communication and International Division
Department of Statistics, Malaysia
Tel : +603-8885 7942
Fax : +603-8888 9248
E-mail : yusrizal.razak[at]dosm.gov.my

Contact person:

Baharudin Mohamad
Public Relation Officer
Strategic Communication and International Division
Department of Statistics Malaysia
Tel : +603-8090 4681
Fax : +603-8888 9248
Email : baharudin[at]dosm.gov.my

Copyright ©2026 Department of Statistics Malaysia Official Portal. All Rights Reserved.