

Embargo: Hanya boleh diterbitkan atau disebarikan mulai jam 1200, Jumaat, 8 Julai 2022



JABATAN PERDANA MENTERI
JABATAN PERANGKAAAN MALAYSIA

KENYATAAN MEDIA

INDEKS PENGELUARAN PERINDUSTRIAN, MALAYSIA

MEI 2022

Indeks Pengeluaran Perindustrian (IPP) Malaysia meningkat 4.1 peratus pada Mei 2022, dipacu oleh pengeluaran produk Elektrik dan Elektronik yang meningkat 15.5 peratus

PUTRAJAYA, 8 JULAI 2022 – Jabatan Perangkaan Malaysia menerbitkan **INDEKS PENGELUARAN PERINDUSTRIAN (IPP), MALAYSIA, MEI 2022** pada hari ini. Penerbitan ini memaparkan statistik IPP yang terdiri daripada tiga sektor utama; Perlombongan, Pembuatan dan Elektrik.

Memperincikan laporan berkenaan, Dato' Sri Dr. Mohd Uzir Mahidin, Ketua Perangkawan Malaysia berkata, "Indeks Pengeluaran Perindustrian (IPP) meningkat **4.1 peratus** pada bulan Mei 2022 berbanding bulan yang sama pada tahun sebelumnya. Pengembangan IPP ini disumbangkan oleh sektor Pembuatan dan Elektrik, dengan masing-masing merekodkan peningkatan **6.9 peratus** dan **2.8 peratus**. Sementara itu, sektor Perlombongan menyusut **4.9 peratus**. Dari segi perbandingan bulan ke bulan, IPP merosot **1.0 peratus** kesan daripada kejatuhan dalam komponen Pembuatan dan Perlombongan."

Output sektor Pembuatan berdasarkan perbandingan tahun ke tahun meningkat **6.9 peratus** pada bulan Mei 2022 selepas mencatatkan pertumbuhan 6.2 peratus pada bulan April 2022. Subsektor utama yang menyumbang kepada pertumbuhan sektor Pembuatan pada Mei 2022 adalah Peralatan Elektrik & Elektronik (**15.5%**), Produk Kelengkapan Pengangkutan dan Pembuatan Lain (**12.4%**) dan Produk Mineral Bukan Logam, Logam Asas & Produk Logam yang Direka (**5.2%**).

Pada masa yang sama, pertumbuhan sektor Pembuatan didorong oleh kedua-dua industri berorientasikan domestik (**8.7%**) dan industri berorientasikan eksport (**6.1%**). Pertumbuhan bagi industri berorientasikan domestik disumbangkan terutamanya oleh pembuatan kenderaan bermotor, treler & semi treler dan pembuatan produk prosesan makanan. Sementara itu, peningkatan bagi industri berasaskan eksport didorong oleh pembuatan komputer, produk elektronik & optikal dan pembuatan kimia & produk kimia. Prestasi sektor Pembuatan ini juga selari dengan pertumbuhan eksport yang memberangsangkan.

Bagi perbandingan bulan ke bulan, sektor Pembuatan menyusut **1.3 peratus** berbanding April 2022 dipengaruhi oleh kapasiti penggunaan kilang yang rendah terutamanya dalam subsektor Produk Makanan, Minuman & Tembakau dan Produk Mineral Bukan Logam, Logam Asas & Produk Logam yang Direka.

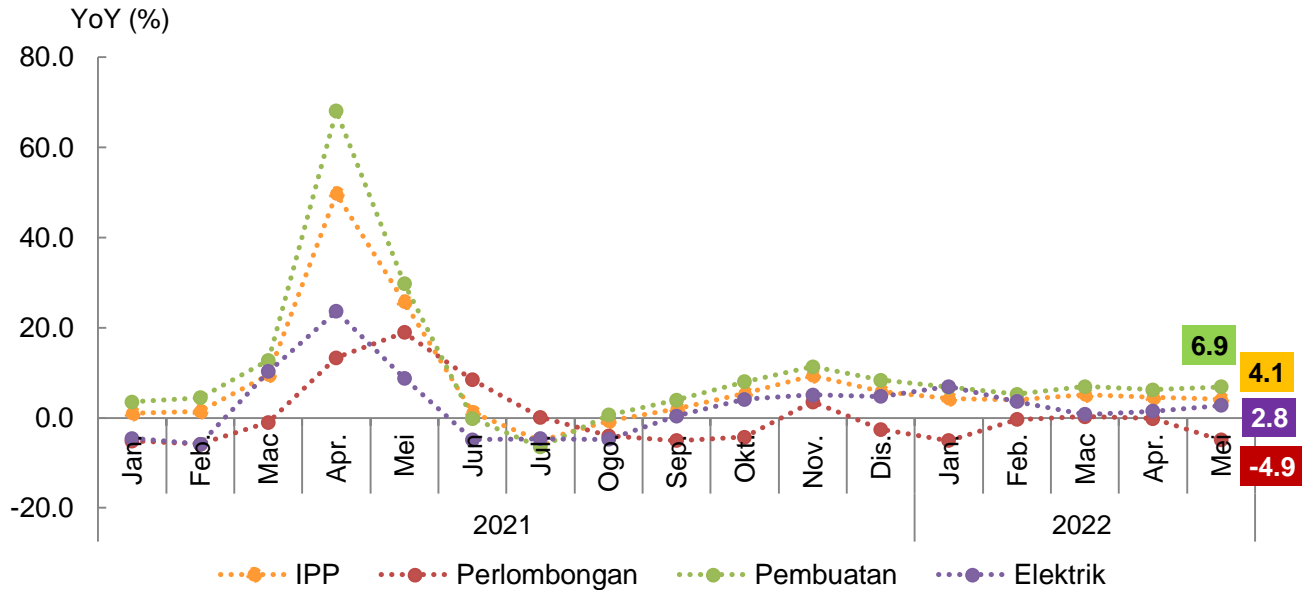
Output sektor Perlombongan merosot **4.9 peratus** pada bulan Mei 2022 berbanding tempoh yang sama pada tahun sebelumnya. Penyusutan tersebut dipengaruhi oleh kejatuhan **6.7 peratus** dalam indeks Minyak Mentah & Kondensat dan kemerosotan **3.6 peratus** dalam indeks Gas Asli. Indeks Perlombongan juga merekodkan penurunan **0.6 peratus** berbanding bulan yang lalu. Output sektor Elektrik berkembang **2.8 peratus** pada bulan Mei 2022 berbanding bulan yang sama pada tahun sebelumnya. Sementara itu, dari segi perbandingan bulan ke bulan, indeks Elektrik tumbuh **1.5 peratus**.

IPP bagi tempoh Januari hingga Mei 2022 merekodkan pengembangan **4.4 peratus** berbanding dengan tempoh yang sama tahun sebelumnya. Peningkatan tersebut disokong oleh indeks Pembuatan (**6.4%**) dan indeks Elektrik (**3.0%**). Sementara itu, indeks Perlombongan pula menyusut **2.1 peratus**.

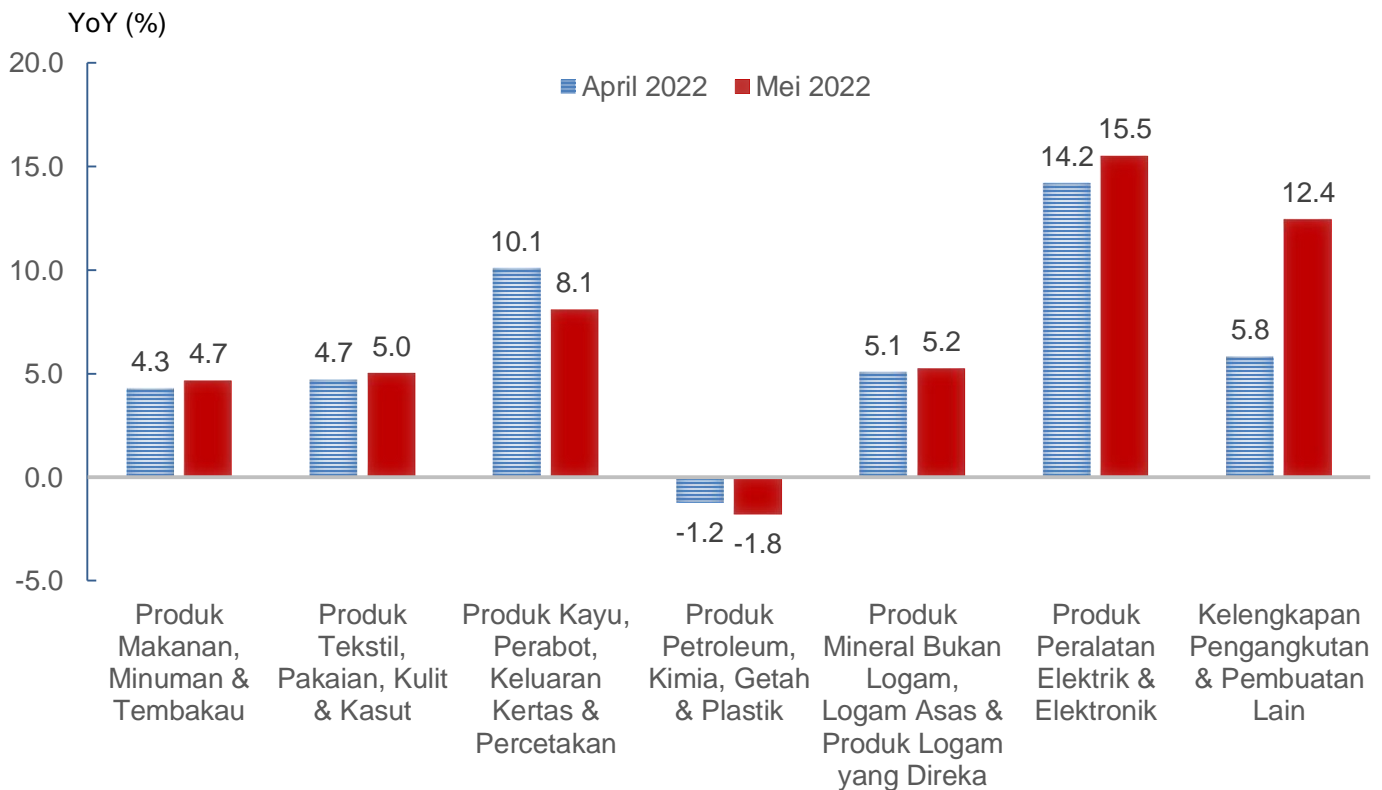
Jabatan Perangkaan Malaysia (DOSM) sedang menjalankan Survei Pendapatan, Perbelanjaan Isi Rumah dan Kemudahan Asas (HIES/BA) 2022 bermula dari 1 Januari 2022 sehingga 31 Disember 2022 dan Survei Ekonomi Tahunan 2022 (AES 2022) bermula 15 April sehingga 30 September 2022. DOSM amat menghargai kerjasama daripada responden yang terpilih untuk memberikan maklumat kepada DOSM serta menjayakan survei ini. Sila layari www.dosm.gov.my untuk maklumat lanjut.

DOSM juga menerbitkan statistik ekonomi dan sosial iaitu PocketStats yang mengandungi statistik suku tahunan dan tahunan yang boleh diperolehi dari portal DOSM atau melalui pautan https://bit.ly/PocketStatsS1_2022.

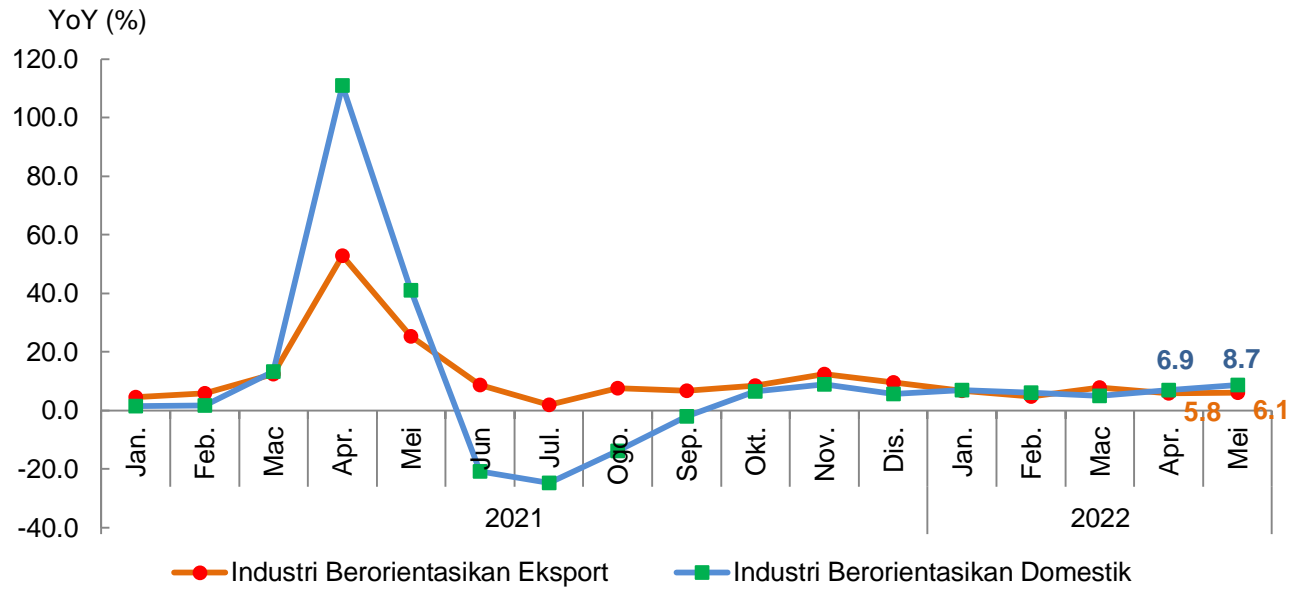
CARTA 1: PRESTASI INDEKS PENGELUARAN PERINDUSTRIAN JANUARI 2021 – MEI 2022



CARTA 2: PERTUMBUHAN INDEKS PEMBUATAN MENGIKUT SUBSEKTOR – PERATUS PERUBAHAN TAHUN KE TAHUN (APRIL DAN MEI 2022)



CARTA 3: PRESTASI INDEKS PEMBUATAN MENGIKUT INDUSTRI BERORIENTASIKAN EKSPORT DAN DOMESTIK JANUARI 2021 – MEI 2022



Dikeluarkan oleh:

**PEJABAT KETUA PERANGKAWAN MALAYSIA
 JABATAN PERANGKAAN MALAYSIA
 8 JULAI 2022**



PRIME MINISTER'S DEPARTMENT
DEPARTMENT OF STATISTICS MALAYSIA

MEDIA STATEMENT
STATISTICS OF LABOUR FORCE, MALAYSIA,
MAY 2022

May's unemployment reduced further to 637.7 thousand persons recording unemployment rate at 3.9 per cent

PUTRAJAYA, 07 July 2022 – May's unemployment reduced further to 637.7 thousand persons recording unemployment rate at 3.9 per cent, the Department of Statistics Malaysia (DOSM) reported today in the release on **Statistics of Labour Force, Malaysia, May 2022**. The statistics described the labour supply situation based on the Labour Force Survey conducted by DOSM.

Discussing the overall performance for May 2022, the Chief Statistician said, "The recovery of the labour market in May 2022 continued to be stable aligned with full operation of all economic activities. This encouraging economic activities during the month stimulated more demand for goods and services, thus providing more opportunities for businesses to revive their revenues. The labour market is also observed to expand as more demand and supply of labour prevails in the market to accommodate the needs of the growing economic activities. Thus, the labour force situation during the month remained resilient registering a month-on-month increase in the number of labour force with 0.2 per cent to record 16.54 million persons (April 2022: 16.50 million persons). Subsequently, the labour force participation rate in May 2022 increased marginally to 69.5 per cent (April 2022: 69.4%). This situation was steered by steady employment growth while unemployment reduced further."

Adding to this, Dato' Sri Dr. Mohd Uzir Mahidin said, "The number of employed persons ascended further in May 2022 by 0.3 per cent to record 15.90 million persons (April 2022: 15.85 million persons). Meanwhile, the number of unemployed persons during the month continued to decline with a reduction of 1.8 per cent to 637.7 thousand persons (April 2022: 649.3 thousand persons). Accordingly, the unemployment rate during the month remained at 3.9 per cent."

Elaborating further on the employment situation, the Chief Statistician said, "The largest composition of employed persons was employee's category with 76.2 per cent. This category posted a rise of 0.2 per cent to record 12.11 million persons as compared to the previous month (April 2022: 12.09 million persons). Meanwhile, the own-account workers which consist of mostly of daily income earners working as small business such as retailers; hawkers; sellers in market and stalls; as well as smallholders, also improved with an addition of 0.7 per cent to record 2.74 million persons (April 2022: 2.72 million persons)."

Looking at the employed persons by economic sector, Services sector continued to record a positive growth in employment largely in Wholesales & retail trade; Information & communication and Food & beverage services activities. Similarly, Agriculture, Manufacturing and Construction sectors also remained its positive trend in the number of employed persons except for the Mining & quarrying sector which was still on a declining trend.

Commenting further on the unemployment situation during the month, Dato' Sri Dr. Mohd Uzir Mahidin said, "Out of the total unemployed persons, 83.7 per cent were those who were available for work and were actively seeking jobs or the actively unemployed. This category fell by 1.6 per cent to register 534.0 thousand persons (April 2022: 542.9 thousand persons). By duration of unemployment for the actively unemployed, 58.6 per cent were those who were unemployed for less than three months, while 6.9 per cent were those who were in the long-term unemployment of more than a year. In the meantime, the inactively unemployed or those who believed that there were no jobs available decreased continuously, with a decline of 2.5 per cent to 103.8 thousand persons (April 2022: 106.4 thousand persons)."

During the month, the youth unemployment rate for those aged 15 to 24 years continued to record a decrease, with a fall of 0.3 percentage points to 12.5 per cent. Meanwhile, the number of unemployed youths reduced by 4.4 per cent to 341.4 thousand persons (April 2022: 357.2 thousand persons). Similarly, the unemployment rate for youth aged 15 to 30 years edged down by 0.3 percentage points to 7.4 per cent, recording lower number of unemployed youths at 475.7 thousand persons (April 2022: 7.7%; 501.2 thousand persons).

As for the inactivity group, the number of persons outside labour force in May 2022 remained on a declining trend for ten consecutive months with a reduction of 0.1 per cent to register 7.26 million persons (April 2022: 7.27 million persons). Housework/family responsibilities remained as a main reason of outside labour force with a contribution share of 42.2 per cent and this was followed by schooling/ training category with 40.0 per cent.

Concluding the labour force situation, Chief Statistician Malaysia said, "The crisis of rising prices of commodity prevailing in the market, had indirectly impacted the Malaysia's economic development. The increase in the price of goods will result in inflation that will affect the country's economic recovery. In addition, Zero-COVID Policy implemented by China has caused to the shortcomings and delays in the supply of materials, thus affecting the global market, especially in the manufacturing sector. However, the operation of all economic sector and social activities is observed as a contributing factor to the increase in demand for labour. In addition, the entry of foreign labour into the country to cope with labour shortages in certain industries is also foreseen as a positive element in ensuring that the labour market remains stable even though it will lead to higher competition and a tight labour market. Thus, the labour

market is anticipated to be in a positive recovery momentum in the upcoming months, but does not considering the impending effects of the inflationary pressure globally.”

Time series data and more information on the labour market can be obtained through the Malaysia Labour Market Interactive Data (MyLMID) dashboard. For more information, please visit <https://mbls.dosm.gov.my/mylmid/> or scan the QR code below.



The Department of Statistics Malaysia (DOSM) is conducting the Household Income, Expenditure and Basic Amenities Survey (HIES/BA) 2022 from 1st January 2022 to 31st December 2022 and the Annual Economic Survey 2022 (AES 2022) from 15th April 2022 to 30th September 2022. DOSM greatly appreciates the cooperation given by selected respondents by sharing their information with DOSM and making the survey a success. Please visit www.dosm.gov.my for more information.

Chart 1: Unemployment, Malaysia, January 2020 - May 2022

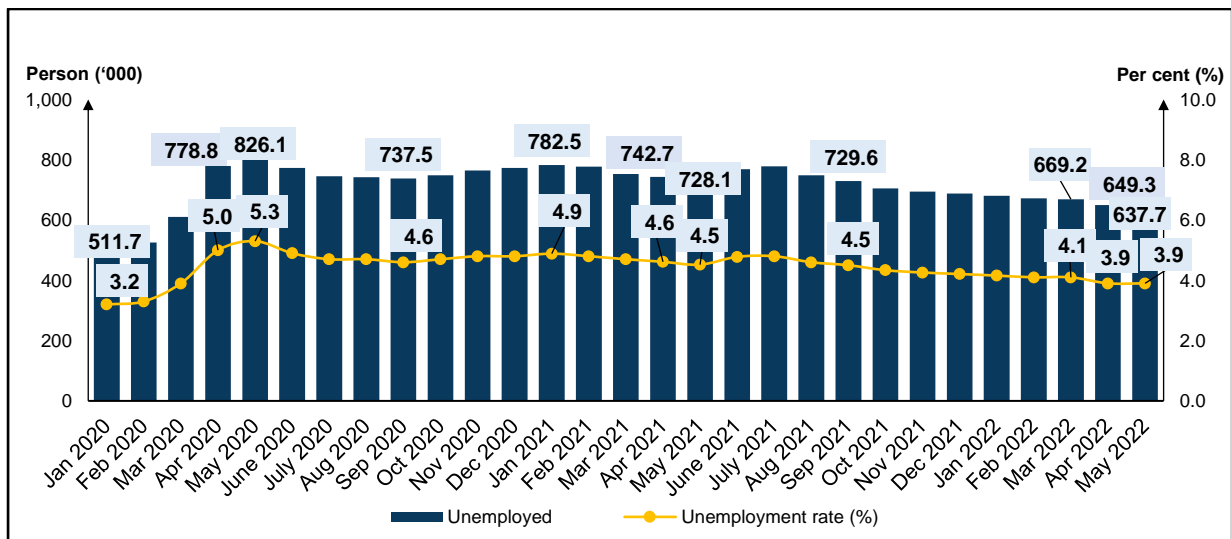
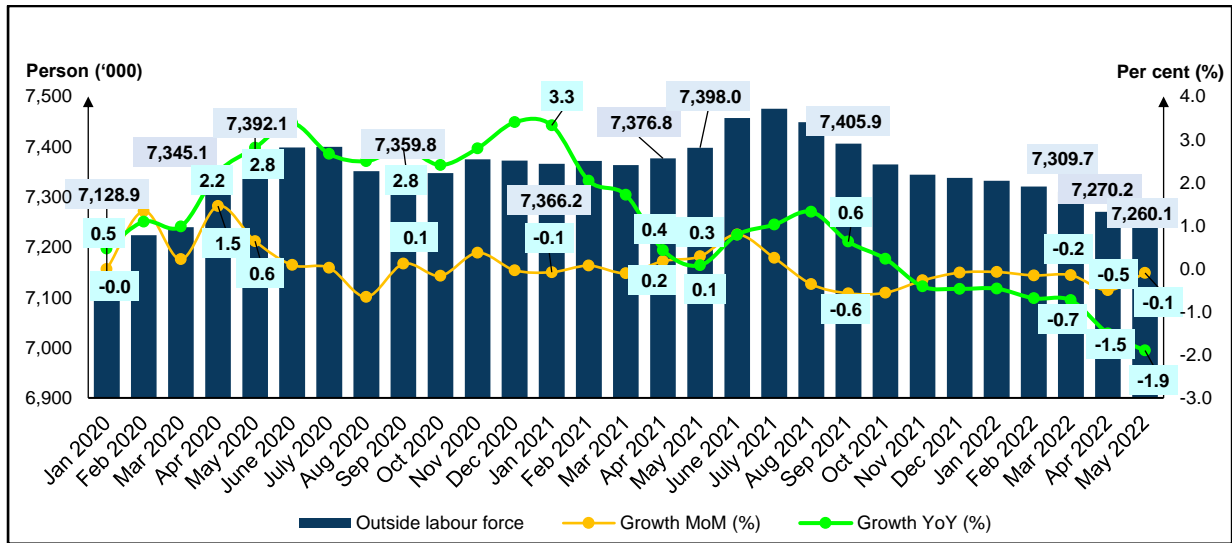


Chart 2: Outside labour force, Malaysia, January 2020 - May 2022



Released by:

**THE OFFICE OF CHIEF STATISTICIAN MALAYSIA
DEPARTMENT OF STATISTICS MALAYSIA**

07 JULY 2022