

Embargo: Hanya boleh diterbitkan atau disebarikan mulai jam 1200, Isnin, 20 Mei 2024



KEMENTERIAN EKONOMI
JABATAN PERANGKAAAN MALAYSIA

KENYATAAN MEDIA

PERANGKAAAN PERDAGANGAN LUAR NEGERI MALAYSIA

APRIL 2024

Eksport memulih dengan pertumbuhan positif 9.1 peratus pada April 2024, menyumbang kepada peningkatan jumlah dagangan 12.1 peratus

PUTRAJAYA, 20 Mei 2024 – Peningkatan yang konsisten dalam ekonomi global, bersama-sama dengan peralihan dalam permintaan antarabangsa untuk barangan Malaysia, menghasilkan prestasi perdagangan yang lebih baik. Jumlah dagangan menunjukkan peningkatan 12.1 peratus daripada RM197.8 bilion pada tahun sebelumnya kepada RM221.7 bilion dipacu oleh kenaikan import 15.6 peratus, mencecah RM107.0 bilion dan eksport 9.1 peratus, mencecah RM114.7 bilion. Sebaliknya, imbalan dagangan turun 39.0 peratus kepada RM7.7 bilion pada April 2024 seperti yang dilaporkan hari ini dalam **BULETIN PERANGKAAAN PERDAGANGAN LUAR NEGERI MALAYSIA, APRIL 2024**. Buletin ini juga membentangkan prestasi produk untuk eksport dan import serta rakan dagangannya.

Ketua Perangkawan Malaysia, Dato' Sri Dr. Mohd Uzir Mahidin berkata, "Prestasi eksport Malaysia meningkat pada April 2024 seiring dengan peningkatan eksport domestik, bernilai RM91.8 bilion, menyumbang 80.0 peratus kepada jumlah eksport meningkat 14.5 peratus. Sebaliknya, eksport semula bernilai RM22.9 bilion, menyumbang 20.0 peratus kepada jumlah eksport turun 8.3 peratus berbanding April 2023. Sementara itu, import bernilai RM107.0 bilion, meningkat 15.6 peratus. Lebihan dagangan menurun 39.0 peratus kepada RM7.7 bilion, lebihan bulan ke-48 berturut-turut sejak Mei 2020. Perbandingan dengan Mac 2024, eksport, import, jumlah dagangan dan imbalan dagangan masing-masing mencatatkan penurunan 10.8 peratus, 7.6 peratus, 9.3 peratus dan 39.4 peratus.

Melihat dari sudut kumpulan barangan, 189 daripada 257 kumpulan eksport dan 196 daripada 261 kumpulan import menunjukkan peningkatan berbanding bulan yang sama pada tahun sebelumnya.

Ketua Perangkawan Malaysia juga menjelaskan bahawa eksport yang lebih tinggi

disumbangkan oleh kenaikan terutamanya ke Amerika Syarikat (+RM1.9 bilion), diikuti oleh Taiwan (+RM1.9 bilion), Singapura (+RM1.5 bilion), Kesatuan Eropah (+RM907.3 juta), Filipina (+RM824.1 juta), Hong Kong (+RM616.8 juta) dan Thailand (+RM578.3 juta). Selain itu, import yang lebih tinggi disumbangkan terutamanya dari China (+RM4.5 bilion) diikuti oleh Singapura (+RM3.6 bilion), Amerika Syarikat (+RM2.2 bilion), Kesatuan Eropah (+RM1.2 bilion), Jepun (+RM873.3 juta), Australia (+RM573.0 juta), Cameroon (+RM526.5 juta), dan Hong Kong (+RM501.1 juta).

Mengulas lebih lanjut mengenai eksport, kenaikan ini sejajar dengan peningkatan perkilangan lain (+RM1.5 bilion); jentera, kelengkapan & peralatan (+RM1.3 bilion); kimia & bahan kimia (+RM1.1 bilion); dan petroleum mentah (+RM990.7 juta). Sementara itu, peningkatan import dicatatkan untuk barangan elektrik & elektronik (+RM5.8 bilion); jentera, peralatan & alat ganti (+RM3.0 bilion); petroleum mentah (+RM1.5 bilion); pertanian lain (+RM940.5 juta); dan pembuatan logam (+RM905.5 juta).

Selanjutnya, Dato' Sri Dr. Mohd Uzir Mahidin berkata, "Pertambahan import mengikut Penggunaan Akhir seiring dengan permintaan yang lebih tinggi bagi barangan modal, barangan perantaraan dan barangan penggunaan. Import barangan modal bernilai RM11.1 bilion, meningkat 9.7 peratus berbanding April 2023, mewakili 10.4 peratus daripada jumlah import. Barang perantaraan (55.3% daripada jumlah import), bernilai RM59.2 bilion, mencatatkan peningkatan 30.5 peratus atau RM13.9 bilion. Barang penggunaan (9.1% daripada jumlah import), meningkat 19.5 peratus daripada RM8.2 bilion pada tahun sebelumnya kepada RM9.8 bilion."

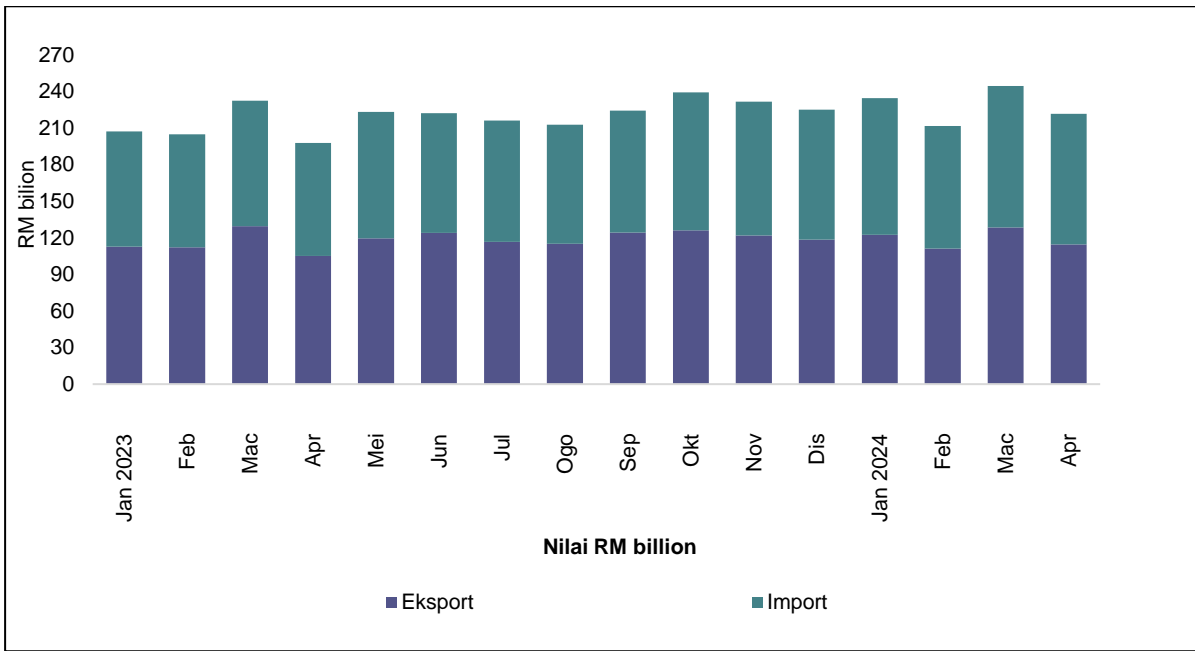
Jumlah dagangan, eksport dan import bagi tempoh Januari hingga April 2024 mencatatkan peningkatan. Jumlah dagangan meningkat 8.3 peratus, daripada RM842.6 bilion kepada RM912.3 bilion, sejajar dengan peningkatan dalam eksport (+3.8%) serta import (+13.7%). Sebaliknya, lebihan dagangan berkurangan 45.7 peratus mencatatkan nilai RM41.8 bilion berbanding tempoh yang sama pada 2023.

Jabatan Perangkaan Malaysia (DOSM) telah melancarkan OpenDOSM NextGen sebagai medium yang menyediakan katalog data dan visualisasi bagi memudahkan pengguna menganalisis pelbagai data dan boleh diakses melalui portal <https://open.dosm.gov.my>.

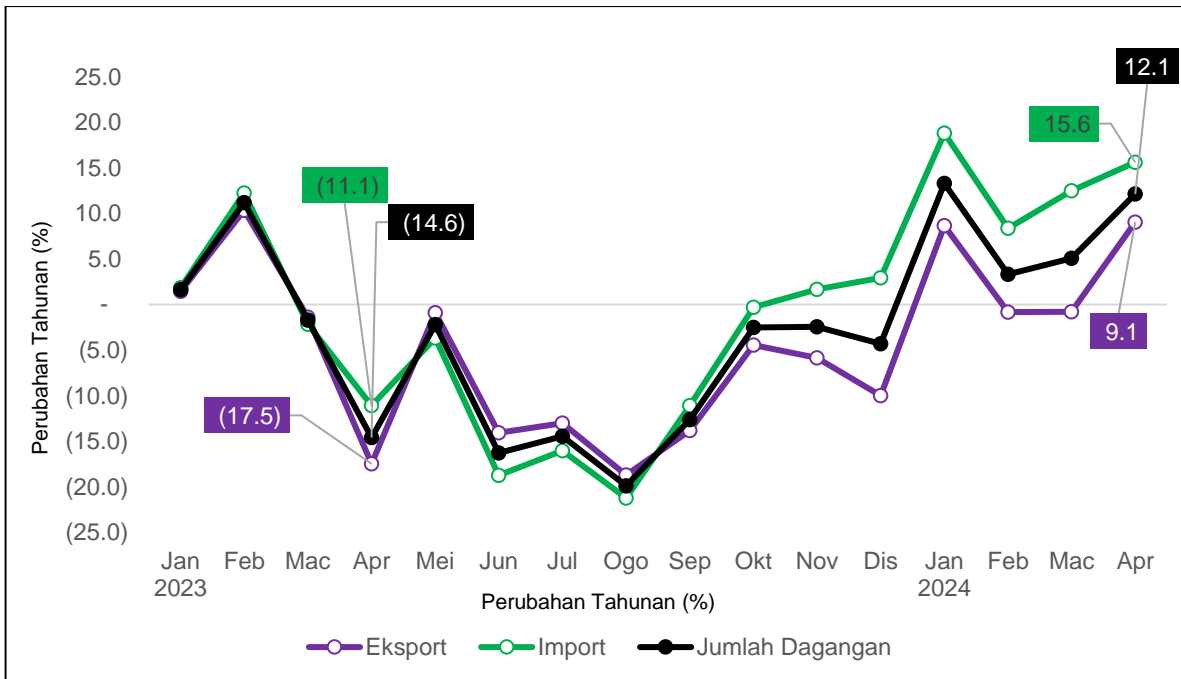
DOSM akan menjalankan Banci Pertanian pada tahun 2024. Sila layari <https://www.myagricensus.gov.my/> untuk maklumat lanjut. Tema adalah "Banci Pertanian, Kunci Kemajuan Pertanian."

Kerajaan Malaysia telah mengisytiharkan Hari Statistik Negara (MyStats Day) pada 20 Oktober setiap tahun. Tema sambutan MyStats Day adalah "Statistik Nadi Kehidupan". DOSM menyambut ulang tahun ke-75 Jubli Intan pada tahun 2024.

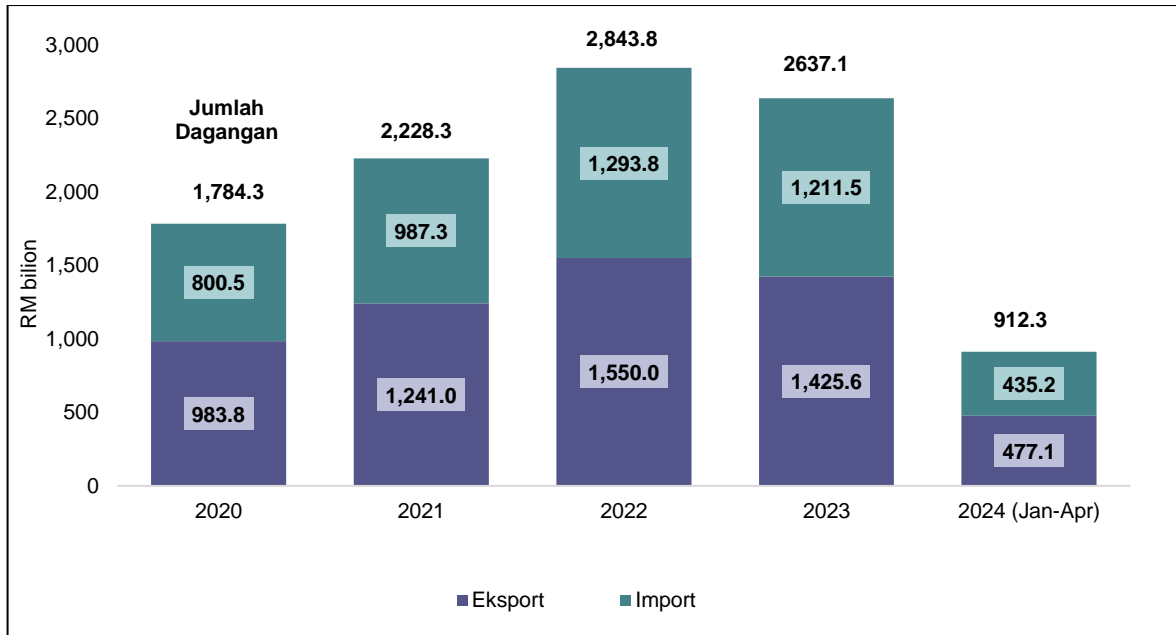
Carta 1: Perangkaan Perdagangan Luar Negeri, Jan 2023 – April 2024 (Nilai)



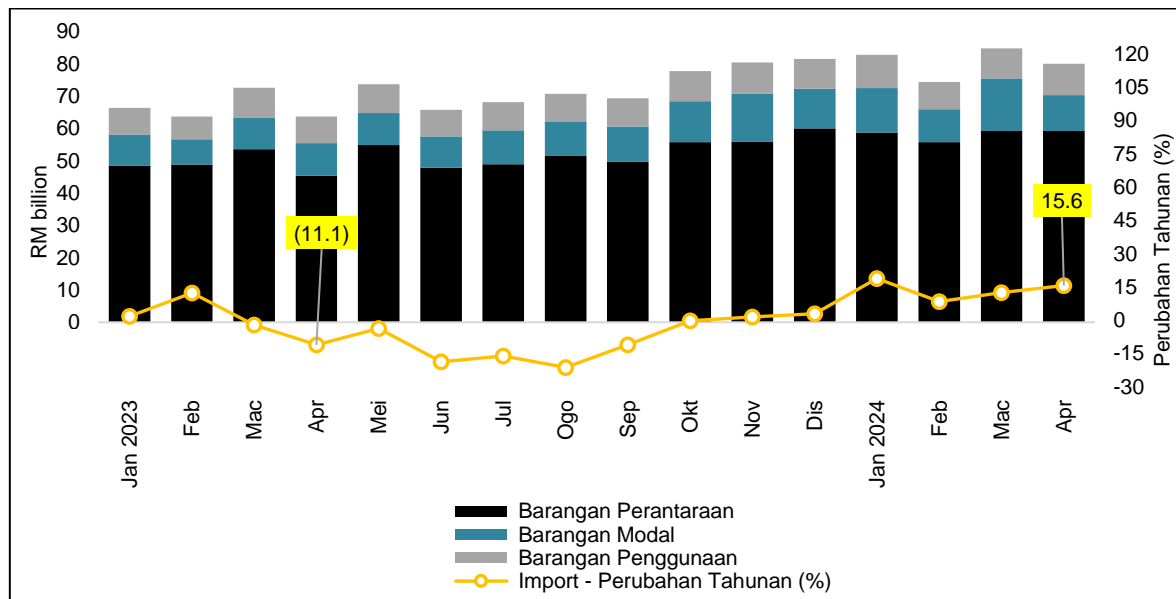
Carta 2: Perangkaan Perdagangan Luar Negeri, Jan 2023 – April 2024 (Peratus Perubahan Tahunan)



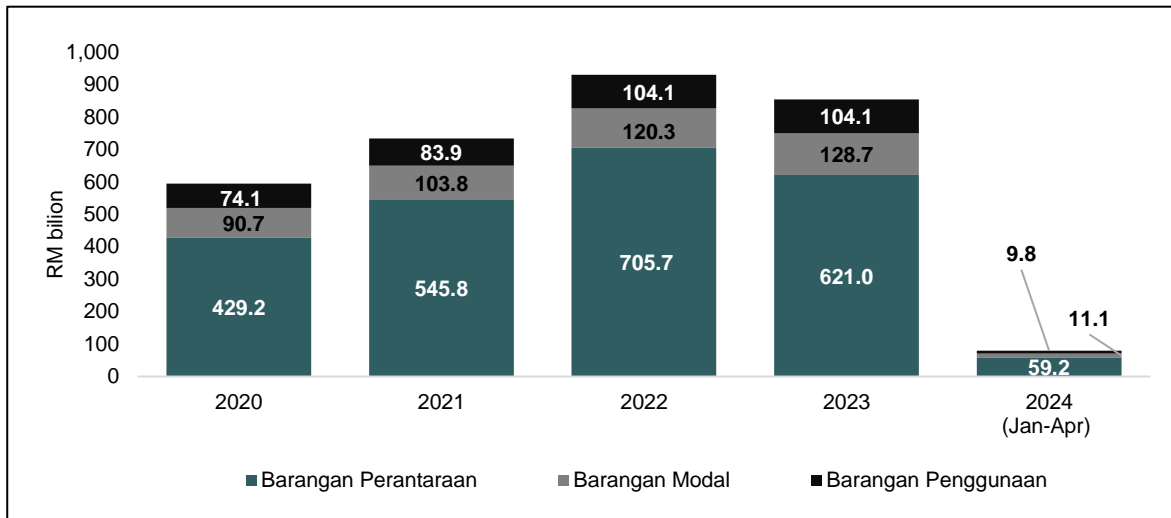
Carta 3: Perangkaan Perdagangan Luar Negeri, 2020 – 2024 (Jan-Apr)



Carta 4: Import mengikut Klasifikasi Penggunaan Akhir & Kategori Ekonomi Umum (BEC),
Jan 2023 – April 2024
(Nilai dan Peratus Perubahan Tahunan)



Carta 5: Import mengikut Klasifikasi Penggunaan Akhir & Kategori Ekonomi Umum (BEC)
2020 – 2024 (Jan-Apr)



Dikeluarkan oleh:

PEJABAT KETUA PERANGKAWAN
JABATAN PERANGKAAAN MALAYSIA
20 MEI 2024

Embargo: Only to be published or disseminated at 1200 hour, Monday, May 20th, 2024



MINISTRY OF ECONOMY
DEPARTMENT OF STATISTICS MALAYSIA

MEDIA STATEMENT
MALAYSIA EXTERNAL TRADE STATISTICS
APRIL 2024

***Exports rebounded with a positive growth of 9.1 per cent in April 2024,
chipping in the 12.1 per cent increase of total trade***

PUTRAJAYA, May 20, 2024 – A consistent increase in the global economy, along with the shifts in international demand for Malaysia’s goods, resulted in improved trade performance. Total trade showing a 12.1 per cent uptick from RM197.8 billion in the previous year to RM221.7 billion mainly attributable from the growth in imports of 15.6 per cent, reaching RM107.0 billion and exports 9.1 per cent, reaching RM114.7 billion. On the contrary, trade balance fell by 39.0 per cent to RM7.7 billion in April 2024 as reported today in **MALAYSIA EXTERNAL TRADE STATISTICS BULLETIN, APRIL 2024**. This bulletin also presents the performance of export and import products with its trading partners.

Chief Statistician Malaysia, Dato' Sri Dr. Mohd Uzir Mahidin said, "Malaysia's export performance increased in April 2024 in conjunction with the rise in domestic exports, worth RM91.8 billion, contributing 80.0 per cent to total exports rose by 14.5 per cent. On the other hand, re-exports worth RM22.9 billion, contributing 20.0 per cent to total exports downed by 8.3 per cent as compared to April 2023. Meanwhile, imports worth RM107.0 billion, increased by 15.6 per cent. Trade surplus decreased 39.0 per cent to RM7.7 billion, the 48th consecutive month of surplus since May 2020. Comparing with March 2024, exports, imports, total trade and trade balance recorded a decrease of 10.8 per cent, 7.6 per cent, 9.3 per cent and 39.4 per cent, respectively."

From the perspective of the commodity group, 189 out of 257 export groups and 196 out of 261 import groups showed an increase as compared to the same month of the previous year.

Chief Statistician Malaysia further explained higher exports was attributable from the increase mainly to the United States (+RM1.9 billion), followed by Taiwan (+RM1.9 billion), Singapore (+RM1.5 billion), the European Union

(+RM907.3 million), Philippines (+RM824.1 million), Hong Kong (+RM616.8 million) and Thailand (+RM578.3 million). Moreover, higher imports were mainly contributed from China (+RM4.5 billion) followed by Singapore (+RM3.6 billion), the United States (+RM2.2 billion), the European Union (+RM1.2 billion), Japan (+RM873.3 million), Australia (+RM573.0 million), Cameroon (+RM526.5 million), and Hong Kong (+RM501.1 million).

Commenting further on exports, the rise was in line with the increase in other manufactures (+RM1.5 billion); machinery, equipment & parts (+RM1.3 billion); chemical & chemical products (+RM1.1 billion); and crude petroleum (+RM990.7 million). Furthermore, the increase in imports was logged for electrical & electronic products (+RM5.8 billion); machinery, equipment & parts (+RM3.0 billion); crude petroleum (+RM1.5 billion); other agriculture (+RM940.5 million); and manufacture of metal (+RM905.5 million).

Adding to this, Dato' Sri Dr. Mohd Uzir Mahidin said, "The rise in imports by End Use was in accordance with higher demand for capital goods, intermediate goods and consumption goods. Imports of capital goods with a value of RM11.1 billion, rose by 9.7 per cent as compared to April 2023, representing 10.4 per cent of total imports. Intermediate goods (55.3% of total imports), valued at RM59.2 billion, registered an increase of 30.5 per cent or RM13.9 billion. Consumption goods (9.1% of total imports), grew by 19.5 per cent from RM8.2 billion in the previous year to RM9.8 billion."

Total trade, exports and imports for the period of January to April 2024 registered an improvement. Total trade grew by 8.3 per cent, from RM842.6 billion to RM912.3 billion, in line with the rise in exports (+3.8%) as well as imports (+13.7%). On the contrary, trade surplus decreased by 45.7 per cent to post a value of RM41.8 billion as compared to the same period in 2023.

The Department of Statistics Malaysia (DOSM) has launched OpenDOSM NextGen as a medium that provides a catalog of data and visualisations to facilitate users' analysis of various data and can be accessed through <https://open.dosm.gov.my>.

DOSM will conduct the Agricultural Census in 2024. Please visit <https://www.myagricensus.gov.my/> for more information. The theme is "Agriculture Census, Key to Agricultural Development."

The Government of Malaysia has declared National Statistics Day (MyStats Day) on October 20th each year. MyStats Day theme is "Statistics is the Essence of Life". DOSM commemorates its 75th Diamond Jubilee in 2024.

Chart 1: External Trade Statistics, Jan 2023 – Apr 2024 (Value)

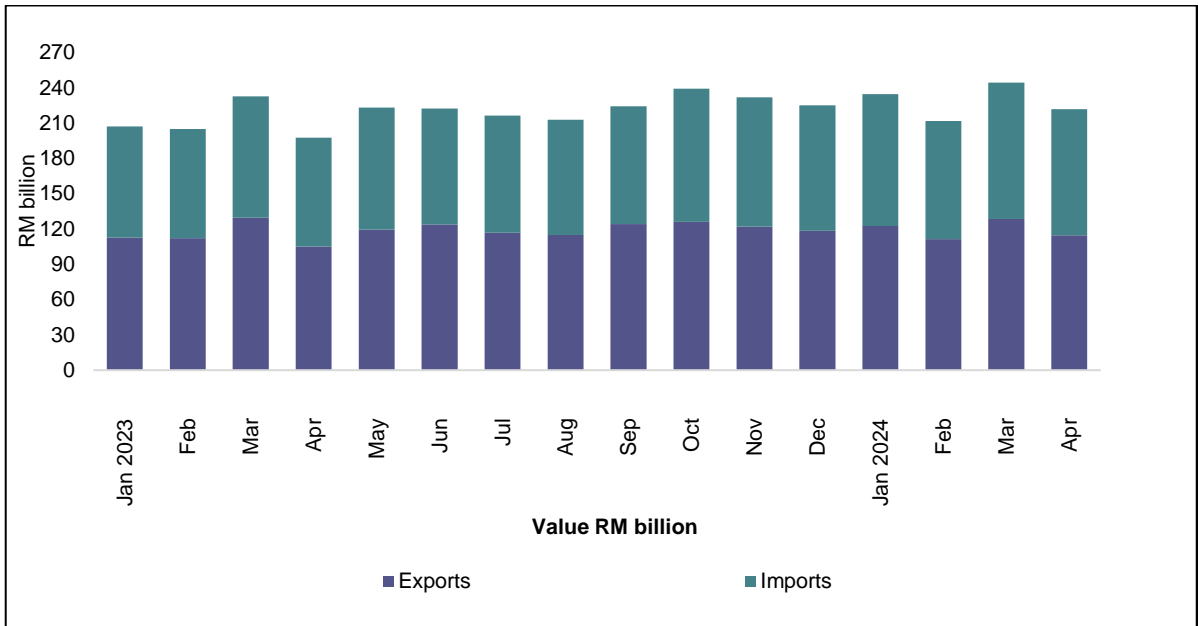


Chart 2: External Trade Statistics, Jan 2023 – Apr 2024 (Annual Percentage Change)

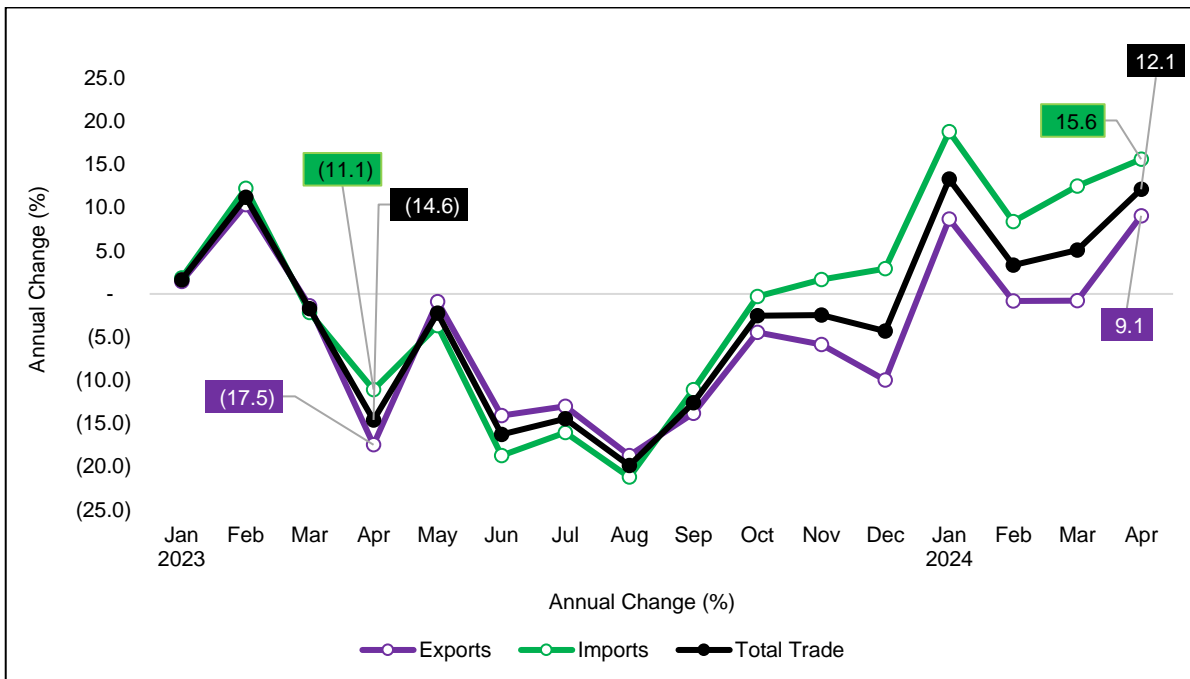


Chart 3: External Trade Statistics, 2020 – 2024 (Jan-Apr)

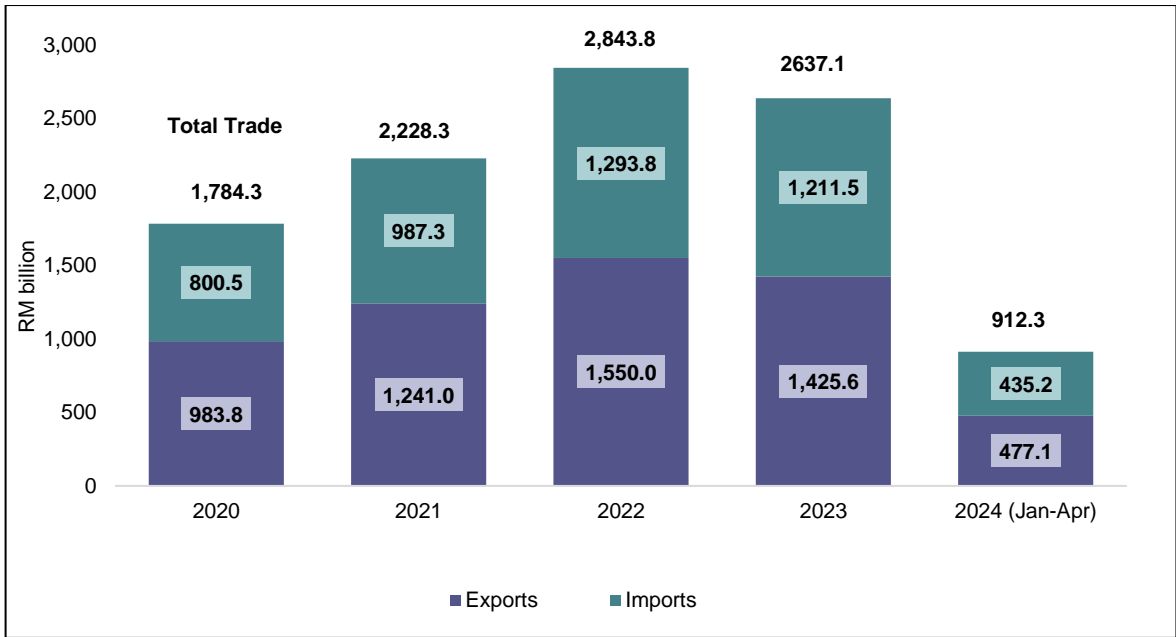


Chart 4: Imports for End Use & Broad Economic Categories (BEC) Classification, Jan 2023 – Apr 2024 (Value and Annual Percentage Change)

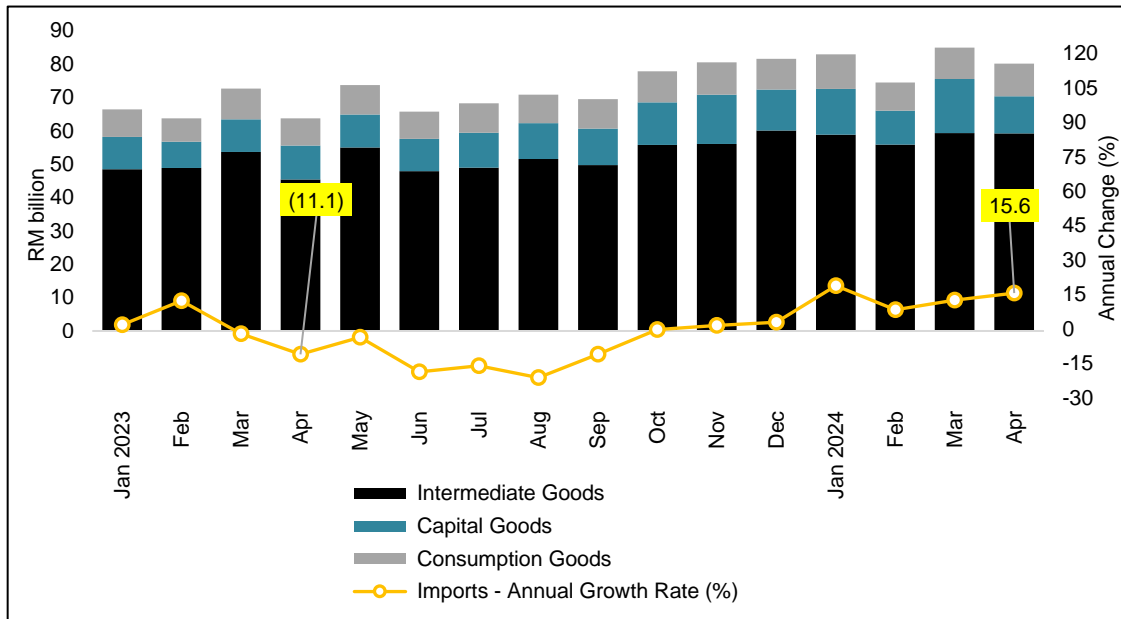
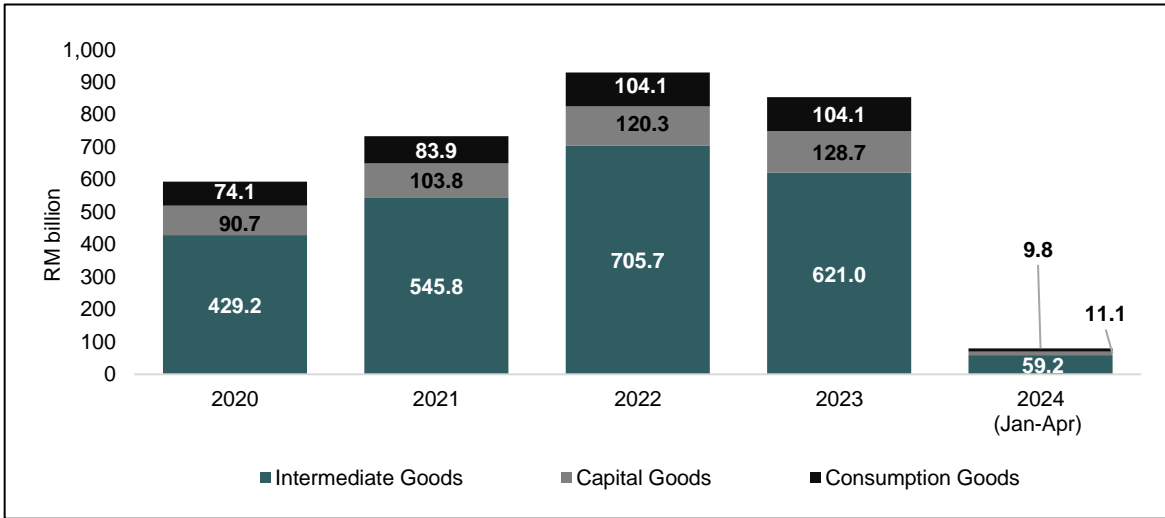


Chart 5: Imports for End Use & Broad Economic Categories (BEC) Classification, 2020 – 2024 (Jan-Apr)



Released by:

THE OFFICE OF CHIEF STATISTICIAN MALAYSIA

DEPARTMENT OF STATISTICS MALAYSIA

20 MAY 2024