

Embargo: Hanya boleh diterbitkan atau disebarikan mulai jam 1200, Jumaat, 9 Mei 2025

## KENYATAAN MEDIA



KEMENTERIAN EKONOMI  
JABATAN PERANGKAAAN MALAYSIA

Blok C6 & C7, Kompleks C,  
Pusat Pentadbiran Kerajaan Persekutuan, Presint 1,  
62514, Wilayah Persekutuan Putrajaya  
No. Telefon : 03 - 8090 4681

### STATISTIK PEMBINAAN SUKU TAHUNAN, MALAYSIA SUKU PERTAMA 2025

**Sektor Pembinaan melonjak 16.6 peratus dengan nilai kerja berjumlah RM42.9 bilion pada suku pertama 2025**

**PUTRAJAYA, 9 MEI 2025** – Sektor Pembinaan pada suku pertama 2025 mencatatkan pertumbuhan nilai kerja pembinaan 16.6 peratus dengan nilai berjumlah RM42.9 bilion. Jabatan Perangkaan Malaysia (DOSM) melaporkan hari ini dalam keluaran **Statistik Pembinaan Suku Tahunan, Malaysia, Suku Pertama 2025**.

Mengulas mengenai laporan prestasi terkini sektor Pembinaan, Ketua Perangkawan Malaysia, Dato' Sri Dr. Mohd Uzir Mahidin berkata, "Nilai kerja pembinaan dalam sektor Pembinaan terus mencatatkan pertumbuhan positif pada suku pertama 2025 dengan peningkatan sebanyak 16.6 peratus (ST4 2024: 23.1%). Prestasi ini didorong terutamanya oleh pengembangan berterusan dalam subsektor Aktiviti pertukangan khas dan Bangunan kediaman yang masing-masing merekodkan pertumbuhan dua digit sebanyak 35.5 peratus dan 27.0 peratus. Subsektor Bangunan bukan kediaman turut mencatatkan peningkatan kukuh sebanyak 21.0 peratus. Sementara itu, subsektor Kejuruteraan awam kekal mencatatkan pertumbuhan positif, walaupun pada kadar yang sederhana, sebanyak 3.7 peratus."

Ketua Perangkawan mengulas lanjut, "Daripada keseluruhan nilai kerja sebanyak RM42.9 bilion yang dicatatkan pada suku pertama 2025, sejumlah RM15.7 bilion atau 36.6 peratus disumbangkan oleh subsektor Kejuruteraan awam, terutamanya dalam aktiviti Pembinaan jalan raya dan landasan kereta api (RM7.9 bilion) dan projek utiliti (RM6.0 bilion). Sementara itu, nilai kerja pembinaan bagi Bangunan bukan kediaman dan Bangunan kediaman masing-masing adalah sebanyak RM12.3 bilion (sumbangan: 28.8%) dan RM9.9 bilion (sumbangan: 23.0%). Aktiviti

pertukangan khas pula menyumbang sebanyak RM5.0 bilion (sumbangan: 11.6%), terutamanya dalam aktiviti Penyediaan tapak (RM1.3 bilion); Pemasangan elektrik (RM1.2 bilion); dan Pemasangan paip, pemanasan dan penghawa dingin (RM1.1 bilion).”

Mengulas mengenai sektor Pembinaan mengikut pemilik projek, Dato' Sri Dr. Mohd Uzir Mahidin menyatakan, “Sektor swasta kekal sebagai pemacu utama pertumbuhan pada suku ini, dengan peningkatan sebanyak 23.7 peratus (ST4 2024: 32.9%) yang didorong oleh Aktiviti pertukangan khas (40.9%) dan Bangunan kediaman (26.5%). Nilai kerja bagi sektor swasta berjumlah RM27.0 bilion atau 62.9 peratus daripada jumlah nilai kerja pembinaan. Sebaliknya, nilai kerja bagi sektor awam mencapai RM15.9 bilion atau 37.1 peratus, yang mencatatkan pertumbuhan yang lebih perlahan sebanyak 6.3 peratus (ST4 2024: 8.8%). Pertumbuhan ini didorong oleh subsektor Bangunan kediaman (34.8%) dan Aktiviti pertukangan khas (24.5%), dengan masing-masing berjumlah RM0.7 bilion dan RM1.5 bilion.”

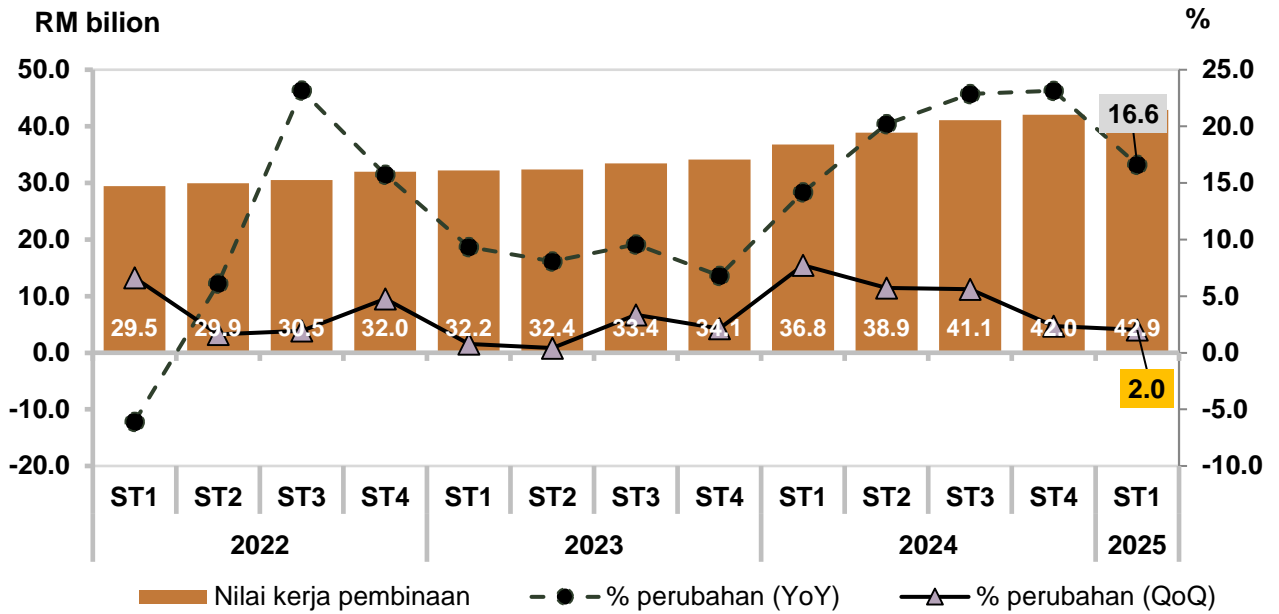
Sektor pembinaan mengikut negeri menunjukkan hampir 63.4 peratus daripada nilai kerja pada suku pertama 2025 tertumpu di Selangor, Johor, Wilayah Persekutuan (Kuala Lumpur, Putrajaya dan Labuan) dan Sarawak. Nilai kerja Pembinaan di Selangor berjumlah RM11.1 bilion atau 25.9 peratus, disumbangkan oleh terutamanya subsektor Kejuruteraan awam (RM4.3 bilion) dan Bangunan kediaman (RM2.9 bilion). Sementara itu, Johor menduduki tempat kedua dengan nilai RM7.7 bilion atau 18.0 peratus, dipacu terutamanya oleh subsektor Bangunan bukan kediaman (RM3.6 bilion). Nilai kerja pembinaan di Wilayah Persekutuan adalah RM4.5 bilion (10.6%) manakala Sarawak mencatatkan RM3.9 bilion (9.0%).

Kepengerusian ASEAN-Malaysia 2025: Jabatan Perangkaan Malaysia (DOSM) akan mempengerusikan Jawatankuasa Sistem Statistik Komuniti ASEAN Ke-15 (ACSS15) yang bertujuan untuk memperkukuh kerjasama statistik ke arah pembangunan serantau yang mampan.

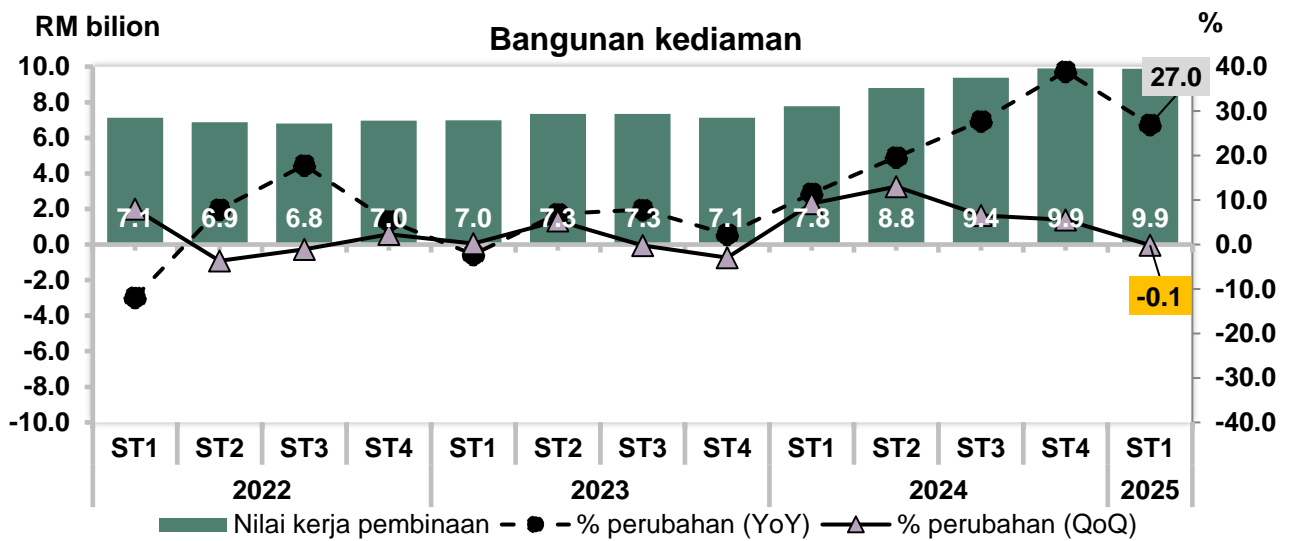
Kerajaan Malaysia telah mengisytiharkan 20 Oktober sebagai Hari Statistik Negara (MyStats Day), dengan tema 'Statistik Nadi Kehidupan.' Sementara itu, Hari Statistik Dunia Keempat akan disambut pada 20 Oktober 2025 dengan tema '*Driving Change with Quality Statistics and Data for Everyone*'.

OpenDOSM NextGen adalah medium yang menyediakan katalog data dan visualisasi bagi memudahkan pengguna menganalisis pelbagai data dan boleh diakses melalui portal <https://open.dosm.gov.my>.

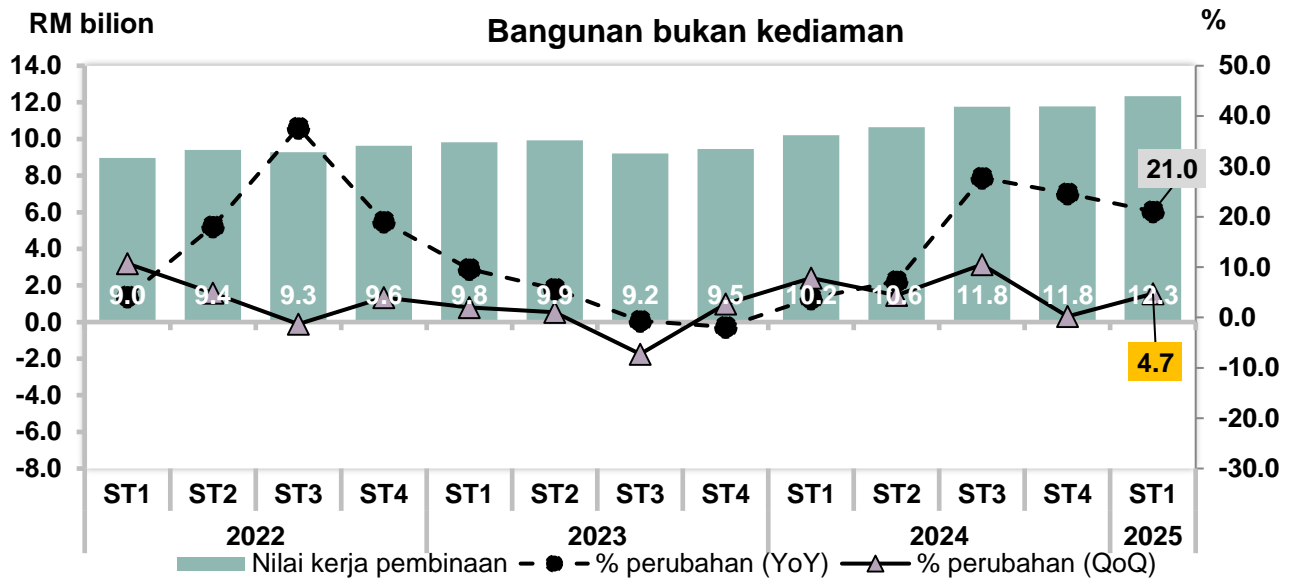
**Carta 1: Nilai Kerja Pembinaan dan Perubahan Peratus, ST1 2022 - ST1 2025**



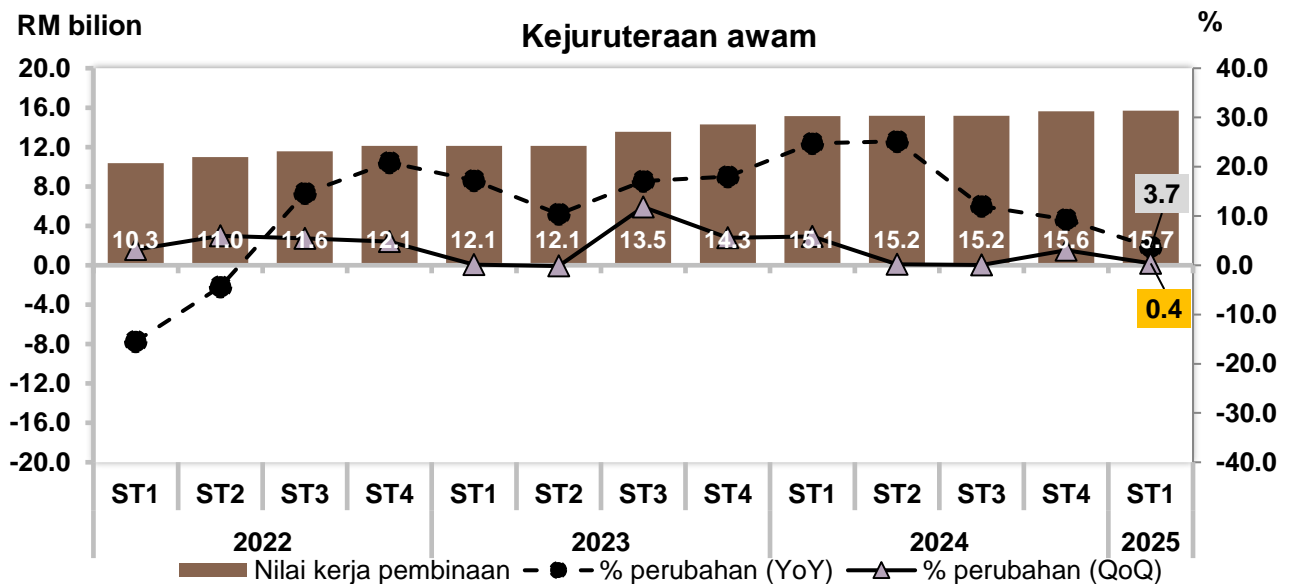
**Carta 2: Nilai Kerja Pembinaan dan Perubahan Peratus mengikut subsektor Bangunan kediaman, ST1 2022 - ST1 2025**



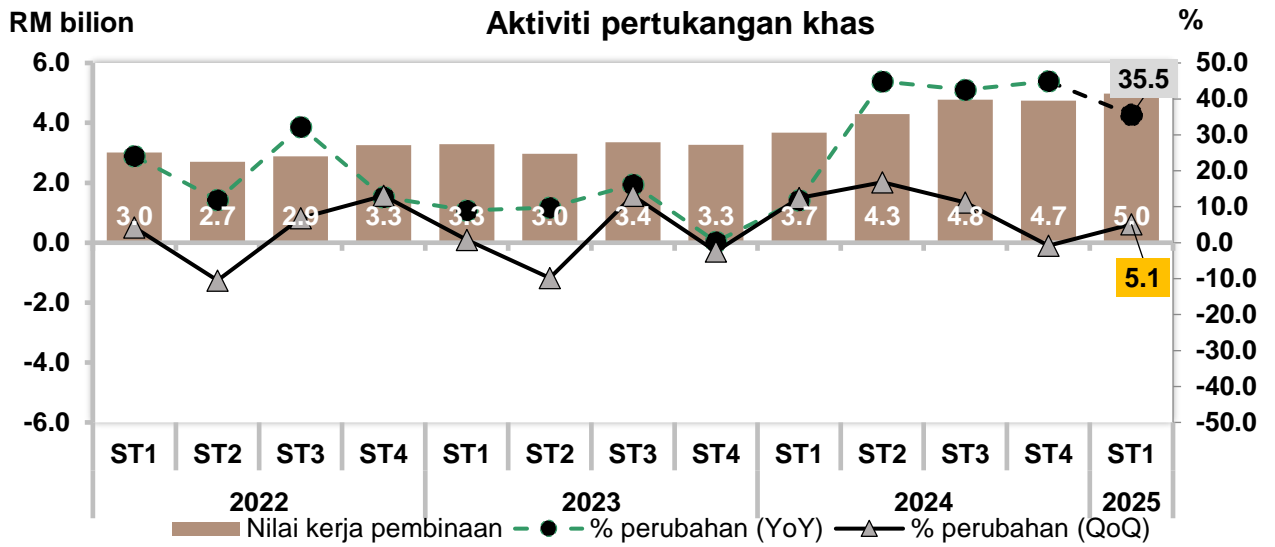
**Carta 3: Nilai Kerja Pembinaan dan Perubahan Peratus mengikut subsektor  
Bangunan bukan kediaman, ST1 2022 - ST1 2025**



**Carta 4: Nilai Kerja Pembinaan dan Perubahan Peratus mengikut subsektor  
Kejuruteraan awam, ST1 2022 - ST1 2025**



**Carta 5: Nilai Kerja Pembinaan dan Perubahan Peratus mengikut subsektor  
Aktiviti pertukangan khas, ST1 2022 - ST1 2025**



Dikeluarkan oleh:

**PEJABAT KETUA PERANGKAWAN MALAYSIA  
JABATAN PERANGKAAN MALAYSIA  
9 MEI 2025**

**Embargo: Only to be published or disseminated at 1200 hour, Friday, May 9<sup>th</sup> 2025**

## **MEDIA STATEMENT**



MINISTRY OF ECONOMY  
DEPARTMENT OF STATISTICS MALAYSIA

Block C6 & C7, Complex C,  
Federal Government Administrative Centre, Precinct 1,  
62514 Federal Territory of Putrajaya  
Telephone : 03 - 8090 4681

### **QUARTERLY CONSTRUCTION STATISTICS, MALAYSIA FIRST QUARTER 2025**

***The Construction sector soared by 16.6 per cent with the work done value amounting to RM42.9 billion in the first quarter of 2025***

***PUTRAJAYA, MAY 9, 2025*** – The Construction sector in the first quarter of 2025 recorded a growth in the value of work done of 16.6 per cent with a value of RM42.9 billion. The Department of Statistics, Malaysia (DOSM) reported today on the release of ***Quarterly Construction Statistics, Malaysia, First Quarter 2025***.

Commenting on the latest Construction sector's performance report, Dato' Sri Dr. Mohd Uzir Mahidin, the Chief Statistician said, "The value of work done in the Construction sector continued its upward trend in the first quarter of 2025, recording a moderate increase of 16.6 per cent (Q4 2024: 23.1%). The performance was mainly driven by continued expansion in the Special trade activities and Residential buildings sub-sectors, which posted double digit growth of 35.5 per cent and 27.0 per cent, respectively. The Non-residential buildings sub-sector also showed an increase of 21.0 per cent. Meanwhile, the Civil engineering sub-sector remained positive with marginal growth of 3.7 per cent."

The Chief Statistician further elaborated, "Of the RM42.9 billion in work done value recorded in the first quarter of 2025, RM15.7 billion or 36.6 per cent was attributed to the Civil engineering sub-sector, primarily driven by the Construction of roads and railways (RM7.9 billion) and utility projects (RM6.0 billion). Meanwhile, the value of work done for Non-residential buildings and Residential buildings was RM12.3 billion (share: 28.8%)

and RM9.9 billion (share: 23.0%), respectively. The Special trade activities contributed RM5.0 billion (share: 11.6%), largely in Site preparation (RM1.3 billion); Electrical installation (RM1.2 billion); and Plumbing, heat and air-conditioning installation (RM1.1 billion) activities.”

Elaborating the Construction sector by the project owner, Dato' Sri Dr. Mohd Uzir Mahidin stated, “The private sector remained the main impetus to the growth in this quarter, with an increase of 23.7 per cent (Q4 2023: 32.9%) propelled by Special trade activities (40.9%) and Residential buildings (26.5%). The value of work done by the private sector amounted to RM27.0 billion or 62.9 per cent of the total construction work done value. In contrast, the public sector contributed RM15.9 billion or 37.1 per cent of total work done, with a growth of 6.3 per cent (Q4 2024: 8.8%). The growth was fueled by Residential buildings (34.8%) and Special trade activities (24.5%) sub-sectors, totalling RM0.7 billion and RM1.5 billion, respectively.”

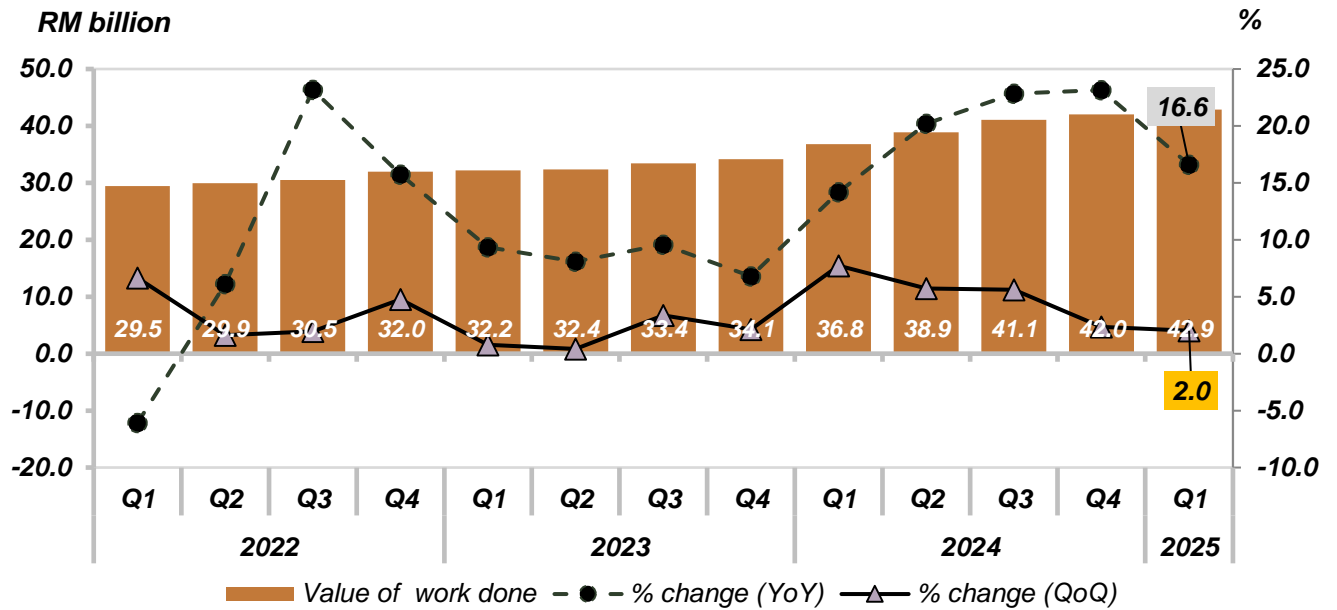
Construction sector by state showed nearly 63.4 per cent of the work done value in the first quarter of 2025 was concentrated in Selangor, Johor, Wilayah Persekutuan (Kuala Lumpur, Putrajaya and Labuan) and Sarawak. The construction work done value in Selangor amounted to RM11.1 billion or 25.9 per cent, attributed to Civil engineering (RM4.3 billion) and Residential buildings (RM2.9 billion) sub-sectors. Meanwhile, Johor ranked second with a value of RM7.7 billion or 18.0 per cent, mainly bolstered by the Non-residential building sub-sector (RM3.6 billion). The work done value in Wilayah Persekutuan was RM4.5 billion (10.6%) while Sarawak recorded RM3.9 billion (9.0%).

ASEAN-Malaysia 2025 Chairmanship: The Department of Statistics Malaysia (DOSM) will chair the 15th ASEAN Community Statistical System Committee (ACSS15) which aims to strengthen the statistical cooperation towards sustainable regional development.

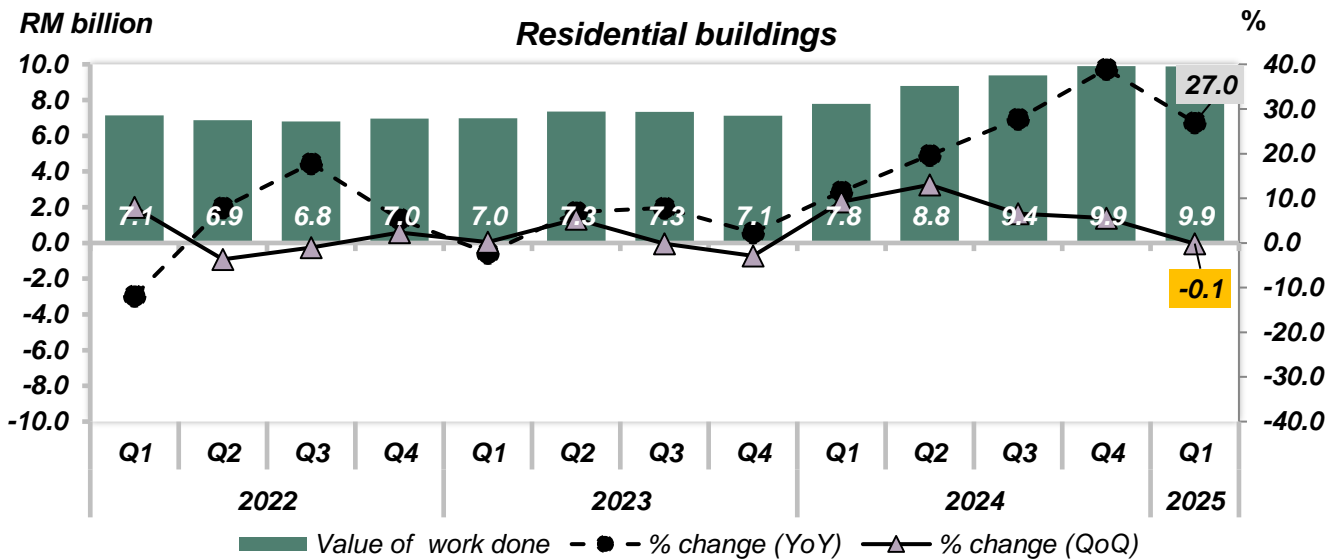
The Government of Malaysia has declared October 20th as National Statistics Day (MyStats Day), with the theme 'Statistics is the Essence of Life.' Meanwhile, the Fourth World Statistics Day will be celebrated on 20th October 2025, with the theme 'Driving Change with Quality Statistics and Data for Everyone'.

OpenDOSM NextGen is a medium that provides data catalogue and visualisations to facilitate users' analysis and can be accessed through <https://open.dosm.gov.my>.

**Chart 1: Value of Work Done and Percentage Change, Q1 2022 - Q1 2025**

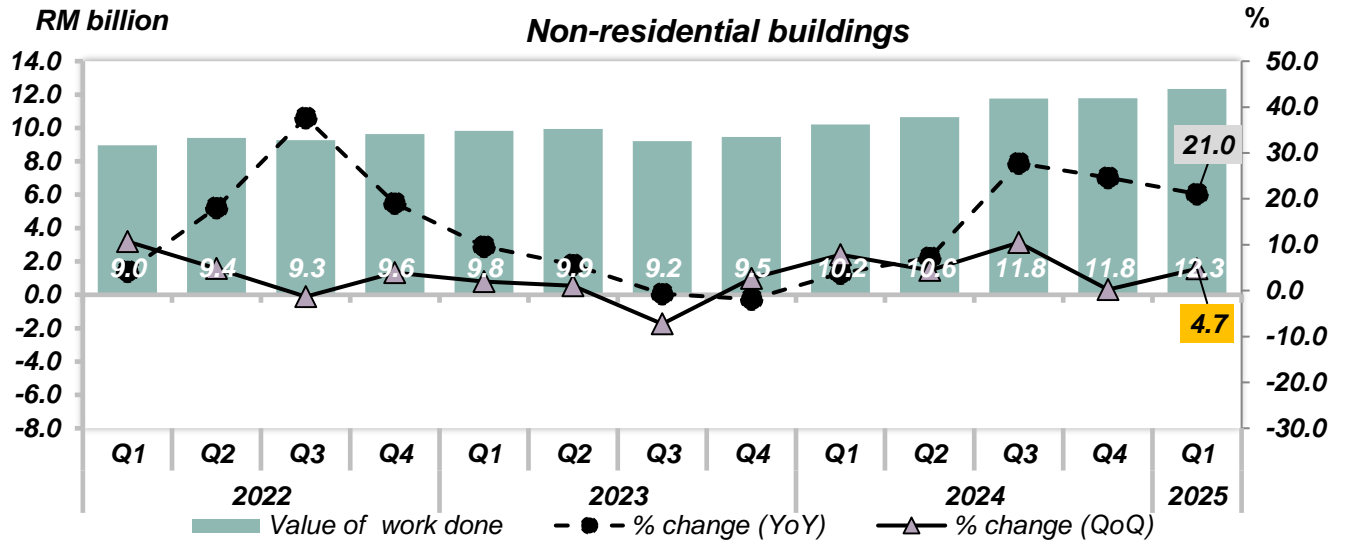


**Chart 2: Value of Work Done and Percentage Change by Residential buildings sub-sector, Q1 2022 - Q1 2025**

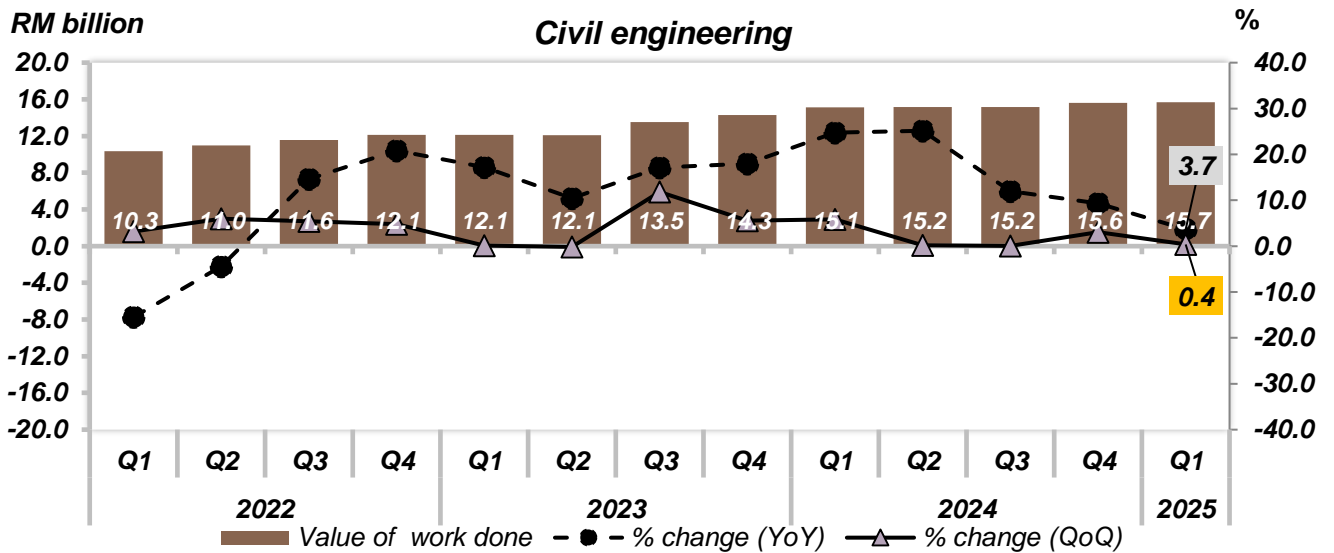




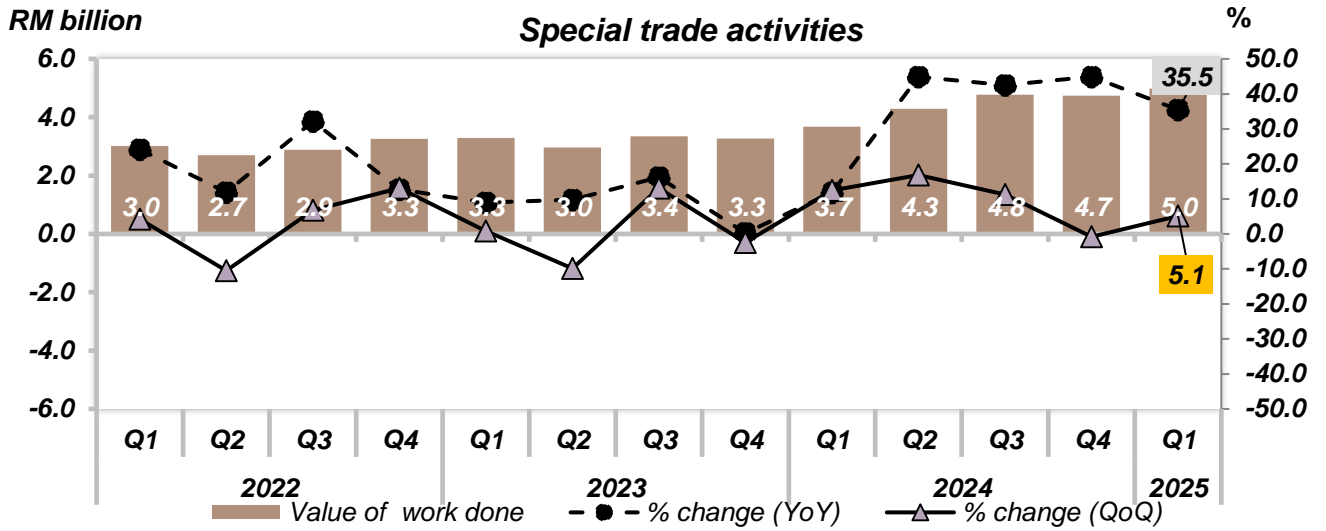
**Chart 3: Value of Work Done and Percentage Change by Non-residential buildings sub-sector, Q1 2022 - Q1 2025**



**Chart 4: Value of Work Done and Percentage Change by Civil engineering sub-sector, Q1 2022 - Q1 2025**



**Chart 5: Value of Work Done and Percentage Change by Special trade activities sub-sector, Q1 2022 - Q1 2025**



Released by:

**THE OFFICE OF CHIEF STATISTICIAN MALAYSIA  
DEPARTMENT OF STATISTICS MALAYSIA  
9 MAY 2025**