



KENYATAAN MEDIA

KEMENTERIAN EKONOMI
JABATAN PERANGKAAAN MALAYSIA

Blok C6 & C7, Kompleks C,
Pusat Pentadbiran Kerajaan Persekutuan, Presint 1,
62514, Wilayah Persekutuan Putrajaya
No. Telefon : 03 - 8090 4681

INDEKS HARGA PENGGUNA, MALAYSIA JUN 2025

Inflasi Malaysia meningkat perlahan 1.1 peratus pada Jun 2025

PUTRAJAYA, 22 Julai 2025 – Inflasi Malaysia meningkat perlahan 1.1 peratus pada Jun 2025 dengan mata indeks mencatatkan 134.5 berbanding 133.0 pada bulan yang sama tahun sebelumnya. Peningkatan perlahan ini turut ditunjukkan melalui penurunan dalam Indeks Harga Pengeluar (IHPR) Pengeluaran Tempatan yang mencatatkan sebanyak negatif 3.6 peratus pada Mei 2025 (April 2025: -3.4%). Jabatan Perangkaan Malaysia (DOSM) melaporkan hari ini mengenai keluaran **INDEKS HARGA PENGGUNA (IHP), JUN 2025.**

Kumpulan Makanan & Minuman yang menyumbang 29.8 peratus daripada keseluruhan wajaran IHP meningkat 2.1 peratus pada Jun 2025, kadar yang sama direkodkan pada Mei 2025. Subkumpulan Makanan di luar rumah menunjukkan peningkatan lebih tinggi, 4.7 peratus berbanding 4.4 peratus pada bulan sebelumnya. Walau bagaimanapun, penurunan Makanan di rumah sebanyak negatif 0.4 peratus (Mei 2025: 0.0%), sedikit sebanyak mengekang inflasi ini daripada meningkat lebih tinggi.

Selain itu, kumpulan Pendidikan, 2.2 peratus; Perumahan, Air, Elektrik, Gas & Bahan Api Lain, 1.7 peratus; Insurans & Perkhidmatan Kewangan, 1.5 peratus dan Minuman Alkohol & Tembakau, 0.6 peratus turut meningkat pada kadar yang sama direkodkan pada bulan sebelumnya. Di samping itu, kumpulan Restoran & Perkhidmatan Penginapan, 2.8 peratus (Mei 2025: 3.0%); Rekreasi, Sukan &

Kebudayaan, 0.8 peratus (Mei 2025: 0.9%); Pengangkutan, 0.3 peratus (Mei 2025: 0.7%) dan Hiasan, Perkakasan & Penyelenggaraan Isi Rumah, 0.1 peratus (Mei 2025: 0.2%) mencatatkan peningkatan perlahan pada Jun 2025.

Sementara itu, terdapat beberapa kumpulan yang mencatatkan peningkatan lebih tinggi berbanding Mei 2025 iaitu Penjagaan Diri, Perlindungan Sosial & Pelbagai Barangan & Perkhidmatan, 4.2 peratus (Mei 2025: 3.7%) dan Kesihatan, 1.2 peratus (Mei 2025: 1.1%). Sebagai tambahan, Maklumat & Komunikasi dan Pakaian & Kasut masing-masing kekal berada pada jajaran negatif iaitu negatif 5.4 peratus dan negatif 0.3 peratus.

Ketua Perangkawan Malaysia, Dato' Sri Dr. Mohd Uzir Mahidin menyatakan bahawa 59.2 peratus item (339 daripada 573) merekodkan kenaikan harga. Namun begitu, daripada jumlah tersebut, 329 item (97.1%) mencatatkan peningkatan kurang atau sama dengan 10 peratus, manakala hanya 10 item merekodkan kenaikan melebihi 10 peratus pada Jun 2025. Baki sebanyak 192 item (33.5%) menunjukkan penurunan dan 42 item kekal tidak berubah.

Inflasi subkumpulan Makanan di rumah menurun kepada negatif 0.4 peratus pada Jun 2025 (Mei 2025: 0.0%). Ini disumbangkan oleh penurunan kelas perbelanjaan Sayur-sayuran; Susu, produk tenusu lain & telur; Daging dan Bijirin & produk bijirin. Namun begitu, beberapa kelas perbelanjaan menunjukkan peningkatan pada Jun 2025 seperti Minyak & lemak; Ikan & makanan laut lain; Gula, manisan & pencuci mulut dan Buah-buahan & kacang.

Kelas perbelanjaan Sayur-sayuran menurun kepada negatif 7.2 peratus pada Jun 2025 (Mei 2025: -5.5%). Antara sayur-sayuran yang merekodkan penurunan adalah Tomato, negatif 20.6 peratus (Mei 2025: -5.7%); Timun, negatif 19.8 peratus (Mei 2025: -17.2%); Kubis, negatif 13.0 peratus (Mei 2025: -5.3%); Salad, negatif 12.6 peratus (Mei 2025: -10.3%); Bunga kubis, negatif 10.7 peratus (Mei 2025: -7.5%) dan Brokoli, negatif 8.4 peratus (Mei 2025: -7.3%).

Kadar inflasi bagi kelas perbelanjaan Susu, produk tenusu lain & telur berada pada jajaran negatif, mencatatkan negatif 1.8 peratus pada Jun 2025 berbanding

negatif 1.9 peratus pada bulan sebelumnya. Ini disumbangkan oleh subkelas perbelanjaan Telur (-4.4%), diikuti oleh Lain-lain susu & krim (-2.8%) dan Susu asli & susu yang dibancuh (-1.5%).

Selain itu, kelas perbelanjaan Daging turut menurun kepada negatif 1.1 peratus pada Jun 2025 (Mei 2025: -0.3%). Penurunan ini terutamanya disumbangkan oleh penurunan Daging ayam segar yang merupakan komponen terbesar (32.6%) dalam kelas perbelanjaan Daging sebanyak negatif 0.6 peratus berbanding 2.0 peratus yang direkodkan pada Mei 2025. Berdasarkan pengumpulan data oleh pihak DOSM, purata harga Ayam standard Malaysia pada Jun 2025 adalah RM10.57 sekilogram berbanding RM10.58 sekilogram pada bulan Jun 2024 (Mei 2025: RM10.63). Manakala, purata harga Ayam standard di Semenanjung Malaysia bagi Jun 2025 adalah RM9.86 sekilogram berbanding RM9.92 sekilogram pada Jun 2024 (Mei 2025: RM9.94). Selain itu, penurunan kelas perbelanjaan Daging turut disumbangkan oleh Daging lembu tempatan dan Bahagian ayam (sejuk beku) yang kekal pada jajaran negatif, masing-masing mencatatkan negatif 3.7 peratus (Mei 2025: -4.0%) dan negatif 3.6 peratus (Mei 2025 : -4.2%).

Sementara itu, subkumpulan Makanan di luar rumah meningkat pada kadar yang lebih tinggi sebanyak 4.7 peratus berbanding 4.4 peratus pada Mei 2025. Antara item yang mencatatkan kenaikan pada Jun 2025 ialah Burger, 10.6 peratus (Mei 2025: 1.6%); Sate, 5.0 peratus (Mei 2025: 4.8%); Nasi campur, 3.7 peratus (Mei 2025: 3.3%); Masakan berasaskan mi, 3.4 peratus (Mei 2025: 3.1%) dan Ayam goreng, 3.2 peratus (Mei 2025: 2.5%).

Inflasi bagi kumpulan Perumahan, Air, Elektrik, Gas & Bahan Api Lain meningkat dengan kadar yang sama seperti bulan sebelumnya iaitu 1.7 peratus. Subkumpulan Sewa sebenar untuk kediaman dan Bekalan air & pelbagai perkhidmatan berkaitan dengan rumah kediaman masing-masing meningkat sebanyak 1.9 peratus dan 0.5 peratus, kadar yang sama direkodkan pada bulan sebelumnya. Manakala, subkumpulan Penyelenggaraan, pembaikan & keselamatan rumah kediaman mencatatkan peningkatan lebih perlahan pada 4.7 peratus (Mei 2025: 4.9%).

Embargo: Hanya boleh diterbitkan atau disebarikan mulai jam **1200, Selasa, 22 Julai 2025**

Sementara itu, kumpulan Kesihatan meningkat pada kadar lebih tinggi 1.2 peratus pada Jun 2025 berbanding 1.1 peratus pada bulan sebelumnya. Ia disumbangkan oleh peningkatan bagi subkumpulan Perkhidmatan penjagaan pesakit luar kepada 3.0 peratus (Mei 2025: 2.9%) dan Ubat-ubatan & produk kesihatan, 0.8 peratus (Mei 2025: 0.6%). Namun begitu, subkumpulan Perkhidmatan kesihatan lain meningkat dengan kadar lebih rendah, 3.9 peratus berbanding 4.2 peratus pada Mei 2025.

Inflasi kumpulan Pengangkutan meningkat pada kadar yang lebih perlahan pada Jun 2025, 0.3 peratus (Mei 2025: 0.7%). Ini didorong oleh subkumpulan Pengurusan peralatan pengangkutan persendirian dan Perkhidmatan pengangkutan awam yang masing-masing mencatatkan 0.3 peratus pada Jun 2025 berbanding 0.6 peratus dan 1.3 peratus pada bulan sebelumnya. Antara item yang merekodkan kenaikan lebih perlahan pada Jun 2025 ialah Perkhidmatan mencuci kereta, 3.5 peratus (Mei 2025: 3.7%); Bateri kereta, 1.4 peratus (Mei 2025: 1.5%) dan Kerusi keselamatan kanak-kanak, 0.7 peratus (Mei 2025: 1.1%).

Harga bahan api Diesel pada Jun 2025 mencatatkan penurunan kepada negatif 3.4 peratus (Mei 2025: 12.4%). Purata harga Diesel di Semenanjung Malaysia adalah RM2.78 seliter berbanding RM2.99 seliter pada Jun 2024 (Mei 2025: RM2.81). Manakala, purata harga Diesel bagi Sabah, Sarawak dan Wilayah Persekutuan Labuan kekal pada RM2.15 seliter. Sementara itu, Petrol tanpa plumbum RON97 kekal pada jajaran negatif iaitu negatif 10.4 peratus pada Jun 2025. Purata harga Petrol tanpa plumbum RON97 pada Jun 2025 ialah RM3.11 seliter berbanding RM3.47 seliter pada Jun 2024 (Mei 2025: RM3.11).

Ketua Perangkawan Malaysia, Dato' Sri Dr. Mohd Uzir Mahidin turut menambah, berhubung dengan inflasi di peringkat negeri, 10 negeri merekodkan peningkatan di bawah paras inflasi nasional, 1.1 peratus dengan Kelantan merekodkan peningkatan terendah sebanyak 0.2 peratus pada Jun 2025. Walau bagaimanapun, lima negeri merekodkan peningkatan melebihi paras inflasi nasional iaitu Negeri Sembilan (1.6%), Selangor (1.6%), Johor (1.5%), Melaka (1.3%) dan Wilayah Persekutuan Kuala Lumpur (1.2%). Kesemua negeri mencatatkan peningkatan inflasi Makanan & Minuman kecuali Kelantan (-0.1%). Peningkatan ini dicatatkan oleh Negeri Sembilan

iaitu 3.3 peratus, diikuti oleh Selangor (3.1%), Wilayah Persekutuan Putrajaya (2.9%), Terengganu (2.6%), Johor (2.2%) dan Wilayah Persekutuan Labuan (2.1%), manakala, negeri-negeri lain menunjukkan peningkatan di bawah paras inflasi nasional bagi Makanan & Minuman (2.1%) pada Jun 2025.

Kadar inflasi bagi suku tahun kedua 2025 meningkat lebih perlahan kepada 1.3 peratus berbanding suku yang sama tahun sebelumnya (ST1 2025: 1.5%). Peningkatan ini disumbangkan oleh Restoran & Perkhidmatan Penginapan, 2.8 peratus (ST1 2025: 3.3%); Makanan & Minuman, 2.2 peratus (ST1 2025: 2.5%) dan Perumahan, Air, Elektrik, Gas & Bahan Api Lain, 1.9 peratus (ST1 2025: 2.3%). Bagi perbandingan suku tahunan pula, inflasi meningkat 0.4 peratus, kadar yang sama pada suku tahun pertama 2025.

Inflasi keseluruhan secara bulanan meningkat 0.1 peratus pada Jun 2025 berbanding Mei 2025. Peningkatan ini didorong oleh Penjagaan Diri, Perlindungan Sosial & Pelbagai Barangan & Perkhidmatan yang meningkat sebanyak 0.4 peratus. Manakala, Makanan & Minuman, Pengangkutan dan Pendidikan masing-masing meningkat 0.2 peratus. Selain itu, kedua-dua Rekreasi, Sukan & Kebudayaan dan Restoran & Perkhidmatan Penginapan meningkat 0.1 peratus pada Jun 2025. Sementara itu, penurunan pada Maklumat & Komunikasi (-0.2%) dan Pakaian & Kasut (-0.1%) sedikit sebanyak mengimbangi inflasi ini daripada terus meningkat. Inflasi teras meningkat 1.8 peratus pada Jun 2025, kadar yang sama seperti bulan sebelumnya. Peningkatan ini didorong oleh Penjagaan Diri, Perlindungan Sosial & Pelbagai Barangan & Perkhidmatan (4.2%); Makanan & Minuman (3.8%); Restoran & Perkhidmatan Penginapan (2.8%); Pengangkutan (2.3%) dan Pendidikan (2.2%).

Bagi perbandingan inflasi dengan negara-negara terpilih, inflasi di Malaysia (1.1%) lebih rendah berbanding inflasi di Viet Nam (3.6%), Republic of Korea (2.2%), Indonesia (1.9%) dan Philippines (1.4%). Manakala, kadar tersebut lebih tinggi berbanding China (0.1%) dan Thailand (-0.3%).

Kepengerusian ASEAN-Malaysia 2025: Jabatan Perangkaan Malaysia (DOSM) akan mempengerusikan Jawatankuasa Sistem Statistik Komuniti ASEAN Ke-15 (ACSS15)

Embargo: Hanya boleh diterbitkan atau disebarikan mulai jam **1200, Selasa, 22 Julai 2025**

yang bertujuan untuk memperkukuh kerjasama statistik ke arah pembangunan serantau yang mampan.

Malaysia buat julung kalinya telah menduduki tangga pertama (1) di peringkat global dalam laporan dwi-tahunan *Open Data Inventory* (ODIN) 2024/25 yang dikeluarkan oleh *Open Data Watch* (ODW), mengatasi 198 negara lain. Pencapaian ini merupakan lonjakan ketara daripada kedudukan ke-67 dalam penilaian ODIN 2022/23.

Kerajaan Malaysia telah mengisytiharkan 20 Oktober sebagai Hari Statistik Negara (MyStats Day), dengan tema 'Statistik Nadi Kehidupan'. Sementara itu, Hari Statistik Dunia Keempat akan disambut pada 20 Oktober 2025 dengan tema '*Driving Change with Quality Statistics and Data for Everyone*'.

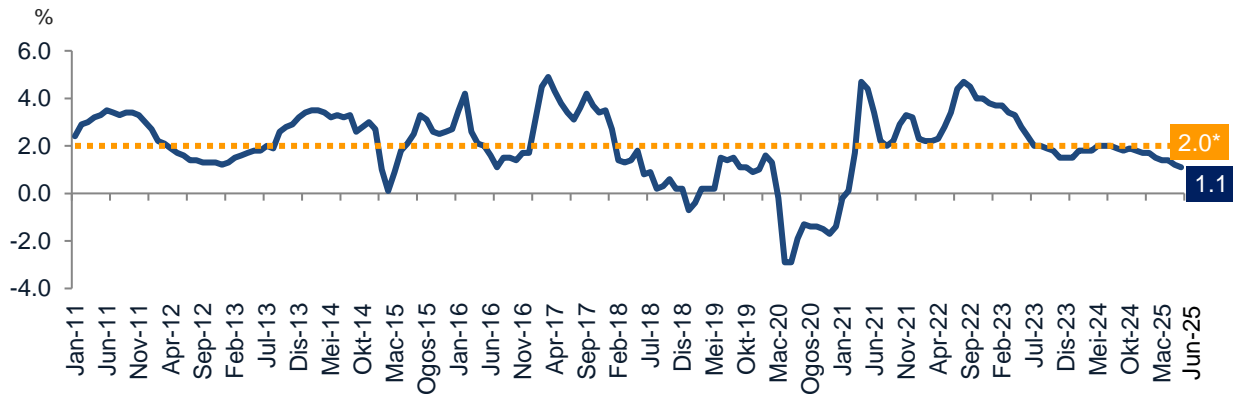
OpenDOSM NextGen adalah medium yang menyediakan katalog data dan visualisasi bagi memudahkan pengguna menganalisis pelbagai data dan boleh diakses melalui portal <https://open.dosm.gov.my>.

Dikeluarkan oleh:

**PEJABAT KETUA PERANGKAWAN MALAYSIA
JABATAN PERANGKAAN MALAYSIA
22 JULAI 2025**

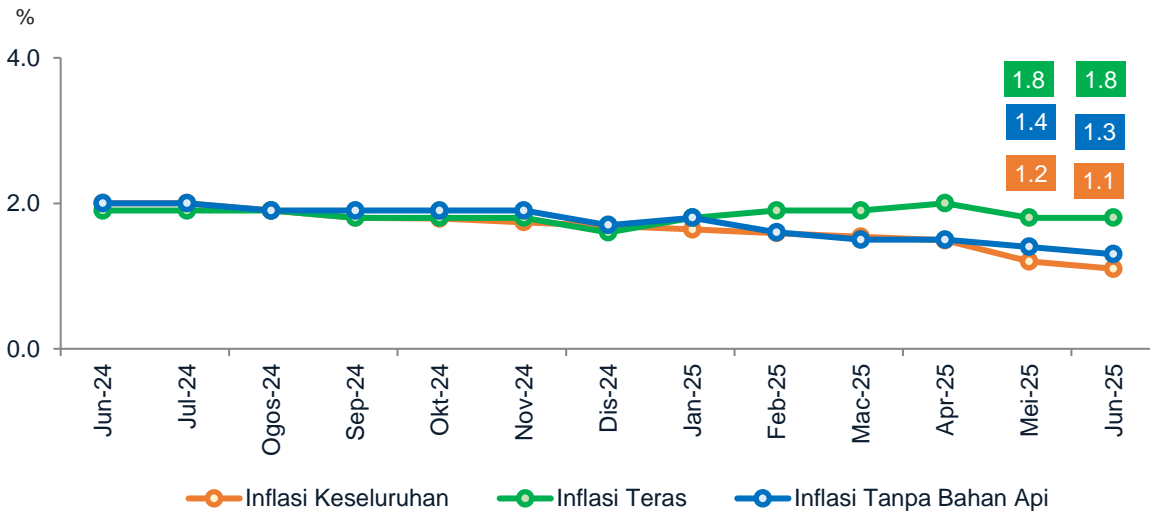
Embargo: Hanya boleh diterbitkan atau disebarikan mulai jam 1200, Selasa, 22 Julai 2025

Carta 1 Inflasi Bulanan Malaysia, Januari 2011 – Jun 2025

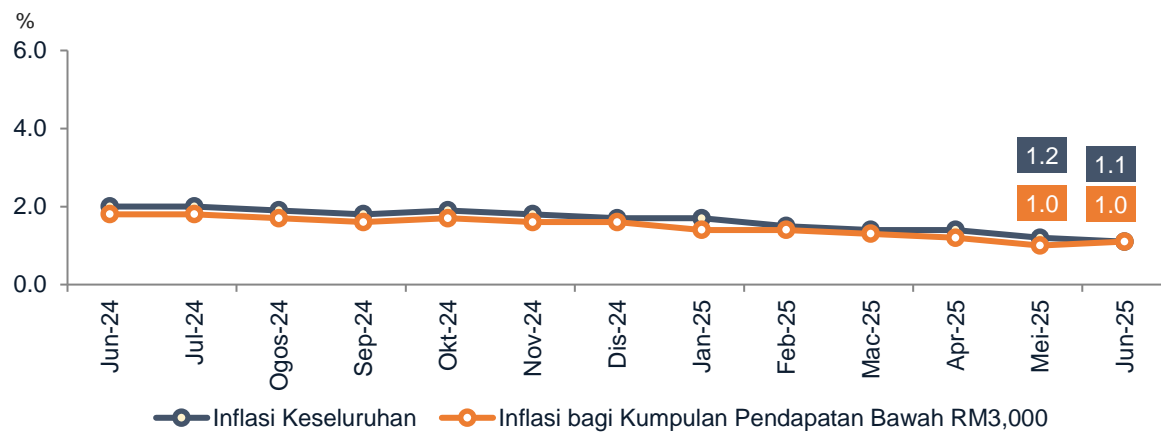


Nota: *Purata inflasi bagi tempoh Januari 2011 hingga Jun 2025

Carta 2 Inflasi Malaysia, Inflasi Teras dan Inflasi Tanpa Bahan Api, Jun 2024 – Jun 2025



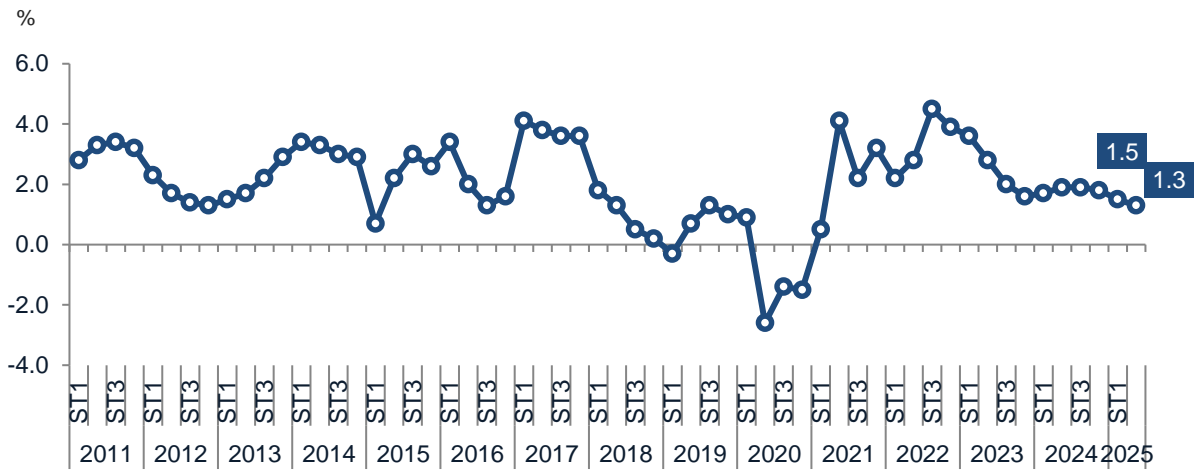
Carta 3 Inflasi bagi Kumpulan Pendapatan Bawah RM3,000, Jun 2024 – Jun 2025



Embargo: Hanya boleh diterbitkan atau disebarikan mulai jam 1200, Selasa, 22 Julai 2025

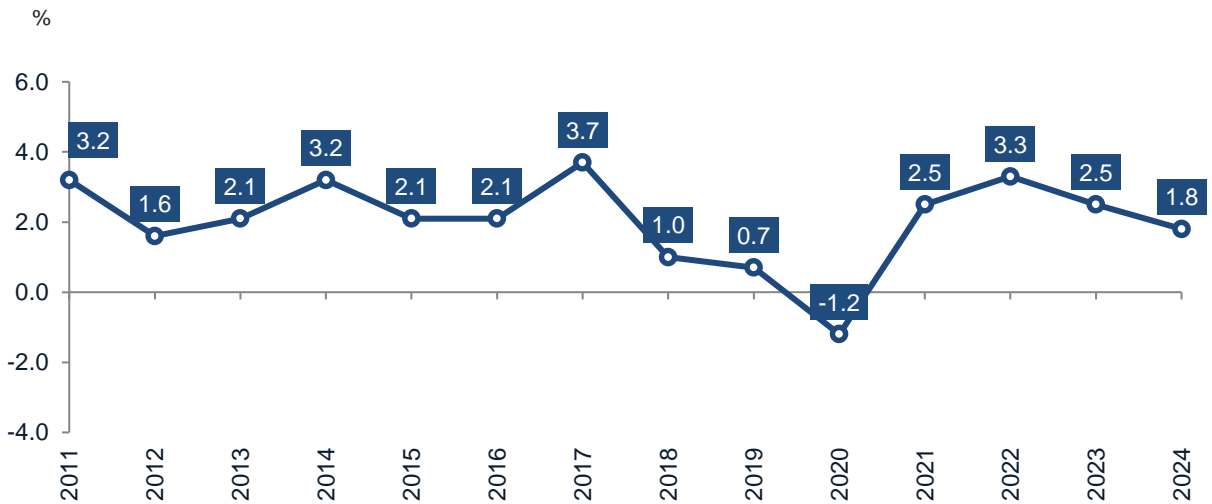
Carta 4

Inflasi Suku Tahunan Malaysia, ST1 2011 – ST2 2025



Carta 5


Inflasi Tahunan Malaysia, 2011 - 2024



Embargo: Hanya boleh diterbitkan atau disebarikan mulai jam 1200, Selasa, 22 Julai 2025

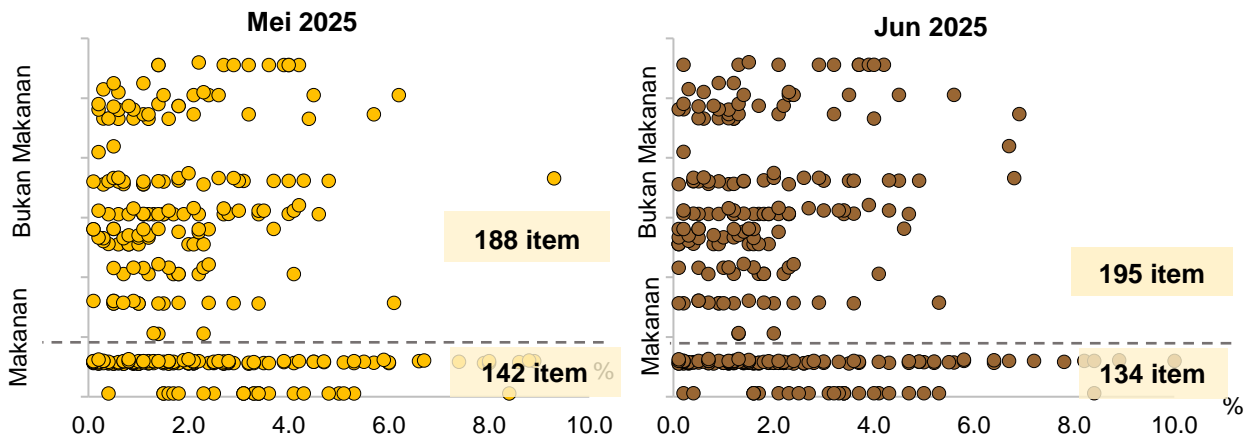
Carta 6

Inflasi mengikut Kuadran, Mei 2025 & Jun 2025



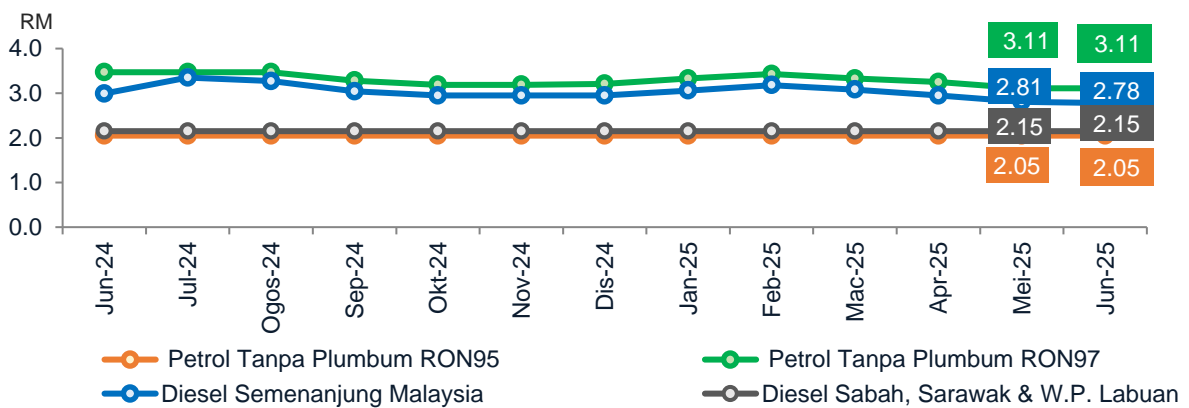
Carta 7

Taburan Inflasi Makanan dan Bukan Makanan yang Meningkat ≤10%, Mei 2025 & Jun 2025



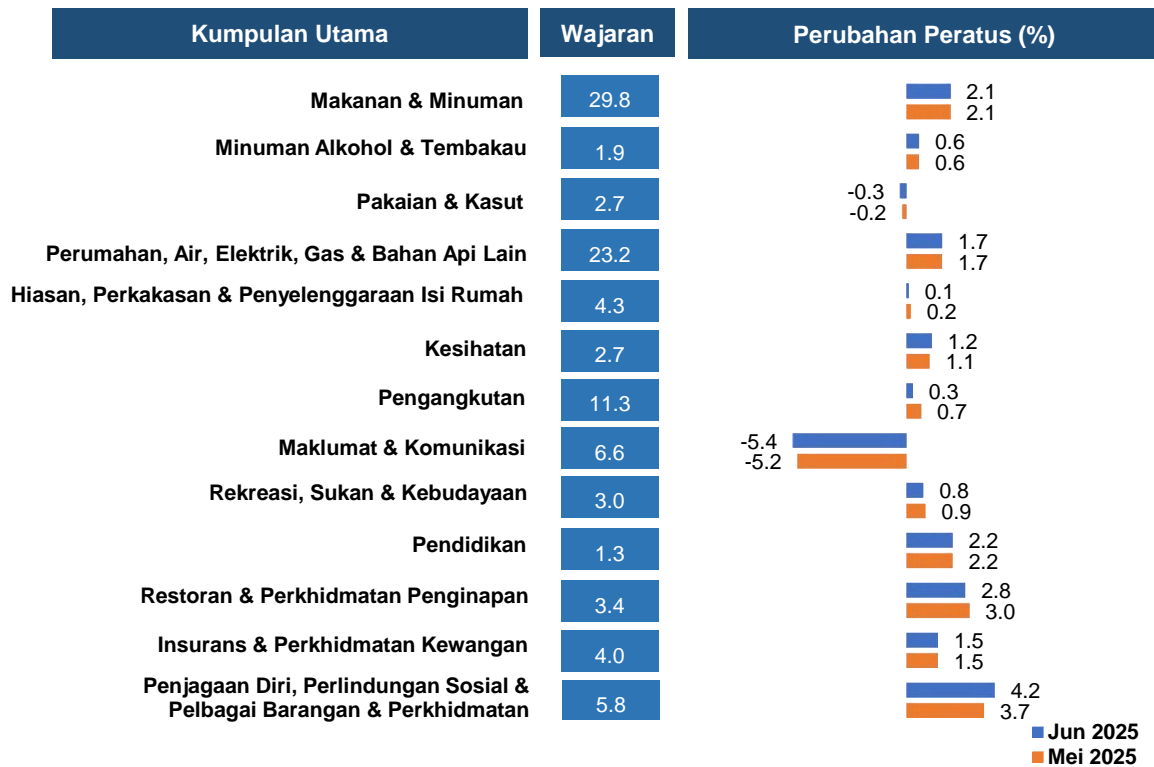
Carta 8

Purata Harga Petrol Tanpa Plumbum RON95, Petrol Tanpa Plumbum RON97 dan Diesel, Jun 2024 – Jun 2025



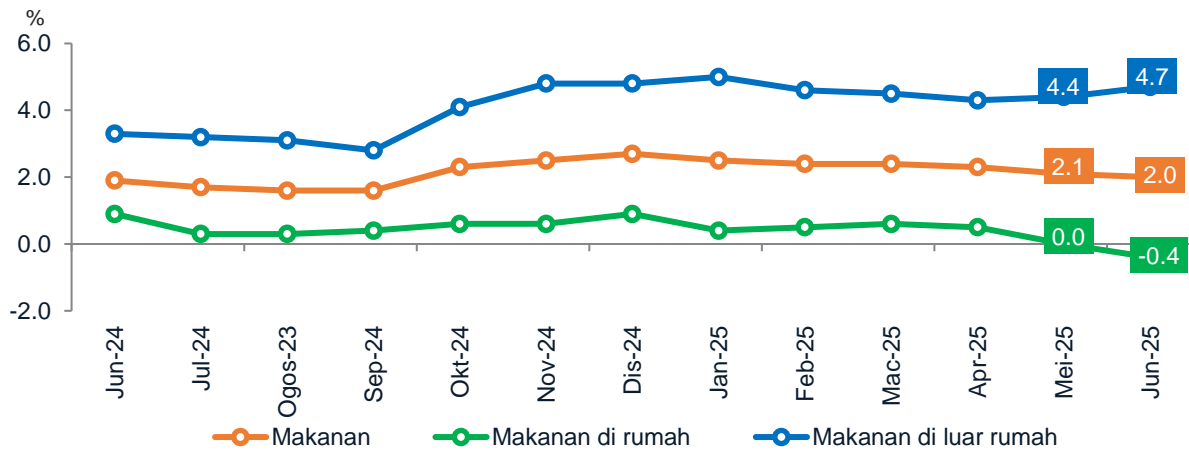
Carta 9

Inflasi mengikut Kumpulan Utama, Mei 2025 & Jun 2025



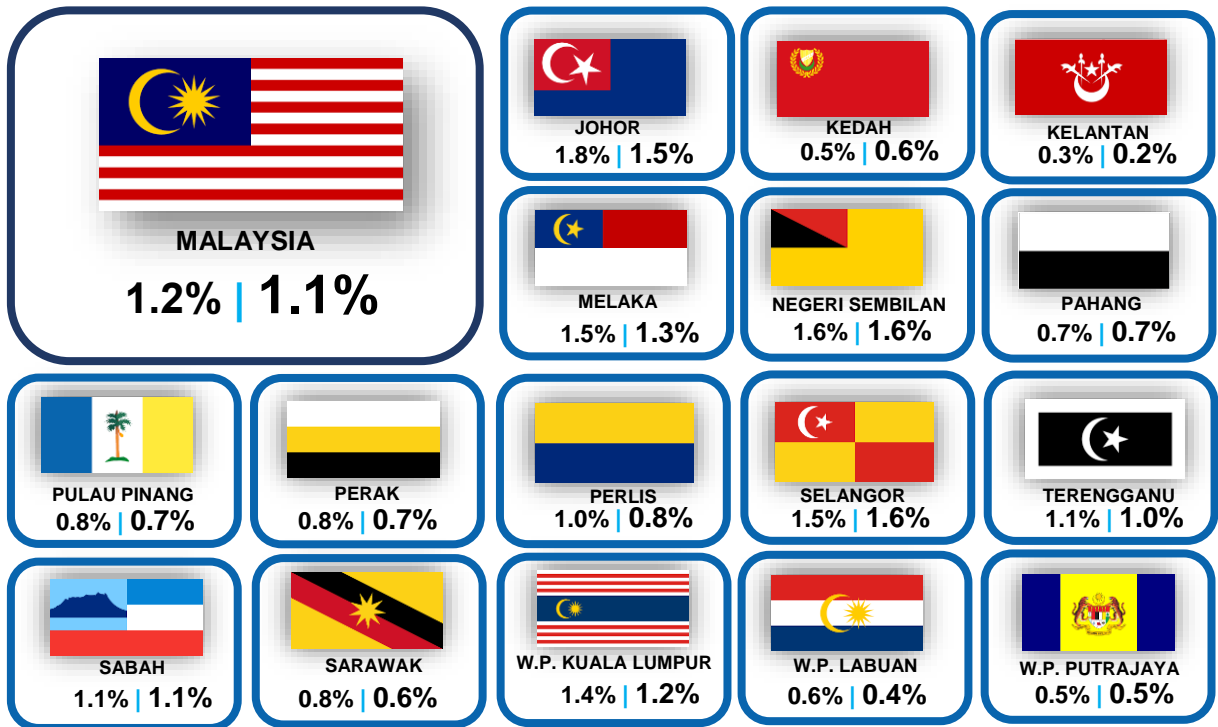
Carta 10

Inflasi bagi Makanan & Minuman, Jun 2024 – Jun 2025



Embargo: Hanya boleh diterbitkan atau disebarkan mulai jam 1200, Selasa, 22 Julai 2025

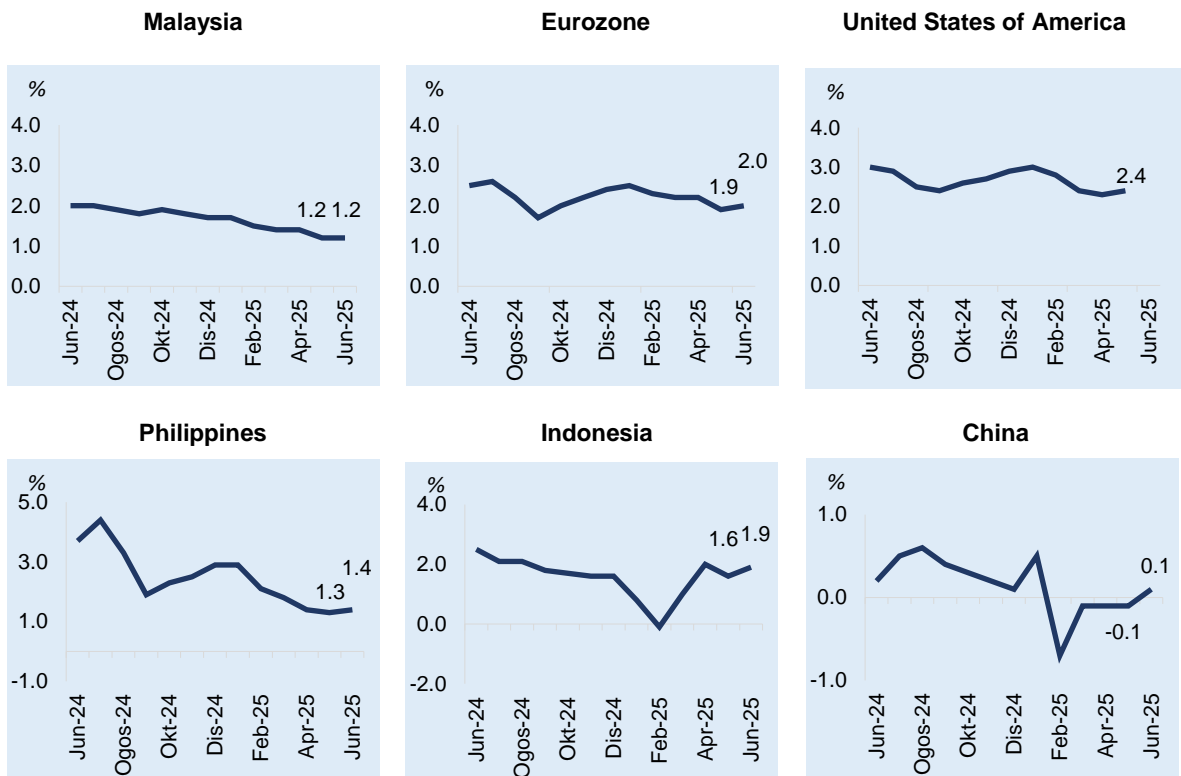
Carta 11 Inflasi mengikut Negeri, Mei 2025 & Jun 2025



Nota: W.P. merujuk kepada Wilayah Persekutuan

Mei 2025 | Jun 2025

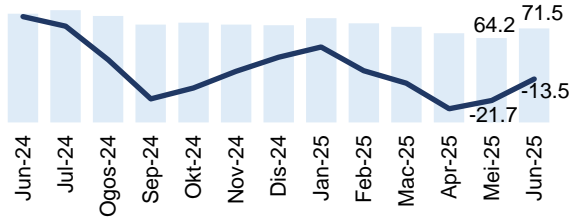
Carta 12 Inflasi bagi Negara Terpilih, Jun 2024 – Jun 2025



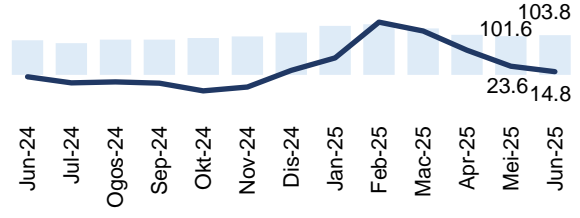
Carta 13

Harga Komoditi Terpilih Global

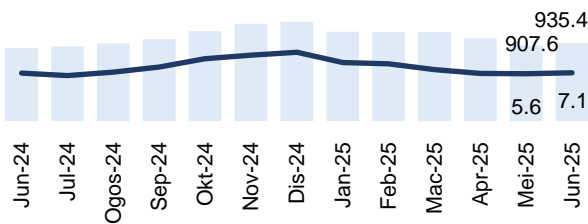
Minyak Mentah (US\$/bbl)



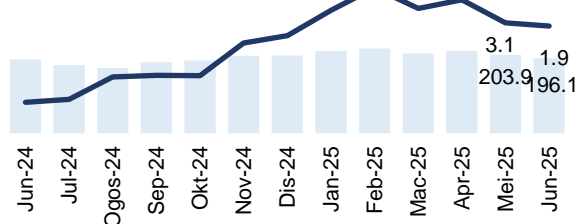
Gas Asli (Indeks 2010=100)



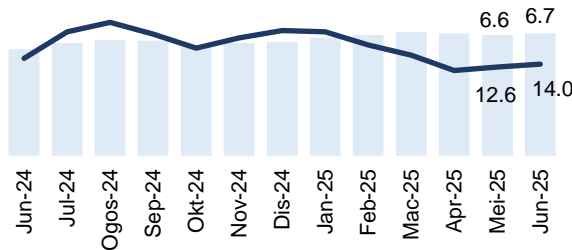
Minyak Sawit Mentah (US\$/mt)



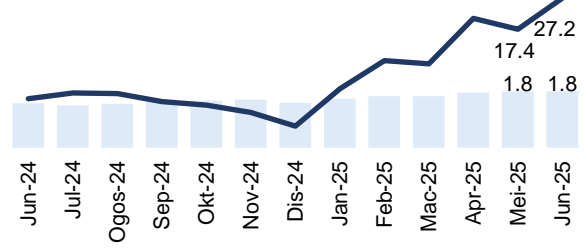
Jagung (US\$/mt)



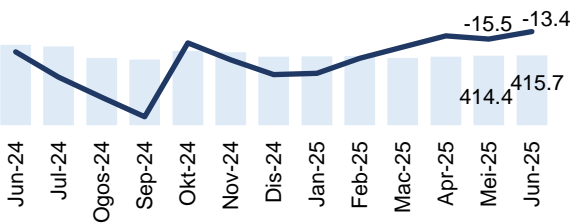
Daging (US\$/kg)



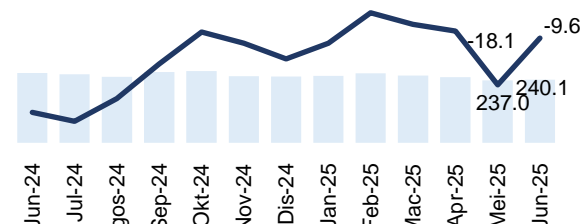
Daging Ayam (US\$/kg)



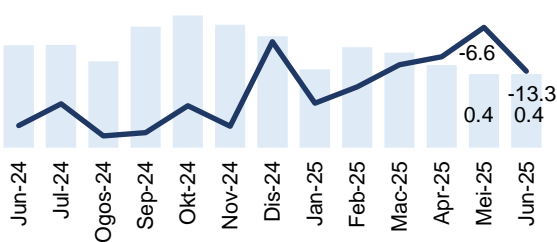
Kacang Soya (US\$/mt)



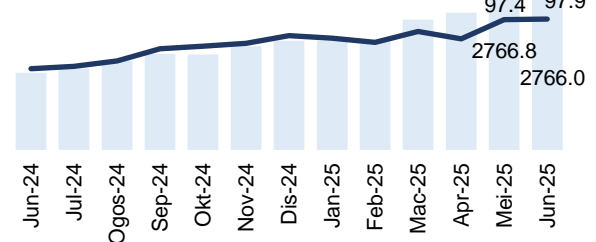
Gandum (US\$/mt)



Gula (US\$/kg)



Minyak Kelapa (US\$/mt)



■ Harga komoditi dunia (AS\$) — Peratus perubahan tahun ke tahun

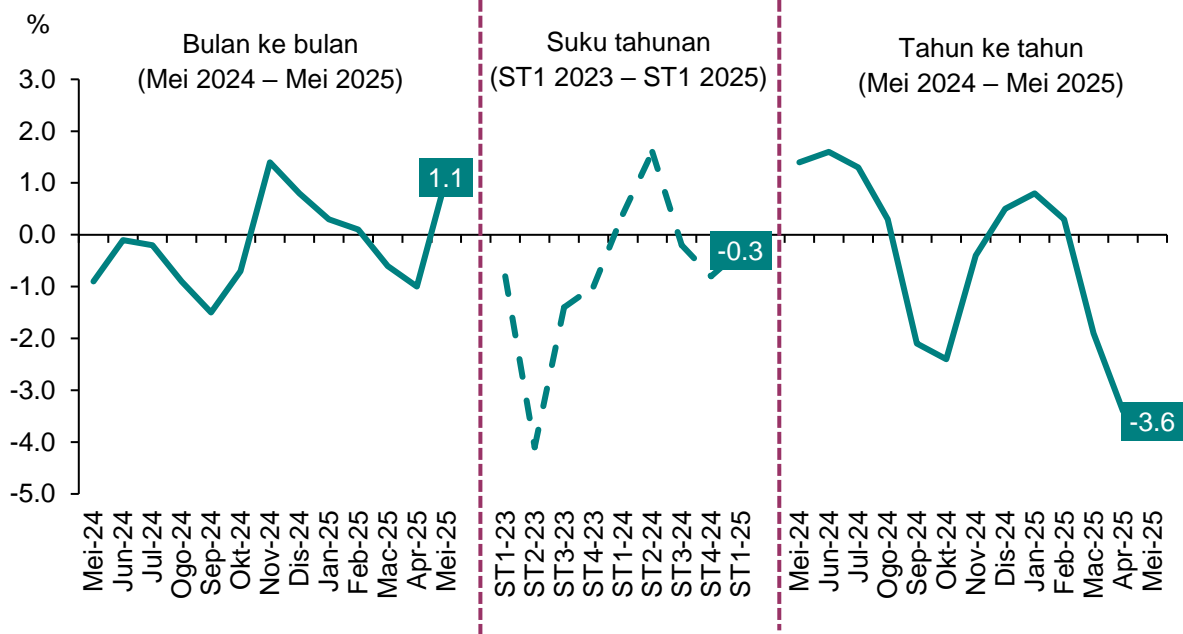
Sumber: Commodity Monthly Prices, World Bank

Nota:
Bbl : Brazilian Butt Lift (barrel) (1bbl = 159 litres)
Mt : Million Tonne
Mmbtu : Metric Million British Thermal Unit

Embargo: Hanya boleh diterbitkan atau disebarikan mulai jam 1200, Selasa, 22 Julai 2025

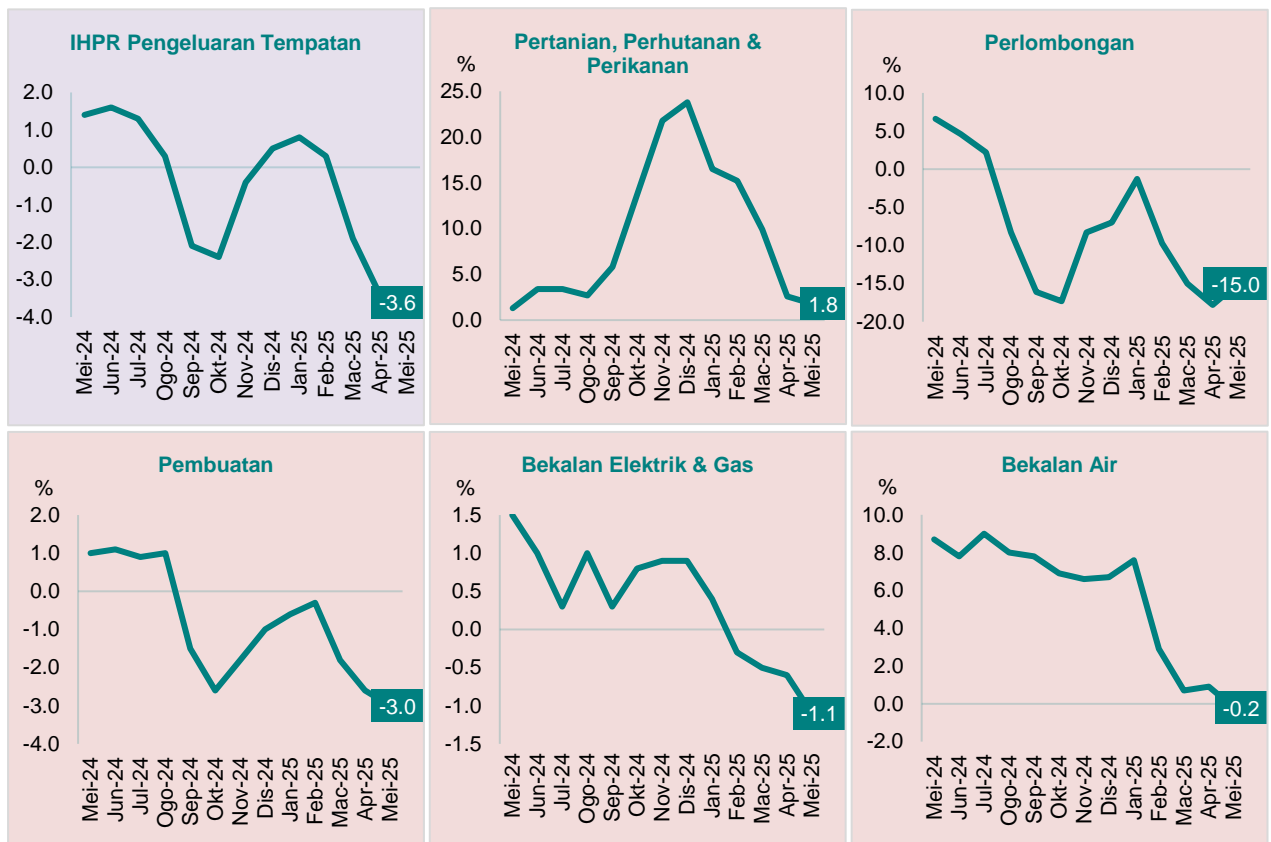
Carta 14

Peratus Perubahan Indeks Harga Pengeluar (IHDR) Pengeluaran Tempatan, Malaysia



Carta 15

Peratus Perubahan Indeks Harga Pengeluar (IHDR) Pengeluaran Tempatan mengikut Sektor (Tahun ke Tahun), Malaysia





MEDIA STATEMENT

MINISTRY OF ECONOMY
DEPARTMENT OF STATISTICS MALAYSIA

Block C6 & C7, Complex C,
Federal Government Administrative Centre, Precinct 1,
62514 Federal Territory of Putrajaya
Telephone : 03 - 8090 4681

CONSUMER PRICE INDEX, MALAYSIA JUNE 2025

Malaysia's inflation increased slower at 1.1 per cent in June 2025

PUTRAJAYA, 22 July 2025 - Malaysia's inflation increased slower at 1.1 per cent in June 2025 with the index points stood at 134.5 as against 133.0 in the same month of the previous year. The slowing down was also reflected by the decline in Producer Price Index (PPI), local production registering negative 3.6 per cent in May 2025 (April 2025: -3.4%). The Department of Statistics Malaysia (DOSM) reported today on the release of **CONSUMER PRICE INDEX (CPI), JUNE 2025**.

The Food & Beverages group which contributes 29.8 per cent of the total CPI weight increased 2.1 per cent in June 2025, the same rate as recorded in May 2025. The subgroup of Food away from home showed a higher increase, 4.7 per cent as compared to 4.4 per cent in the preceding month. However, the decrease of Food at home at negative 0.4 per cent (May 2025: 0.0%), to a certain extent offset the inflation from increasing further.

Besides, the group of Education, 2.2 per cent; Housing, Water, Electricity, Gas & Other Fuels, 1.7 per cent; Insurance & Financial Services, 1.5 per cent and Alcoholic Beverages & Tobacco, 0.6 per cent also increased at the same rate as recorded in the previous month. Moreover, Restaurant & Accommodation Services, 2.8 per cent (May 2025: 3.0%); Recreation, Sport & Culture, 0.8 per cent (May 2025: 0.9%); Transport, 0.3 per cent (May 2025: 0.7%) and Furnishings, Household Equipment &

Routine Household Maintenance, 0.1 per cent (May 2025: 0.2%) registered a slower increase in June 2025.

Nevertheless, there are a few groups that recorded a higher increase as compared to May 2025 namely Personal Care, Social Protection & Miscellaneous Goods & Services, 4.2 per cent (May 2025: 3.7%) and Health, 1.2 per cent (May 2025: 1.1%). In addition, Information & Communication and Clothing & Footwear remained at negative territory, registering negative 5.4 per cent and negative 0.3 per cent respectively.

Chief Statistician Malaysia, Dato' Sri Dr. Mohd Uzir Mahidin informed that 59.2 per cent of items (339 out of 573) recorded price increases. Nonetheless, out of this total, 329 items (97.1%) registered an increase of less than or equal to 10 per cent, while only 10 items recorded increases of more than 10 per cent in June 2025. The remainder, 192 items (33.5%) showed a decline and 42 items remained unchanged.

The inflation for the subgroup of Food at home decreased to negative 0.4 per cent in June 2025 (May 2025: 0.0%). This was contributed by the decrease of expenditure classes for Vegetables; Milk, other dairy products & eggs; Meat and Cereals & cereal products. However, some expenditure classes recorded an increase in June 2025 namely Oils & fats; Fish & other seafood; Sugar, confectionery & desserts and Fruits & nuts.

The expenditure class of Vegetables declined to negative 7.2 per cent in June 2025 (May 2025: -5.5%). Among the vegetables that recorded decreases were Tomato, negative 20.6 per cent (May 2025: -5.7%); Cucumber, negative 19.8 per cent (May 2025: -17.2%); Cabbage, negative 13.0 per cent (May 2025: -5.3%); Lettuce, negative 12.6 per cent (May 2025: -10.3%); Cauliflower, negative 10.7 per cent (May 2025: -7.5%) and Broccoli, negative 8.4 per cent (May 2025: -7.3%).

The inflation rate for the expenditure class of Milk, Other Dairy Products & Eggs remained in the negative range, recording negative 1.8 per cent in June 2025 as

compared to negative 1.9 per cent in the previous month. This were contributed by the expenditure subclass of Eggs (-4.4%), followed by Other Milk & Cream (-2.8%) and Raw & Whole Milk (-1.5%).

Besides, the expenditure class of Meat also declined to negative 1.1 per cent in June 2025 (May 2025: -0.3%). The decrease was mainly contributed by the decrease of Chicken as the largest component (32.6%) in the expenditure class of Meat at negative 0.6 per cent as compared to 2.0 per cent in May 2025. Based on the data collected by DOSM, the average price of Standard chicken in Malaysia for June 2025 was RM10.57 per kilogramme as compared to RM10.58 per kilogramme in June 2024 (May 2025: RM10.63). Meanwhile, the average price of Standard chicken in Peninsular Malaysia for June 2025 was RM9.86 per kilogramme as compared to RM9.92 per kilogramme in June 2024 (May 2025: RM9.94). Moreover, the decrease of expenditure class for Meat also contributed by Local beef and Chicken parts (frozen) which remained at a negative territory registering negative 3.7 per cent (May 2025: -4.0%) and negative 3.6 per cent (May 2025: -4.2%) respectively.

Meanwhile, the subgroup of Food away from home increased at a higher rate of 4.7 per cent as compared to 4.4 per cent in May 2025. Among the items that recorded increases in June 2025 were Burger, 10.6 per cent (May 2025: 1.6%); Satay, 5.0 per cent (May 2025: 4.8%); Rice with side dishes, 3.7 per cent (May 2025: 3.3%); Food made from noodles, 3.4 per cent (May 2025: 3.1%) and Fried chicken, 3.2 per cent (May 2025: 2.5%).

Inflation for the Housing, Water, Electricity, Gas & Other Fuels group increased at the same rate as the preceding month at 1.7 per cent. The subgroups of Actual rentals for housing and Water supply & miscellaneous services relating to the dwelling rose by 1.9 per cent and 0.5 per cent respectively, the same rate as recorded in the previous month. Meanwhile, the subgroup of Maintenance, repair & security of the dwelling registered a slower increase at 4.7 per cent (May 2025: 4.9%).

Conversely, Health group increased at a higher rate of 1.2 per cent in June 2025 as compared to 1.1 per cent in the previous month. It was contributed by an increase in the Outpatient care services subgroup to 3.0 per cent (May 2025: 2.9%) and Medicines

& health products, 0.8 per cent (May 2025: 0.6%). However, the subgroup of Other health services increased at a lower rate of 3.9 per cent as compared to 4.2 per cent in May 2025.

Inflation for the Transport group increased at a slower rate in June 2025, 0.3 per cent (May 2025: 0.7%). This was attributed by the subgroup of Operation of personal transport equipment and Public transport services which registered 0.3 per cent in June 2025 as compared to 0.6 per cent and 1.3 per cent respectively in the previous month. Among the items that recorded a slower increase in June 2025 were Car wash services, 3.5 per cent (May 2025: 3.7%); Car battery, 1.4 per cent (May 2025: 1.5%) and Baby car seat, 0.7 per cent (May 2025: 1.1%).

The price of Diesel in June 2025 recorded a decline to negative 3.4 per cent (May 2025: 12.4%). The average price for Diesel in Peninsular Malaysia was RM2.78 per litre as compared to RM2.99 per litre in June 2024 (May 2025: RM2.81). However, the average price of Diesel for Sabah, Sarawak and Wilayah Persekutuan Labuan remained at RM2.15 per litre. Meanwhile, Unleaded petrol RON97 remained at a negative range of negative 10.4 per cent in June 2025. The average price of Unleaded petrol RON97 in June 2025 was RM3.11 per litre as against to RM3.47 per litre in June 2024 (May 2025: RM3.11).

Chief Statistician Malaysia, Dato' Sri Dr. Mohd Uzir Mahidin also added that, with regards to inflation at the state level, 10 states recorded increases below the national inflation rate of 1.1 per cent with Kelantan recording the lowest increase at 0.2 per cent in June 2025. However, five states recorded increases above the national inflation level namely Negeri Sembilan (1.6%), Selangor (1.6%), Johor (1.5%), Melaka (1.3%) and Wilayah Persekutuan Kuala Lumpur (1.2%). All states registered an increase in the inflation of Food & Beverages except Kelantan (-0.1%). The increase was recorded by Negeri Sembilan at 3.3 per cent, followed by Selangor (3.1%), Wilayah Persekutuan Putrajaya (2.9%), Terengganu (2.6%), Johor (2.2%) and Wilayah Persekutuan Labuan (2.1%), while, other states showed an increase below the national inflation of Food & Beverages (2.1%) in June 2025.

The inflation rate for the second quarter of 2025 increased slower to 1.3 per cent as compared to the same quarter of the preceding year (Q1 2025: 1.5%). The increase was attributed by Restaurant & Accommodation Services, 2.8 per cent (Q1 2025: 3.3%); Food & Beverages, 2.2 per cent (Q1 2025: 2.5%) and Housing, Water, Electricity, Gas & Other Fuels, 1.9 per cent (Q1 2025: 2.3%). On a quarterly basis, the inflation increased at 0.4 per cent, the same rate as in the first quarter of 2025.

The monthly headline inflation increased 0.1 per cent in June 2025 as compared to May 2025. The increase was attributed by the Personal Care, Social Protection & Miscellaneous Goods & Services which rose by 0.4 per cent. Meanwhile, Food & Beverages, Transport and Education recorded an increase of 0.2 per cent respectively. Additionally, both Recreation, Sport & Culture and Restaurant & Accommodation Services increased 0.1 per cent in June 2025. Meanwhile, the decline in Information & Communication (-0.2%) and Clothing & Footwear (-0.1%), to a certain extent offset the inflation from increasing further. Core inflation increased 1.8 per cent in June 2025, the same rate as recorded in the previous month. The increase was driven by Personal Care, Social Protection & Miscellaneous Goods & Services (4.2%); Food & Beverages (3.8%); Restaurant & Accommodation Services (2.8%); Transport (2.3%) and Education (2.2%).

In comparison to inflation in other selected countries, inflation in Malaysia (1.1%) was lower than inflation in Viet Nam (3.6%), Republic of Korea (2.2%), Indonesia (1.9%) and Philippines (1.4%). However, the rate was higher than China (0.1%) and Thailand (-0.3%).

ASEAN-Malaysia 2025 Chairmanship: The Department of Statistics Malaysia (DOSM) will chair the 15th ASEAN Community Statistical System Committee (ACSS15) which aims to strengthen the statistical cooperation towards sustainable regional development.

Malaysia, for the first time, ranked as number one (1) globally in the biennial Open Data Inventory (ODIN) 2024/25 report released by Open Data Watch (ODW), surpassing 198 other countries. This achievement marks a significant leap from its

Embargo: Only to be published or disseminated at 1200 hour, Tuesday, 22 July 2025

67th position in the ODIN 2022/23 assessment.

The Government of Malaysia has declared October 20th as National Statistics Day (MyStats Day), with the theme 'Statistics is the Essence of Life'. Meanwhile, the Fourth World Statistics Day will be celebrated on 20th October 2025, with the theme 'Driving Change with Quality Statistics and Data for Everyone'.

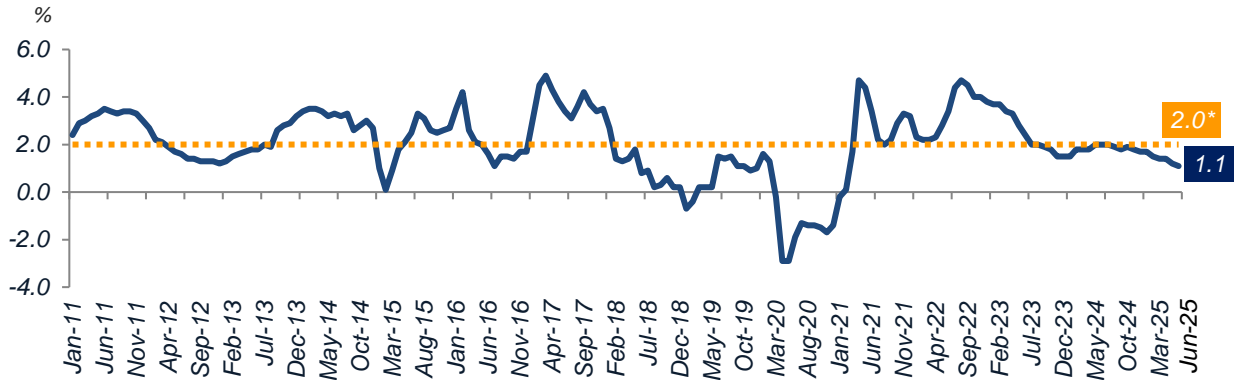
OpenDOSM NextGen is a medium that provides data catalogue and visualisations to facilitate users' analysis and can be accessed through <https://open.dosm.gov.my>.

Released by:

**THE OFFICE OF CHIEF STATISTICIAN MALAYSIA
DEPARTMENT OF STATISTICS MALAYSIA
22 JULY 2025**

Embargo: Only to be published or disseminated at 1200 hour, Tuesday, 22 July 2025

Chart 1 Monthly Inflation Malaysia, January 2011 – June 2025



Note: * Average inflation for the period of January 2011 to June 2025

Chart 2 Malaysia Inflation, Core Inflation and Inflation without Fuel, June 2024 - June 2025

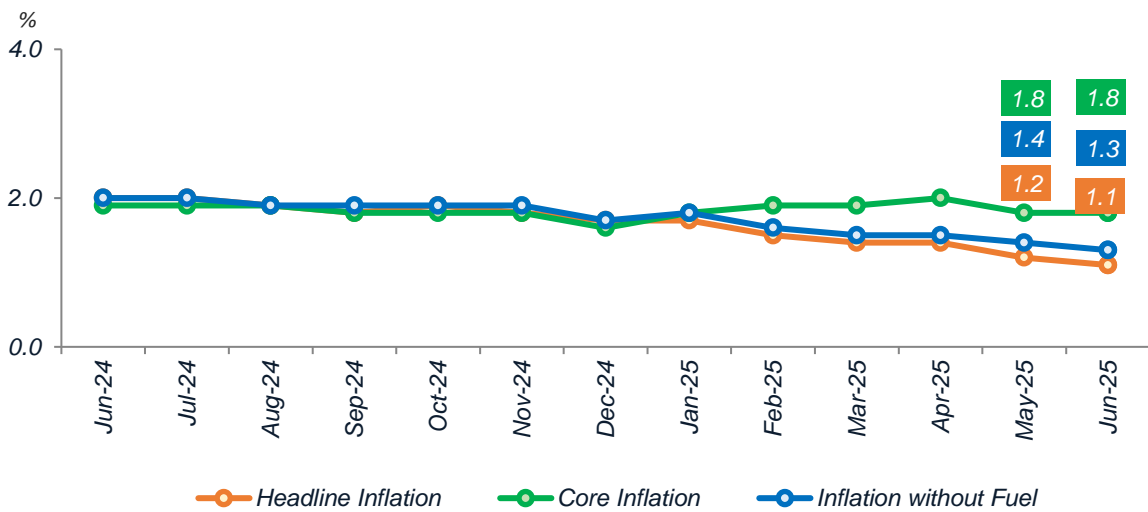


Chart 3 Inflation for Income Group Below RM3,000, June 2024 - June 2025

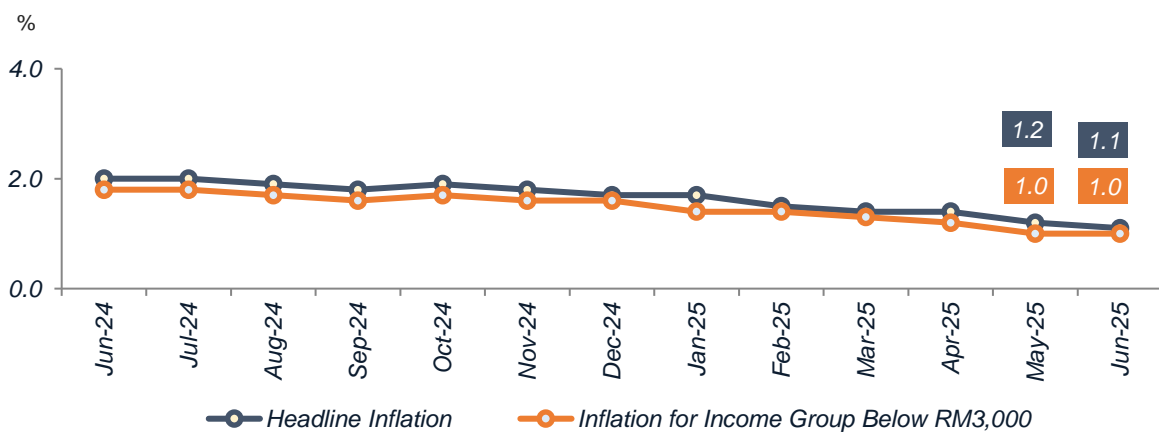


Chart 4 Quarterly Inflation Malaysia, Q1 2011 – Q2 2025

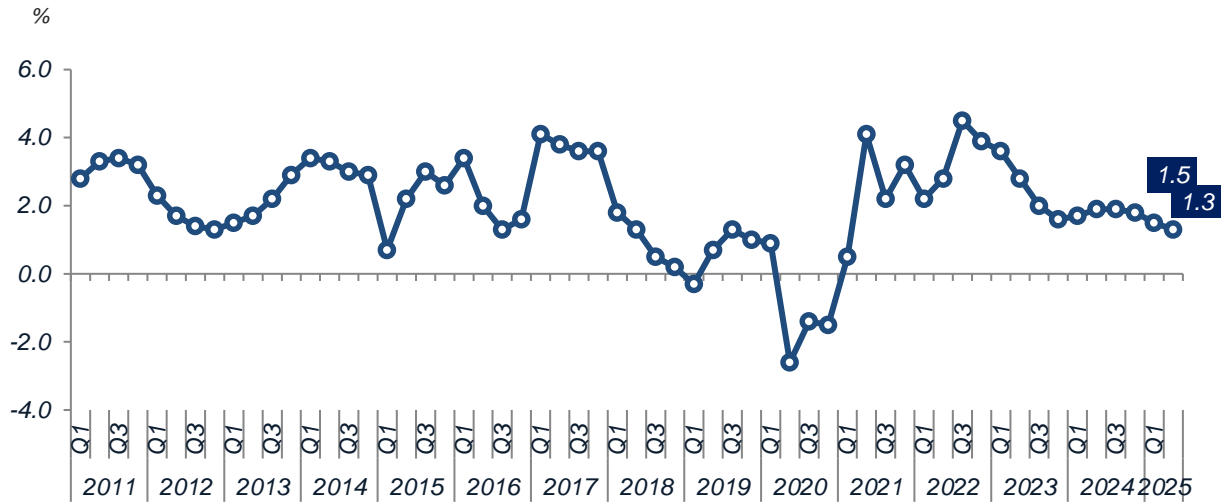


Chart 5 Annual Inflation Malaysia, 2011 - 2024

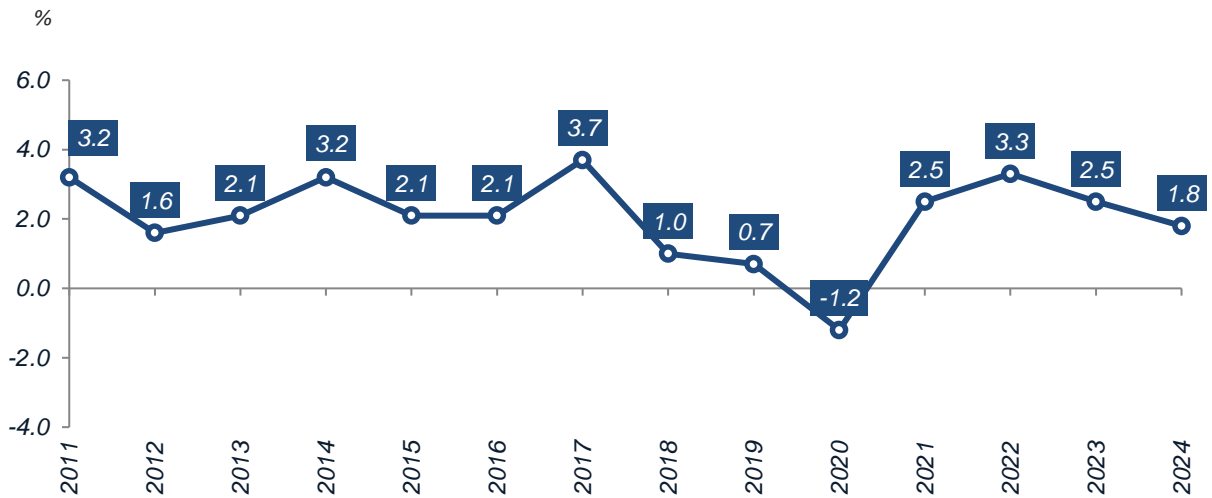


Chart 6 Inflation by Quadrant, May 2025 & June 2025

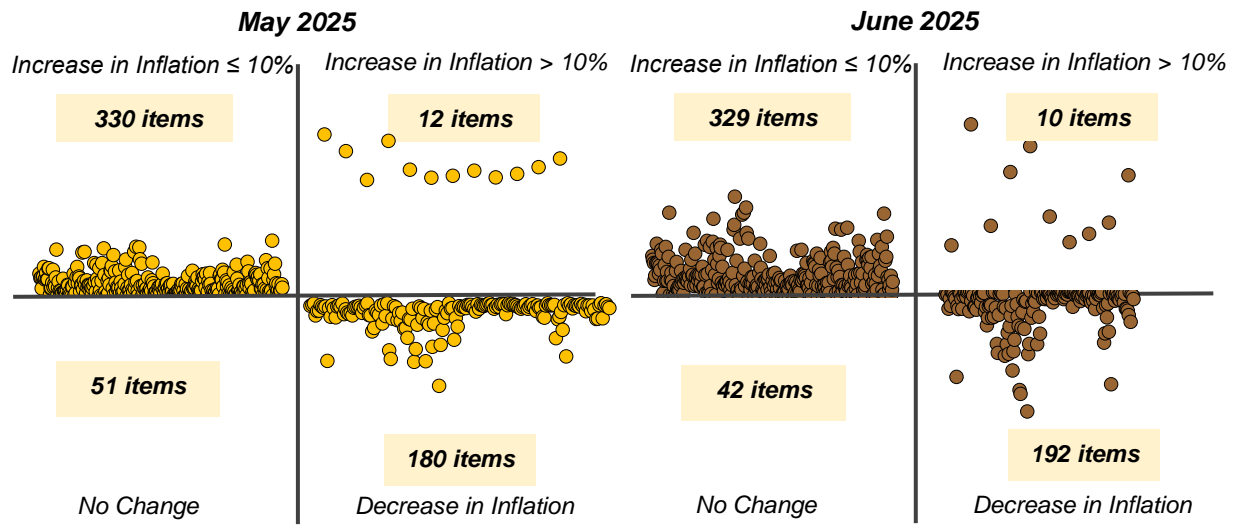


Chart 7 Distribution of Inflation for Food and Non-Food that Increased ≤10%, May 2025 & June 2025

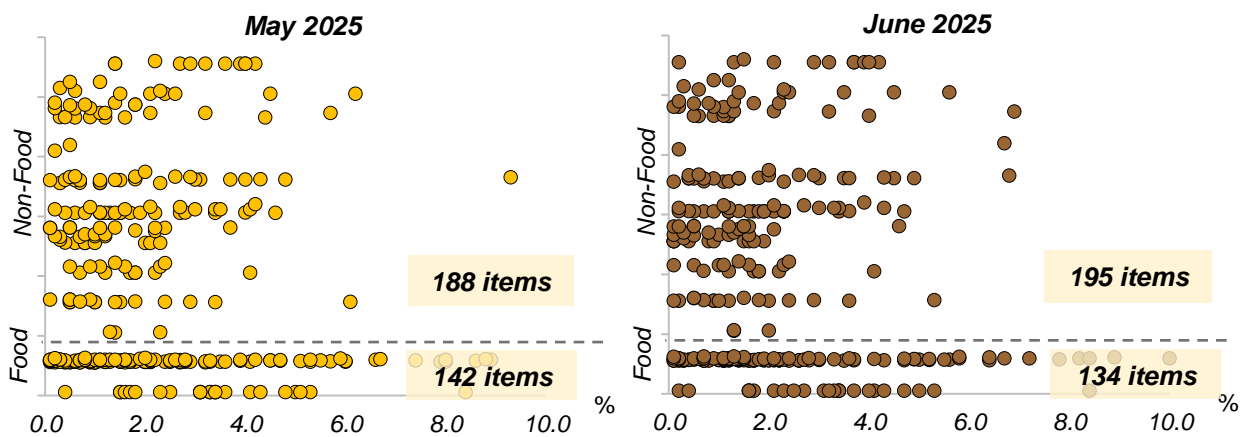


Chart 8 Average Price of Unleaded Petrol RON95, Unleaded Petrol RON97 and Diesel, June 2024 - June 2025

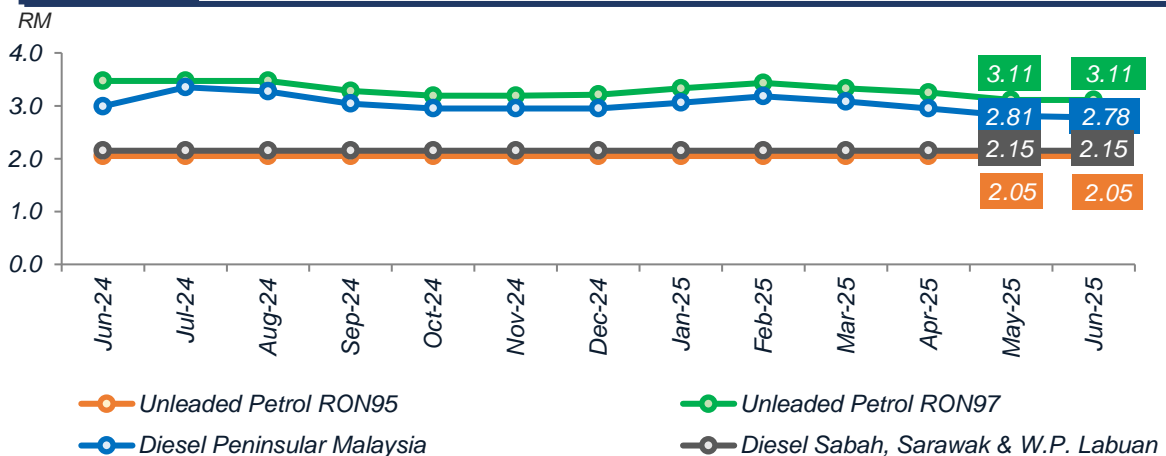


Chart 9 Inflation by Main Group, May 2025 & June 2025

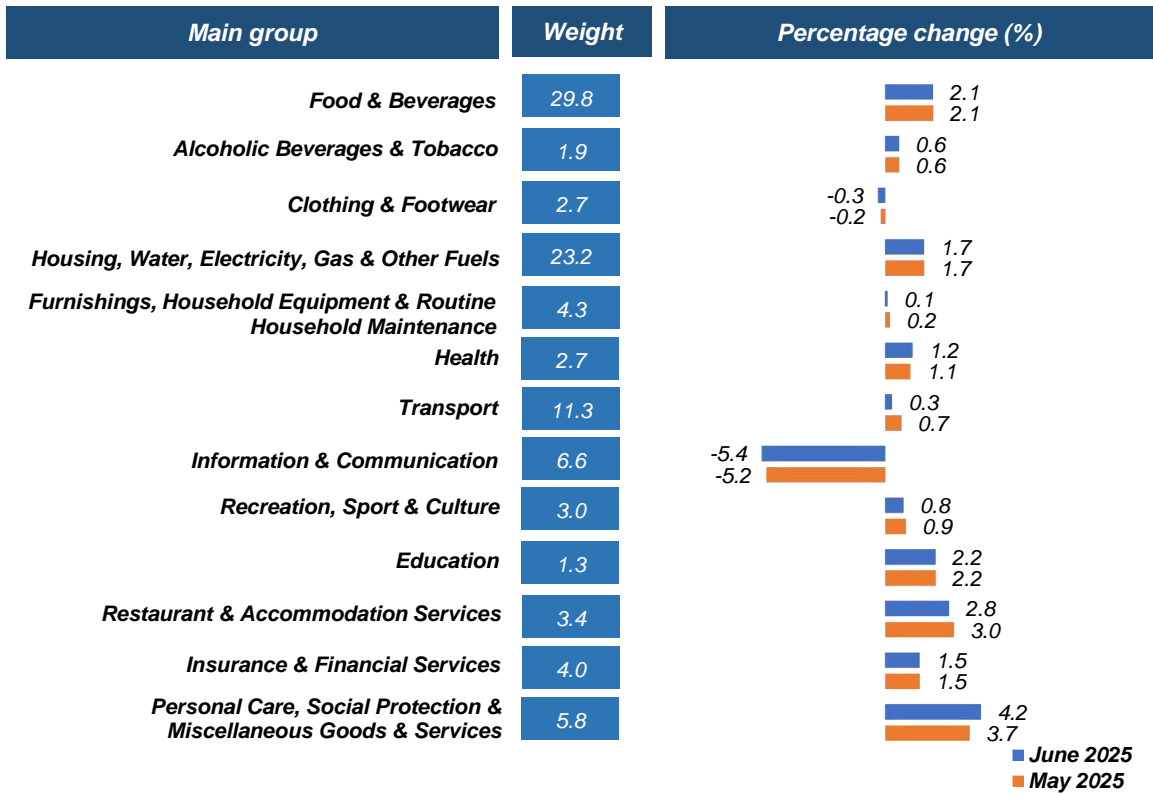


Chart 10 Inflation for Food & Beverages, June 2024 - June 2025

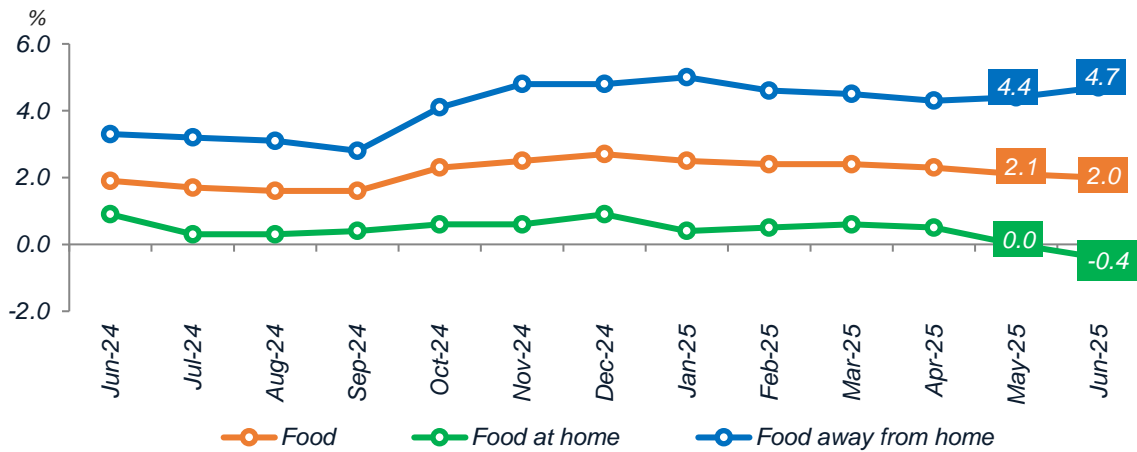
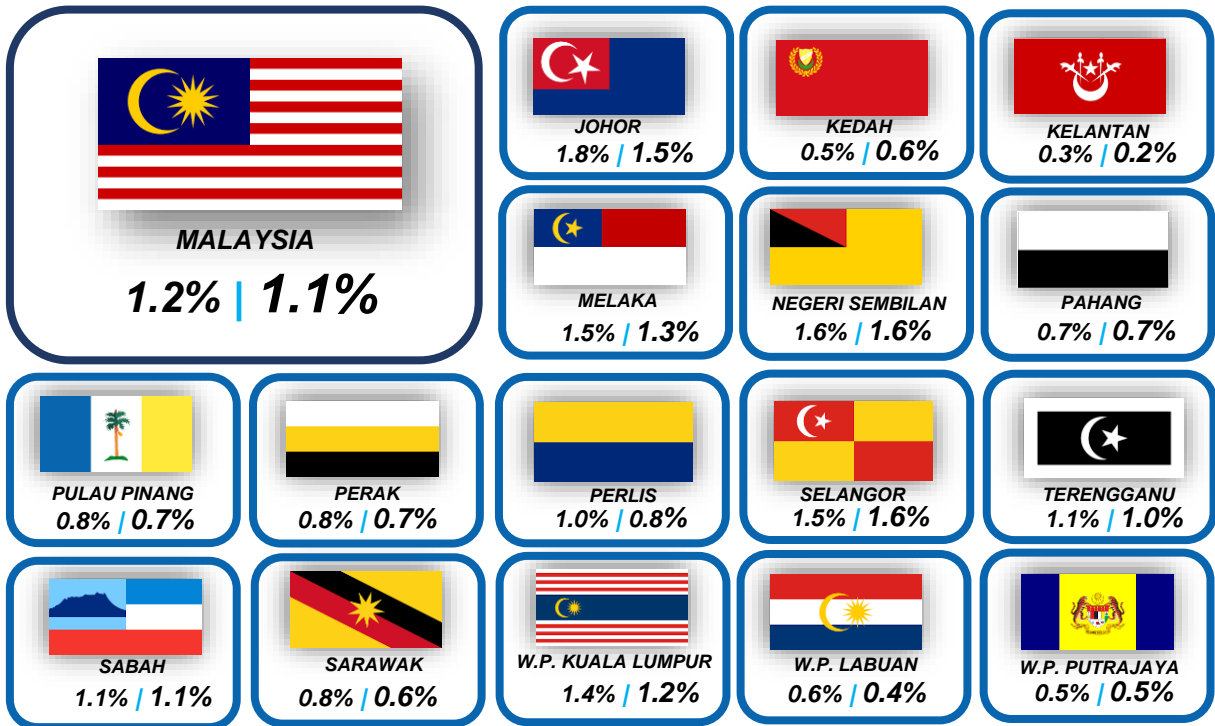


Chart 11 Inflation by State, May 2025 & June 2025



Note: W.P. refers to Wilayah Persekutuan

May 2025 | June 2025

Chart 12 Inflation of Selected Countries, June 2024 - June 2025

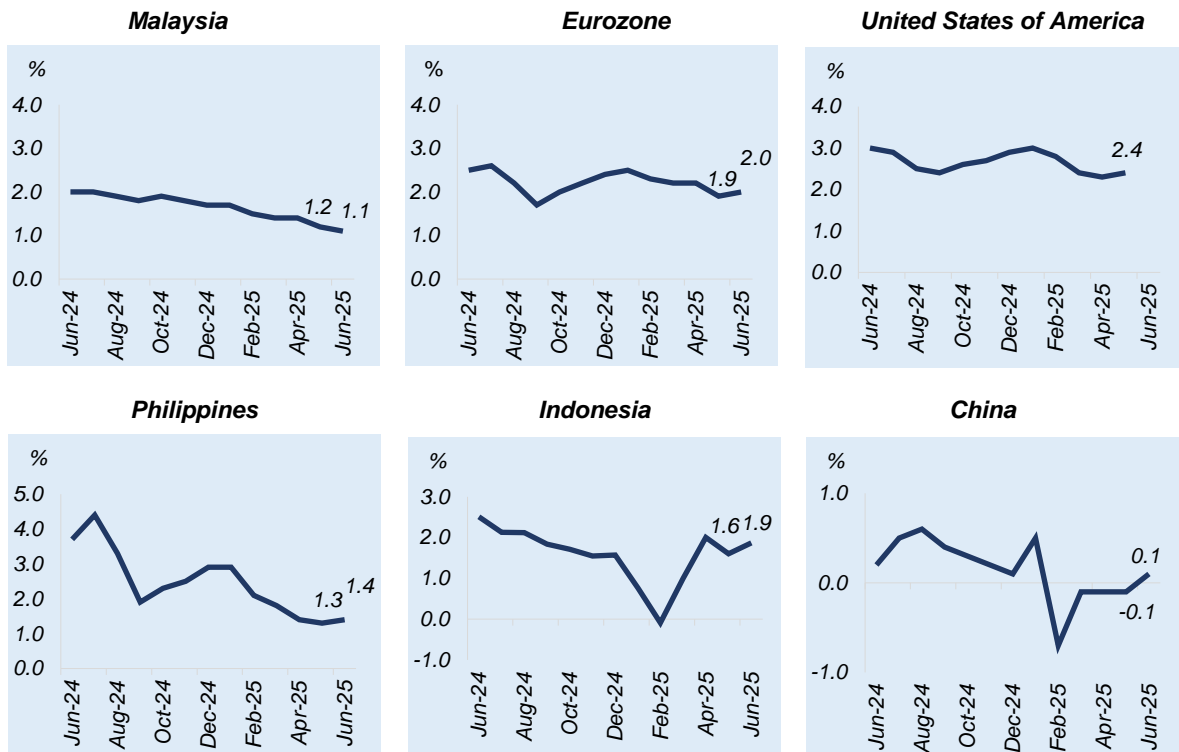
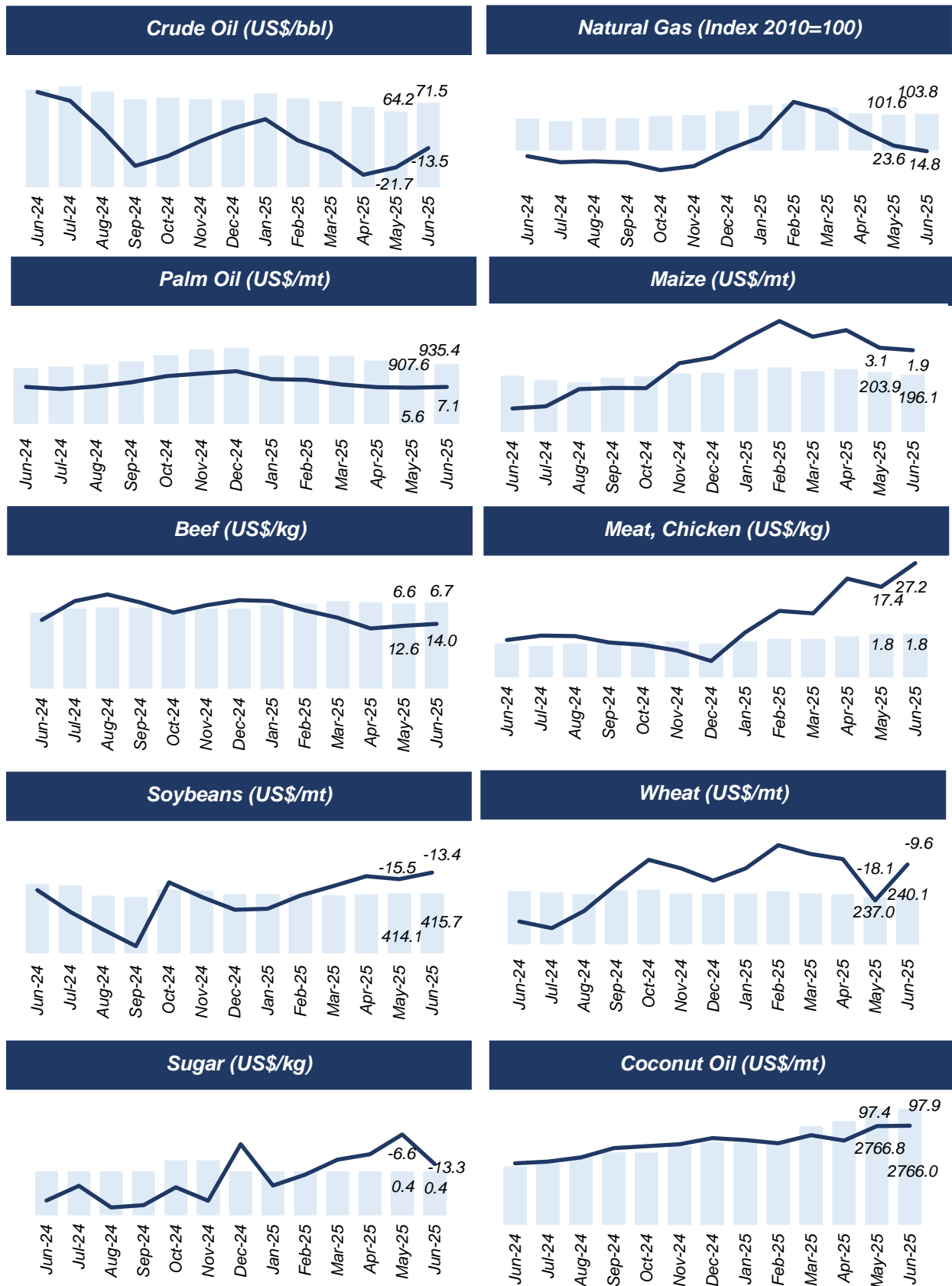


Chart 13 Global Selected Commodity Prices



Global commodity price (US\$) — Percentage change year-on-year

Source: Commodity Monthly Prices, World Bank

Notes:

Bbl : Brazilian Butt Lift (barrel) (1bbl = 159 litres)

Mt : Million Tonne

Mmbtu : Metric Million British Thermal Unit

Chart 14 Percentage Change of Producer Price Index (PPI) Local Production, Malaysia

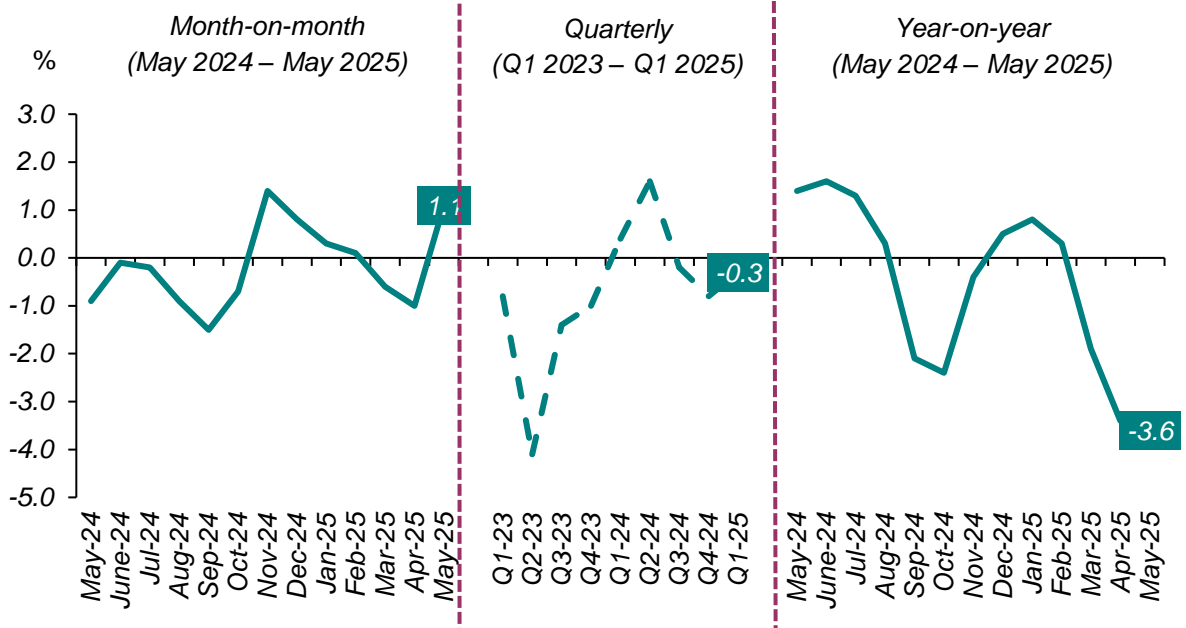


Chart 15 Percentage Change of Producer Price Index (PPI) Local Production by Sector (Year-on-Year), Malaysia

