

Embargo: Hanya boleh diterbitkan atau disebarikan mulai jam 1200, Khamis, 28 Ogos 2025



KENYATAAN MEDIA

KEMENTERIAN EKONOMI
JABATAN PERANGKAAAN MALAYSIA

Blok C6 & C7, Kompleks C,
Pusat Pentadbiran Kerajaan Persekutuan, Presint 1,
62514, Wilayah Persekutuan Putrajaya
No. Telefon : 03 - 8090 4681

KENYATAAN MEDIA BAGI STATISTIK EKSPORT IMPORT MENGIKUT NEGERI JULAI 2025

JUMLAH PERDAGANGAN BAGI TUJUH NEGERI MEREKODKAN PENINGKATAN BERNILAI RM228.8 BILION PADA BULAN JULAI 2025

PUTRAJAYA, 28 OGOS 2025 – Malaysia mencatatkan jumlah perdagangan bernilai RM265.9 bilion pada Julai 2025 dengan eksport dan import masing-masing bernilai RM140.4 bilion dan RM125.5 bilion, seperti yang dilaporkan hari ini dalam **STATISTIK EKSPORT IMPORT MENGIKUT NEGERI JULAI 2025**.

Ketua Perangkawan Malaysia, Dato' Sri Dr. Mohd Uzir Mahidin menyatakan bahawa eksport Malaysia pada Julai 2025 mencapai RM140.4 bilion, mencatatkan peningkatan tahun ke tahun sebanyak RM8.9 bilion (+6.8%). Peningkatan eksport dipengaruhi oleh eksport yang lebih tinggi di kebanyakan negeri iaitu Pulau Pinang (+RM11.3 bilion), Johor (+RM1.3 bilion), Selangor (+RM1.2 bilion), Sabah (+RM372.7 juta), W.P. Labuan (+RM233.3 juta), Negeri Sembilan (+RM172.8 juta), Perak (+RM104.1 juta) dan Perlis (+RM21.0 juta). Walau bagaimanapun, nilai eksport menurun di Kedah sebanyak RM2.0 bilion, Sarawak (-RM1.3 bilion), W.P. Kuala Lumpur (-RM755.9 juta), Terengganu (-RM594.4 juta), Pahang (-RM191.1 juta), Kelantan (-RM122.5 juta) dan Melaka (-RM76.1 juta).

Pulau Pinang kekal sebagai pengeksport utama dengan sumbangan 37.5 peratus, diikuti oleh Johor (20.9%), Selangor (17.3%), Sarawak (6.1%) dan W.P. Kuala Lumpur (3.5%).

Mengulas lanjut mengenai prestasi import, Dato' Sri Dr. Mohd Uzir Mahidin berkata import pada bulan Julai 2025 meningkat RM753.5 juta (+0.6%) berbanding bulan yang sama pada tahun 2024. Peningkatan import disebabkan oleh import yang lebih tinggi di W.P. Kuala Lumpur (+RM3.4 bilion), Johor (+RM1.6 bilion), Pulau Pinang (+RM1.4 bilion), Perak (+RM605.7 juta), Selangor (+RM481.1 juta) dan Sabah (+RM157.1 juta). Walau bagaimanapun, nilai import menurun di Kedah sebanyak RM1.9 bilion, Melaka (-RM1.8 bilion), Pahang (-RM856.1 juta), Sarawak (-RM790.4 juta), Negeri Sembilan (-RM650.8 juta), Perlis (-RM94.3 juta), W.P. Labuan (-RM81.2 juta), Terengganu (-RM44.7 juta) dan Kelantan (-RM0.9 juta).

Selangor mendominasi import Malaysia dengan sumbangan 26.7 peratus, diikuti oleh Johor (23.8%), Pulau Pinang (23.3%), W.P. Kuala Lumpur (9.7%) dan Kedah (4.2%).

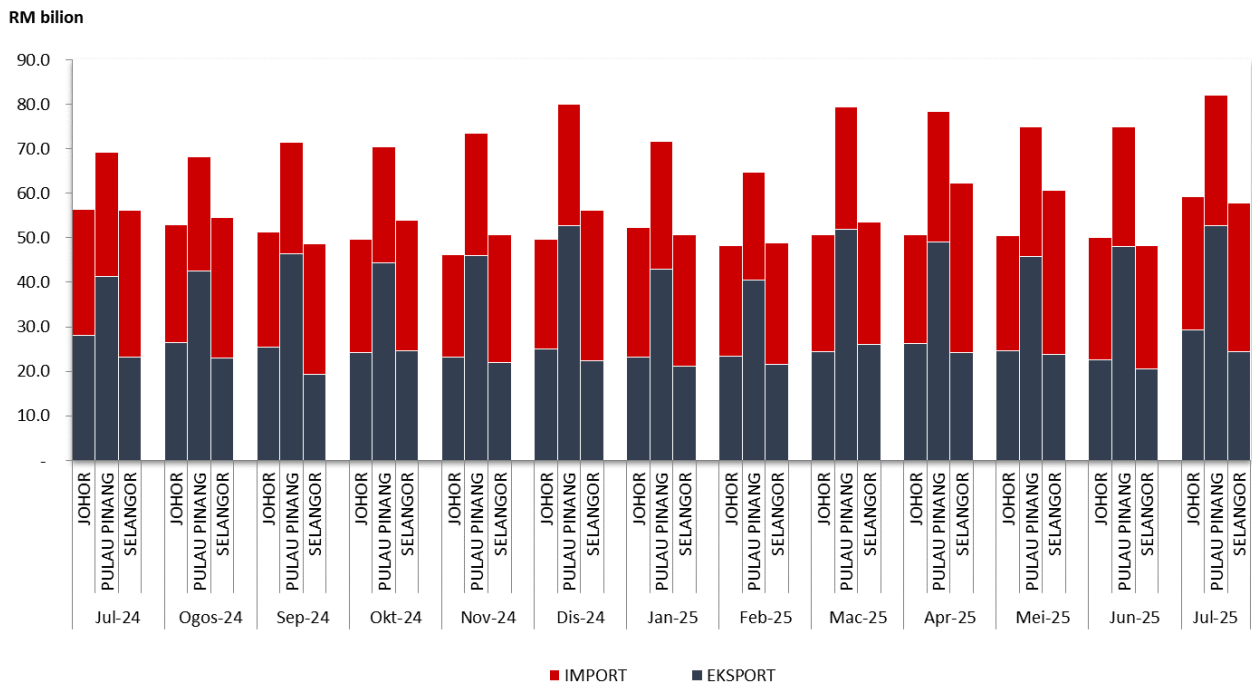
Kepengerusian ASEAN-Malaysia 2025: Jabatan Perangkaan Malaysia (DOSM) akan mempengerusikan Jawatankuasa Sistem Statistik Komuniti ASEAN Ke-15 (ACSS15) yang bertujuan untuk memperkukuh kerjasama statistik ke arah pembangunan serantau yang mampan.

Malaysia buat julung kalinya telah menduduki tangga pertama (1) di peringkat global dalam laporan dwi-tahunan *Open Data Inventory* (ODIN) 2024/25 yang dikeluarkan oleh *Open Data Watch* (ODW), mengatasi 197 negara lain. Pencapaian ini merupakan lonjakan ketara daripada kedudukan ke-67 dalam penilaian ODIN 2022/23.

Kerajaan Malaysia telah mengisytiharkan 20 Oktober sebagai Hari Statistik Negara (MyStats Day), dengan tema 'Statistik Nadi Kehidupan.' Sementara itu, Hari Statistik Dunia Keempat akan disambut pada 20 Oktober 2025 dengan tema '*Driving Change with Quality Statistics and Data for Everyone*'.

OpenDOSM NextGen adalah medium yang menyediakan katalog data dan visualisasi bagi memudahkan pengguna menganalisis pelbagai data dan boleh diakses melalui portal <https://open.dosm.gov.my>.

**Carta 1: Eksport dan Import bagi negeri Johor, Pulau Pinang dan Selangor,
Julai 2024 – Julai 2025 (RM Bilion)**



Paparan 1: Infografik Statistik Eksport Import Mengikut Negeri, Julai 2025




STATISTIK EKSPORT IMPORT MENGIKUT NEGERI, JULAI 2025



▲ ▼ Semua perubahan berdasarkan perbandingan tahun-ke-tahun

Petunjuk: ■ Eksport ■ Import

5 NEGERI PENGEKSPORT UTAMA



Lima negeri menguasai eksport negara dengan menyumbang **85.3** peratus

Nota:

- Aktiviti eksport dan import yang berlaku di kawasan Supra (merangkumi aktiviti pengeluaran yang melangkaui pusat kepentingan ekonomi utama bagi mana-mana negeri) atau pengiklanan yang dilakukan oleh ejen penghantar tidak termasuk dalam infografik ini.
- Nilai eksport atau import bagi W.P. Kuala Lumpur adalah termasuk W.P. Putrajaya.

Sumber: Statistik Eksport Import Mengikut Negeri Julai 2025, Jabatan Perangkaan Malaysia (DOSM)



Dikeluarkan oleh:

**PEJABAT KETUA PERANGKAWAN
JABATAN PERANGKAAN MALAYSIA
28 OGOS 2025**

MEDIA STATEMENT



MINISTRY OF ECONOMY
DEPARTMENT OF STATISTICS MALAYSIA

Block C6 & C7, Complex C,
Federal Government Administrative Centre, Precinct 1,
62514 Federal Territory of Putrajaya
Telephone : 03 - 8090 4681

PRESS STATEMENT

FOR EXPORT IMPORT STATISTICS BY STATE JULY 2025

TOTAL TRADE FOR SEVEN STATES RECORDED A POSITIVE GROWTH WITH A VALUE OF RM228.8 BILLION IN JULY 2025

PUTRAJAYA, 28 AUGUST 2025 – Malaysia's total trade for July 2025 amounted to RM265.9 billion with exports and imports recording RM140.4 billion and RM125.5 billion, respectively as reported today in **EXPORT IMPORT STATISTICS BY STATE JULY 2025**.

Chief Statistician Malaysia, Dato' Sri Dr. Mohd Uzir Mahidin unveiled that Malaysia's exports in July 2025 reached RM140.4 billion, marking a year-on-year increase of RM8.9 billion (+6.8%). The increase in exports was attributed to the higher exports in most states such as Pulau Pinang (+RM11.3 billion), Johor (+RM1.3 billion), Selangor (+RM1.2 billion), Sabah (+RM372.7 million), W.P. Labuan (+RM233.3 million), Negeri Sembilan (+RM172.8 million), Perak (+RM104.1 million) and Perlis (+RM21.0 million). However, exports decreased in Kedah by RM2.0 billion, Sarawak (-RM1.3 billion), W.P. Kuala Lumpur (-RM755.9 million), Terengganu (-RM594.4 million), Pahang (-RM191.1 million), Kelantan (-RM122.5 million) and Melaka (-RM76.1 million).

Pulau Pinang remained as the top exporter with a contribution of 37.5 per cent, followed by Johor (20.9%), Selangor (17.3%), Sarawak (6.1%) and W.P. Kuala Lumpur (3.5%).

Elaborating on imports performance, Dato' Sri Dr. Mohd Uzir Mahidin stated that imports in July 2025 increased by RM753.5 million (+0.6%) as compared to the same month in 2024. The increase in imports was attributed by the higher imports in W.P. Kuala Lumpur (+RM3.4 billion), Johor (+RM1.6 billion), Pulau Pinang (+RM1.4 billion), Perak (+RM605.7 million), Selangor (+RM481.1 million) and Sabah (+RM157.1 million). However, imports decreased in Kedah by RM1.9 billion, Melaka (-RM1.8 billion), Pahang (-RM856.1 million), Sarawak (-RM790.4 million), Negeri Sembilan (-RM650.8 million), Perlis (-RM94.3 million), W.P. Labuan (-RM81.2 million), Terengganu (-RM44.7 million) and Kelantan (-RM0.9 million).

Selangor dominates Malaysia's imports with a share of 26.7 per cent, followed by Johor (23.8%), Pulau Pinang (23.3%), W.P. Kuala Lumpur (9.7%) and Kedah (4.2%).

ASEAN-Malaysia 2025 Chairmanship: The Department of Statistics Malaysia (DOSM) will chair the 15th ASEAN Community Statistical System Committee (ACSS15) which aims to strengthen the statistical cooperation towards sustainable regional development.

Malaysia, for the first time, ranked as number one (1) globally in the biennial Open Data Inventory (ODIN) 2024/25 report released by Open Data Watch (ODW), surpassing 197 other countries. This achievement marks a significant leap from its 67th position in the ODIN 2022/23 assessment.

The Government of Malaysia has declared October 20th as National Statistics Day (MyStats Day), with the theme 'Statistics is the Essence of Life'. Meanwhile, the Fourth World Statistics Day will be celebrated on 20th October 2025, with the theme 'Driving Change with Quality Statistics and Data for Everyone'.

OpenDOSM NextGen is a medium that provides data catalogue and visualisations to facilitate users' analysis and can be accessed through <https://open.dosm.gov.my>.

**Chart 1: Exports and Imports in Johor, Pulau Pinang and Selangor,
July 2024 – July 2025 (RM Billion)**

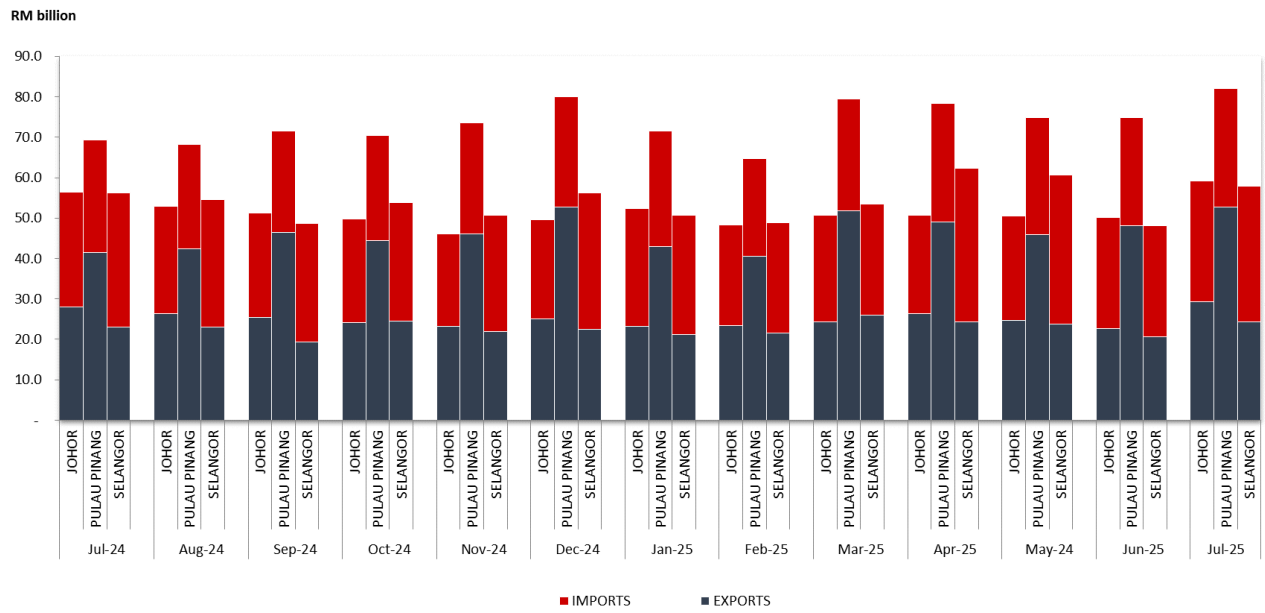


Exhibit 1: Infographic on Export Import Statistics by State, July 2025



MINISTRY OF ECONOMY
DEPARTMENT OF STATISTICS MALAYSIA


EXPORT IMPORT STATISTICS BY STATE, JULY 2025



▲ ▼ All changes are based on year-on-year (y-o-y) comparison

Legend: Exports Imports

TOP 5 EXPORTERS



Five states dominate the country's exports, accounting for **85.3** per cent

Notes:

- Export and import activities that are taking place in the supra area (including production activities beyond the centre of predominant economic interest for any state) or declarations made by the agent are not included in this infographic.
- Exports and imports value for the Federal Territory of Kuala Lumpur includes the Federal Territory of Putrajaya.

Source: Export Import Statistics by State July 2025, Department of Statistics Malaysia (DOSM)



@StatsMalaysia



Released by:

THE OFFICE OF CHIEF STATISTICIAN MALAYSIA
DEPARTMENT OF STATISTICS MALAYSIA
28 AUGUST 2025