



JABATAN PERDANA MENTERI
JABATAN PERANGKAAAN MALAYSIA

ISSN 0128 - 0368



9 770128 036007

SABAH

PERANGKAAAN PERDAGANGAN LUAR NEGERI *EXTERNAL TRADE STATISTICS*

2022

JABATAN PERANGKAAAN MALAYSIA, NEGERI SABAH
DEPARTMENT OF STATISTICS MALAYSIA, SABAH



**JABATAN PERDANA MENTERI
JABATAN PERANGKAAN MALAYSIA**

SABAH

**PERANGKAAN PERDAGANGAN LUAR NEGERI
EXTERNAL TRADE STATISTICS**

2022

Pemakluman

Jabatan Perangkaan Malaysia (DOSM) sedang menjalankan Survei Pendapatan, Perbelanjaan Isi Rumah dan Kemudahan Asas (HIES/BA) 2022 bermula dari 1 Januari 2022 sehingga 31 Disember 2022 dan Survei Ekonomi Tahunan (AES) 2022 bermula dari 15 April 2022 sehingga 30 September 2022. DOSM amat menghargai kerjasama daripada responden yang terpilih untuk memberikan maklumat kepada DOSM serta menjayakan survei ini. Sila layari www.dosm.gov.my untuk maklumat lanjut.

Penerbitan statistik ekonomi dan sosial iaitu PocketStats yang mengandungi statistik suku tahunan dan tahunan boleh diperoleh dari portal DOSM atau melalui pautan https://bit.ly/PocketStatsS1_2022.

Dimaklumkan bahawa Kerajaan Malaysia telah mengisytiharkan Hari Statistik Negara (MyStats Day) pada 20 Oktober setiap tahun. Tema sambutan MyStats Day adalah "Connecting the World with Data We Can Trust".

Announcement

The Department of Statistics Malaysia (DOSM) is conducting the Household Income, Expenditure and Basic Amenities Survey (HIES/BA) 2022 from 1st January 2022 until 31st December 2022 and the Annual Economic Survey (AES) 2022 from 15th April 2022 until 30th September 2022. DOSM greatly appreciates the cooperation given by selected respondents by sharing their information with DOSM and making the survey a success. Please visit www.dosm.gov.my for more information.

Economic and social statistics publication namely PocketStats which contain quarterly and annual statistics can be obtained from the DOSM portal or via the link https://bit.ly/PocketStatsQ1_2022.

Please be informed that the Government of Malaysia has declared National Statistics Day (MyStats Day) on October 20 each year. MyStats Day theme is "Connecting the World with Data We Can Trust".

Diterbitkan oleh / *Published by:*

Jabatan Perangkaan Malaysia, Negeri Sabah

Department of Statistics Malaysia, Sabah

Aras1-3, Blok C,

Kompleks Pentadbiran Kerajaan Persekutuan Sabah,

Jalan UMS,

Beg Berkunci 2046,

88999 Kota Kinabalu,

Sabah, MALAYSIA.

Tel. : 088 - 484602

Faks / Fax : 088 - 484659

Portal : <https://www.dosm.gov.my>

Facebook / Twitter / Instagram : StatsMalaysia

Emel / Email : info@dosm.gov.my (pertanyaan umum / *general enquiries*)
data@dosm.gov.my (pertanyaan & permintaan data /
data request & enquiries)

Harga / Price : RM 40.00

Diterbitkan pada Julai 2022 / *Published on July 2022*

Hakcipta terpelihara / All rights reserved

Tiada bahagian daripada terbitan ini boleh diterbitkan semula, disimpan untuk pengeluaran atau ditukar dalam apa-apa bentuk atau alat apa jua pun kecuali setelah mendapat kebenaran daripada Jabatan Perangkaan Malaysia.

Pengguna yang mengeluarkan sebarang maklumat dari terbitan ini sama ada yang asal atau diolah semula hendaklah meletakkan kenyataan berikut:

“Sumber : Jabatan Perangkaan Malaysia”.

No part of this publication may be reproduced or distributed in any form or by any means or stored in data base without the prior written permission from Department of Statistics, Malaysia.

Users reproducing content of this publication with or without adaptation should quote the following:

“Source: Department of Statistics, Malaysia”.

ISSN : 0128-0368

Dicetak oleh / *Printed by:*

Syarikat Percetakan Sinar Jaya

KATA PENGANTAR

Penerbitan ini membentangkan perangkaan muktamad Perdagangan Luar Negeri Sabah bagi tahun rujukan 2021. Objektif utamanya adalah untuk memaparkan Perangkaan Perdagangan Luar Negeri antara Sabah dengan rakan dagangan mengikut klasifikasi komoditi yang terperinci.

Penyusunan statistik ini berpandukan konsep dan definisi berdasarkan *International Merchandise Trade Statistics: Concepts and Definitions 2010* (IMTS 2010) oleh Pertubuhan Bangsa-Bangsa Bersatu. Klasifikasi *Harmonised Commodity Description and Coding System 2017 (HS2017)* atau Perintah Duti Kastam 2017 (PDK2017) digunakan untuk memproses perangkaan perdagangan luar negeri manakala pengkelasan barangan menggunakan *Standard International Trade Classification (S.I.T.C.) Rev. 4*.

Penerbitan ini mengandungi tiga bahagian. Bahagian pertama penerbitan ini menerangkan ringkasan perangkaan Perdagangan Luar Negeri Sabah. Bahagian kedua membentangkan jadual perangkaan terpilih seperti eksport dan import mengikut seksyen, bahagian & kumpulan barangan; negara asal & negara yang dituju; serta barangan utama/ terpilih bagi membolehkan pengguna membuat analisis. Aspek teknikal seperti nota keterangan, senarai negara mengikut susunan abjad, senarai unit kuantiti, singkatan kepada huruf ringkas dan senarai penjenisan turut disediakan pada bahagian ketiga penerbitan ini.

Jabatan merakamkan setinggi-tinggi penghargaan atas kerjasama yang diberikan oleh semua pihak yang telah menyumbang secara langsung dan tidak langsung dalam merealisasikan penerbitan ini terutamanya Jabatan Kastam Diraja Malaysia. Setiap maklum balas dan cadangan untuk penambahbaikan penerbitan ini pada masa hadapan amat dihargai.

DATO' SRI DR. MOHD. UZIR MAHIDIN
Ketua Perangkawan Malaysia

Julai 2022

PREFACE

This publication presents statistics on Sabah External Trade for reference year 2021. The main objective of the report is to publish statistics on external merchandise trade between Sabah and its trading partners by more detail classification of commodity.

The compilation of these statistics is guided by concepts and definitions based on International Merchandise Trade Statistics: Concepts and Definitions 2010 (IMTS 2010) by the United Nations. The Harmonized Commodity Description and Coding System Classification 2017 (HS2017) or Customs Duty Order 2017 (PDK2017) is used to process the external trade statistics, while the classification of goods adopts the Standard International Trade Classification (S.I.T.C.) Rev. 4.

This publication consists of three parts. The first part of this publication describes a summary of findings of Sabah's external trade statistics. The second part displays a table of selected statistics such as exports and imports by section, division & group of goods; country of origin & country of destination; as well as key/ selected items to enable consumers to carry out analysis. Technical aspects such as explanatory notes, list of countries in alphabetical order, list of units of quantity, abbreviations and list of commodity classifications are also provided in the third part of this publication.

The Department gratefully acknowledges the co-operation rendered by all parties that have contributed directly and indirectly in realising this publication, especially to the Royal Malaysian Customs Department. Every feedback and suggestions towards improving the future publication is highly appreciated.

DATO' SRI DR. MOHD. UZIR MAHIDIN
Chief Statistician, Malaysia

July 2022

KANDUNGAN
CONTENTS

KANDUNGAN CONTENTS

	Muka Surat <i>Page</i>
Kata Pengantar <i>Preface</i>	i
Bahagian I <i>Part I</i>	
Ringkasan Penemuan <i>Summary of Findings</i>	vii
Bahagian II <i>Part II</i>	
Jadual-Jadual Ringkasan <i>Summary Tables</i>	
1 Import, Eksport dan Imbangan Perdagangan (RM `000) <i>Imports, Exports and Balance of Trade (RM `000)</i>	1
2 Import dan Eksport Mengikut Seksyen Barangan (RM `000) <i>Imports and Exports By Commodity Section (RM'000)</i>	2
3 Import dan Eksport Mengikut Bahagian Barangan (RM `000) <i>Imports and Exports By Commodity Divisions (RM'000)</i>	3
4 Import dan Eksport Mengikut Negara Asal dan Yang Dituju (RM `000) <i>Imports and Exports By Country of Origin and Destination (RM `000)</i>	7
5 Import Mengikut Kumpulan Negara dan Seksyen Barangan (RM `000) <i>Imports By Country Groupings and Commodity Sections (RM `000)</i>	12
6 Eksport Mengikut Kumpulan Negara dan Seksyen Barangan (RM `000) <i>Exports By Country Groupings and Commodity Sections (RM `000)</i>	13
7 Import Mengikut Negara Asal dan Seksyen Barangan (RM `000) <i>Imports By Country Of Origin and Commodity Sections (RM `000)</i>	14

8	Eksport Mengikut Negara Yang Dituju dan Seksyen Barangan (RM `000) <i>Exports By Country Of Destination and Commodity Sections (RM `000)</i>	19
9	Eksport Barangan Utama dan Terpilih (RM `000) <i>Exports of Major and Selected Commodities (RM `000)</i>	24
10	Eksport Barangan Utama dan Terpilih - Nilai Unit Purata dan Sumbangan Peratusan <i>Exports of Major and Selected Commodities - Average Unit Value and Percentage Contribution</i>	26
11	Import Barangan Utama dan Terpilih (RM `000) <i>Imports of Major and Selected Commodities (RM `000)</i>	28
12	Import Barangan Utama dan Terpilih - Nilai Unit Purata dan Sumbangan Peratusan <i>Imports of Major and Selected Commodities - Average Unit Value and Percentage Contribution</i>	32
13	Import Dari Semenanjung dan Sarawak (RM `000) <i>Imports From Peninsular Malaysia and Sarawak (RM'000)</i>	36
14	Eksport Ke Semenanjung dan Sarawak (RM `000) <i>Exports To Peninsular Malaysia and Sarawak (RM'000)</i>	37
15	Eksport dan Import Mengikut Sektor Dan Barangan Utama (RM `000) <i>Exports and Imports by Sector and Selected Commodities (RM'000)</i>	38
16	Perdagangan Langsung Luar Negeri dan Perdagangan Dengan dan Melalui Singapura (Import, Eksport dan Imbangan Perdagangan) (RM `000) <i>Direct Foreign Trade and Trade With and Via Singapore (Imports, Exports and Balance Of Trade) (RM `000)</i>	41
	Nilai Eksport, Import dan Eksport Semula Mengikut Negara Yang Dituju dan Asal, Kumpulan, Bahagian dan Seksyen Barangan <i>Value of Exports, Imports and Re-exports By Country of Destination and Origin, Commodity Groups, Divisions and Sections</i>	1 - 239
	Nilai Eksport, Import Dan Eksport Semula Mengikut Seksyen, Bahagian dan Kumpulan Barangan <i>Value of Exports, Imports and Re-exports By Commodity Sections, Divisions and Groups</i>	1 - 10

Bahagian III*Part III***Nota Keterangan***Explanatory Notes*

1

Senarai Negara Mengikut Susunan Abjad*Alphabetical List of Countries*

14

Senarai Unit Kuantiti*List of Units of Quantity*

18

Senarai Huruf Ringkas*List of Abbreviated Words*

19

Penjenisan Barangan Mengikut Seksyen, Bahagian dan Kumpulan*Commodity Classification by Sections, Divisions and Groups*

21

Penjenisan Barangan Mengikut Seksyen dan Bab Sistem Berharmonis (SB)*Commodity Classification by Harmonised System (HS) Section and Chapters*

35

Muka surat ini sengaja dibiarkan kosong.
This page is deliberately left blank.

BAHAGIAN I
PART I

RINGKASAN PENEMUAN
SUMMARY OF FINDINGS



STATISTIK PERDAGANGAN LUAR NEGERI SABAH

2021

Jumlah perdagangan pada tahun 2021 mencatatkan nilai tertinggi
RM87.2 bilion, meningkat 9.8% daripada RM79.4 bilion.



EKSPORT
RM55.7
bilion



34.7%



IMPORT
RM31.6
bilion



17.1%



**JUMLAH
PERDAGANGAN**
RM87.2
bilion



9.8%



**IMBANGAN
PERDAGANGAN**
RM24.1
bilion



642.2%

TIGA PENYUMBANG UTAMA

Eksport

Import



PETROLEUM MENTAH

Pertumbuhan **24.6%** Syer **34.2%**
RM19.1 bilion

JENTERA & KELENGKAPAN PENGANGKUTAN

Pertumbuhan **-50.2%** Syer **29.1%**
RM9.2 bilion



MINYAK KELAPA SAWIT

Pertumbuhan **34.4%** Syer **31.1%**
RM17.3 bilion

MAKANAN

Pertumbuhan **12.9%** Syer **17.0%**
RM5.4 bilion



MINYAK ISIRUNG SAWIT

Pertumbuhan **63.7%** Syer **5.3%**
RM2.9 bilion

BAHAN KIMIA

Pertumbuhan **8.7%** Syer **14.6%**
RM4.6 bilion



LIMA RAKAN DAGANGAN UTAMA

SEMENANJUNG MALAYSIA

Syer **39.8%**

RM16.4 bilion

RM18.4 bilion

REPUBLIK RAKYAT CHINA

Syer **12.3%**

RM7.6 bilion

RM3.1 bilion

AUSTRALIA

Syer **5.0%**

RM4.1 bilion

RM0.3 bilion

KESATUAN EROPAH

Syer **4.9%**

RM3.4 bilion

RM0.9 bilion

INDIA

Syer **4.6%**

RM3.5 bilion


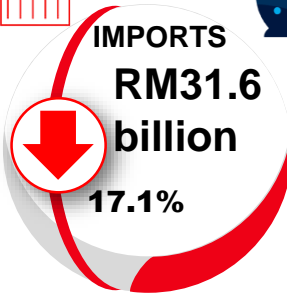
RM0.5 bilion





SABAH EXTERNAL TRADE STATISTICS 2021

Total trade in 2021 recorded the highest value ever of **RM87.2 billion**, increased 9.8% from RM79.4 billion.



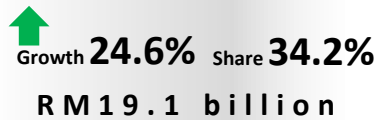
TOP THREE CONTRIBUTORS

Exports

Imports



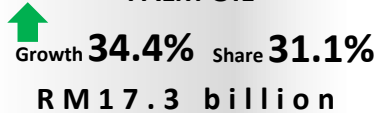
CRUDE PETROLEUM



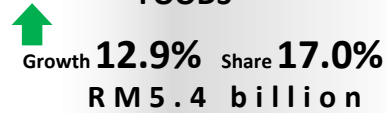
MACHINERY & TRANSPORT EQUIPMENT



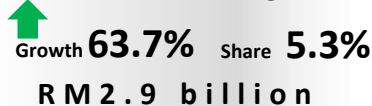
PALM OIL



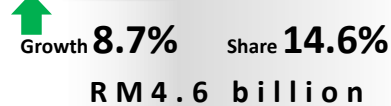
FOODS



PALM KERNEL OIL



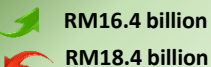
CHEMICALS



TOP FIVE TRADING PARTNERS

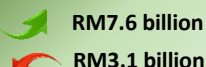
PENINSULAR MALAYSIA

Share **39.8%**



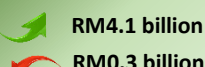
PEOPLE'S REPUBLIC OF CHINA

Share **12.3%**



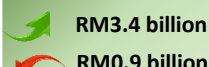
AUSTRALIA

Share **5.0%**



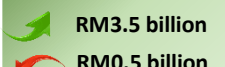
EUROPEAN UNION

Share **4.9%**



INDIA

Share **4.6%**




STATISTIK PERDAGANGAN LUAR NEGERI, SABAH 2021

FAKTA PENTING

- Eksport Sabah pada tahun 2021 meningkat 34.7 peratus kepada RM55.7 bilion berbanding RM41.3 bilion pada tahun 2020.
- Import menurun 17.1 peratus daripada RM38.1 bilion pada tahun 2020 kepada RM31.6 bilion pada tahun 2021.
- Peningkatan dalam jumlah eksport didorong oleh eksport yang lebih tinggi kepada Semenanjung Malaysia (+RM5.6 bilion), Republik Rakyat China (+RM2.1 bilion), Jepun (+RM1.5 bilion) dan Australia (+RM1.3 bilion).
- Sementara itu, penurunan dalam jumlah import dikaitkan dengan pengurangan import dari Republik Korea (-RM10.1 bilion), Jepun (-RM0.9 bilion) dan Republik Singapura (-RM0.1 bilion).

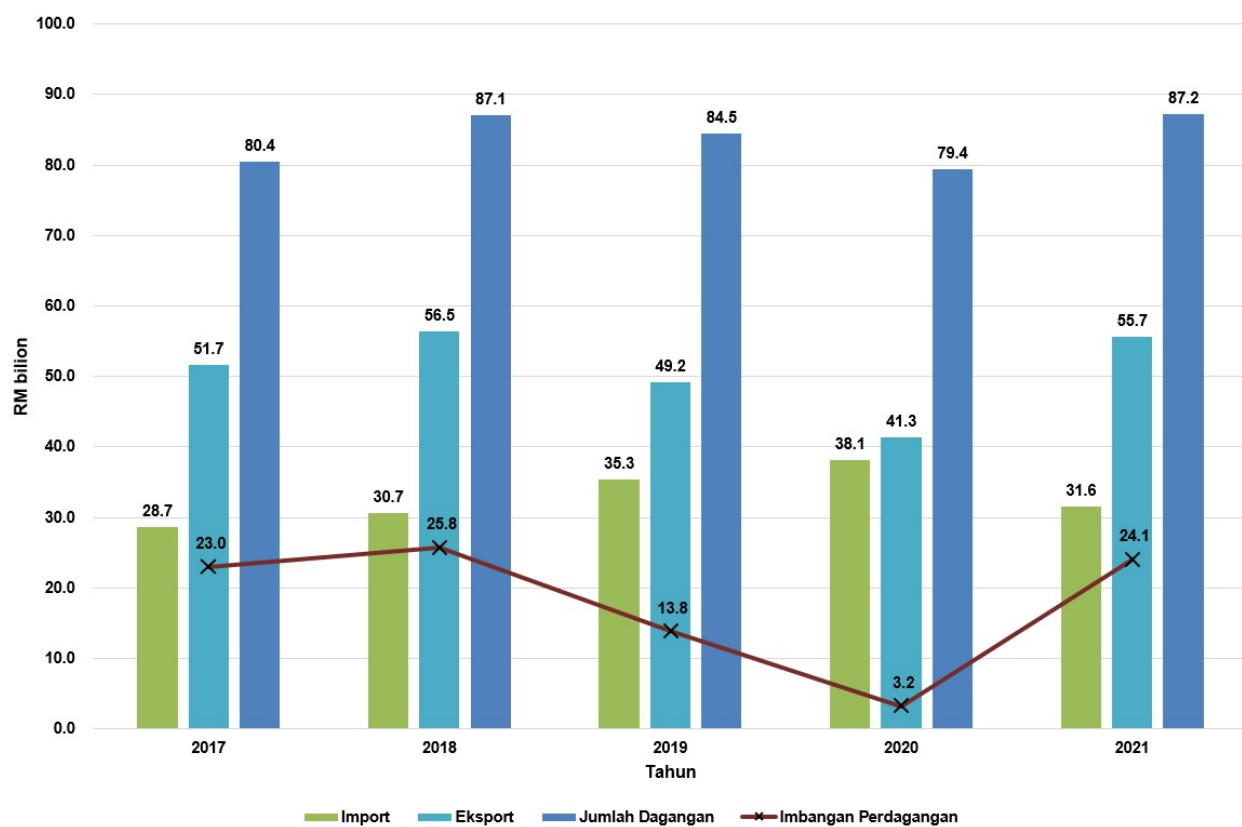
RAJAH 1: STATISTIK PERDAGANGAN LUAR NEGERI SABAH, 2021



PERDAGANGAN

Jumlah dagangan Sabah bernilai RM87.2 bilion pada tahun 2021, meningkat sebanyak RM7.8 bilion atau 9.8 peratus berbanding tahun sebelumnya. Lebihan dagangan meningkat 642.2 peratus atau RM20.8 bilion kepada RM24.1 bilion pada tahun 2021.

CARTA 1: EKSPORT, IMPORT JUMLAH PERDAGANGAN DAN IMBANGAN PERDAGANGAN SABAH, 2017-2021



EKSPORT


Eksport Sabah meningkat 34.7 peratus pada tahun 2021 kepada RM55.7 bilion (2020: RM41.3 bilion). Peningkatan ini adalah didorong oleh barangan petroleum mentah yang menyumbangkan 34.2 peratus syer dalam jumlah eksport, meningkat sebanyak RM3.8 bilion (+24.6%) kepada RM19.1 bilion.

Pada masa yang sama, eksport juga mencatatkan peningkatan dalam produk utama seperti berikut:

- Minyak kelapa sawit yang menyumbangkan 31.1 peratus syer kepada jumlah eksport, bertumbuh 34.4% (RM4.4 bilion) kepada RM17.3 bilion;
- Minyak isirung sawit yang menyumbangkan 5.3 peratus daripada jumlah eksport, bertambah RM1.1 bilion (+63.7 %) kepada RM2.9 bilion;
- Metanol menyumbang 4.5 peratus kepada jumlah eksport, meningkat RM1.0 bilion (+67.0%) kepada RM2.5 bilion; dan
- Bahan baja dikilangkan yang menyumbangkan 3.7 peratus kepada jumlah eksport bertambah RM1.0 bilion (+87.7%) kepada RM2.1 bilion.

Lima eksport barangan utama Sabah adalah seperti pada Rajah 2

RAJAH 2 : LIMA EKSPORT BARANGAN UTAMA SABAH 2021




IMPORT

Import Sabah pada tahun 2021 berkurang 17.1 peratus (-RM6.5 bilion) daripada RM38.1 bilion pada tahun 2020 kepada RM31.6 bilion. Barangan utama yang menyebabkan penurunan import ialah jentera dan kelengkapan pengangkutan yang mewakili 29.1 peratus daripada jumlah import, menurun 50.2 peratus (-RM9.2 bilion) daripada RM18.4 bilion kepada RM9.2 bilion

Walau bagaimanapun, seksyen Makanan menyumbang 17.0 peratus daripada jumlah import, meningkat RM455 juta (+9.3%). Ini diikuti bahan kimia meningkat RM1.3 bilion (+38.4%), barangan keluaran kilang bertambah RM498 juta (+14.3%) dan bahan api galian, pelincir dan lain-lain meningkat RM309 juta (+9.9%)

Peratus sumbangan dan nilai import Sabah adalah seperti pada Rajah 3.

**RAJAH 3 : LIMA IMPORT UTAMA SABAH
MENGIKUT SEKSYEN BARANGAN 2021**

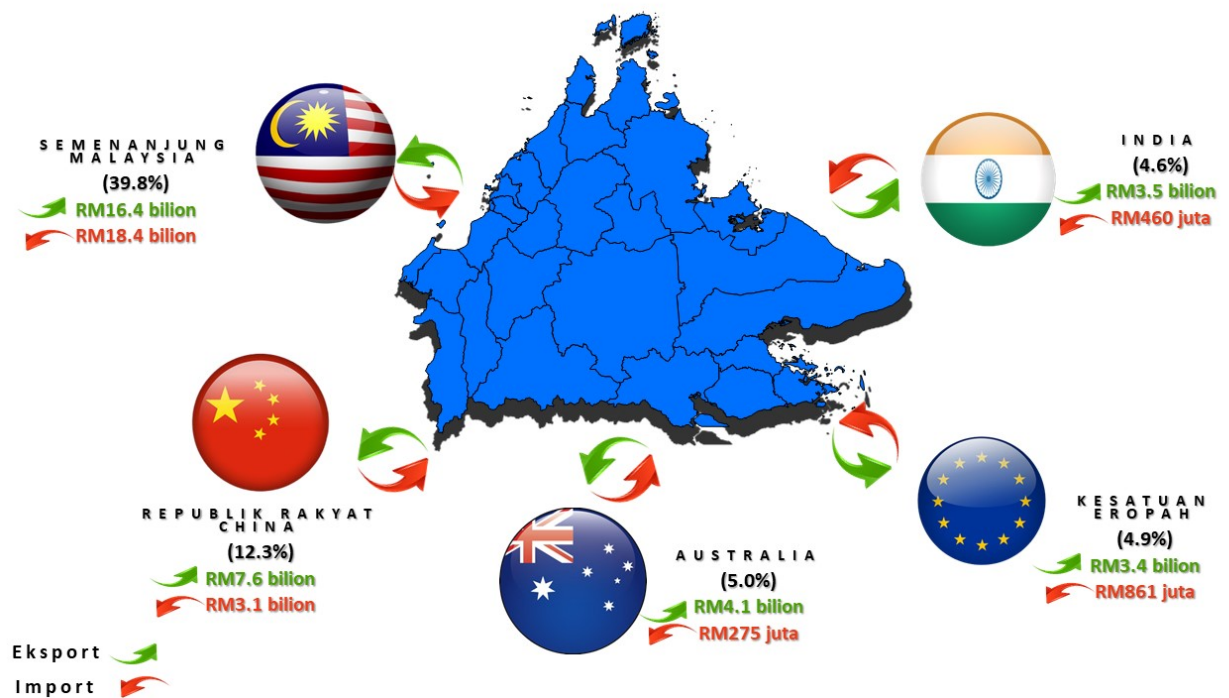


RAKAN DAGANGAN UTAMA

Semenanjung Malaysia merupakan rakan dagang utama yang menyumbang 39.8 peratus daripada jumlah perdagangan Sabah. Ini diikuti oleh Republik Rakyat China (12.3%), Australia (5.0%), Negara Kesatuan Eropah (4.9%) dan India (4.6%). Lima rakan dagang ini merangkumi 66.5 peratus daripada jumlah perdagangan Sabah pada tahun 2021.

5 rakan dagang utama Sabah 2021 adalah seperti di Rajah 4.

RAJAH 4: LIMA RAKAN DAGANGAN UTAMA SABAH 2021

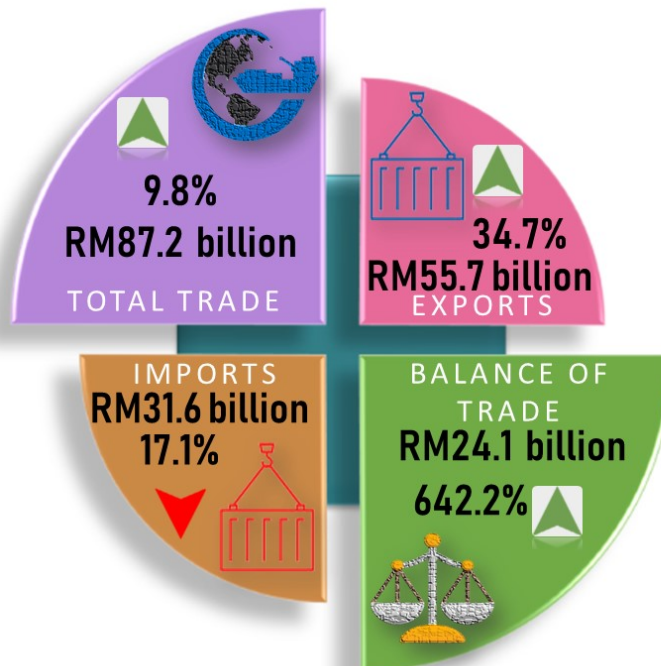


SABAH EXTERNAL TRADE STATISTICS 2021

KEY FACTS

- Sabah's exports increased by 34.7 per cent to RM55.7 billion in 2021 as compared to RM41.3 billion in 2020.
- Imports contracted by 17.1 per cent from RM38.1 billion in 2020 to RM31.6 billion in 2021.
- The increasing in exports was driven by higher exports to the Peninsular Malaysia (+RM5.6 billion), People's Republic of China (+RM2.1 billion), Japan (+RM1.5 billion) and Australia (+RM1.3 billion).
- Meanwhile, the decline imports were attributed to the Republic of Korea (-RM10.1 billion), Japan (-RM0.9 billion) and Republic of Singapore (-RM0.1 billion).

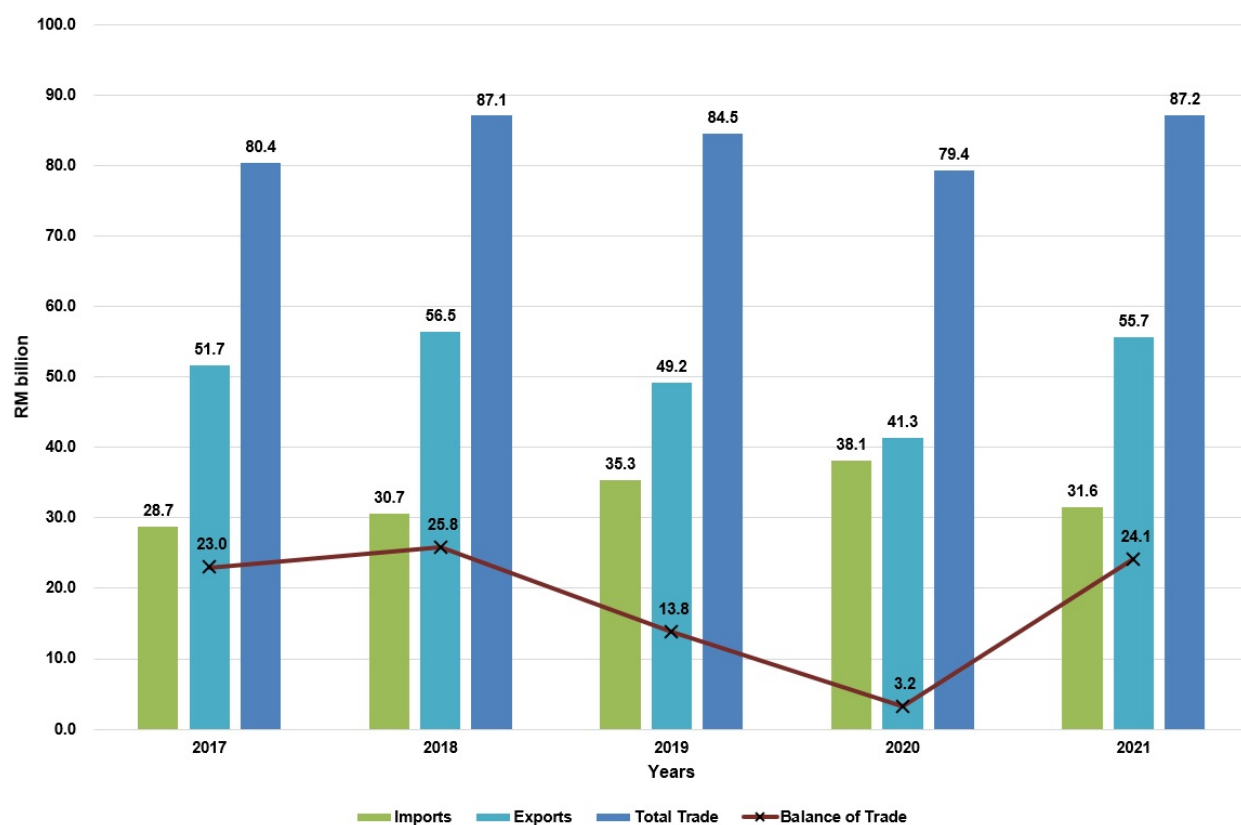
FIGURE 1: SABAH EXTERNAL TRADE STATISTICS, 2021



TRADE

Sabah's total trade valued at RM87.2 billion in 2021, rose by RM7.8 billion or 9.8 per cent, as compared to the preceding year. The trade surplus increased 642.2 per cent or RM20.8 billion of RM24.1 billion in year 2021.

CHART 1: SABAH EXPORTS, IMPORTS, TOTAL TRADE AND BALANCE OF TRADE, 2017 - 2021



EXPORTS

Sabah's Exports rose 34.7 per cent in 2021 to RM55.7 billion (2020:RM41.3 billion). The rise was driven by crude petroleum products, which represented 34.2 per cent share of the total exports increased RM3.8 billion (+24.6%) to RM19.1 billion.

At the same time, the higher exports was also recorded in the following major products:

- *Palm oil accounted for 31.1 per cent share of the total exports, grew of 34.4 per cent (+RM4.4 billion) to RM17.3 billion;*
- *Palm kernel oil, which accounted for 5.3 per cent share of total exports, grew RM1.1 billion (+63.7 %) to RM2.9 billion;*
- *Methanol contributed 4.5 per cent share of the total exports, increasing RM1.0 billion (+67.0%) to RM2.5 billion; and*
- *Fertilizers manufactured, which contributed 3.7 per cent share of total exports, rose by RM1.0 billion (+87.7%) to RM2.1 billion.*

The top five exports of Sabah commodities are as shown in Figure 2.

FIGURE 2 : SABAH TOP 5 EXPORTS COMMODITIES 2021



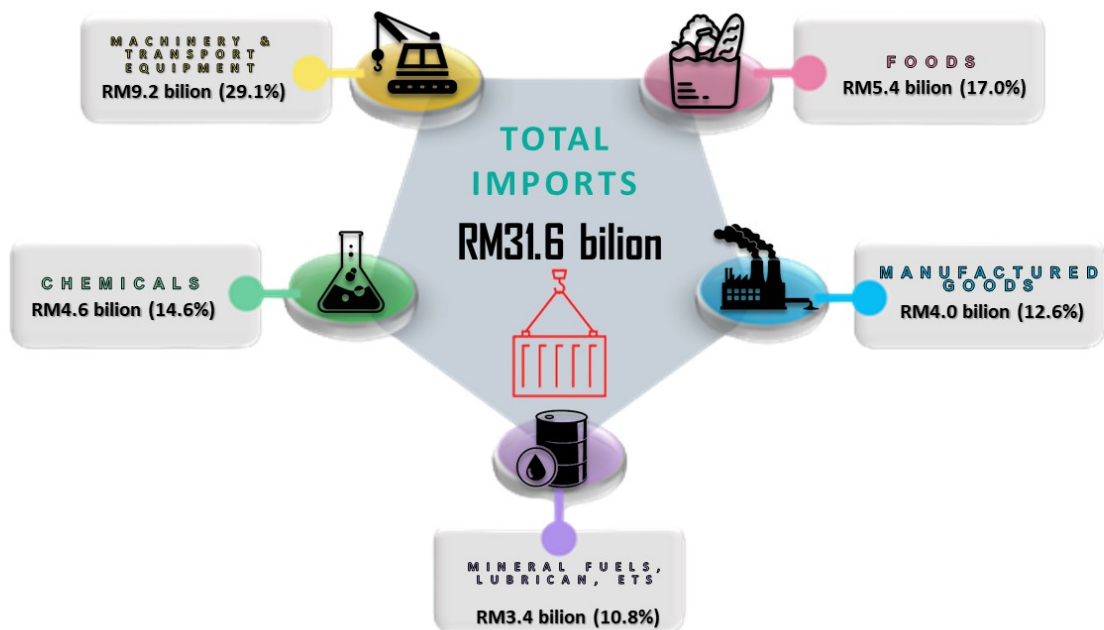
IMPORTS

Sabah's imports in 2021 amounted to RM31.6 billion, registering a decrease of 17.1 per cent or RM6.5 billion from RM38.1 billion a year ago. The main products that cause to the decline of imports was Machinery & Transport Equipment, which accounted 29.1 per cent of total imports, contracted 50.2 per cent (-RM9.2 billion) from RM18.4 billion to RM9.2 billion

However, the Food section accounted for 17.0 per cent of total imports increased 9.3 per cent or RM455 million. This followed by chemicals increased RM1.3 billion (+38.4%), Manufactured goods rose by RM498 million (+14.3%) and mineral fuels, lubricants and others increased RM309 million (+9.9%).

The percentage shares and values of Sabah imports are as shown in Figure 3.

FIGURE 3 : SABAH TOP 5 IMPORTS BY PRODUCT SECTIONS 2021

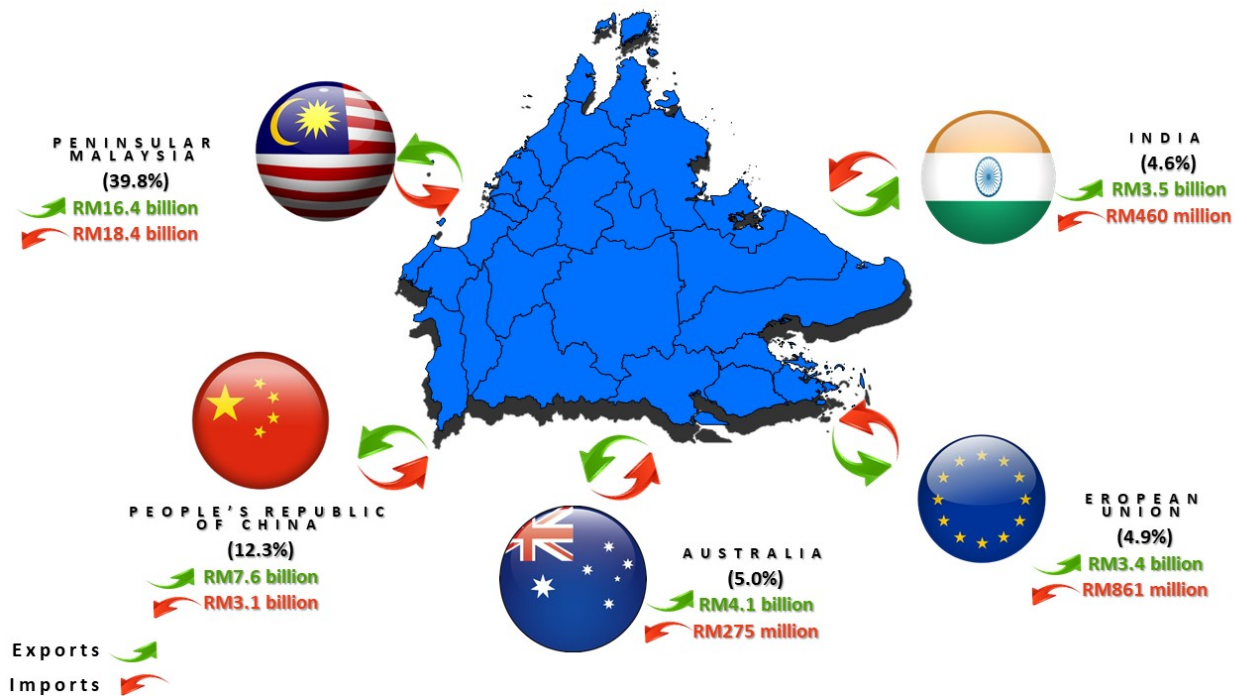


MAJOR TRADING PARTNERS

Peninsular Malaysia was the leading trading partner, which contributed 39.8 per cent of Sabah's total trade. This followed by People's Republic of China (12.3%), Australia (5.0%), European Union countries (4.7%) and India (4.9%). These five trading partners comprised 66.5 per cent of Sabah total trade in 2021.

Top 5 major Sabah trading partners 2021 are as shown in Figure 4.

FIGURE 4: TOP 5 SABAH MAJOR TRADING PARTNERS 2021



BAHAGIAN II
PART II

JADUAL – JADUAL RINGKASAN
SUMMARY TABLES

SABAH

JADUAL 1 : EKSPORT, EKSPORT DOMESTIK, IMPORT, JUMLAH DAGANGAN DAN IMBANGAN DAGANGAN (RM'000)*TABLE 1 : EXPORTS, DOMESTIC EXPORTS, IMPORTS, TOTAL TRADE AND BALANCE OF TRADE (RM'000)*

Tempoh	Eksport	Eksport Domestik	Import	Jumlah Dagangan	Imbangan Dagangan
<i>Period</i>	<i>Exports</i>	<i>Domestic Exports</i>	<i>Imports</i>	<i>Total Trade</i>	<i>Balance of Trade</i>
2012	47,684,774	43,622,074	37,427,114	85,111,888	10,257,661
2013	45,307,773	40,678,512	36,759,408	82,067,181	8,548,365
2014	47,406,467	42,583,097	35,460,532	82,866,999	11,945,934
2015	40,837,511	37,334,912	30,242,349	71,079,860	10,595,161
2016	41,379,382	38,590,935	28,942,690	70,322,072	12,436,691
2017	51,707,414	48,430,152	28,714,724	80,422,138	22,992,690
2018	56,466,140	53,474,214	30,658,565	87,124,704	25,807,575
2019	49,192,094	46,045,567	35,342,494	84,534,588	13,849,599
2020	41,336,571	38,900,971	38,090,126	79,426,697	3,246,446
2021	55,664,568	53,379,425	31,570,250	87,234,817	24,094,318

S A B A H

JADUAL 2 : IMPORT & EKSPORT MENGIKUT SEKSYEN BARANGAN (RM'000)
 TABLE 2 : IMPORTS & EXPORTS BY COMMODITY SECTIONS (RM'000)

SEKSYEN BARANGAN COMMODITY SECTIONS	IMPORT / IMPORTS CIF				EKSPORT / EXPORTS FOB			
	DIS		JAN - DIS		DIS		JAN - DIS	
	2020	2021	2020	2021	2020	2021	2020	2021
0 MAKANAN FOOD	484,328	476,859	4,899,933	5,354,995	156,019	108,352	1,559,874	1,396,831
1 MINUMAN DAN TEMBAKAU BEVERAGES AND TOBACCO	70,326	87,454	840,646	823,729	1,238	444	41,206	9,301
2 BAHAN-BAHAN MENTAH TIDAK BOLEH DIMAKAN CRUDE MATERIALS, INEDIBLE	91,665	93,373	1,048,954	1,047,674	74,483	95,118	707,964	946,635
3 BAHAN API GALIAN, PELINCIR, DLL. MINERAL FUELS, LUBRICANTS, ETC.	224,443	334,718	3,112,248	3,421,538	1,310,156	2,745,944	16,770,924	23,262,973
4 MINYAK DAN LEMAK BINATANG DAN SAYUR-SAYURAN ANIMAL AND VEGETABLE OILS AND FATS	98,935	31,408	530,470	403,284	1,861,951	3,284,632	14,737,996	20,288,224
5 BAHAN KIMIA CHEMICALS	241,986	533,020	3,325,670	4,602,181	435,146	670,885	3,893,824	6,085,357
6 BARANG-BARANG KELUARAN KILANG MANUFACTURED GOODS	314,267	408,186	3,481,755	3,979,640	181,081	304,245	2,076,623	2,130,497
7 JENTERA & KELENGKAPAN PENGANGKUTAN MACHINERY & TRANSPORT EQUIPMENT	843,277	997,851	18,429,279	9,186,429	92,750	110,187	1,198,376	1,209,916
8 PELBAGAI BARANG KELUARAN KILANG MISCELLANEOUS MANUFACTURED ARTICLES	245,537	268,118	2,322,874	2,637,141	21,930	31,360	302,546	304,809
9 PELBAGAI URUS NIAGA DAN BARANGAN MISCELLANEOUS TRANSACTIONS AND COMMODITIES	8,580	7,741	98,296	113,639	2,369	2,698	47,239	30,024
JUMLAH TOTAL	2,623,343	3,238,728	38,090,126	31,570,250	4,137,124	7,353,864	41,336,571	55,664,568

JADUAL 3 : IMPORT & EKSPORT MENGIKUT BAHAGIAN BARANGAN (RM'000)
 TABLE 3 : IMPORTS & EXPORTS BY COMMODITY DIVISIONS (RM'000)

BAHAGIAN BARANGAN COMMODITY DIVISIONS	IMPORT / IMPORTS CIF				EKSPORT / EXPORTS FOB			
	DIS		JAN - DIS		DIS		JAN - DIS	
	2020	2021	2020	2021	2020	2021	2020	2021
00 BINATANG HIDUP <i>LIVE ANIMALS</i>	1,278	917	10,647	17,908	213	187	1,791	1,530
01 DAGING DAN SEDIAAN DAGING <i>MEAT AND MEAT PREPARATIONS</i>	28,935	22,833	375,524	380,160	229	367	14,928	2,471
02 HASIL TENUSU DAN TELUR BURUNG <i>DAIRY PRODUCTS AND BIRDS' EGGS</i>	38,849	30,572	374,335	368,705	1,956	717	24,818	16,676
03 IKAN, KRUSTASEA, MOLUSKA DAN SEDIAANNYA <i>FISH, CRUSTACEANS AND MOLLUSCS, AND PREPARATIONS THEREOF</i>	14,296	19,664	156,361	172,464	82,878	52,200	794,279	678,361
04 BIJIRIN DAN SEDIAAN BIJIRIN <i>CEREALS AND CEREAL PREPARATIONS</i>	142,155	160,278	1,371,635	1,595,675	3,524	4,728	50,091	51,766
05 SAYUR-SAYURAN DAN BUAH-BUAHAN <i>VEGETABLES AND FRUITS</i>	49,815	53,202	486,320	565,558	6,798	3,841	69,217	53,760
06 GULA, SEDIAAN GULA DAN MADU <i>SUGARS, SUGAR PREPARATIONS AND HONEY</i>	23,499	17,891	248,458	239,810	105	274	6,751	3,534
07 KOPI, TEH, KOKO, REMPAH-REMPAH, DAN KELUARANNYA <i>COFFEE, TEA, COCOA, SPICES, AND MANUFACTURES THEREOF</i>	28,791	34,226	338,852	358,576	2,927	2,879	26,282	28,167
08 BAHAN MAKANAN UNTUK BINATANG (TIDAK TERMASUK YANG BELUM DIKILANG) <i>FEEDING STUFF FOR ANIMALS (NOT INCLUDING UNMILLED CEREALS)</i>	51,578	40,407	442,871	500,428	43,875	33,698	436,376	401,075
09 PELBAGAI KELUARAN BOLEH DIMAKAN DAN MAKANAN YANG DISEDIAKAN <i>MISCELLANEOUS EDIBLE PRODUCTS AND PREPARATIONS</i>	105,132	96,868	1,094,930	1,155,709	13,513	9,460	135,341	159,492
11 MINUMAN <i>BEVERAGES</i>	55,082	78,433	697,135	728,473	1,238	444	40,620	8,642
12 TEMBAKAU DAN PERKILANGANNYA <i>TOBACCO AND TOBACCO MANUFACTURES THEREOF</i>	15,245	9,020	143,511	95,256	-	-	586	659
21 KULIT KERING, KULIT, TIDAK DIBERSIHKAN <i>HIDES, SKINS AND FURSKINS, RAW</i>	-	-	-	-	-	-	1,051	1,633
22 BIJI MINYAK DAN BUAH-BUAHAN YANG MENGANDUNGI MINYAK <i>OIL SEEDS AND OLEAGINOUS FRUITS</i>	11,443	4,044	92,720	83,221	461	1,621	2,894	6,165
23 GETAH MENTAH (TERMASUK SINTETIK DAN RECLAIMED) <i>CRUDE RUBBER (INCLUDING SYNTHETIC AND RECLAIMED)</i>	5	46	354	251	23,992	31,305	192,288	310,078
24 GABUS DAN KAYU <i>CORK AND WOOD</i>	1,333	1,705	21,397	15,523	16,127	32,651	201,087	294,409
25 PULPA DAN REJA KERTAS <i>PULP AND WASTE PAPER</i>	23	2	142	188	991	2,142	10,635	13,818
26 GENTIAN TEKSTIL (SELAIN DRP BULU BINATANG) DAN REJA TEKSTIL (TIDAK DIKELUARKAN DALAM BENTUK BENANG / TENUNAN) <i>TEXTILE FIBRES (OTHER THAN WOOL TOPS) AND THEIR WASTES (NOT MANUFACTURED INTO YARN OR FABRICS)</i>	5,666	3,920	40,504	63,192	649	2,135	13,801	13,364

JADUAL 3 (SAMB.) : IMPORT & EKSPORT MENGIKUT BAHAGIAN BARANGAN (RM'000)
 TABLE 3 (CONT'D) : IMPORTS & EXPORTS BY COMMODITY DIVISIONS (RM'000)

BAHAGIAN BARANGAN COMMODITY DIVISIONS	IMPORT / IMPORTS CIF				EKSPORT / EXPORTS FOB			
	DIS		JAN - DIS		DIS		JAN - DIS	
	2020	2021	2020	2021	2020	2021	2020	2021
27 BAJA MENTAH DAN GALIAN MENTAH (TIDAK TERMASUK ARANG BATU, PETROLEUM DAN BATU PERMATA) <i>CRUDE FERTILIZERS AND CRUDE MINERALS (EXCLUDING COAL, PETROLEUM AND PRECIOUS STONES)</i>	11,417	7,453	140,392	207,422	3,150	5,769	65,794	69,442
28 BIJIH LOGAM DAN SERPIHAN LOGAM <i>METALLIFEROUS ORES AND METAL SCRAP</i>	59,854	73,258	721,565	642,321	17,094	14,198	153,488	189,563
29 BAHAN BINATANG DAN SAYURAN MENTAH, TSTL <i>CRUDE ANIMAL AND VEGETABLE MATERIALS, N.E.S.</i>	1,923	2,946	31,881	35,555	12,019	5,296	66,925	48,161
32 ARANG BATU, ARANG KOK DAN BRIKUET <i>COAL, COKE AND BRIQUETTES</i>	82	151	4,602	3,391	-	-	-	15
33 PETROLEUM, KELUARAN PETROLEUM DAN BAHAN YANG BERKAITAN <i>PETROLEUM, PETROLEUM PRODUCTS AND RELATED MATERIALS</i>	206,810	283,973	2,895,096	3,026,130	1,204,954	2,043,150	15,971,673	20,241,029
34 GAS, ASLI DAN BUATAN <i>GAS, NATURAL AND MANUFACTURED</i>	17,551	50,593	212,550	392,017	105,203	702,794	799,251	3,021,928
41 MINYAK DAN LEMAK BINATANG <i>ANIMAL OILS AND FATS</i>	11	4	132	164	-	-	464	68
42 MINYAK DAN LEMAK SAYURAN, MENTAH DAN BERTAPIS <i>FIXED VEGETABLE OILS AND FATS, CRUDE, REFINED OR FRACTIONATED</i>	98,884	31,049	529,936	389,560	1,681,784	3,008,660	12,844,415	17,991,978
43 MINYAK DAN LEMAK BINATANG ATAU SAYURAN, DIPROSES, DAN WAX BINATANG ATAU SAYURAN <i>ANIMAL OR VEGETABLE OILS AND FATS, PROCESSED, AND WAXES OF ANIMAL OR VEGETABLE ORIGIN</i>	41	355	401	13,561	180,168	275,971	1,893,118	2,296,178
51 BAHAN KIMIA ORGANIK <i>ORGANIC CHEMICALS</i>	7,240	43,587	122,918	150,882	282,358	341,613	2,202,685	3,634,326
52 BAHAN KIMIA TAK ORGANIK <i>INORGANIC CHEMICALS</i>	14,882	25,522	222,113	280,749	6,960	18,831	177,357	171,371
53 BAHAN-BAHAN PENCELUPAN, PENYAMAKAN DAN PEWARNAAN <i>DYEING, TANNING AND COLOURING MATERIALS</i>	13,521	12,521	136,772	166,488	310	179	8,610	5,764
54 KELUARAN UBAT DAN FARMASEUTIK <i>MEDICINAL AND PHARMACEUTICAL PRODUCTS</i>	25,996	52,309	401,095	859,823	2,034	230	18,908	28,727
55 MINYAK PATI, RESINOID DAN MINYAK WANGI, SEDIAAN TANDAS, PENGGILAPAN DAN PEMBERSIHAN <i>ESSENTIAL OILS AND RESINOIDS AND PERFUME MATERIALS; TOILET, POLISHING AND CLEANSING PREPARATIONS</i>	71,452	76,962	763,600	847,285	1,799	3,131	23,370	39,042
56 BAJA YANG DIKILANGKAN <i>FERTILIZERS, MANUFACTURED</i>	33,428	244,403	680,394	1,324,829	124,896	296,721	1,097,473	2,059,506
57 BAHAN PLASTIK DALAM BENTUK UTAMA <i>PLASTICS IN PRIMARY FORMS</i>	13,283	21,209	160,078	223,747	1,958	3,483	37,480	39,005
58 BAHAN PLASTIK BUKAN DALAM BENTUK UTAMA <i>PLASTICS IN NON-PRIMARY FORMS</i>	15,693	13,040	129,439	136,102	429	1,314	5,878	6,497
59 KELUARAN DAN BAHAN KIMIA, TSTL <i>CHEMICAL MATERIALS AND PRODUCTS, N.E.S.</i>	46,491	43,467	709,262	612,274	14,403	5,382	322,062	101,117

JADUAL 3 (SAMB.) : IMPORT & EKSPORT MENGIKUT BAHAGIAN BARANGAN (RM'000)
 TABLE 3 (CONT'D) : IMPORTS & EXPORTS BY COMMODITY DIVISIONS (RM'000)

BAHAGIAN BARANGAN COMMODITY DIVISIONS	IMPORT / IMPORTS CIF				EKSPORT / EXPORTS FOB			
	DIS		JAN - DIS		DIS		JAN - DIS	
	2020	2021	2020	2021	2020	2021	2020	2021
61 KULIT, KELUARAN KULIT, TSTL DAN PAKAIAN DRP. KULIT BINATANG <i>LEATHER, LEATHER MANUFACTURES, N.E.S. AND DRESSED FURSKINS</i>	4	13	490	438	-	-	35	40
62 PERKILANGAN GETAH, TSTL <i>RUBBER MANUFACTURES, N.E.S.</i>	37,682	48,246	352,556	388,125	1,830	1,059	23,319	34,706
63 PERKILANGAN GABUS DAN KAYU (TIDAK TERMASUK PERABOT) <i>CORK AND WOOD MANUFACTURES (EXCLUDING FURNITURE)</i>	4,719	11,873	96,289	105,702	52,312	120,536	569,059	881,682
64 KERTAS, PAPAN KERTAS, BARANGAN DARIPADA KERTAS PALPA, KERTAS ATAU PAPAN KERTAS <i>PAPER, PAPERBOARD, AND ARTICLES OF PAPER PULP, OF PAPER OR PAPERBOARD</i>	41,205	46,956	443,737	473,796	959	1,621	8,844	12,785
65 BENANG TEKSTIL, TENUNAN, TSTL, DAN BARANGAN BERKAITAN <i>TEXTILE YARN, FABRICS, MADE-UP ARICLES, N.E.S. AND RELATED PRODUCTS</i>	18,343	19,293	253,142	209,652	627	806	7,150	8,897
66 PERKILANGAN GALIAN BUKAN LOGAM, TSTL <i>NON-METALLIC MINERAL MANUFACTURES N.E.S.</i>	57,115	75,814	470,448	597,042	1,102	806	14,653	15,837
67 BESI DAN KELULI <i>IRON AND STEEL</i>	78,394	126,887	1,100,440	1,373,457	113,332	165,209	1,239,431	1,043,749
68 LOGAM BUKAN BESI <i>NON-FERROUS METALS</i>	12,028	5,300	57,002	52,703	363	1,153	5,545	8,948
69 PERKILANGAN LOGAM, TSTL <i>MANUFACTURES OF METAL, N.E.S.</i>	64,777	73,805	707,652	778,725	10,556	13,054	208,585	123,854
71 JENTERA DAN KELENGKAPAN PENJANAAN KUASA <i>POWER GENERATING MACHINERY AND EQUIPMENT</i>	14,769	21,717	318,689	245,135	6,802	3,465	56,611	56,066
72 JENTERA KHUSUS BAGI PERUSAHAAN TERTENTU <i>MACHINERY SPECIALIZED FOR PARTICULAR INDUSTRIES</i>	85,401	86,584	1,096,525	1,051,861	26,024	24,861	430,977	346,268
73 JENTERA KERJA LOGAM <i>METALWORKING MACHINERY</i>	7,071	16,426	58,594	88,299	621	1,142	8,094	15,166
74 JENTERA DAN KELENGKAPAN PERUSAHAAN AM, TSTL DAN ALAT GANTI, TSTL <i>GENERAL INDUSTRIAL MACHINERY AND EQUIPMENT, N.E.S. AND MACHINE PARTS, N.E.S.</i>	125,990	125,331	1,567,457	1,417,246	17,621	16,591	252,482	288,327
75 MESIN PEJABAT DAN KELENGKAPAN PEMROSESAN DATA AUTOMATIK <i>OFFICE MACHINES AND AUTOMATIC DATA PROCESSING EQUIPMENT</i>	17,140	19,869	192,191	285,123	1,394	898	20,851	13,436
76 PERKAKAS DAN KELENGKAPAN TELEKOMU- NIKASI DAN RAKAMAN SUARA DAN PENGHASILAN SEMULA <i>TELECOMMUNICATIONS AND SOUND RECORDING AND REPRODUCING APPARATUS AND EQUIPMENT</i>	81,877	67,240	654,731	851,520	634	3,561	26,629	19,047
77 JENTERA, RADAS DAN PERKAKAS ELEKTRIK, TSTL DAN ALAT GANTI <i>ELECTRICAL MACHINERY, APPARATUS AND APPLIANCES, N.E.S. AND ELECTRICAL PARTS THEREOF</i>	110,280	105,620	1,123,066	1,145,607	7,710	7,809	121,181	84,032

JADUAL 3 (SAMB.) : IMPORT & EKSPORT MENGIKUT BAHAGIAN BARANGAN (RM'000)
 TABLE 3 (CONT'D) : IMPORTS & EXPORTS BY COMMODITY DIVISIONS (RM'000)

BAHAGIAN BARANGAN COMMODITY DIVISIONS	IMPORT / IMPORTS CIF				EKSPORT / EXPORTS FOB			
	DIS		JAN - DIS		DIS		JAN - DIS	
	2020	2021	2020	2021	2020	2021	2020	2021
78 KENDERAAN JALAN RAYA (TERMASUK KENDERAAN KUSYEN-UDARA) <i>ROAD VEHICLES (INCLUDING AIR - CUSHION VEHICLES)</i>	394,322	550,544	3,245,536	4,022,681	27,792	48,522	238,102	361,109
79 KELENGKAPAN PENGANGKUTAN YANG LAIN <i>OTHERS TRANSPORT EQUIPMENT</i>	6,426	4,520	10,172,491	78,958	4,152	3,338	43,449	26,465
81 BANGUNAN PASANG SIAP, LEKAPAN DAN PASANGAN, KEBERSIHAN, PENCAHAYAAN, PEMANASAN DAN KERJA PAIP, TSTL <i>PREFABRICATED BUILDINGS, SANITARY, PLUMBING, HEATING AND LIGHTING FIXTURES AND FITTINGS, N.E.S.</i>	5,570	7,186	76,912	77,709	534	298	10,072	8,308
82 PERABOT DAN ALAT GANTI <i>FURNITURE AND PARTS THEREOF</i>	29,227	30,345	253,028	292,759	698	1,468	11,198	11,059
83 BARANG-BARANG PERJALANAN, TAS TANGAN DAN SEUMPAMANYA <i>TRAVEL GOODS, HANDBAGS AND SIMILAR CONTAINERS</i>	4,292	6,115	38,251	44,854	144	18	1,738	802
84 PAKAIAN DAN SEGALA KELENGKAPAN PAKAIAN <i>ARTICLES OF APPAREL AND CLOTHING ACCESSORIES</i>	40,942	55,919	425,165	443,529	3,484	2,734	15,716	15,502
85 KASUT <i>FOOTWEAR</i>	10,899	12,483	102,821	101,325	485	200	2,340	3,057
87 ALAT DAN RADAS SAINTIFIK, PROFESIONAL DAN KAWALAN, TSTL <i>PROFESSIONAL, SCIENTIFIC AND CONTROLLING INSTRUMENTS AND APPARATUS, N.E.S.</i>	38,569	37,222	469,840	456,782	12,168	21,689	206,539	210,919
88 PERKAKAS SENI FOTO, PERALATAN DAN BEKALAN BARANG OPTIK, TSTL, JAM TANGAN DAN JAM DINDING <i>PHOTOGRAPHIC APPARATUS, EQUIPMENT AND SUPPLIED AND OPTICAL GOODS, N.E.S., WATCHES AND CLOCKS</i>	4,297	7,946	36,617	50,431	139	79	2,270	2,463
89 PELBAGAI BARANG KELUARAN KILANG, TSTL <i>MISCELLANEOUS MANUFACTURED ARTICLES, N.E.S.</i>	111,741	110,902	920,242	1,169,751	4,278	4,873	52,673	52,700
93 URUS NIAGA DAN BARANGAN KHAS <i>SPECIAL TRANSACTIONS AND COMMODITIES</i>	7,787	7,023	88,990	99,836	2,369	2,698	47,239	30,024
96 DUIT SYILING BELUM DIEDARKAN, BUKAN EMAS <i>COIN, EXCEPT GOLD COIN, UNISSUED</i>	307	6	8,820	13,090	-	-	-	-
97 EMAS, BUKAN BENTUK WANG <i>GOLD, NON-MONETARY</i>	486	712	486	712	-	-	-	-
JUMLAH TOTAL	2,623,343	3,238,728	38,090,126	31,570,250	4,137,124	7,353,864	41,336,571	55,664,568

S A B A H

JADUAL 4 : IMPORT & EKSPORT MENGIKUT NEGARA ASAL & YANG DITUJU (RM'000)
 TABLE 4 : IMPORTS & EXPORTS BY COUNTRY OF ORIGIN & DESTINATION (RM'000)

KETERANGAN NEGARA COUNTRY DESCRIPTION	IMPORT / IMPORTS CIF				EKSPORT / EXPORTS FOB			
	DIS		JAN - DIS		DIS		JAN - DIS	
	2020	2021	2020	2021	2020	2021	2020	2021
AFRIKA UTARA NORTH AFRICA	4,033	1,388	47,327	80,788	13,639	60,751	25,267	138,887
ALGERIA	-	-	14	-	-	-	118	25,197
EGYPT	4,026	1,377	46,451	80,015	82	60,751	3,681	111,662
LIBYAN ARAB JAMAHIRIYA	-	-	-	-	-	-	-	7
MOROCCO	7	10	171	44	13,558	-	13,558	-
SOUTH SUDAN	-	-	-	-	-	-	-	2
SUDAN	-	-	-	-	-	-	7,366	1,900
TUNISIA	-	1	691	729	-	-	544	118
NEGARA-NEGARA LAIN DI AFRIKA OTHER AFRICA	1,223	1,928	28,208	27,035	91,860	633,067	556,789	1,083,159
ANGOLA	-	-	379	5	22	*	352	217
BURKINA FASO	-	-	-	-	-	-	-	-
CAMEROON	180	-	180	176	-	-	*	-
CONGO, THE DEM. REP. OF	-	-	-	-	-	-	25,334	-
COTE D'IVOIRE	-	-	*	-	-	-	185	11
ESWATINI	-	-	1	-	-	-	-	-
ETHIOPIA	*	1	*	4	-	-	-	-
GHANA	-	-	30	5	8	42,425	129,181	210,129
KENYA	3	-	36	28	56,035	528,745	133,938	705,591
LIBERIA	-	-	1	-	-	-	55	-
MADAGASCAR	-	-	1	4	-	-	-	-
MALAWI	-	11	*	12	-	-	-	-
MALI	-	-	-	-	-	-	-	-
MAURITIUS	*	1	5	36	249	194	7,974	4,853
MOZAMBIQUE	-	-	-	-	-	-	37,461	-
NIGER	-	-	-	-	-	-	-	-
NIGERIA	-	3	6	66	-	15,378	77,175	43,602
RWANDA	-	-	-	-	-	-	-	1
SEYCHELLES	-	-	1	-	22	*	119	397
SIERRA LEONE	-	-	-	-	-	-	3,455	-
SOMALIA	-	-	-	-	-	-	-	-
SOUTH AFRICA, REPUBLIC OF	947	1,911	24,124	26,060	120	2,415	88,563	39,653
TANZANIA, UNITED REP. OF	2	-	4	-	93	-	280	836
TOGO	-	-	-	-	35,310	21,514	35,310	49,471
UGANDA	-	-	10	202	-	-	-	3
ZAMBIA	-	-	-	*	-	-	-	-
ZIMBABWE	-	-	189	*	-	-	-	-
NEGARA - NEGARA LAIN OTHER COUNTRIES	90	1	3,241	437	-	22,395	17,406	28,395

S A B A H

JADUAL 4 (SAMB.) : IMPORT & EKSPORT MENGIKUT NEGARA ASAL & YANG DITUJUI (RM'000)
 TABLE 4 (CONT'D) : IMPORTS & EXPORTS BY COUNTRY OF ORIGIN & DESTINATION (RM'000)

KETERANGAN NEGARA COUNTRY DESCRIPTION	IMPORT / IMPORTS CIF				EKSPORT / EXPORTS FOB			
	DIS		JAN - DIS		DIS		JAN - DIS	
	2020	2021	2020	2021	2020	2021	2020	2021
AMERIKA TENGAH & SELATAN CENTRAL & SOUTH AMERICA	69,756	80,478	505,136	914,506	11,185	40,062	172,442	382,989
ARGENTINA	67,912	79,046	451,289	498,975	1,270	2,877	7,677	16,992
BOLIVIA	698	-	2,360	3,618	-	-	33	8
BRAZIL	560	452	30,086	381,013	4,689	15,449	12,332	54,186
CHILE	120	159	3,535	6,515	-	19,569	89,605	114,666
COLOMBIA	*	-	262	38	6	-	156	39,552
COSTA RICA	*	-	30	38	-	-	5	1,280
CUBA	32	-	207	37	-	-	-	-
DOMINICAN REPUBLIC	-	8	56	43	-	-	-	-
ECUADOR	7	-	32	82	33	-	41	12
GUATEMALA	2	1	403	117	-	-	-	-
HAITI	-	-	-	-	-	-	-	-
JAMAICA	-	-	32	7	-	-	-	-
MEXICO	364	807	16,115	12,820	4,828	1,637	60,634	154,913
NETHERLANDS ANTILLES	-	-	-	-	-	-	-	-
PANAMA	-	4	12	22	-	-	-	-
PARAGUAY	57	-	57	1	-	-	-	-
PERU	-	*	335	10,698	-	-	-	-
URUGUAY	-	-	1	184	-	-	-	-
VENEZUELA	-	*	111	5	-	-	712	-
NEGARA - NEGARA LAIN OTHER COUNTRIES	5	*	212	292	359	530	1,249	1,379
AMERIKA UTARA NORTH AMERICA	69,647	81,240	1,355,617	1,095,281	72,692	131,532	1,483,844	1,139,850
CANADA	6,632	30,320	264,694	309,227	1,138	903	9,009	12,602
UNITED STATES OF AMERICA	63,015	50,921	1,090,923	786,053	71,554	130,629	1,474,834	1,127,248
NEGARA - NEGARA LAIN OTHER COUNTRIES	-	-	-	-	-	-	-	-
ASIA BARAT WEST ASIA	63,367	152,850	819,383	465,289	5,724	5,936	152,395	45,224
BAHRAIN	-	-	123	115,372	-	-	551	133
IRAN, ISLAMIC REP. OF	21	10	2,802	1,413	-	-	23	1
IRAQ	-	-	636	-	520	706	69,168	4,212
JORDAN	-	76,600	59,836	148,673	-	778	3,171	4,253
KUWAIT	-	-	213	26	634	2	2,528	1,272
LEBANON	-	-	2	-	-	-	638	1,012
OMAN	59,688	73,373	716,190	151,862	292	-	5,004	4,815
QATAR	4	-	68	34	16	*	4,472	2,177
SAUDI ARABIA	715	956	10,020	7,716	564	574	43,863	16,996
SYRIAN ARAB REPUBLIC	-	-	-	-	-	-	269	-
UNITED ARAB EMIRATES	2,939	1,912	29,493	40,194	3,698	3,876	22,708	10,354
YEMEN, REPUBLIC OF	-	-	1	-	-	-	-	-
NEGARA - NEGARA LAIN OTHER COUNTRIES	-	-	1	-	-	-	-	-

S A B A H

JADUAL 4 (SAMB.) : IMPORT & EKSPORT MENGIKUT NEGARA ASAL & YANG DITUJUI (RM'000)
 TABLE 4 (CONT'D) : IMPORTS & EXPORTS BY COUNTRY OF ORIGIN & DESTINATION (RM'000)

KETERANGAN NEGARA COUNTRY DESCRIPTION	IMPORT / IMPORTS CIF				EKSPORT / EXPORTS FOB			
	DIS		JAN - DIS		DIS		JAN - DIS	
	2020	2021	2020	2021	2020	2021	2020	2021
ASIA SELATAN SOUTH ASIA	38,324	24,241	360,424	516,654	558,022	540,795	3,974,679	4,406,604
AFGHANISTAN	-	-	9	*	-	-	-	-
BANGLADESH	21	8	1,106	2,433	32	2	2,106	1,905
INDIA	38,099	17,458	350,754	460,127	465,097	449,739	3,315,431	3,544,417
MALDIVES, REP. OF	-	-	-	-	1,089	2,577	14,794	12,858
NEPAL	-	1	11	1	-	-	57	58
PAKISTAN	186	6,405	5,359	50,150	91,801	88,417	641,075	846,661
SRI LANKA, REP. OF	19	369	3,185	3,942	4	60	1,216	704
NEGARA - NEGARA LAIN OTHER COUNTRIES	-	-	-	-	-	-	-	-
ASIA TENGGARA SOUTH EAST ASIA	310,613	359,498	3,858,153	3,905,100	734,457	1,054,320	7,159,422	9,250,972
BRUNEI DARUSSALAM	652	114	11,201	7,955	18,070	193,191	376,967	1,403,318
CAMBODIA	5	708	7,711	8,951	-	295	1,642	1,656
INDONESIA, REP. OF	148,914	82,292	1,101,873	1,006,886	96,523	44,741	760,959	815,730
LAO, PEOP. DEM. REP. OF	-	-	6,353	2,250	-	-	7	1
MYANMAR, REP. OF UNION	4,565	1,258	29,519	20,903	13,734	-	46,951	38,714
PHILIPPINES	6,809	8,795	105,000	92,931	207,745	289,318	2,036,082	2,773,766
SINGAPORE, REP. OF	74,839	44,017	1,311,249	1,182,868	239,656	122,569	1,471,358	1,201,856
THAILAND	48,851	120,725	604,411	898,049	81,769	270,817	1,671,097	1,929,663
VIETNAM, SOCIALIST REP. OF	25,978	101,588	680,835	684,308	76,959	133,389	794,360	1,086,269
MALAYSIA	1,660,075	2,037,302	16,385,196	18,732,638	791,024	2,112,265	12,043,250	17,501,770
PENINSULAR MALAYSIA	1,650,873	1,998,018	16,246,511	18,361,773	715,865	2,001,760	10,744,667	16,378,358
SABAH	-	-	-	682	-	-	-	-
SARAWAK	9,202	39,285	138,685	370,183	75,158	110,505	1,298,583	1,123,412
TIMUR LAUT ASIA NORTH EAST ASIA	278,497	414,382	13,174,912	4,047,450	1,055,507	1,818,166	9,508,456	13,266,616
CHINA, PEOP. REP. OF	221,414	331,768	2,169,541	3,146,214	484,362	1,069,019	5,493,325	7,574,472
HONG KONG, SAR	638	833	15,380	16,318	18,450	12,441	136,997	191,749
JAPAN	21,164	45,812	555,085	478,164	146,689	213,070	1,383,925	2,095,889
KOREA, DEM. PEOP. REP. OF	-	-	-	-	-	-	-	-
KOREA, REP. OF	9,812	24,706	10,249,012	191,613	224,601	350,726	1,643,644	1,944,361
MACAO	29	86	31	135	1	-	101	216
MONGOLIA, PEOP. REP. OF	-	-	-	-	-	-	-	*
TAIWAN	25,439	11,176	185,863	215,008	181,404	172,910	850,465	1,459,928

S A B A H

JADUAL 4 (SAMB.) : IMPORT & EKSPORT MENGIKUT NEGARA ASAL & YANG DITUJUI (RM'000)
 TABLE 4 (CONT'D) : IMPORTS & EXPORTS BY COUNTRY OF ORIGIN & DESTINATION (RM'000)

KETERANGAN NEGARA COUNTRY DESCRIPTION	IMPORT / IMPORTS CIF				EKSPORT / EXPORTS FOB			
	DIS		JAN - DIS		DIS		JAN - DIS	
	2020	2021	2020	2021	2020	2021	2020	2021
KESATUAN EROPAH EUROPEAN UNION (E.U.)	44,525	30,685	728,761	861,293	373,913	537,889	2,447,004	3,379,147
AUSTRIA	266	676	32,443	8,955	*	*	67	23
BELGIUM	1,942	672	23,802	251,326	400	1,757	2,347	7,768
BULGARIA	1	13	798	137	-	-	41,671	*
CROATIA	-	6	16	88	-	-	*	2
CYPRUS	79	30	581	291	-	15	5	15
CZECH REPUBLIC	173	92	3,016	1,662	-	-	21	3
DENMARK	4,984	4,171	54,659	46,046	132	6	1,159	450
ESTONIA	3	1	43	21	16	-	1,939	120
FINLAND	93	122	2,711	3,620	-	-	4	28
FRANCE	2,765	3,755	43,507	63,211	146	1,208	3,322	3,646
GERMANY, FED. REP. OF	13,099	6,335	222,244	180,805	*	1,420	6,038	4,990
GREECE	81	35	430	237	-	46	811	996
HUNGARY	452	643	1,916	2,438	-	-	*	*
IRELAND	1,276	1,044	16,306	14,511	-	-	6	17
ITALY	5,654	4,627	115,116	66,551	8,396	79,647	290,747	307,925
LATVIA	1	2	202	141	-	-	1	*
LITHUANIA	52	157	70,328	103,774	-	-	1	-
LUXEMBOURG	13	-	391	66	1	7	2	50
MALTA	-	20	16	157	-	-	405	*
NETHERLANDS	10,660	5,100	83,803	62,664	215,556	422,473	1,700,546	2,892,920
POLAND	737	654	15,092	15,417	6	170	685	400
PORTUGAL	29	43	477	480	-	-	4	143
ROMANIA	42	136	2,295	988	-	-	210	186
SLOVAK REPUBLIC	8	1	94	449	-	-	*	*
SLOVENIA	2	8	32	59	-	-	315	-
SPAIN	1,268	1,496	23,887	17,177	149,259	31,139	396,685	158,899
SWEDEN	846	842	14,556	20,021	*	-	14	565
NEGARA-NEGARA LAIN DI EROPAH OTHER EUROPE	40,077	31,472	421,630	334,186	64,531	7,899	332,178	309,919
ALBANIA	19	2	20	17	-	-	-	-
BOSNIA-HERZEGOVINA	-	-	-	-	-	-	-	-
GIBRALTAR	-	-	-	-	-	-	-	-
GREENLAND	-	-	-	-	-	-	-	-
ICELAND	-	-	5	3	-	-	-	-
MACEDONIA	-	1	-	2	-	-	-	-
MONACO	-	-	-	-	-	-	-	-
MONTENEGRO	-	-	14	-	-	-	-	-
NORWAY	14,593	11,358	71,633	60,823	2,540	258	14,700	12,274
SWITZERLAND	3,938	5,091	29,840	40,468	-	43	9	5,962
TURKEY	1,472	1,022	47,198	44,667	59,990	3,420	287,694	266,500
UNITED KINGDOM ^a	20,050	13,905	272,862	187,887	2,000	4,178	29,776	25,183
YUGOSLAVIA, FED. REP. OF	-	-	-	-	-	-	-	-
NEGARA-NEGARA LAIN OTHER COUNTRIES	4	94	59	318	-	-	-	-

^a Bermula 1 Februari 2020, United Kingdom bukan lagi sebahagian daripada Kesatuan Eropah.
 As of 1 February 2020, the United Kingdom is no longer part of the European Union.

S A B A H

JADUAL 4 (SAMB.) : IMPORT & EKSPORT MENGIKUT NEGARA ASAL & YANG DITUJUI (RM'000)
 TABLE 4 (CONT'D) : IMPORTS & EXPORTS BY COUNTRY OF ORIGIN & DESTINATION (RM'000)

KETERANGAN NEGARA COUNTRY DESCRIPTION	IMPORT / IMPORTS CIF				EKSPORT / EXPORTS FOB			
	DIS		JAN - DIS		DIS		JAN - DIS	
	2020	2021	2020	2021	2020	2021	2020	2021
KOMANWEL NEGARA-NEGARA MERDEKA COMMONWEALTH OF INDEPENDENT STATES	1,797	646	99,485	199,652	150	2	38,991	36,225
ARMENIA	-	-	-	-	-	-	-	-
AZERBAIJAN	-	-	21	-	-	-	3,270	5,438
BELARUS	279	-	2,223	29,065	-	-	-	*
GEORGIA	12	5	1,540	78	-	*	33,063	28,845
KAZAKHSTAN	27	-	70	18	-	-	26	13
KYRGYZSTAN	-	-	-	-	-	*	-	*
MOLDOVA, REPUBLIC OF	-	-	561	-	-	-	-	-
RUSSIAN FEDERATION	336	21	50,601	166,840	150	-	2,613	1,709
TAJKISTAN	-	-	-	-	-	-	-	-
TURKMENISTAN	-	-	2	-	-	-	-	9
UKRAINE	1,143	621	44,466	3,652	-	2	18	210
UZBEKISTAN	-	-	1	-	-	-	-	-
OCEANIA	41,409	22,617	305,894	390,379	364,419	411,180	3,441,855	4,723,205
AUSTRALIA	32,258	10,473	185,810	274,759	216,265	287,999	2,772,778	4,057,889
CHRISTMAS ISLAND	-	5,603	-	12,611	-	-	-	-
FIJI	-	-	5	*	-	-	*	-
NEW CALEDONIA	-	-	-	-	-	-	-	-
NEW ZEALAND	8,733	6,541	118,100	101,958	148,138	123,177	666,850	593,155
PAPUA NEW GUINEA	418	-	1,980	1,030	-	5	2,052	72,025
WESTERN SAMOA	-	-	-	-	-	-	-	-
NEGARA - NEGARA LAIN OTHER COUNTRIES	-	-	*	20	17	-	174	135
NEGARA-NEGARA LAIN, TSTL OTHER COUNTRIES, NES	-	-	-	-	-	-	-	1
JUMLAH TOTAL	2,623,343	3,238,728	38,090,126	31,570,250	4,137,124	7,353,864	41,336,571	55,664,568

S A B A H

JADUAL 5 : IMPORT MENGIKUT KUMPULAN NEGARA & SEKSYEN BARANGAN (RM'000)
 TABLE 5 : IMPORTS BY COUNTRY GROUPINGS & COMMODITY SECTIONS (RM'000)

JAN - DIS 2021

KETERANGAN	MAKANAN	MINUMAN & TEMBAKAU	BAHAN-BAHAN BAHAN MENTAH	BAHAN API GALIAN, PELINCIR, DLL.	MINYAK & LEMAK BINATANG DAN SAYUR-SAYURAN	BAHAN KIMIA	BARANG-BARANG KELUARAN KILANG	JENTERA & KELENGKAPAN PENGANGKUTAN	PELBAGAI BARANG KELUARAN KILANG	PELBAGAI URUSNIAGA BARANGAN	JUMLAH
DESCRIPTION	FOOD	BEV. & TOBACCO	CRUDE MATERIALS	MINERAL FUELS	ANIMALS & VEGETABLE OILS	CHEMICAL	MANUFACTURED GOODS	MACHINERY & TRANS. EQUIP.	MISC. MFD. ARTICLES	MISC. TRANS. NES	TOTAL
AFRIKA UTARA NORTH AFRICA	16,557	-	43,680	-	98	20,397	9	12	-	35	80,788
NEGARA-NEGARA LAIN DI AFRIKA OTHER AFRICA	25,482	28	113	1	-	97	387	650	180	98	27,035
AMERIKA TENGAH & SELATAN CENTRAL & SOUTH AMERICA	504,052	2,179	386,939	-	-	876	2,257	16,198	1,319	685	914,506
AMERIKA UTARA NORTH AMERICA	104,830	1,097	20,465	4,568	33	347,727	59,959	412,350	135,365	8,885	1,095,281
ASIA BARAT WEST ASIA	4,843	7	266,676	861	-	175,769	2,201	14,228	424	280	465,289
ASIA SELATAN SOUTH ASIA	381,603	11	33,466	853	-	12,748	27,337	56,009	3,681	946	516,654
ASIA TENGGARA SOUTH EAST ASIA	3,531,109	769,952	187,033	3,398,896	398,934	2,577,743	2,785,597	6,950,493	1,963,838	74,142	22,637,737
TIMUR LAUT ASIA NORTH EAST ASIA	313,563	5,433	81,918	8,987	463	849,583	1,021,608	1,352,440	395,527	17,928	4,047,450
KESATUAN EROPAH EUROPEAN UNION (E.U.)	128,263	11,749	9,078	2,528	3,499	370,266	35,008	235,821	58,565	6,516	861,293
NEGARA-NEGARA LAIN DI EROPAH OTHER EUROPE	24,130	26,069	2,194.06	378	183	28,644	39,314	134,625	75,891	2,757	334,186
KOMANWEL NEGARA-NEGARA MERDEKA COMMONWEALTH OF INDEPENDENT STATES	2,575	169	54.94	136.10	-	190,783	3,284	2,206	391	54	199,652
OCEANIA OCEANIA	317,987	7,033	16,056	4,332	75	27,547	2,680	11,397	1,959	1,312	390,379
NEGARA-NEGARA LAIN, TSTL OTHER COUNTRIES, NES	-	-	-	-	-	-	-	-	-	-	-
JUMLAH TOTAL	5,354,995	823,729	1,047,674	3,421,538	403,284	4,602,181	3,979,640	9,186,429	2,637,141	113,639	31,570,250

S A B A H

JADUAL 6 : EKSPORT MENGIKUT KUMPULAN NEGARA & SEKSYEN BARANGAN (RM'000)
 TABLE 6 : EXPORTS BY COUNTRY GROUPINGS & COMMODITY SECTIONS (RM'000)

KETERANGAN DESCRIPTION	JAN - DIS 2021										JUMLAH TOTAL
	MAKANAN FOOD	MINUMAN & TEBAKAU BEV. & TOBACCO	BAHAN- BAHAN MENTAH CRUDE MATERIALS	BAHAN API GALIAN, PELINCIR, DLL. MINERAL FUELS	MINYAK & LEMAK BINATANG DAN SAYUR- SAYURAN ANIMALS & VEGETABLE OILS	BAHAN KIMIA CHEMICAL	BARANG- BARANG KELUARAN KILANG MANUFAC- TURED GOODS	JENTERA & KELENGKA- PAN PENGANG- KUTAN MACHINERY & TRANS. EQUIP.	PELBAGAI BARANG KELUARAN KILANG MISC. MFD. ARTICLES	PELBAGAI URUSNIAGA BARANGAN MISC. TRANS. NES	
AFRIKA UTARA NORTH AFRICA	-	-	-	-	136,017	-	173	2,381	305	12	138,887
NEGARA-NEGARA LAIN DI AFRIKA OTHER AFRICA	35	-	32,908	-	1,009,442	33,136	1,084	2,304	4,177	73	1,083,159
AMERIKA TENGAH & SELATAN CENTRAL & SOUTH AMERICA	-	-	43,795	*	26,601	272,327	36,712	2,805	698	52	382,989
AMERIKA UTARA NORTH AMERICA	16,326	-	4,771	-	807,975	5,654	290,636	10,565	3,508	416	1,139,850
ASIA BARAT WEST ASIA	10,531	-	1,047	-	5,070	266	7,987	6,455	13,396	473	45,224
ASIA SELATAN SOUTH ASIA	6,624	-	13,779	1,105,461	3,143,546	108,423	18,123	7,672	2,813	164	4,406,604
ASIA TENGGARA SOUTH EAST ASIA	560,572	9,301	327,951	16,283,887	4,400,092	3,013,022	769,221	1,124,640	242,768	21,287	26,752,742
TIMUR LAUT ASIA NORTH EAST ASIA	756,209	-	473,903	2,200,548	7,707,246	1,110,986	995,222	14,289	4,764	3,450	13,266,616
KESATUAN EROPAH EUROPEAN UNION (E.U.)	83	-	22,562	-	2,774,316	565,455	4,499	6,615	3,570	2,045	3,379,147
NEGARA-NEGARA LAIN DI EROPAH OTHER EUROPE	4,294	-	18,787.87	-	249,075	5,509	3,967	15,187	12,560	541	309,919
KOMANWEL NEGARA- NEGARA MERDEKA COMMONWEALTH OF INDEPENDENT STATES	-	-	5	-	28,845	-	84	1,006	5,722	563	36,225
OCEANIA OCEANIA	42,157	-	7,125	3,673,077	-	970,582	2,789	15,998	10,529	947	4,723,205
NEGARA-NEGARA LAIN, TSTL OTHER COUNTRIES, NES	-	-	-	-	-	-	-	-	-	1	1
JUMLAH TOTAL	1,396,831	9,301	946,635	23,262,973	20,288,224	6,085,357	2,130,497	1,209,916	304,809	30,024	55,664,568

S A B A H

JADUAL 7 : IMPORT MENGIKUT NEGARA ASAL & SEKSYEN BARANGAN (RM'000)
 TABLE 7 : IMPORTS BY COUNTRY OF ORIGIN & COMMODITY SECTIONS (RM'000)

JAN - DIS 2021

KETERANGAN	MAKANAN	MINUMAN & TEBBAKAU	BAHAN- BAHAN MENTAH	BAHAN API GALIAN, PELINCIR, DLL.	MINYAK & LEMAK BINATANG DAN SAYUR- SAYURAN	BAHAN KIMIA	BARANG- BARANG KELUARAN KILANG	JENTERA & KELENGKA- PAN PENGANG- KUTAN	PELBAGAI BARANG KELUARAN KILANG	PELBAGAI URUSNIAGA BARANGAN	JUMLAH
DESCRIPTION	FOOD	BEV. & TOBACCO	CRUDE MATERIALS	MINERAL FUELS	ANIMALS & VEGETABLE OILS	CHEMICAL	MANUFAC- TURED GOODS	MACHINERY & TRANS. EQUIP.	MISC. MFD. ARTICLES	MISC. TRANS. NES	TOTAL
AFRIKA UTARA NORTH AFRICA	16,557	-	43,680	-	98	20,397	9	12	-	35	80,788
ALGERIA	-	-	-	-	-	-	-	-	-	-	-
EGYPT	15,918	-	43,680	-	-	20,397	9	7	-	4	80,015
LIBYA	-	-	-	-	-	-	-	-	-	-	-
MOROCCO	-	-	-	-	12	-	-	2	-	30	44
SOUTH SUDAN	-	-	-	-	-	-	-	-	-	-	-
SUDAN	-	-	-	-	-	-	-	-	-	-	-
TUNISIA	639	-	-	-	86	-	-	3	-	1	729
NEGARA-NEGARA LAIN DI AFRIKA OTHER AFRICA	25,482	28	113	1	-	97	387	650	180	98	27,035
ANGOLA	-	-	-	-	-	-	-	3	-	2	5
BURKINA FASO	-	-	-	-	-	-	-	-	-	-	-
CAMEROON	-	-	-	-	-	-	171	3	-	1	176
CONGO, THE DEM. REP. OF	-	-	-	-	-	-	-	-	-	-	-
COTE D'IVOIRE	-	-	-	-	-	-	-	-	-	-	-
ESWATINI	-	-	-	-	-	-	-	-	-	-	-
ETHIOPIA	4	-	-	-	-	-	-	-	-	1	4
GHANA	-	-	-	-	-	-	-	-	2	3	5
KENYA	28	-	-	-	-	-	-	-	-	-	28
LIBERIA	-	-	-	-	-	-	-	-	-	-	-
MADAGASCAR	-	-	-	-	-	-	-	-	-	4	4
MALAWI	*	-	-	-	-	-	-	11	-	1	12
MALI	-	-	-	-	-	-	-	-	-	-	-
MAURITIUS	-	-	-	-	-	-	-	28	4	5	36
MOZAMBIQUE	-	-	-	-	-	-	-	-	-	-	-
NIGER	-	-	-	-	-	-	-	-	-	-	-
NIGERIA	-	-	-	-	-	-	19	41	-	6	66
RWANDA	-	-	-	-	-	-	-	-	-	-	-
SEYCHELLES	-	-	-	-	-	-	-	-	-	-	-
SIERRA LEONE	-	-	-	-	-	-	-	-	-	-	-
SOMALIA	-	-	-	-	-	-	-	-	-	-	-
SOUTH AFRICA, REP. OF	25,092	28	113	1	-	97	103	539	32	55	26,060
TANZANIA, UNITED REP. OF	-	-	-	-	-	-	-	-	-	-	-
TOGO	-	-	-	-	-	-	-	-	-	-	-
UGANDA	202	-	-	-	-	-	-	-	-	-	202
ZAMBIA	-	-	-	-	-	-	-	-	-	*	*
ZIMBABWE	-	-	-	-	-	-	-	-	-	*	*
NEGARA - NEGARA LAIN OTHER COUNTRIES	156	-	-	-	-	-	93	24	143	21	437

S A B A H

JADUAL 7 (SAMB.) : IMPORT MENGIKUT NEGARA ASAL & SEKSYEN BARANGAN (RM'000)
 TABLE 7 (CONT'D) : IMPORTS BY COUNTRY OF ORIGIN & COMMODITY SECTIONS (RM'000)

JAN - DIS 2021

KETERANGAN	MAKANAN	MINUMAN & TEM-BAKAU	BAHAN-BAHAN MENTAH	BAHAN API GALIAN, PELINCIR, DLL.	MINYAK & LEMAK BINATANG DAN SAYUR-SAYURAN	BAHAN KIMIA	BARANG-BARANG KELUARAN KILANG	JENTERA & KELENGKAPAN PENGANGKUTAN	PELBAGAI BARANG KELUARAN KILANG	PELBAGAI URUSNIAGA BARANGAN	JUMLAH
DESCRIPTION	FOOD	BEV. & TOBACCO	CRUDE MATERIALS	MINERAL FUELS	ANIMALS & VEGETABLE OILS	CHEMICAL	MANUFACTURED GOODS	MACHINERY & TRANS. EQUIP.	MISC. MFD. ARTICLES	MISC. TRANS. NES	TOTAL
ASIA SELATAN SOUTH ASIA	381,603	11	33,466	853	-	12,748	27,337	56,009	3,681	946	516,654
AFGHANISTAN	-	-	-	-	-	-	-	-	-	*	*
BANGLADESH	1,978	11	-	-	-	-	109	214	27	94	2,433
INDIA	327,558	-	32,444	853	-	12,676	26,977	55,786	3,067	767	460,127
MALDIVES	-	-	-	-	-	-	-	-	-	-	-
NEPAL	-	-	-	-	-	-	-	-	-	1	1
PAKISTAN	48,544	-	981	-	-	-	36	9	531	49	50,150
SRI LANKA, REP. OF	3,523	-	41	-	-	72	215	-	56	35	3,942
NEGARA - NEGARA LAIN OTHER COUNTRIES	-	-	-	-	-	-	-	-	-	-	-
ASIA TENGGARA SOUTH EAST ASIA	905,234	36,946	56,576	749,691	241,588	563,399	558,381	733,122	51,262	8,901	3,905,100
BRUNEI DARUSSALAM	348	-	-	4	-	23	3,212	4,110	175	83	7,955
CAMBODIA	8,805	-	74	-	-	-	4	-	34	35	8,951
INDONESIA, REP. OF	257,308	19,484	22,229	258	241,298	155,875	155,655	144,931	9,036	812	1,006,886
LAO, PEOP. DEM. REP.	-	-	-	-	-	2,249	-	-	-	1	2,250
REP. OF UNION OF MYANMAR	20,068	11	-	147	-	4	21	6	632	14	20,903
PHILIPPINES	71,720	2,314	479	2,384	-	14,254	861	266	180	474	92,931
SINGAPORE, REP. OF	81,161	9,186	714	736,797	288	169,978	28,858	120,154	30,166	5,565	1,182,868
THAILAND	193,953	5,797	12,184	8,728	2	142,772	105,026	420,774	7,426	1,386	898,049
VIETNAM, SOC. REP. OF	271,872	155	20,895	1,373	-	78,245	264,746	42,881	3,613	530	684,308
MALAYSIA	2,625,875	733,006	130,457	2,649,205	157,346	2,014,344	2,227,216	6,217,371	1,912,576	65,241	18,732,638
PENINSULAR MALAYSIA	2,616,876	724,023	122,165	2,424,309	144,167	2,011,918	2,140,113	6,202,028	1,912,205	63,968	18,361,773
SABAH	-	-	-	-	-	256	426	-	-	-	682
SARAWAK	8,999	8,983	8,292	224,896	13,178	2,171	86,677	15,343	370	1,274	370,183
TIMUR LAUT ASIA NORTH EAST ASIA	313,563	5,433	81,918	8,987	463	849,583	1,021,608	1,352,440	395,527	17,928	4,047,450
CHINA, PEOP. REP. OF	276,749	380	45,524	4,843	420	737,901	705,463	980,912	380,925	13,098	3,146,214
HONG KONG, SAR	3,980	108	129	12	2	544	133	9,652	1,251	507	16,318
JAPAN	7,006	2,241	8,663	49	13	53,257	156,349	239,553	8,385	2,648	478,164
KOREA, DEM. PEOP. REP. OF	-	-	-	-	-	-	-	-	-	-	-
KOREA, REP. OF	10,534	2,650	24,731	4,073	-	19,006	29,762	96,618	3,497	742	191,613
MACAO	126	-	-	-	-	-	-	-	-	8	135
MONGOLIA, PEOP. REP. OF	-	-	-	-	-	-	-	-	-	-	-
TAIWAN	15,167	55	2,871	10	28	38,875	129,902	25,705	1,469	926	215,008

S A B A H

JADUAL 7 (SAMB.) : IMPORT MENGIKUT NEGARA ASAL & SEKSYEN BARANGAN (RM'000)
 TABLE 7 (CONT'D) : IMPORTS BY COUNTRY OF ORIGIN & COMMODITY SECTIONS (RM'000)

JAN - DIS 2021

KETERANGAN	MAKANAN	MINUMAN & TEMBAKAU	BAHAN-BAHAN MENTAH	BAHAN API GALIAN, PELINCIR, DLL.	MINYAK & LEMAK BINATANG DAN SAYUR-SAYURAN	BAHAN KIMIA	BARANG-BARANG KELUARAN KILANG	JENTERA & KELENGKAPAN PENGANGKUTAN	PELBAGAI BARANG KELUARAN KILANG	PELBAGAI URUSNIAGA BARANGAN	JUMLAH
DESCRIPTION	FOOD	BEV. & TOBACCO	CRUDE MATERIALS	MINERAL FUELS	ANIMALS & VEGETABLE OILS	CHEMICAL	MANUFACTURED GOODS	MACHINERY & TRANS. EQUIP.	MISC. MFD. ARTICLES	MISC. TRANS. NES	TOTAL
KESATUAN EROPAH EUROPEAN UNION (E.U.)	128,263	11,749	9,078	2,528	3,499	370,266	35,008	235,821	58,565	6,516	861,293
AUSTRIA	842	4	-	-	-	27	6,715	521	761	85	8,955
BELGIUM	6,847	116	46	398	-	241,219	1,312	1,139	146	103	251,326
BULGARIA	6	-	-	-	-	23	17	22	33	37	137
CROATIA	71	-	-	-	-	-	-	-	-	17	88
CYPRUS	277	-	-	-	-	-	-	-	-	14	291
CZECH REP.	-	-	-	-	-	84	346	1,025	64	143	1,662
DENMARK	36,486	69	10	17	-	56	388	8,130	620	271	46,046
ESTONIA	-	-	-	-	-	-	-	10	-	10	21
FINLAND	2	-	265	571	-	35	99	2,251	326	71	3,620
FRANCE	1,663	6,138	356	235	-	2,764	6,738	29,917	14,562	838	63,211
GERMANY, FED. REP. OF	5,277	921	8,040	228	-	11,609	7,811	117,038	28,180	1,703	180,805
GREECE	43	-	-	-	-	17	102	4	11	61	237
HUNGARY	200	-	-	-	-	56	1,485	550	107	40	2,438
IRELAND	9,740	3,523	-	-	-	210	143	584	279	33	14,511
ITALY	5,402	415	149	22	414	2,224	4,322	46,272	6,416	917	66,551
LATVIA	-	-	-	83	-	-	6	39	-	13	141
LITHUANIA	-	-	28	565	-	103,084	-	72	2	22	103,774
LUXEMBOURG	-	-	-	-	-	-	2	61	-	3	66
MALTA	20	-	-	-	-	-	6	129	-	3	157
NETHERLANDS	42,257	73	185	279	-	2,043	2,437	10,462	4,069	858	62,664
POLAND	10,970	8	-	-	-	1,277	127	2,802	80	154	15,417
PORTUGAL	-	80	-	-	-	88	11	21	171	108	480
ROMANIA	-	3	-	-	-	27	265	172	471	50	988
SLOVAK REP.	-	-	-	-	-	-	7	97	11	335	449
SLOVENIA	-	-	-	-	-	-	-	20	3	36	59
SPAIN	6,532	264	-	55	3,085	4,514	551	1,264	541	371	17,177
SWEDEN	1,630	135	-	75	-	911	2,118	13,219	1,714	219	20,021
NEGARA-NEGARA LAIN DI EROPAH OTHER EUROPE	24,130	26,069	2,194	378	183	28,644	39,314	134,625	75,891	2,757	334,186
ALBANIA	-	-	-	-	-	-	-	13	-	5	17
BOSNIA-HERZEGOVINA	-	-	-	-	-	-	-	-	-	-	-
GIBRALTAR	-	-	-	-	-	-	-	-	-	-	-
GREENLAND	-	-	-	-	-	-	-	-	-	-	-
ICELAND	-	3	-	-	-	-	-	-	-	-	3
MACEDONIA	-	-	-	-	-	-	-	-	-	2	2
MONACO	-	-	-	-	-	-	-	-	-	-	-
MONTENEGRO	-	-	-	-	-	-	-	-	-	-	-
NORWAY	7,390	6	-	1	-	6,710	7,236	31,797	7,274	409	60,823
SWITZERLAND	2,269	2,441	-	73	-	1,818	95	2,770	30,891	110	40,468
TURKEY	9,243	35	2,173	-	183	4,124	21,895	6,597	250	167	44,667
UNITED KINGDOM ^a	5,136	23,584	21	304	-	15,993	10,069	93,256	37,469	2,056	187,887
YUGOSLAVIA, FED REP. OF	-	-	-	-	-	-	-	-	-	-	-
NEGARA - NEGARA LAIN OTHER COUNTRIES	91	-	-	-	-	-	19	193	7	9	318

^a Bermula 1 Februari 2020, United Kingdom bukan lagi sebahagian daripada Kesatuan Eropah.

As of 1 February 2020, the United Kingdom is no longer part of the European Union.

SABAH

JADUAL 7 (SAMB.) : IMPORT MENGIKUT NEGARA ASAL & SEKSYEN BARANGAN (RM'000)
 TABLE 7 (CONT'D) : IMPORTS BY COUNTRY OF ORIGIN & COMMODITY SECTIONS (RM'000)

JAN - DIS 2021

KETERANGAN	MAKANAN MINUMAN & TEBBAKAU	BAHAN- BAHAN MENTAH	BAHAN API GALIAN, PELINCIR, DLL.	MINYAK & LEMAK BINATANG DAN SAYUR- SAYURAN	BAHAN KIMIA	BARANG- BARANG KELUARAN KILANG	JENTERA & KELENGKA- PAN PENGANG- KUTAN	PELBAGAI BARANG KELUARAN KILANG	PELBAGAI URUSNIAGA BARANGAN	JUMLAH	
DESCRIPTION	FOOD	BEV. & TOBACCO	CRUDE MATERIALS	MINERAL FUELS	ANIMALS & VEGETABLE OILS	CHEMICAL	MANUFAC- TURED GOODS	MACHINERY & TRANS. EQUIP.	MISC. MFD. ARTICLES	MISC. TRANS. NES	TOTAL
KOMANWEL NEGARA-NEGARA MERDEKA COMMONWEALTH OF INDEPENDENT STATES	2,575	169	55	136	-	190,783	3,284	2,206	391	54	199,652
ARMENIA	-	-	-	-	-	-	-	-	-	-	-
AZERBAIJAN	-	-	-	-	-	-	-	-	-	-	-
BELARUS	-	-	-	-	-	29,065	-	-	-	-	29,065
GEORGIA	-	-	-	-	-	-	14	37	12	14	78
KAZAKHSTAN	-	-	-	-	-	-	-	17	-	2	18
KYRGYZSTAN	-	-	-	-	-	-	-	-	-	-	-
MOLDOVA, REP. OF	-	-	-	-	-	-	-	-	-	-	-
RUSSIAN FEDERATION	4	169	-	136	-	161,207	3,129	1,945	216	33	166,840
TAJIKISTAN	-	-	-	-	-	-	-	-	-	-	-
TURKMENISTAN	-	-	-	-	-	-	-	-	-	-	-
UKRAINE	2,571	-	55	-	-	511	140	207	163	5	3,652
UZBEKISTAN	-	-	-	-	-	-	-	-	-	-	-
OCEANIA	317,987	7,033	16,056	4,332	75	27,547	2,680	11,397	1,959	1,312	390,379
AUSTRALIA	217,734	6,986	5,644	4,332	75	24,099	1,458	11,318	1,879	1,233	274,759
CHRISTMAS ISLAND	-	-	9,163	-	-	3,448	-	-	-	-	12,611
FIJI	-	-	-	-	-	-	-	-	-	*	*
NEW CALEDONIA	-	-	-	-	-	-	-	-	-	-	-
NEW ZEALAND	100,242	47	221	-	-	-	1,221	70	80	76	101,958
PAPUA NEW GUINEA	-	-	1,028	-	-	-	-	-	-	3	1,030
WESTERN SAMOA	-	-	-	-	-	-	-	-	-	-	-
NEGARA - NEGARA LAIN OTHER COUNTRIES	11	-	-	-	-	-	-	9	-	-	20
NEGARA-NEGARA LAIN, TSTL OTHER COUNTRIES, NES	-	-	-	-	-	-	-	-	-	-	-
JUMLAH TOTAL	5,354,995	823,729	1,047,674	3,421,538	403,284	4,602,181	3,979,640	9,186,429	2,637,141	113,639	31,570,250

S A B A H

JADUAL 8 : EKSPORT MENGIKUT NEGARA YANG DITUJUI & SEKSYEN BARANGAN (RM'000)
 TABLE 8 : EXPORTS BY COUNTRY OF DESTINATION & COMMODITY SECTIONS (RM'000)

KETERANGAN	JAN - DIS 2021										JUMLAH
	MAKANAN	MINUMAN & TEMBAKAU	BAHAN-BAHAN MENTAH	BAHAN API GALIAN, PELINCIR, DLL.	MINYAK & LEMAK BINATANG DAN SAYUR-SAYURAN	BAHAN KIMIA	BARANG-BARANG KELUARAN KILANG	JENTERA & KELENGKAPAN PENGANGKUTAN	PELBAGAI BARANG KELUARAN KILANG	PELBAGAI URUSNIAGA BARANGAN	
DESCRIPTION	FOOD	BEV. & TOBACCO	CRUDE MATERIALS	MINERAL FUELS	ANIMALS & VEGETABLE OILS	CHEMICAL	MANUFACTURED GOODS	MACHINERY & TRANS. EQUIP.	MISC. MFD. ARTICLES	MISC. TRANS. NES	TOTAL
AFRIKA UTARA NORTH AFRICA	-	-	-	-	136,017	-	173	2,381	305	12	138,887
ALGERIA	-	-	-	-	25,171	-	-	18	7	1	25,197
EGYPT	-	-	-	-	110,846	-	166	361	283	6	111,662
LIBYA	-	-	-	-	-	-	7	-	-	1	7
MOROCCO	-	-	-	-	-	-	-	-	-	-	-
SOUTH SUDAN	-	-	-	-	-	-	-	-	-	2	2
SUDAN	-	-	-	-	-	-	-	1,898	-	2	1,900
TUNISIA	-	-	-	-	-	-	-	103	15	*	118
NEGARA-NEGARA LAIN DI AFRIKA OTHER AFRICA	35	-	32,908	-	1,009,442	33,136	1,084	2,304	4,177	73	1,083,159
ANGOLA	-	-	-	-	-	2	30	116	44	25	217
BURKINA FASO	-	-	-	-	-	-	-	-	-	-	-
CAMEROON	-	-	-	-	-	-	-	-	-	-	-
CONGO, THE DEM. REP. OF	-	-	-	-	-	-	-	-	-	-	-
COTE D'IVOIRE	-	-	-	-	-	-	3	8	-	-	11
ESWATINI	-	-	-	-	-	-	-	-	-	-	-
ETHIOPIA	-	-	-	-	-	-	-	-	-	-	-
GHANA	-	-	-	-	209,830	-	-	278	15	6	210,129
KENYA	-	-	114	-	672,341	33,133	3	-	-	-	705,591
LIBERIA	-	-	-	-	-	-	-	-	-	-	-
MADAGASCAR	-	-	-	-	-	-	-	-	-	-	-
MALAWI	-	-	-	-	-	-	-	-	-	-	-
MALI	-	-	-	-	-	-	-	-	-	-	-
MAURITIUS	35	-	4,812	-	-	-	6	-	-	*	4,853
MOZAMBIQUE	-	-	-	-	-	-	-	-	-	-	-
NIGER	-	-	-	-	-	-	-	-	-	-	-
NIGERIA	-	-	595	-	42,221	-	171	440	166	9	43,602
RWANDA	-	-	-	-	-	-	-	-	-	1	1
SEYCHELLES	-	-	86	-	-	-	310	-	-	*	397
SIERRA LEONE	-	-	-	-	-	-	-	-	-	-	-
SOMALIA	-	-	-	-	-	-	-	-	-	-	-
SOUTH AFRICA, REP. OF	-	-	26,465	-	13,187	-	-	-	-	1	39,653
TANZANIA, UNITED REP. OF	-	-	836	-	-	-	-	-	-	-	836
TOGO	-	-	-	-	49,471	-	-	-	-	-	49,471
UGANDA	-	-	-	-	-	-	-	-	-	3	3
ZAMBIA	-	-	-	-	-	-	-	-	-	-	-
ZIMBABWE	-	-	-	-	-	-	-	-	-	-	-
NEGARA - NEGARA LAIN OTHER COUNTRIES	-	-	-	-	22,393	-	562	1,460	3,953	28	28,395

S A B A H

JADUAL 8 (SAMB.) : EKSPORT MENGIKUT NEGARA YANG DITUJUI & SEKSYEN BARANGAN (RM'000)
 TABLE 8 (CONT'D) : EXPORTS BY COUNTRY OF DESTINATION & COMMODITY SECTIONS (RM'000)

JAN - DIS 2021

KETERANGAN	MAKANAN	MINUMAN & TEM-BAKAU	BAHAN-BAHAN MENTAH	BAHAN API GALIAN, PELINCIR, DLL.	MINYAK & LEMAK BINATANG DAN SAYUR-SAYURAN	BAHAN KIMIA	BARANG-BARANG KELUARAN KILANG	JENTERA & KELENGKA-PAN PENGANG-KUTAN	PELBAGAI BARANG KELUARAN KILANG	PELBAGAI URUS-NIAGA BARANGAN	JUMLAH
DESCRIPTION	FOOD	BEV. & TOBACCO	CRUDE MATERIALS	MINERAL FUELS	ANIMALS & VEGETABLE OILS	CHEMICAL	MANUFAC-TURED GOODS	MACHINERY & TRANS. EQUIP.	MISC. MFD. ARTICLES	MISC. TRANS. NES	TOTAL
ASIA SELATAN SOUTH ASIA	6,624	-	13,779	1,105,461	3,143,546	108,423	18,123	7,672	2,813	164	4,406,604
AFGHANISTAN	-	-	-	-	-	-	-	-	-	-	-
BANGLADESH	-	-	-	-	-	39	89	1,108	662	8	1,905
INDIA	185	-	2,719	1,105,461	2,304,861	107,535	15,426	6,143	1,935	153	3,544,417
MALDIVES	88	-	10,060	-	-	0	2,480	12	216	1	12,858
NEPAL	57	-	-	-	-	-	-	-	-	*	58
PAKISTAN	5,896	-	698	-	838,684	849	123	409	-	1	846,661
SRI LANKA, REP. OF	397	-	303	-	-	-	4	-	-	1	704
NEGARA - NEGARA LAIN OTHER COUNTRIES	-	-	-	-	-	-	-	-	-	-	-
ASIA TENGGARA SOUTH EAST ASIA	168,495	4,109	62,421	3,121,078	3,005,941	2,221,541	319,653	245,046	93,529	9,159	9,250,972
BRUNEI DARUSSALAM	38,124	384	13,461	1,214,919	-	29,636	21,359	49,845	29,613	5,975	1,403,318
CAMBODIA	-	-	1,528	-	-	6	-	-	116	7	1,656
INDONESIA, REP. OF	5,520	255	31,592	48,699	-	570,344	131,502	16,374	11,047	397	815,730
LAO, PEOP. DEM. REP.	-	-	-	-	-	-	-	-	-	1	1
REP. OF UNION OF MYANMAR	-	-	-	-	-	38,323	164	149	-	78	38,714
PHILIPPINES	71,344	1,562	4,882	204	2,214,815	421,074	54,012	889	4,068	915	2,773,766
SINGAPORE, REP. OF	24,304	391	3,640	566,698	31,782	337,495	46,251	154,298	35,545	1,452	1,201,856
THAILAND	1,434	-	6,033	1,290,558	-	586,111	28,748	12,593	3,981	205	1,929,663
VIETNAM, SOC. REP. OF	27,768	1,516	1,286	0	759,344	238,553	37,617	10,898	9,157	129	1,086,269
NEGARA - NEGARA LAIN OTHER COUNTRIES	-	-	-	-	-	-	-	-	-	-	-
MALAYSIA	392,077	5,192	265,530	13,162,809	1,394,151	791,481	449,568	879,594	149,240	12,128	17,501,770
PENINSULAR MALAYSIA	372,217	769	190,642	13,135,099	1,360,486	521,066	154,881	531,260	105,265	6,674	16,378,358
SABAH	-	-	-	-	-	-	-	-	-	-	-
SARAWAK	19,860	4,423	74,888	27,710	33,665	270,414	294,688	348,335	43,975	5,453	1,123,412
TIMUR LAUT ASIA NORTH EAST ASIA	756,209	-	473,903	2,200,548	7,707,246	1,110,986	995,222	14,289	4,764	3,450	13,266,616
CHINA, PEOP. REP. OF	255,598	-	275,346	1,345,858	4,877,185	660,445	151,123	3,924	2,311	2,682	7,574,472
HONG KONG, SAR	167,634	-	7,248	-	-	3,679	10,784	1,166	940	298	191,749
JAPAN	29,664	-	104,228	444,311	1,178,482	124,893	204,982	7,870	1,303	156	2,095,889
KOREA, DEM. PEOP. REP. OF	-	-	-	-	-	-	-	-	-	-	-
KOREA, REP. OF	235,690	-	13,159	134,768	749,521	228,889	581,805	239	23	268	1,944,361
MACAO	25	-	-	-	-	3	-	-	182	7	216
MONGOLIA, PEOP. REP. OF	-	-	-	-	-	-	-	-	-	*	*
TAIWAN	67,598	-	73,923	275,611	902,058	93,077	46,528	1,090	5	38	1,459,928

S A B A H

JADUAL 8 (SAMB.) : EKSPORT MENGIKUT NEGARA YANG DITUJUI & SEKSYEN BARANGAN (RM'000)
 TABLE 8 (CONT'D) : EXPORTS BY COUNTRY OF DESTINATION & COMMODITY SECTIONS (RM'000)

JAN - DIS 2021

KETERANGAN	MAKANAN	MINUMAN & TEBBAKAU	BAHAN- BAHAN MENTAH	BAHAN API GALIAN, PELINCIR, DLL.	MINYAK & LEMAK BINATANG DAN SAYUR- SAYURAN	BAHAN KIMIA	BARANG- BARANG KELUARAN KILANG	JENTERA & KELENGKA- PAN PENGANG- KUTAN	PELBAGAI BARANG KELUARAN KILANG	PELBAGAI URUSNIAGA BARANGAN	JUMLAH
DESCRIPTION	FOOD	BEV. & TOBACCO	CRUDE MATERIALS	MINERAL FUELS	ANIMALS & VEGETABLE OILS	CHEMICAL	MANUFAC- TURED GOODS	MACHINERY & TRANS. EQUIP.	MISC. MFD. ARTICLES	MISC. TRANS. NES	TOTAL
KESATUAN EROPAH EUROPEAN UNION (E.U.)	83	-	22,562	-	2,774,316	565,455	4,499	6,615	3,570	2,045	3,379,147
AUSTRIA	*	-	-	-	-	-	-	4	13	6	23
BELGIUM	-	-	7,742	-	-	-	24	-	-	2	7,768
BULGARIA	-	-	-	-	-	-	-	-	-	*	*
CROATIA	-	-	-	-	-	-	-	-	-	2	2
CYPRUS	-	-	-	-	-	-	-	15	-	*	15
CZECH REP.	-	-	-	-	-	-	-	3	-	*	3
DENMARK	-	-	-	-	-	-	7	306	129	9	450
ESTONIA	-	-	-	-	-	-	-	-	-	120	120
FINLAND	-	-	-	-	-	-	-	28	-	*	28
FRANCE	-	-	353	-	-	-	2,719	11	483	79	3,646
GERMANY, FED. REP. OF	-	-	2,041	-	-	-	753	1,374	307	515	4,990
GREECE	-	-	995	-	-	-	-	-	-	1	996
HUNGARY	-	-	-	-	-	-	-	-	-	*	*
IRELAND	-	-	-	-	-	-	-	16	-	1	17
ITALY	-	-	130	-	62,750	244,149	525	320	35	16	307,925
LATVIA	-	-	-	-	-	-	-	-	-	*	*
LITHUANIA	-	-	-	-	-	-	-	-	-	-	-
LUXEMBOURG	50	-	-	-	-	-	-	-	-	-	50
MALTA	-	-	-	-	-	-	-	-	-	*	*
NETHERLANDS	33	-	11,086	-	2,604,578	272,887	237	3,179	646	273	2,892,920
POLAND	-	-	216	-	-	-	179	-	3	2	400
PORTUGAL	-	-	-	-	-	-	55	4	77	7	143
ROMANIA	-	-	-	-	-	-	-	161	25	-	186
SLOVAK REP.	-	-	-	-	-	-	-	-	-	*	*
SLOVENIA	-	-	-	-	-	-	-	-	-	-	-
SPAIN	-	-	-	-	106,988	48,418	-	630	1,853	1,010	158,899
SWEDEN	-	-	-	-	-	-	-	564	-	1	565
NEGARA-NEGARA LAIN DI EROPAH OTHER EUROPE	4,294	-	18,788	-	249,075	5,509	3,967	15,187	12,560	541	309,919
ALBANIA	-	-	-	-	-	-	-	-	-	-	-
BOSNIA-HERZEGOVINA	-	-	-	-	-	-	-	-	-	-	-
GIBRALTAR	-	-	-	-	-	-	-	-	-	-	-
GREENLAND	-	-	-	-	-	-	-	-	-	-	-
ICELAND	-	-	-	-	-	-	-	-	-	-	-
MACEDONIA	-	-	-	-	-	-	-	-	-	-	-
MONACO	-	-	-	-	-	-	-	-	-	-	-
MONTENEGRO	-	-	-	-	-	-	-	-	-	-	-
NORWAY	-	-	-	-	-	372	393	8,730	2,532	248	12,274
SWITZERLAND	-	-	-	-	-	5,136	-	787	34	4	5,962
TURKEY	4,290	-	10,178	-	249,075	-	-	36	2,919	1	266,500
UNITED KINGDOM ^a	4	-	8,610	-	-	*	3,574	5,634	7,074	288	25,183
YUGOSLAVIA, FED REP. OF	-	-	-	-	-	-	-	-	-	-	-
NEGARA - NEGARA LAIN OTHER COUNTRIES	-	-	-	-	-	-	-	-	-	-	-

^a Bermula 1 Februari 2020, United Kingdom bukan lagi sebahagian daripada Kesatuan Eropah.
 As of 1 February 2020, the United Kingdom is no longer part of the European Union.

S A B A H

JADUAL 8 (SAMB.) : EKSPORT MENGIKUT NEGARA YANG DITUJUI & SEKSYEN BARANGAN (RM'000)
 TABLE 8 (CONT'D) : EXPORTS BY COUNTRY OF DESTINATION & COMMODITY SECTIONS (RM'000)

JAN - DIS 2021

KETERANGAN	MAKANAN	MINUMAN & TEBKAU	BAHAN- BAHAN MENTAH	BAHAN API GALIAN, PELINCIR, DLL.	MINYAK & LEMAK BINATANG DAN SAYUR- SAYURAN	BAHAN KIMIA	BARANG- BARANG KELUARAN KILANG	JENTERA & KELENGKA- PAN PENGANG- KUTAN	PELBAGAI BARANG KELUARAN KILANG	PELBAGAI URUSNIAGA BARANGAN	JUMLAH
DESCRIPTION	FOOD	BEV. & TOBACCO	CRUDE MATERIALS	MINERAL FUELS	ANIMALS & VEGETABLE OILS	CHEMICAL	MANUFAC- TURED GOODS	MACHINERY & TRANS. EQUIP.	MISC. MFD. ARTICLES	MISC. TRANS. NES	TOTAL
KOMANWEL NEGARA-NEGARA MERDEKA <i>COMMONWEALTH OF INDEPENDENT STATES</i>	-	-	5	-	28,845	-	84	1,006	5,722	563	36,225
ARMENIA	-	-	-	-	-	-	-	-	-	-	-
AZERBAIJAN	-	-	-	-	-	-	60	15	5,358	5	5,438
BELARUS	-	-	-	-	-	-	-	-	-	*	*
GEORGIA	-	-	-	-	28,845	-	-	-	-	*	28,845
KAZAKHSTAN	-	-	-	-	-	-	-	13	-	*	13
KYRGYZSTAN	-	-	-	-	-	-	-	-	-	*	*
MOLDOVA, REP. OF RUSSIAN FEDERATION	-	-	-	-	-	-	21	973	158	557	1,709
TAJIKISTAN	-	-	-	-	-	-	-	-	-	-	-
TURKMENISTAN	-	-	-	-	-	-	3	6	-	*	9
UKRAINE	-	-	5	-	-	-	-	-	206	*	210
UZBEKISTAN	-	-	-	-	-	-	-	-	-	-	-
OCEANIA	42,157	-	7,125	3,673,077	-	970,582	2,789	15,998	10,529	947	4,723,205
AUSTRALIA	40,889	-	6,757	3,381,296	-	603,634	2,548	11,332	10,527	906	4,057,889
CHRISTMAS ISLAND	-	-	-	-	-	-	-	-	-	-	-
FIJI	-	-	-	-	-	-	-	-	-	-	-
NEW CALEDONIA	-	-	-	-	-	-	-	-	-	-	-
NEW ZEALAND	1,268	-	368	223,958	-	366,944	201	384	2	29	593,155
PAPUA NEW GUINEA	-	-	-	67,823	-	4	40	4,147	-	11	72,025
WESTERN SAMOA	-	-	-	-	-	-	-	-	-	-	-
NEGARA - NEGARA LAIN <i>OTHER COUNTRIES</i>	-	-	-	-	-	-	-	134	-	1	135
NEGARA-NEGARA LAIN, TSTL OTHER COUNTRIES, NES	-	-	-	-	-	-	-	-	-	1	1
JUMLAH TOTAL	1,396,831	9,301	946,635	23,262,973	20,288,224	6,085,357	2,130,497	1,209,916	304,809	30,024	55,664,568

S A B A H

JADUAL 9 : EKSPORT BARANGAN UTAMA DAN TERPILIH
 TABLE 9 : EXPORTS OF MAJOR AND SELECTED COMMODITIES (RM'000)

JENIS BARANGAN TYPES OF COMMODITIES	DIS				JAN - DIS			
	2020		2021		2020		2021	
	KUANTITI QUANTITY	NILAI FOB FOB VALUE (RM'000)	KUANTITI QUANTITY	NILAI FOB FOB VALUE (RM'000)	KUANTITI QUANTITY	NILAI FOB FOB VALUE (RM'000)	KUANTITI QUANTITY	NILAI FOB FOB VALUE (RM'000)
HASIL-HASIL UTAMA PERTANIAN PRIMARY AGRICULTURAL PRODUCTS								
GETAH ASLI (TAN) NATURAL RUBBER (TONNE)	3,871	23,974	4,498	31,262	36,062	192,042	46,988	309,764
BIJI KOKO (TAN) COCOA BEANS (TONNE)	98	951	28	270	424	4,275	316	3,025
MINYAK KELAPA SAWIT DAN HASIL KELUARAN BERASASKAN KELAPA SAWIT PALM OIL AND PALM-BASED PRODUCTS								
MINYAK KELAPA SAWIT (TAN) PALM OIL (TONNE)	507,302	1,594,964	541,809	2,702,522	4,733,214	12,879,592	4,133,331	17,308,637
MINYAK ISIRUNG KELAPA SAWIT (TAN) PALM KERNEL OIL (TONNE)	64,108	261,488	73,748	579,868	542,150	1,785,736	479,508	2,922,824
OLEOKIMIA BERASASKAN KELAPA SAWIT (TAN) PALM-BASED OLEOCHEMICALS (TONNE)	29,586	82,879	44,216	208,478	357,028	841,944	301,291	1,146,177
HASIL KELUARAN KELAPA SAWIT YANG LAIN (TAN) OTHER PALM-BASED PRODUCTS (TONNE)	26,079	22,357	10,677	6,362	209,320	228,385	109,085	117,556
DEDAK ISIRUNG KELAPA SAWIT (TAN) PALM KERNEL CAKE (TONNE)	67,580	39,293	39,032	27,018	573,718	287,247	460,701	291,224
LOGAM DAN GALIAN METAL AND MINERALS								
PETROLEUM MENTAH ('000 TAN) CRUDE PETROLEUM ('000 TONNE)	914	1,152,881	759	1,942,513	10,596	15,293,459	9,239	19,051,018
KONDENSAT DAN MINYAK PETROLEUM LAIN (TAN) CONDENSATE AND OTHER PETROLEUM OIL (TONNE)	38,239	50,587	38,190	98,756	418,247	632,103	525,102	1,151,467
KELUARAN PETROLEUM BERTAPIS (TAN) REFINED PETROLEUM PRODUCTS (TONNE)	1,360	1,472	1,368	1,851	25,257	41,824	32,344	37,172
KAYU DAN HASIL KELUARAN KAYU TIMBER AND TIMBER-BASED PRODUCTS								
KAYU BALAK (METER PADU) SAWLOGS (CUBIC METRES)	840	260	2,712	384	22,435	7,335	30,923	7,834
KAYU GERGAJI (METER PADU) SAWN TIMBER (CUBIC METRES)	5,969	11,512	10,294	25,731	67,488	146,693	90,207	216,373
PAPAN LAPIS (METER PADU) PLYWOOD (CU. METRES)	27,534	49,258	43,876	113,460	285,673	527,812	394,418	826,185

S A B A H

JADUAL 9 (SAMB) : EKSPORT BARANGAN UTAMA DAN TERPILIH
 TABLE 9 (CONT'D) : EXPORTS OF MAJOR AND SELECTED COMMODITIES (RM'000)

JENIS BARANGAN TYPES OF COMMODITIES	DIS				JAN - DIS			
	2020		2021		2020		2021	
	KUANTITI QUANTITY	NILAI FOB FOB VALUE (RM'000)	KUANTITI QUANTITY	NILAI FOB FOB VALUE (RM'000)	KUANTITI QUANTITY	NILAI FOB FOB VALUE (RM'000)	KUANTITI QUANTITY	NILAI FOB FOB VALUE (RM'000)
VENIR KEPING (METER PADU) VENEER SHEETS (CU. METRES)	1,585	2,219	3,498	5,623	21,919	33,000	25,221	43,340
KAYU TANGGAM (TAN) BUILDER'S CARPENTRY & JOINERY (TONNE)	98	822	109	1,278	954	7,636	1,411	10,983
KAYU KUMAI (METER PADU) MOULDINGS (CU. METRES)	1,120	3,785	1,549	5,555	9,422	31,727	9,967	33,968
HASIL-HASIL LAUT MARINE PRODUCTS								
UDANG, SEGAR ATAU DISEJUKBEKUKAN (TAN) PRAWNS, FRESH OR FROZEN (TONNE)	1,514	41,816	773	23,701	12,290	365,782	10,407	313,016
BAHAN KIMIA ORGANIK ORGANIC CHEMICALS								
METANOL (TAN) METHANOL (TONNE)	192,734	200,105	83,570	133,553	1,847,010	1,501,082	1,862,110	2,506,284
BARANG-BARANG KELUARAN KILANG TERPILIH SELECTED MANUFACTURED PRODUCTS								
BAJA, DIKILANGKAN (TAN) FERTILIZERS, MANUFACTURED (TONNE)	116,608	124,896	102,511	296,721	1,069,291	1,097,473	1,206,653	2,059,506
BESI BRIQUET PANAS (TAN) HOT BRIQUETTED IRON (TONNE)	65,411	85,697	69,003	134,721	792,542	934,082	419,572	752,561
KAPAL, BOT DAN STRUKTUR TERAPUNG (NILAI) SHIPS, BOATS AND FLOATING STRUCTURES (VALUE)	-	1,225	-	544	-	7,485	-	4,690
JUMLAH EKSPORT BARANGAN UTAMA DAN TERPILIH TOTAL EXPORTS OF MAJOR & SELECTED COMMODITIES	-	3,752,443	-	6,340,172	-	36,846,716	-	49,113,605
EKSPORT TRANSAKSI BAWAH RM2,000, T.S.T.L. EXPORTS OF TRANSACTIONS BELOW RM2,000, N.E.S.	-	1,324	-	1,131	-	14,154	-	13,761
EKSPORT LAIN OTHER EXPORTS	-	383,357	-	1,012,560	-	4,475,702	-	6,537,201
JUMLAH EKSPORT TOTAL EXPORTS	-	4,137,124	-	7,353,864	-	41,336,571	-	55,664,568

S A B A H

JADUAL 10 : EKSPORT BARANGAN UTAMA DAN TERPILIH - NILAI UNIT PURATA & SUMBANGAN PERATUSAN
 TABLE 10 : EXPORTS OF MAJOR AND SELECTED COMMODITIES - AVERAGE UNIT VALUE & PERCENTAGE CONTRIBUTION

JENIS BARANGAN TYPES OF COMMODITIES	DIS				JAN - DIS			
	2020		2021		2020		2021	
	NILAI UNIT FOB	% DRPD JUMLAH NILAI % OF TOTAL	NILAI UNIT FOB	% DRPD JUMLAH NILAI % OF TOTAL	NILAI UNIT FOB	% DRPD JUMLAH NILAI % OF TOTAL	NILAI UNIT FOB	% DRPD JUMLAH NILAI % OF TOTAL
HASIL-HASIL UTAMA PERTANIAN <i>PRIMARY AGRICULTURAL PRODUCTS</i>								
GETAH ASLI (RM PER TAN) <i>NATURAL RUBBER (RM PER TONNE)</i>	6,192.7	0.6	6,950.0	0.4	5,325.3	0.5	6,592.4	0.6
BIJI KOKO (RM PER KG) <i>COCOA BEANS (RM PER KG)</i>	9.7	X	9.7	X	10.1	X	9.6	X
MINYAK KELAPA SAWIT DAN HASIL KELUARAN BERASASKAN KELAPA SAWIT <i>PALM OIL AND PALM-BASED PRODUCTS</i>								
MINYAK KELAPA SAWIT (RM PER TAN) <i>PALM OIL (RM PER TONNE)</i>	3,144.0	38.6	4,988.0	36.8	2,721.1	31.2	4,187.6	31.1
MINYAK ISIRUNG KELAPA SAWIT (RM PER TAN) <i>PALM KERNEL OIL (RM PER TONNE)</i>	4,078.9	6.3	7,862.8	7.9	3,293.8	4.3	6,095.5	5.3
OLEOKIMIA BERASASKAN KELAPA SAWIT (RM PER TAN) <i>PALM-BASED OLEOCHEMICALS (RM PER TONNE)</i>	2,801.3	2.0	4,715.0	2.8	2,358.2	2.0	3,804.2	2.1
HASIL KELUARAN KELAPA SAWIT YANG LAIN (RM PER TAN) <i>OTHER PALM-BASED PRODUCTS (RM PER TONNE)</i>	857.3	0.5	595.9	0.1	1,091.1	0.6	1,077.7	0.2
DEDAK ISIRUNG KELAPA SAWIT (RM PER TAN) <i>PALM KERNEL CAKE (RM PER TONNE)</i>	581.4	1.0	692.2	0.4	500.7	0.7	632.1	0.5
LOGAM DAN GALIAN <i>METAL AND MINERALS</i>								
PETROLEUM MENTAH (RM PER TAN) <i>CRUDE PETROLEUM (RM PER TONNE)</i>	1,261.8	27.9	2,560.3	26.4	1,443.4	37.0	2,062.1	34.2
KONDENSAT DAN MINYAK PETROLEUM LAIN (RM PER TAN) <i>CONDENSATE AND OTHER PETROLEUM OIL (RM PER TONNE)</i>	1,322.9	1.2	2,585.9	1.3	1,511.3	1.5	2,192.8	2.1
KELUARAN PETROLEUM BERTAPIS (RM PER TAN) <i>REFINED PETROLEUM PRODUCTS (RM PER TONNE)</i>	1,081.9	X	1,353.7	X	1,655.9	0.1	1,149.3	0.1
KAYU DAN HASIL KELUARAN KAYU <i>TIMBER AND TIMBER-BASED PRODUCTS</i>								
KAYU BALAK (RM PER METER PADU) <i>SAWLOGS (RM PER CU. METRES)</i>	309.5	X	141.6	X	326.9	X	253.3	X
KAYU GERGAJI (RM PER METER PADU) <i>SAWN TIMBER (RM PER CU. METRES)</i>	1,928.7	0.3	2,499.6	0.4	2,173.6	0.4	2,398.6	0.4
PAPAN LAPIS (RM PER METER PADU) <i>PLYWOOD (RM PER CU. METRES)</i>	1,789.0	1.2	2,585.9	1.5	1,847.6	1.3	2,094.7	1.5

S A B A H

JADUAL 10 (SAMB) : EKSPORT BARANGAN UTAMA DAN TERPILIH - NILAI UNIT PURATA & SUMBANGAN PERATUSAN
 TABLE 10 (CONT'D) : EXPORTS OF MAJOR AND SELECTED COMMODITIES - AVERAGE UNIT VALUE & PERCENTAGE CONTRIBUTION

JENIS BARANGAN TYPES OF COMMODITIES	DIS				JAN - DIS			
	2020		2021		2020		2021	
	NILAI	% DRPD	NILAI	% DRPD	NILAI	% DRPD	NILAI	% DRPD
	UNIT FOB	JUMLAH NILAI	UNIT FOB	JUMLAH NILAI	UNIT FOB	JUMLAH NILAI	UNIT FOB	JUMLAH NILAI
FOB UNIT VALUE	% OF TOTAL	FOB UNIT VALUE	% OF TOTAL	FOB UNIT VALUE	% OF TOTAL	FOB UNIT VALUE	% OF TOTAL	
VENIR KEPING (RM PER METER PADU) VENEER SHEETS (RM PER CU. METRES)	1,400.5	0.1	1,607.5	0.1	1,505.6	0.1	1,718.5	0.1
KAYU TANGGAM (RM PER TAN) BUILDER'S CARPENTRY & JOINERY (RM PER TONNE)	8,400.3	X	11,722.5	X	8,006.0	X	7,781.6	X
KAYU KUMAI (RM PER METER PADU) MOULDINGS (RM PER CU. METRES)	3,378.9	0.1	3,586.1	0.1	3,367.4	0.1	3,408.1	0.1
HASIL-HASIL LAUT MARINE PRODUCTS								
UDANG, SEGAR ATAU DISEJUKBEKUKAN (RM PER TAN) PRAWNS, FRESH OR FROZEN (RM PER TONNE)	27,613.6	1.0	30,659.8	0.3	29,762.1	0.9	30,078.8	0.6
BAHAN KIMIA ORGANIK ORGANIC CHEMICALS								
METANOL (RM PER TAN) METHANOL (RM PER TONNE)	1,038.2	4.8	1,598.1	1.8	812.7	3.6	1,345.9	4.5
BARANG-BARANG KELUARAN KILANG TERPILIH SELECTED MANUFACTURED PRODUCTS								
BAJA, DIKILANGKAN (RM PER TAN) FERTILIZERS, MANUFACTURED (RM PER TONNE)	1,071.1	3.0	2,894.5	4.0	1,026.4	2.7	1,706.8	3.7
BESI BRIKUET PANAS (RM PER TAN) HOT BRIQUETTED IRON (RM PER TONNE)	1,310.1	2.1	1,952.4	1.8	1,178.6	2.3	1,793.6	1.4
KAPAL, BOT DAN STRUKTUR TERAPUNG (NILAI) SHIPS, BOATS AND FLOATING STRUCTURES (VALUE)	-	X	-	X	-	X	-	X
JUMLAH EKSPORT BARANGAN UTAMA DAN TERPILIH TOTAL EXPORTS OF MAJOR & SELECTED COMMODITIES	-	90.7	-	86.2	-	89.1	-	88.2
EKSPORT TRANSAKSI BAWAH RM2,000, T.S.T.L. EXPORTS OF TRANSACTIONS BELOW RM2,000, N.E.S.	-	X	-	X	-	X	-	X
EKSPORT LAIN OTHER EXPORTS	-	9.3	-	13.8	-	10.8	-	11.7
PERATUS PERCENTAGE	-	100.0	-	100.0	-	100.0	-	100.0

S A B A H

JADUAL 11 : IMPORT BARANGAN UTAMA DAN TERPILIH
 TABLE 11 : IMPORTS OF MAJOR AND SELECTED COMMODITIES

JENIS BARANGAN TYPES OF COMMODITIES	DIS				JAN - DIS			
	2020		2021		2020		2021	
	KUANTITI QUANTITY	NILAI CIF CIF VALUE (RM'000)	KUANTITI QUANTITY	NILAI CIF CIF VALUE (RM'000)	KUANTITI QUANTITY	NILAI CIF CIF VALUE (RM'000)	KUANTITI QUANTITY	NILAI CIF CIF VALUE (RM'000)
SUSU DAN KRIM, TEPUNG (TAN) MILK AND CREAM, POWDER (TONNE)	843	22,546	528	13,560	7,345	199,310	6,726	180,945
GANDUM, BELUM DIKILANG (TAN) WHEAT, UNMILLED (TONNE)	19,585	24,106	5,685	10,337	127,236	151,776	102,106	144,166
BERAS (TAN) RICE (TONNE)	17,821	32,407	17,786	36,245	244,748	477,300	261,672	534,350
JAGUNG (TERMASUK JAGUNG MANIS) (TAN) MAIZE (INCL. SWEET CORN) (TONNE)	35,952	39,210	41,671	62,753	265,103	251,310	271,524	377,024
MI DAN KELUARAN YANG SAMA ('000 KG) NOODLES, MEE AND SIMILAR PRODUCTS	2,291	16,372	2,015	14,452	30,734	203,004	27,696	196,366
BISKUT-BISKUT ('000 KG) BISCUITS	1,651	18,545	1,654	18,739	18,037	190,338	18,803	200,246
SAYUR-SAYURAN (TAN) VEGETABLES (TONNE)	9,216	30,834	6,767	25,257	100,856	296,671	106,068	324,215
GULA DARIPADA BIT ATAU TEBU MENTAH (TAN) RAW BEET AND CANE SUGAR (TONNE)	6,446	17,396	4,072	10,527	66,771	176,594	60,944	162,884
BAHAN MAKANAN UNTUK BINATANG (TIDAK TERMASUK BIJIAN BELUM DIKILANG) (TAN) FEEDING STUFF FOR ANIMALS (EXCLUDING UNMILLED CEREALS) (TONNE)	20,497	51,578	13,166	40,407	161,799	442,871	154,265	500,428
SUSU TEPUNG TERSEDIA, UNTUK DIGUNAKAN SEBAGAI MAKANAN BAYI ('000 KG) PREPARED MILK, IN POWDER FORM FOR USE AS INFANTS' FOOD	172	6,777	201	7,780	2,114	78,477	2,420	95,006
SUSU ISIAN PEKAT DALAM TIN (TAN) FILLED MILK, CONDENSED AND CANNED (TONNE)	3,026	15,676	2,587	14,291	36,189	187,850	35,638	187,301
MINUMAN TANPA ALKOHOL ('000 LITER) NON-ALCOHOLIC BEVERAGES ('000 LITRES)	13,250	40,747	13,853	39,817	131,738	388,031	148,433	434,174
BIR DAN STOUT ('000 LITER) BEER AND STOUT ('000 LITRES)	985	10,299	2,348	31,904	18,991	256,893	16,945	233,547
ROKOK (KILOGRAM) CIGARETTES	78,179	15,183	18,396	7,817	674,865	142,102	202,292	89,710
MINYAK KELAPA SAWIT MENTAH (TAN) CRUDE PALM OIL (TONNE)	13,012	43,916	-	-	146,951	404,335	19,886	74,993
ISIRUNG KELAPA SAWIT (TAN) PALM KERNEL (TONNE)	1,905	7,579	29	2,266	21,699	55,502	8,240	49,577
GABUS DAN KAYU (NILAI) CORK AND WOOD (VALUE)	-	1,333	-	1,705	-	21,397	-	15,523
GUMPALAN BIJIH BESI (TAN) IRON ORE AGGLOMERATES (TONNE)	86,254	59,688	109,999	73,239	1,098,813	715,963	614,810	638,629
BAHAN SAYURAN MENTAH, TSTL (NILAI) CRUDE VEGETABLES MATERIALS, NES (VALUE)	-	1,869	-	2,596	-	29,773	-	33,637
KELUARAN PETROLEUM BERTAPIS ('000 TAN) REFINED PETROLEUM PRODUCTS ('000 TONNE)	138	205,828	84	276,856	1,732	2,866,402	1,309	2,964,496
PROPANA DAN BUTANA CECAIR (NILAI) LIQUEFIED PROPANE AND BUTANE (VALUE)	-	17,551	-	50,593	-	212,550	-	387,647
CAT DAN ENAMEL ('000 KG) PAINTS AND ENAMELS	1,336	10,059	1,024	9,199	11,558	101,724	14,478	127,656
UBAT-UBATAN, TERMASUK VETERINAR (NILAI) MEDICAMENTS, INCL. VETERINAR (VALUE)	-	21,373	-	37,469	-	344,747	-	468,502
MINYAK WANGI, ALAT SOLEK DSB (NILAI) PERFUMERY, COSMETICS & TOILET PREPARATION (VALUE)	-	40,849	-	54,675	-	452,982	-	529,957

S A B A H

JADUAL 11 (SAMB) : IMPORT BARANGAN UTAMA DAN TERPILIH
 TABLE 11 (CONT'D) : IMPORTS OF MAJOR AND SELECTED COMMODITIES

JENIS BARANGAN TYPES OF COMMODITIES	DIS				JAN - DIS			
	2020		2021		2020		2021	
	KUANTITI QUANTITY	NILAI CIF CIF VALUE (RM'000)	KUANTITI QUANTITY	NILAI CIF CIF VALUE (RM'000)	KUANTITI QUANTITY	NILAI CIF CIF VALUE (RM'000)	KUANTITI QUANTITY	NILAI CIF CIF VALUE (RM'000)
SABUN, SEDIAAN MEMBASUH DAN MENCUCI (000 KG) SOAP, WASHING AND CLEANING PREPARATIONS	5,257	23,002	3,949	19,146	53,401	252,607	53,611	244,856
BAJA DIKILANGKAN (TAN) FERTILIZERS, MANUFACTURED (TONNE)	29,725	33,428	136,991	244,403	682,442	680,394	1,105,183	1,324,829
RACUN SERANGGA DAN RACUN RUMPAI, CECAIR (000 KG) INSECTICIDES AND WEED KILLERS, LIQUID	1,030	12,109	1,110	16,403	14,999	159,445	16,058	197,429
TAYAR GETAH UNTUK MOTOKAR, BAS DAN LORI, BARU (UNIT) RUBBER TYRES FOR MOTOR CARS, BUSES AND LORRIES, NEW	86,468	17,309	151,682	33,726	1,169,551	218,224	1,252,129	258,404
KERTAS, PAPAN KERTAS, BARANGAN DARIPADA KERTAS PALPA, KERTAS ATAU PAPAN KERTAS (NILAI) PAPER, PAPERBOARD AND ARTICLES OF PAPER PULP, OF PAPER OR PAPERBOARD (VALUE)	-	41,205	-	46,956	-	443,737	-	473,796
KAIN KAPAS, TENUN (TAN) COTTON FABRICS, WOVEN (TONNE)	49	1,824	36	1,277	842	16,209	408	14,889
SIMEN (TAN) CEMENT (TONNE)	111,079	30,087	91,853	45,482	793,222	236,386	1,055,358	317,994
PERKILANGAN GALIAN, TSTL (NILAI) MINERAL MANUFACTURES, NES (VALUE)	-	6,178	-	7,592	-	61,645	-	71,431
BATANG PIPIH, BATANG BULAT DSB DARIPADA BESI DAN KELULU (TAN) IRON AND STEEL BARS, RODS, ETC. (TONNE)	13,251	35,502	10,588	41,941	85,151	205,634	104,327	350,093
KELUARAN BESI GELEK RATA ATAU KELULU (TAN) FLAT-ROLLED PRODUCTS OF IRON OR STEEL (TONNE)	4,837	17,448	7,307	42,930	97,795	299,006	116,942	529,617
SALURAN, PAIP DAN KELENGKAPANNYA DARIPADA BESI ATAU KELULU (TAN) TUBES, PIPES, HOLLOW PROFILES AND FITTINGS OF IRON OR STEEL (TONNE)	4,895	22,701	8,486	39,813	94,554	571,078	62,945	444,304
STRUKTUR DAN BAHAGIAN STRUKTUR TSTL, BESI, KELULU ATAU ALUMINIUM (TAN) STRUCTURES AND PARTS OF STRUCTURES, NES, OF IRON, STEEL OR ALUMINIUM (TONNE)	1,134	7,262	2,520	11,584	21,945	122,888	19,510	131,936
PERKILANGAN LOGAM, TSTL (NILAI) MANUFACTURES OF BASE METAL, NES (VALUE)	-	21,530	-	19,654	-	220,314	-	226,007
ENJIN OMBOH, PEMBAKARAN DALAMAN DAN ALAT GANTI (NILAI) INTERNAL COMBUSTION PISTON ENGINES AND PARTS (VALUE)	-	6,356	-	7,823	-	111,090	-	91,253
LOJI ELEKTRIK DAN ALAT GANTI, TSTL (NILAI) ROTATING ELECTRIC PLANT AND PARTS THEREOF, NES (VALUE)	-	6,130	-	4,295	-	89,672	-	64,131
JENTERA-JENTERA PENGGALI, PERATA, PENOLAK DLL (UNIT) EXCAVATORS, LEVELLERS, BULLDOZERS, ETC.	64	10,570	362	20,823	730	130,095	1,669	275,919
ALAT-ALAT UNTUK JENTERA PEMBINAAN DAN PERLOMBONGAN, TSTL (NILAI) PARTS FOR CONSTRUCTION AND MINING MACHINERIES, NES (VALUE)	-	31,399	-	32,485	-	393,185	-	299,878
MESIN MEMPROSES MAKANAN (TIDAK TERMASUK DOMESTIK; ALAT GANTI) (NILAI) FOOD PROCESSING MACHINES (EXCLUDING DOMESTIC) (VALUE)	-	2,931	-	3,090	-	63,259	-	29,113

S A B A H

JADUAL 11 (SAMB) : IMPORT BARANGAN UTAMA DAN TERPILIH
 TABLE 11 (CONT'D) : IMPORTS OF MAJOR AND SELECTED COMMODITIES

JENIS BARANGAN TYPES OF COMMODITIES	DIS				JAN - DIS			
	2020		2021		2020		2021	
	KUANTITI QUANTITY	NILAI CIF CIF VALUE (RM'000)	KUANTITI QUANTITY	NILAI CIF CIF VALUE (RM'000)	KUANTITI QUANTITY	NILAI CIF CIF VALUE (RM'000)	KUANTITI QUANTITY	NILAI CIF CIF VALUE (RM'000)
JENTERA & KELENGKAPAN KHUSUS UNTUK INDUSTRI TERTENTU & ALAT GANTI (NILAI) MACHINERY & EQUIPMENT SPECIALIZED FOR PARTICULAR INDUSTRIES AND PARTS (VALUE)	-	26,347	-	19,143	-	405,018	-	316,015
KELENGKAPAN PEMANASAN DAN PENDINGINAN & ALAT GANTI (NILAI) HEATING AND COOLING EQUIPMENT & PARTS (VALUE)	-	27,674	-	29,746	-	285,085	-	249,300
KELENGKAPAN PENAPIS/PEMBERSIH UNTUK CECAIR DAN GAS (UNIT) FILTERING AND PURIFYING APPARATUS FOR LIQUID AND GASES	77,503	9,464	121,221	17,842	945,035	228,700	1,294,681	203,474
PEMAMPAT UDARA DAN GAS (UNIT) AIR AND GAS COMPRESSORS	4,607	5,858	5,062	3,723	50,025	55,393	43,129	45,689
MESIN DERIK, KREN PENGANGKUT DAN RANGKA-RANGKA MENGANGKAT (UNIT) DERRICKS, CRANES & LIFTING FRAMES	2	97	11	788	83	21,721	443	33,669
MESIN AUTOMATIK DATA PROSESAN DAN UNIT-UNIT LAINNYA (UNIT) AUTOMATIC DATA PROCESSING MACHINES AND UNITS THEREOF	10,115	8,018	85,051	8,816	82,149	90,731	269,806	168,505
ALAT GANTI & AKSESORI BAGI MESIN PEJABAT & KELENGKAPAN PEMROSESAN DATA AUTOMATIK (NILAI) PARTS & ACCESSORIES FOR OFFICE MACHINES & AUTOMATIC DATA PROCESSING EQUIPMENT (VALUE)	-	5,660	-	7,874	-	57,284	-	77,416
KELENGKAPAN TELEKOMUNIKASI, ALAT GANTI & AKSESORI (NILAI) TELECOMMUNICATIONS EQUIPMENT, PARTS & ACCESSORIES (VALUE)	-	69,877	-	53,869	-	522,338	-	703,431
PERKAKAS LITAR ELEKTRIK & ALAT GANTI (NILAI) ELECTRICAL APPARATUS & PARTS (VALUE)	-	17,616	-	14,501	-	205,225	-	164,920
WAYAR-WAYAR ELEKTRIK YANG DITEBAT (TAN) ELECTRIC WIRES, INSULATED (TONNE)	1,503	19,701	1,353	23,938	7,701	165,155	8,958	170,441
BATERI, SEL DAN AKUMULATOR (NILAI) PRIMARY CELLS, BATTERIES AND ACCUMULATORS (VALUE)	-	14,773	-	15,597	-	134,343	-	138,385
MOTOKAR, SUDAH DIPASANG (UNIT) MOTOR CARS, COMPLETELY BUILT-UP	3,829	155,148	4,720	166,526	30,294	1,173,180	35,816	1,174,574
LAIN-LAIN KENDERAAN PENUMPANG BERMOTOR, SUDAH DIPASANG (UNIT) OTHER PASSENGERS MOTOR VEHICLES, COMPLETELY BUILT-UP	1,367	100,318	1,992	152,323	9,211	688,969	13,427	1,026,404
MOTORBAS DAN KENDERAAN BARANG, SUDAH DIPASANG (UNIT) MOTOR BUSES AND GOODS VEHICLES, COMPLETELY BUILT-UP	676	73,817	1,272	141,460	6,364	687,555	8,405	918,838
ALAT GANTI & AKSESORI BAGI TRAKTOR, MOTOKAR DAN LAIN-LAIN KENDERAAN DARAT BERMOTOR (NILAI) PARTS & ACCESSORIES OF TRACTORS, MOTOR CARS AND OTHER ROAD MOTOR VEHICLES (VALUE)	-	34,757	-	45,499	-	391,716	-	483,278
KAPAL, BOT DAN STRUKTUR TERAPUNG (NILAI) SHIPS, BOATS AD FLOATING STRUCTURES (VALUE)	-	2,165	-	577	-	10,123,355	-	24,066

S A B A H

JADUAL 11 (SAMB) : IMPORT BARANGAN UTAMA DAN TERPILIH
 TABLE 11 (CONT'D) : IMPORTS OF MAJOR AND SELECTED COMMODITIES

JENIS BARANGAN TYPES OF COMMODITIES	DIS							
	2020		2021		2020		2021	
	QUANTITY	CIF VALUE (RM'000)	QUANTITY	CIF VALUE (RM'000)	QUANTITY	CIF VALUE (RM'000)	QUANTITY	CIF VALUE (RM'000)
ALAT & PERKAKAS MENGUKUR, MEMERIKSA, MENGANALISIS DAN KAWALAN (NILAI) <i>MEASURING, CHECKING, ANALYSING AND CONTROLLING INSTRUMENTS AND APPARATUS (VALUE)</i>	-	20,401	-	19,091	-	332,647	-	293,902
BARANG-BARANG PLASTIK, TSTL (NILAI) <i>ARTICLES OF PLASTICS, NES. (VALUE)</i>	-	51,660	-	47,111	-	467,682	-	616,465
PAKAIAN DAN SEGALA KELENGKAPAN PAKAIAN (NILAI) <i>ARTICLES OF APPAREL AND CLOTHING ACCESSORIES (VALUE)</i>	-	40,942	-	55,919	-	425,165	-	443,529
JUMLAH IMPORT BARANGAN UTAMA DAN TERPILIH <i>TOTAL IMPORTS OF MAJOR AND SELECTED COMMODITIES</i>	-	1,762,982	-	2,306,248	-	29,384,030	-	21,549,161
IMPORT TRANSAKSI BAWAH RM2,000, TSTL <i>IMPORTS OF TRANSACTIONS BELOW RM2,000, N.E.S.</i>	-	6,422	-	5,830	-	68,859	-	68,494
IMPORT LAIN <i>OTHER IMPORTS</i>	-	853,939	-	926,651	-	8,637,237	-	9,952,594
JUMLAH IMPORT <i>TOTAL IMPORTS</i>	-	2,623,343	-	3,238,728	-	38,090,126	-	31,570,250

S A B A H

JADUAL 12 : IMPORT BARANGAN UTAMA DAN TERPILIH - NILAI UNIT PURATA & SUMBANGAN PERATUSAN
 TABLE 12 : IMPORTS OF MAJOR AND SELECTED COMMODITIES - AVERAGE UNIT VALUE & PERCENTAGE CONTRIBUTION

JENIS BARANGAN TYPES OF COMMODITIES	DIS				JAN - DIS			
	2020		2021		2020		2021	
	NILAI UNIT CIF	% DRPD JUMLAH NILAI	NILAI UNIT CIF	% DRPD JUMLAH NILAI	NILAI UNIT CIF	% DRPD JUMLAH NILAI	NILAI UNIT CIF	% DRPD JUMLAH NILAI
	CIF UNIT VALUE	% OF TOTAL	CIF UNIT VALUE	% OF TOTAL	CIF UNIT VALUE	% OF TOTAL	CIF UNIT VALUE	% OF TOTAL
SUSU DAN KRIM, TEPUNG (RM PER TAN) MILK AND CREAM, POWDER (RM PER TONNE)	26,752.5	0.9	25,674.6	0.4	27,135.3	0.5	26,904.0	0.6
GANDUM, BELUM DIKILANG (RM PER TAN) WHEAT, UNMILLED (RM PER TONNE)	1,230.8	0.9	1,818.3	0.3	1,192.9	0.4	1,411.9	0.5
BERAS (RM PER TAN) RICE (RM PER TONNE)	1,818.5	1.2	2,037.8	1.1	1,950.2	1.3	2,042.1	1.7
JAGUNG (TERMASUK JAGUNG MANIS) (RM PER TAN) MAIZE (INCL. SWEET CORN) (RM PER TONNE)	1,090.6	1.5	1,505.9	1.9	948.0	0.7	1,388.5	1.2
MI DAN KELUARAN YANG SAMA (RM PER KG) NOODLES, MEE AND SIMILAR PRODUCTS (RM PER KG)	7.1	0.6	7.2	0.5	6.6	0.5	7.1	0.6
BISKUT-BISKUT (RM PER KG) BISCUITS (RM PER KG)	11.2	0.7	11.3	0.6	10.6	0.5	10.6	0.6
SAYUR-SAYURAN (RM PER TAN) VEGETABLES (RM PER TONNE)	3,345.9	1.2	3,732.1	0.8	2,941.5	0.8	3,056.7	1.0
GULA DARIPADA BIT ATAU TEBU MENTAH (RM PER TAN) RAW BEET AND CANE SUGAR (RM PER TONNE)	2,698.7	0.7	2,585.1	0.3	2,644.8	0.5	2,672.7	0.5
BAHAN MAKANAN UNTUK BINATANG (TIDAK TERMASUK BIJIAN BELUM DIKILANG) (RM PER TAN) FEEDING STUFF FOR ANIMALS (EXCLUDING UNMILLED CEREALS) (RM PER TONNE)	2,516.4	2.0	3,069.1	1.3	2,737.2	1.2	3,243.9	1.6
SUSU TEPUNG TERSEDIA, UNTUK DIGUNAKAN SEBAGAI MAKANAN BAYI (RM PER TAN) PREPARED MILK, IN POWDER FORM FOR USE AS INFANTS' FOOD (RM PER TONNE)	39,437.8	0.3	38,785.4	0.2	37,119.0	0.2	39,258.7	0.3
SUSU ISIAN PEKAT DALAM TIN (RM PER TAN) FILLED MILK, CONDENSED AND CANNED (RM PER TONNE)	5,180.2	0.6	5,525.2	0.4	5,190.9	0.5	5,255.7	0.6
MINUMAN TANPA ALKOHOL (RM PER LITER) NON-ALCOHOLIC BEVERAGES (RM PER LITRE)	3.1	1.6	2.9	1.2	2.9	1.0	2.9	1.4
BIR DAN STOUT (RM PER LITER) BEER AND STOUT (RM PER LITRE)	10.5	0.4	13.6	1.0	13.5	0.7	13.8	0.7
ROKOK (RM PER KG) CIGARETTES (RM PER KG)	194.2	0.6	424.9	0.2	210.6	0.4	443.5	0.3
MINYAK KELAPA SAWIT MENTAH (RM PER TAN) CRUDE PALM OIL (RM PER TONNE)	3,375.2	1.7	-	-	2,751.5	1.1	3,771.1	0.2
ISIRUNG KELAPA SAWIT (RM PER TAN) PALM KERNEL (RM PER TONNE)	3,977.8	0.3	77,848.3	0.1	2,557.8	0.2	6,016.4	0.2
GABUS DAN KAYU (NILAI) CORK AND WOOD (VALUE)	-	0.1	-	0.1	-	0.1	-	0.1
GUMPALAN BIJIH BESI (RM PER TAN) IRON ORE AGGLOMERATES (RM PER TONNE)	692.0	2.3	665.8	2.3	651.6	1.9	1,038.7	2.0
BAHAN SAYURAN MENTAH, TSTL (NILAI) CRUDE VEGETABLES MATERIALS, NES (VALUE)	-	0.1	-	0.1	-	0.1	-	0.1
KELUARAN PETROLEUM BERTAPIS (RM PER TAN) REFINED PETROLEUM PRODUCTS (RM PER TONNE)	1,488.7	7.9	3,303.9	8.6	1,655.0	7.5	2,264.1	9.4
PROPANA DAN BUTANA CECAIR (NILAI) LIQUEFIED PROPANE DAN BUTANA (VALUE)	-	0.7	-	1.6	-	0.6	-	1.2

S A B A H

JADUAL 12 (SAMB) : IMPORT BARANGAN UTAMA DAN TERPILIH - NILAI UNIT PURATA & SUMBANGAN PERATUSAN
 TABLE 12 (CONTD) : IMPORTS OF MAJOR AND SELECTED COMMODITIES - AVERAGE UNIT VALUE & PERCENTAGE CONTRIBUTION

JENIS BARANGAN TYPES OF COMMODITIES	DIS							
	2020				2021			
	2020		2021		2020		2021	
	NILAI UNIT CIF	% DRPD JUMLAH NILAI	NILAI UNIT CIF	% DRPD JUMLAH NILAI	NILAI UNIT CIF	% DRPD JUMLAH NILAI	NILAI UNIT CIF	% DRPD JUMLAH NILAI
	CIF UNIT VALUE	% OF TOTAL	CIF UNIT VALUE	% OF TOTAL	CIF UNIT VALUE	% OF TOTAL	CIF UNIT VALUE	% OF TOTAL
CAT DAN ENAMEL (RM PER KG) PAINTS AND ENAMELS (RM PER KG)	7.5	0.4	9.0	0.3	8.8	0.3	8.8	0.4
UBAT-UBATAN, TERMASUK VETERINAR (NILAI) MEDICAMENTS, INCL. VETERINAR (VALUE)	-	0.8	-	1.2	-	0.9	-	1.5
MINYAK WANGI, ALAT SOLEK DSB (NILAI) PERFUMERY, COSMETICS & TOILET PREPARATION (VALUE)	-	1.6	-	1.7	-	1.2	-	1.7
SABUN, SEDIAAN MEMBASUH DAN MENCUCI (RM PER KG) SOAP, WASHING AND CLEANING PREPARATIONS (RM PER KG)	4.4	0.9	4.8	0.6	4.7	0.7	4.6	0.8
BAJA DIKILANGKAN (RM PER TAN) FERTILIZERS, MANUFACTURED (RM PER TONNE)	1,124.6	1.3	1,784.1	7.6	997.0	1.8	1,198.7	4.2
RACUN SERANGGA DAN RACUN RUMPAI (RM PER KG) INSECTICIDES AND WEED KILLERS (RM PER KG)	11.8	0.5	14.8	0.5	10.6	0.4	12.3	0.6
TAYAR GETAH UNTUK MOTOKAR, BAS DAN LORI, BARU (RM PER UNIT) RUBBER TYRES FOR MOTOR CARS, BUSES AND LORRIES, NEW (RM PER UNIT)	200.2	0.7	222.3	1.0	186.6	0.6	206.4	0.8
KERTAS, PAPAN KERTAS, BARANGAN DARIPADA KERTAS PALPA, KERTAS ATAU PAPAN KERTAS (NILAI) PAPER, PAPERBOARD AND ARTICLES OF PAPER PULP, OF PAPER OR PAPERBOARD (VALUE)	-	1.6	-	1.5	-	1.2	-	1.5
KAIN KAPAS, TENUN (RM PER TAN) COTTON FABRICS, WOVEN (RM PER TONNE)	37,532.9	0.1	35,270.8	X	19,240.3	X	36,481.8	0.1
SIMEN (RM PER TAN) CEMENT (RM PER TONNE)	270.9	1.2	495.2	1.4	298.0	0.6	301.3	1.0
PERKILANGAN GALIAN, TSTL (NILAI) MINERAL MANUFACTURES, NES (VALUE)	-	0.2	-	0.2	-	0.2	-	0.2
BATANG PIPIH, BATANG BULAT DSB DARIPADA BESI DAN KELULI (RM PER TAN) IRON AND STEEL BARS, RODS, ETC. (RM PER TONNE)	2,679.1	1.4	3,961.4	1.3	2,414.9	0.5	3,355.7	1.1
KELUARAN BESI GELEK RATA ATAU KELULI (RM PER TAN) FLAT-ROLLED PRODUCTS OF IRON OR STEEL (RM PER TONNE)	3,607.1	0.7	5,874.7	1.3	3,057.5	0.8	4,528.9	1.7
SALURAN, PAIP DAN KELENGKAPANNYA DARIPADA BESI ATAU KELULI (RM PER TAN) TUBES, PIPES, HOLLOW PROFILES AND FITTINGS OF IRON OR STEEL (RM PER TONNE)	4,637.1	0.9	4,691.4	1.2	6,039.7	1.5	7,058.6	1.4
STRUKTUR DAN BAHAGIAN STRUKTUR TSTL, BESI, KELULI ATAU ALUMINIUM (RM PER TAN) STRUCTURES AND PARTS OF STRUCTURES, NES, OF IRON, STEEL OR ALUMINIUM (RM PER TONNE)	6,406.9	0.3	4,596.7	0.4	5,599.9	0.3	6,762.5	0.4
PERKILANGAN LOGAM, TSTL (NILAI) MANUFACTURES OF BASE METAL, NES (VALUE)	-	0.8	-	0.6	-	0.6	-	0.7
ENJIN OMBOH, PEMBAKARAN DALAMAN DAN ALAT GANTI (NILAI) INTERNAL COMBUSTION PISTON ENGINES AND PARTS (VALUE)	-	0.2	-	0.2	-	0.3	-	0.3

S A B A H

JADUAL 12 (SAMB) : IMPORT BARANGAN UTAMA DAN TERPILIH - NILAI UNIT PURATA & SUMBANGAN PERATUSAN
 TABLE 12 (CONT'D) : IMPORTS OF MAJOR AND SELECTED COMMODITIES - AVERAGE UNIT VALUE & PERCENTAGE CONTRIBUTION

JENIS BARANGAN TYPES OF COMMODITIES	DIS				JAN - DIS			
	2020		2021		2020		2021	
	NILAI UNIT CIF	% DRPD JUMLAH NILAI	NILAI UNIT CIF	% DRPD JUMLAH NILAI	NILAI UNIT CIF	% DRPD JUMLAH NILAI	NILAI UNIT CIF	% DRPD JUMLAH NILAI
	CIF UNIT VALUE	% OF TOTAL	CIF UNIT VALUE	% OF TOTAL	CIF UNIT VALUE	% OF TOTAL	CIF UNIT VALUE	% OF TOTAL
LOJI ELEKTRIK DAN ALAT GANTI, TSTL (NILAI) ROTATING ELECTRIC PLANT AND PARTS THEREOF, NES (VALUE)	-	0.2	-	0.1	-	0.2	-	0.2
JENTERA-JENTERA PENGGALI, PERATA, PENOLAK DLL (RM PER UNIT) EXCAVATORS, LEVELLERS, BULLDOZERS, ETC. (RM PER UNIT)	165,148.8	0.4	57,523.5	0.6	178,212.2	0.3	165,319.7	0.9
ALAT-ALAT UNTUK JENTERA PEMBINAAN DAN PERLOMBONGAN, TSTL (NILAI) PARTS FOR CONSTRUCTION AND MINING MACHINERIES, NES (VALUE)	-	1.2	-	1.0	-	1.0	-	1.0
MESIN MEMPROSES MAKANAN (TIDAK TERMASUK DOMESTIK; ALAT GANTI) (NILAI) FOOD-PROCESSING MACHINES (EXCLUDING DOMESTIC) (VALUE)	-	0.1	-	0.1	-	0.2	-	0.1
JENTERA & KELENGKAPAN KHUSUS UNTUK INDUSTRI TERTENTU & ALAT GANTI (NILAI) MACHINERY & EQUIPMENT SPECIALIZED FOR PARTICULAR INDUSTRIES AND PARTS (VALUE)	-	1.0	-	0.6	-	1.1	-	1.0
KELENGKAPAN PEMANASAN DAN PENDINGINAN & ALAT GANTI (NILAI) HEATING AND COOLING EQUIPMENT & PARTS (VALUE)	-	1.1	-	0.9	-	0.8	-	0.8
KELENGKAPAN PENAPIS/PEMBERSIH UNTUK CECAIR DAN GAS (RM PER UNIT) FILTERING AND PURIFYING APPARATUS FOR LIQUID AND GASES (RM PER UNIT)	122.1	0.4	147.2	0.6	242.0	0.6	157.2	0.6
PEMAMPAT UDARA DAN GAS (RM PER UNIT) AIR AND GAS COMPRESSORS (RM PER UNIT)	1,271.5	0.2	735.4	0.1	1,107.3	0.2	1,059.3	0.1
MESIN DERIK, KREN PENGANGKUT DAN RANGKA-RANGKA MENGANGKAT (RM PER UNIT) DERRICKS, CRANES & LIFTING FRAMES (RM PER UNIT)	48,262.0	X	71,617.5	X	261,695.7	0.1	76,001.5	0.1
MESIN AUTOMATIK DAN DATA PROSESAN DAN UNIT-UNIT LAINNYA (RM PER UNIT) AUTOMATIC DATA PROCESSING MACHINES AND UNITS THEREOF (RM PER UNIT)	792.7	0.3	103.6	0.3	1,104.5	0.2	624.5	0.5
ALAT GANTI & AKSESORI BAGI MESIN PEJABAT & KELENGKAPAN PEMROSESAN DATA AUTOMATIK (NILAI) PARTS & ACCESSORIES FOR OFFICE MACHINES & AUTOMATIC DATA PROCESSING EQUIPMENT (VALUE)	-	0.2	-	0.2	-	0.2	-	0.3
KELENGKAPAN TELEKOMUNIKASI, ALAT GANTI & AKSESORI (NILAI) TELECOMMUNICATIONS EQUIPMENT, PARTS & ACCESSORIES (VALUE)	-	2.7	-	1.7	-	1.4	-	2.2
PERKAKAS LITAR ELEKTRIK & ALAT GANTI (NILAI) ELECTRICAL APPARATUS & PARTS (VALUE)	-	0.7	-	0.5	-	0.5	-	0.5
WAYAR-WAYAR ELEKTRIK YANG DITEBAT (RM PER TAN) ELECTRIC WIRES, INSULATED (RM PER TONNE)	13,105.0	0.8	17,697.6	0.7	21,444.5	0.4	19,025.9	0.5
BATERI, SEL DAN AKUMULATOR (NILAI) PRIMARY CELLS, BATTERIES AND ACCUMULATORS (VALUE)	-	0.6	-	0.5	-	0.4	-	0.4

S A B A H

JADUAL 12 (SAMB) : IMPORT BARANGAN UTAMA DAN TERPILIH - NILAI UNIT PURATA & SUMBANGAN PERATUSAN
 TABLE 12 (CONT'D) : IMPORTS OF MAJOR AND SELECTED COMMODITIES - AVERAGE UNIT VALUE & PERCENTAGE CONTRIBUTION

JENIS BARANGAN TYPES OF COMMODITIES	DIS				JAN - DIS			
	2020		2021		2020		2021	
	NILAI UNIT CIF	% DRPD JUMLAH NILAI	NILAI UNIT CIF	% DRPD JUMLAH NILAI	NILAI UNIT CIF	% DRPD JUMLAH NILAI	NILAI UNIT CIF	% DRPD JUMLAH NILAI
	CIF UNIT VALUE	% OF TOTAL	CIF UNIT VALUE	% OF TOTAL	CIF UNIT VALUE	% OF TOTAL	CIF UNIT VALUE	% OF TOTAL
MOTOKAR, SUDAH DIPASANG (RM PER UNIT) MOTOR CARS, COMPLETELY BUILT-UP (RM PER UNIT)	40,519.2	5.9	35,280.9	5.1	38,726.5	3.1	32,794.7	3.7
LAIN-LAIN KENDERAAN PENUMPANG BERMOTOR, SUDAH DIPASANG (RM PER UNIT) OTHER PASSENGERS MOTOR VEHICLES, COMPLETELY BUILT-UP (RM PER UNIT)	73,385.4	3.8	76,467.5	4.7	74,798.5	1.8	76,443.3	3.3
MOTORBAS DAN KENDERAAN BARANG, SUDAH DIPASANG (RM PER UNIT) MOTOR BUSES AND GOODS VEHICLES, COMPLETELY BUILT-UP (RM PER UNIT)	109,196.2	2.8	111,210.5	4.4	108,038.1	1.8	109,320.4	2.9
ALAT GANTI & AKSESORI BAGI TRAKTOR, MOTOKAR DAN LAIN-LAIN KENDERAAN DARAT BERMOTOR (NILAI) PARTS & ACCESSORIES OF TRACTORS, MOTOR CARS AND OTHER ROAD MOTOR VEHICLES (VALUE)	-	1.3	-	1.4	-	1.0	-	1.5
KAPAL, BOT DAN STRUKTUR TERAPUNG (NILAI) SHIPS, BOATS AD FLOATING STRUCTURES (VALUE)	-	0.1	-	X	-	26.6	-	0.1
ALAT & PERKAKAS MENGUKUR, MEMERIKSA, MENGANALISIS DAN KAWALAN (NILAI) MEASURING, CHECKING, ANALYSING AND CONTROLLING INSTRUMENTS AND APPARATUS (VALUE)	-	0.8	-	0.6	-	0.9	-	0.9
BARANG-BARANG PLASTIK, TSTL (NILAI) ARTICLES OF PLASTICS, NES. (VALUE)	-	2.0	-	1.5	-	1.2	-	2.0
PAKAIAN DAN SEGALA KELENGKAPAN PAKAIAN (NILAI) ARTICLES OF APPAREL AND CLOTHING ACCESSOREIS (VALUE)	-	1.6	-	1.7	-	1.1	-	1.4
JUMLAH IMPORT BARANGAN UTAMA DAN TERPILIH TOTAL IMPORTS OF MAJOR AND SELECTED COMMODITIES	-	67.2	-	71.2	-	77.1	-	68.3
IMPORT TRANSAKSI BAWAH RM2,000, T.S.T.L. IMPORTS OF TRANSACTIONS BELOW RM2,000, N.E.S.	-	0.2	-	0.2	-	0.2	-	0.2
IMPORT LAIN OTHER IMPORTS	-	32.6	-	28.6	-	22.7	-	31.5
PERATUS PERCENTAGE	-	100.0	-	100.0	-	100.0	-	100.0

S A B A H

JADUAL 13 : IMPORT DARI SEMENANJUNG MALAYSIA DAN SARAWAK (RM'000)
 TABLE 13 : IMPORTS FROM PENINSULAR MALAYSIA AND SARAWAK (RM'000)

SEKSYEN BARANGAN COMMODITY SECTIONS	IMPORT SABAH DARI / SABAH'S IMPORT FROM							
	SEM. MALAYSIA / PEN. MALAYSIA				SARAWAK			
	DIS		JAN - DIS		DIS		JAN - DIS	
	2020	2021	2020	2021	2020	2021	2020	2021
0 MAKANAN FOOD	269,939	258,598	2,851,677	3,032,359	1,350	680	20,219	39,144
1 MINUMAN DAN TEMBAKAU BEVERAGES AND TOBACCO	65,509	80,413	766,304	774,579	1,116	2,478	9,120	10,283
2 BAHAN-BAHAN MENTAH TIDAK BOLEH DIMAKAN CRUDE MATERIALS, INEDIBLE	10,306	7,525	78,433	97,187	854	1,051	16,756	44,844
3 BAHAN API GALIAN, PELINCIR, DLL. MINERAL FUELS, LUBRICANTS, ETC.	188,835	299,317	2,369,735	2,395,196	7,469	27,320	35,339	258,259
4 MINYAK DAN LEMAK BINATANG DAN SAYUR-SAYURAN ANIMAL AND VEGETABLE OILS AND FATS	4,976	31,399	59,588	148,072	-	-	32,960	13,234
5 BAHAN KIMIA CHEMICALS	169,810	211,409	1,894,286	2,619,016	7,082	5,733	30,857	25,328
6 BARANG-BARANG KELUARAN KILANG MANUFACTURED GOODS	186,142	227,351	1,740,518	2,188,659	7,676	14,264	137,427	130,983
7 JENTERA & KELENGKAPAN PENGANGKUTAN MACHINERY & TRANSPORT EQUIPMENT	681,349	825,393	6,187,340	7,287,708	11,911	10,689	138,367	155,704
8 PELBAGAI BARANG KELUARAN KILANG MISCELLANEOUS MANUFACTURED ARTICLES	197,148	214,308	1,767,015	2,079,273	2,028	892	16,490	14,873
9 PELBAGAI URUS NIAGA DAN BARANGAN MISCELLANEOUS TRANSACTIONS AND COMMODITIES	4,643	4,547	50,235	67,642	336	223	3,300	3,222
JUMLAH TOTAL	1,778,657	2,160,261	17,765,130	20,689,690	39,822	63,330	440,836	695,875

S A B A H

JADUAL 14 : EKSPORT KE SEMENANJUNG MALAYSIA DAN SARAWAK (RM'000)
 TABLE 14 : EXPORTS TO PENINSULAR MALAYSIA AND SARAWAK (RM'000)

SEKSYEN BARANGAN COMMODITY SECTIONS	EKSPORT SABAH KE / SABAH'S EXPORT TO							
	SEM. MALAYSIA / PEN. MALAYSIA				SARAWAK			
	DIS		JAN - DIS		DIS		JAN - DIS	
	2020	2021	2020	2021	2020	2021	2020	2021
0 MAKANAN FOOD	47,230	27,991	435,221	372,217	1,851	1,186	32,780	19,860
1 MINUMAN DAN TEMBAKAU BEVERAGES AND TOBACCO	13	-	691	769	1,168	367	5,145	4,423
2 BAHAN-BAHAN MENTAH TIDAK BOLEH DIMAKAN CRUDE MATERIALS, INEDIBLE	14,415	19,169	147,275	190,642	4,493	6,010	69,213	74,888
3 BAHAN API GALIAN, PELINCIR, DLL. MINERAL FUELS, LUBRICANTS, ETC.	463,477	1,561,476	8,301,000	13,135,099	1,335	1,380	41,734	27,710
4 MINYAK DAN LEMAK BINATANG DAN SAYUR-SAYURAN ANIMAL AND VEGETABLE OILS AND FATS	89,262	297,491	886,933	1,360,486	2	16,054	16,944	33,665
5 BAHAN KIMIA CHEMICALS	32,868	11,040	281,724	521,066	17,744	25,097	265,599	270,414
6 BARANG-BARANG KELUARAN KILANG MANUFACTURED GOODS	15,299	14,950	165,653	154,881	24,302	29,056	379,930	294,688
7 JENTERA & KELENGKAPAN PENGANGKUTAN MACHINERY & TRANSPORT EQUIPMENT	44,687	58,780	438,890	531,260	20,086	27,742	418,134	348,335
8 PELBAGAI BARANG KELUARAN KILANG MISCELLANEOUS MANUFACTURED ARTICLES	8,077	10,371	81,742	105,265	3,545	3,134	62,949	43,975
9 PELBAGAI URUS NIAGA DAN BARANGAN MISCELLANEOUS TRANSACTIONS AND COMMODITIES	536	492	5,536	6,674	631	478	6,155	5,453
JUMLAH TOTAL	715,865	2,001,760	10,744,667	16,378,358	75,158	110,505	1,298,583	1,123,412

S A B A H

JADUAL 15 : EKSPORT & IMPORT MENGIKUT SEKTOR DAN BARANGAN UTAMA (RM'000)

TABLE 15 : EXPORTS & IMPORTS BY SECTOR AND SELECTED COMMODITIES (RM'000)

SEKTOR / BARANGAN SECTOR / SELECTED COMMODITIE	IMPORT / IMPORTS CIF				EKSPORT / EXPORTS FOB			
	2020	DIS 2021	JAN - DIS 2020 2021		2020	DIS 2021	JAN - DIS 2020 2021	
PERTANIAN <i>AGRICULTURE</i>	279,695	228,664	2,400,352	2,514,030	1,995,634	3,405,254	16,004,216	21,583,240
GETAH ASLI <i>NATURAL RUBBER</i>	-	-	-	-	23,974	31,262	192,042	309,764
KAYU BALAK <i>SAWLOG</i>	-	-	-	402	260	384	7,335	7,834
KAYU GERGAJI & KAYU KUMAI <i>SAWN TIMBER & MOULDINGS</i>	1,047	1,198	18,499	11,169	15,298	31,286	178,420	250,342
MINYAK KELAPA SAWIT DAN HASIL KELUARAN KELAPA SAWIT <i>PALM OIL AND PALM-BASED PRODUCTS</i>	97,010	29,213	512,269	379,742	1,871,151	3,288,033	14,786,297	20,317,908
HASIL DARI LAUT, SEGAR, SEJUK ATAU BEKU <i>SEAFOOD, FRESH, CHILLED OR FROZEN</i>	4,516	9,394	65,044	67,716	72,528	45,585	715,961	600,103
LAIN-LAIN <i>OTHERS</i>	177,121	188,858	1,804,540	2,055,000	12,423	8,704	124,161	97,289
PERLOMBONGAN <i>MINING</i>	71,193	80,843	863,145	853,776	1,311,802	2,749,822	16,801,463	23,293,852
PETROLEUM MENTAH <i>CRUDE PETROLEUM</i>	-	-	-	-	1,152,881	1,942,513	15,293,459	19,051,018
KONDENSAT DAN MINYAK PETROLEUM LAIN <i>CONDENSATES ANT OTHER PETROLEUM OIL</i>	-	-	12	*	50,587	98,756	632,103	1,151,467
GAS ASLI CECAIR <i>LIQUEFIED NATURAL GAS</i>	-	-	-	4,262	105,185	702,776	799,170	3,021,864
BAJA MENTAH DAN GALIAN MENTAH <i>CRUDE FERTILIZERS AND CRUDE MINERALS</i>	11,417	7,453	140,392	207,422	3,150	5,769	65,794	69,442
BIJIH LOGAM DAN SERPIHAN LOGAM <i>METALLIFEROUS ORES AND METAL SCRAP</i>	59,694	73,239	718,139	638,700	-	9	10,936	46
LAIN-LAIN <i>OTHERS</i>	82	151	4,602	3,391	-	-	-	15
PEMBUATAN <i>MANUFACTURING</i>	2,258,361	2,917,598	34,688,984	28,027,143	826,728	1,193,954	8,469,913	10,744,087
BARANGAN ELEKTRIK & ELEKTRONIK <i>ELECTRICAL & ELECTRONIC PRODUCTS</i>	209,298	192,729	1,969,988	2,282,250	9,738	12,268	168,661	116,516

S A B A H

JADUAL 15 (SAMB.) : EKSPORT & IMPORT MENGIKUT SEKTOR DAN BARANGAN UTAMA (RM'000)
 TABLE 15 (CONT'D) : EXPORTS & IMPORTS BY SECTOR AND SELECTED COMMODITIES (RM'000)

SEKTOR / BARANGAN SECTOR / SELECTED COMMODITIES	IMPORT / IMPORTS CIF				EKSPORT / EXPORTS FOB			
	2020	DIS 2021	JAN - DIS 2020 2021		2020	DIS 2021	JAN - DIS 2020 2021	
BAHAN KIMIA & KELUARAN KIMIA (TIDAK TERMASUK BAHAN PLASTIK BUKAN DALAM BENTUK UTAMA) CHEMICAL AND CHEMICAL PRODUCTS (EXCLUDE PLASTICS IN NON-PRIMARY FORMS)	209,428	492,735	2,885,091	4,234,704	344,182	460,374	2,938,600	4,901,585
JENTERA, KELENGKAPAN & ALAT GANTI MACHINERY, EQUIPMENT & PARTS	233,230	250,059	3,041,264	2,802,540	51,068	46,059	748,163	705,826
KELUARAN PETROLEUM PETROLEUM PRODUCTS	224,361	334,567	3,107,634	3,413,884	1,504	1,900	46,192	38,609
KELUARAN LOGAM MANUFACTURES OF METAL	81,782	86,390	805,504	875,855	16,539	23,913	265,688	221,216
ALAT KELENGKAPAN PENGANGKUTAN TRANSPORT EQUIPMENT	400,748	555,064	13,418,027	4,101,639	31,944	51,860	281,551	387,574
ALAT KELENGKAPAN OPTIK & SAINTIFIK OPTICAL & SCIENTIFIC EQUIPMENT	42,865	45,168	506,457	507,214	12,307	21,768	208,809	213,382
MAKANAN DIPROSES PROCESSED FOOD	264,633	245,443	2,711,494	2,852,582	30,472	23,880	305,935	324,634
TEKSTIL, PAKAIAN & KASUT TEXTILES, APPARELS & FOOTWEAR	68,708	87,352	769,880	747,180	4,654	3,720	25,071	27,342
KELUARAN BESI & KELULI IRON & STEEL PRODUCTS	78,555	126,906	1,103,865	1,376,990	124,916	169,712	1,331,478	1,147,020
KELUARAN PLASTIK MANUFACTURE OF PLASTICS	68,411	61,296	606,335	763,894	1,238	2,386	19,931	25,892
KERTAS & KELUARAN KERTAS PAPER & PULP PRODUCTS	41,363	47,138	444,920	475,543	2,519	4,744	34,809	62,837
KELUARAN GETAH RUBBER PRODUCTS	39,164	48,637	364,311	395,875	1,847	1,123	23,758	35,133
PRODUK KELUARAN BERASASKAN MINYAK KELAPA SAWIT PALM OIL-BASED MANUFACTURED PRODUCTS	18,938	29,552	333,140	259,798	129,830	236,216	1,236,607	1,468,508
KELUARAN GALIAN BUKAN LOGAM NON-METALLIC MINERAL PRODUCTS	57,115	75,814	470,448	597,042	1,102	806	14,653	15,837
MINUMAN & TEMBAKAU BEVERAGES & TOBACCO	70,326	87,454	840,646	823,729	1,238	444	41,206	9,301
BARANG KEMAS JEWELLERY	23,877	17,354	104,535	171,242	1,926	2,247	17,462	14,709

S A B A H

JADUAL 15 (SAMB.) : EKSPORT & IMPORT MENGIKUT SEKTOR DAN BARANGAN UTAMA (RM'000)
 TABLE 15 (CONT'D) : EXPORTS & IMPORTS BY SECTOR AND SELECTED COMMODITIES (RM'000)

SEKTOR / BARANGAN SECTOR / SELECTED COMMODITIES	IMPORT / IMPORTS CIF				EKSPORT / EXPORTS FOB			
	DIS		JAN - DIS		DIS		JAN - DIS	
	2020	2021	2020	2021	2020	2021	2020	2021
KELUARAN KAYU WOOD PRODUCTS	20,788	27,904	227,338	270,625	52,430	120,551	573,884	884,582
LAIN-LAIN OTHERS	104,771	106,038	978,107	1,074,557	7,273	9,983	187,453	143,582
LAIN-LAIN OTHERS	14,095	11,623	137,645	175,301	2,960	4,833	60,979	43,388
JUMLAH TOTAL	2,623,343	3,238,728	38,090,126	31,570,250	4,137,124	7,353,864	41,336,571	55,664,568

S A B A H

JADUAL 16 : PERDAGANGAN LANGSUNG LUAR NEGERI DAN PERDAGANGAN DENGAN DAN MELALUI SINGAPURA
(IMPORT, EKSPORT DAN IMBANGAN PERDAGANGAN) (RM'000)

TABLE 16 : DIRECT FOREIGN TRADE AND TRADE WITH AND VIA THE REPUBLIC OF SINGAPORE
(IMPORTS, EXPORTS AND BALANCE OF TRADE) (RM'000)

	DIS		JAN - DIS	
	2020	2021	2020	2021
IMPORT / IMPORTS CIF				
PERDAGANGAN LANGSUNG DARI LUAR NEGERI (A) DIRECT FOREIGN TRADE	2,504,383	3,141,956	35,770,255	29,827,618
REPUBLIK SINGAPURA (B) SINGAPORE, REP. OF	118,960	96,772	2,319,870	1,742,632
JUMLAH TOTAL	2,623,343	3,238,728	38,090,126	31,570,250
EKSPORT / EXPORTS CIF				
PERDAGANGAN LANGSUNG KE LUAR NEGERI (A) DIRECT FOREIGN TRADE	3,897,916	7,223,043	39,766,151	54,283,265
REPUBLIK SINGAPURA (B) SINGAPORE, REP. OF	239,208	130,820	1,570,420	1,381,303
JUMLAH TOTAL	4,137,124	7,353,864	41,336,571	55,664,568
IMBANGAN PERDAGANGAN / BALANCE OF TRADE				
PERDAGANGAN LANGSUNG DARI LUAR NEGERI (A) DIRECT FOREIGN TRADE	1,393,533	4,081,087	3,995,896	24,455,647
REPUBLIK SINGAPURA (B) SINGAPORE, REP. OF	120,248	34,048	-749,450	-361,329
JUMLAH TOTAL	1,513,781	4,115,135	3,246,446	24,094,318

CATATAN :- (A) PERDAGANGAN LANGSUNG DARI DAN KE LUAR NEGERI MERUJUK KEPADA IMPORT DAN EKSPORT DARI DAN KE SABAH YANG TIDAK DIPUNGGAH ATAU DIPINDAHKAN DI SINGAPURA. INI TERMASUK PERDAGANGAN DENGAN SEMENANJUNG MALAYSIA DAN SARAWAK.

(B) MERUJUK KEPADA IMPORT DAN EKSPORT SABAH MELALUI LIMBONGAN DAN JETI SINGAPURA. OLEH ITU, BARANG-BARANG YANG BERASAL DARI SINGAPURA YANG DIBAWA MASUK KE SABAH DAN BARANG-BARANG YANG BERASAL DARI SABAH YANG DIEKSPORT KE SINGAPURA ADALAH TERMASUK DI BAWAH KEPALA RENCANA INI.

NOTES :- (A) DIRECT FOREIGN TRADE REFERS TO IMPORTS AND EXPORTS INTO AND FROM SABAH THAT ARE NOT HANDLED OR TRANSHIPPED AT THE REPUBLIC OF SINGAPORE. IT INCLUDES TRADE WITH PENINSULA MALAYSIA AND SARAWAK.

(B) REFERS TO SABAH'S IMPORTS AND EXPORTS WHICH PASS THROUGH (VIA) THE REPUBLIC OF SINGAPORE DOCKS AND WHARVES. HENCE, GOODS OF THE REPUBLIC OF SINGAPORE ORIGIN IMPORTED INTO SABAH AND GOODS OF SABAH ORIGIN EXPORTED TO THE REPUBLIC OF SINGAPORE ARE INCLUDED UNDER THIS HEADING.

Muka surat ini sengaja dibiarkan kosong.
This page is deliberately left blank.

**NILAI EKSPORT, IMPORT DAN EKSPORT
SEMULA MENGIKUT NEGARA YANG
DITUJU DAN ASAL, KUMPULAN,
BAHAGIAN DAN SEKSYEN BARANGAN**

*VALUE OF EXPORTS, IMPORTS AND RE-
EXPORTS BY COUNTRY OF DESTINATION
AND ORIGIN, COMMODITY GROUPS,
DIVISIONS AND SECTIONS*

TABLE 8 (MODIFIED)

SABAH (FINAL)

FOREIGN TRADE : COUNTRY WITH GROUP / DIVISION & SECTION TOTALS

GROUP / DIV / SECT	EXPORT & RE EXPORTS RM FOB JAN - DEC 2021	IMPORTS RM CIF JAN - DEC 2021	RE EXPORTS RM FOB JAN - DEC 2021
--- AFGHANISTAN			
GRP 931 SPECIAL TRANSACTIONS AND COMMODITIES	-	45	-
DIV 93 SPECIAL TRANSACTIONS AND COMMODITIES	-	45	-
SECT 9 MISCELLANEOUS TRANSACTIONS AND COMMODITIES	-	45	-
TOTAL - AFGHANISTAN	-	45	-
--- ALBANIA			
GRP 749 NON-ELECTRIC PARTS AND ACCESSORIES OF MACHINERY, N.E.S.	-	12,521	-
GRP 931 SPECIAL TRANSACTIONS AND COMMODITIES	-	4,582	-
DIV 74 GENERAL INDUSTRIAL MACHINERY AND EQUIPMENT, N.E.S. AND MACHINE PARTS, N.E.S.	-	12,521	-
DIV 93 SPECIAL TRANSACTIONS AND COMMODITIES	-	4,582	-
SECT 7 MACHINERY & TRANSPORT EQUIPMENT	-	12,521	-
SECT 9 MISCELLANEOUS TRANSACTIONS AND COMMODITIES	-	4,582	-
TOTAL - ALBANIA	-	17,103	-
--- ALGERIA			
GRP 422 OTHER FIXED VEGETABLE OILS, FLUID OR SOLID, CRUDE, REFINED OR PURIFIED	12,833,427	-	-
GRP 431 ANIMAL OR VEGETABLE OILS AND FATS, PROCESSED, AND WAXES OF ANIMAL OR VEGETABLE ORIGIN	12,337,784	-	-
GRP 716 ROTATING ELECTRIC PLANT AND PARTS THEREOF, N.E.S.	4,996	-	4,996
GRP 723 CIVIL ENGINEERING AND CONTRACTORS' PLANT AND EQUIPMENT	2,080	-	2,080
GRP 728 OTHER MACHINERY AND EQUIPMENT SPECIALIZED FOR PARTICULAR INDUSTRIES, AND PARTS THEREOF, N.E.S.	10,997	-	10,997
GRP 874 MEASURING, CHECKING, ANALYSING AND CONTROLLING INSTRUMENTS AND APPARATUS N.E.S.	6,962	-	6,962
GRP 931 SPECIAL TRANSACTIONS AND COMMODITIES	985	-	985
DIV 42 FIXED VEGETABLE OILS AND FATS, CRUDE, REFINED OR FRACTIONATED	12,833,427	-	-
DIV 43 ANIMAL OR VEGETABLE OILS AND FATS, PROCESSED, AND WAXES OF ANIMAL OR VEGETABLE ORIGIN	12,337,784	-	-
DIV 71 POWER GENERATING MACHINERY AND EQUIPMENT	4,996	-	4,996
DIV 72 MACHINERY SPECIALIZED FOR PARTICULAR INDUSTRIES	13,077	-	13,077
DIV 87 PROFESSIONAL, SCIENTIFIC AND CONTROLLING INSTRUMENTS AND APPARATUS, N.E.S.	6,962	-	6,962
DIV 93 SPECIAL TRANSACTIONS AND COMMODITIES	985	-	985
SECT 4 ANIMAL AND VEGETABLE OILS AND FATS	25,171,211	-	-
SECT 7 MACHINERY & TRANSPORT EQUIPMENT	18,073	-	18,073
SECT 8 MISCELLANEOUS MANUFACTURED ARTICLES	6,962	-	6,962
SECT 9 MISCELLANEOUS TRANSACTIONS AND COMMODITIES	985	-	985
TOTAL - ALGERIA	25,197,231	-	26,020

TABLE 8 (MODIFIED)

SABAH (FINAL)

FOREIGN TRADE : COUNTRY WITH GROUP / DIVISION & SECTION TOTALS

GROUP / DIV / SECT	EXPORT & RE EXPORTS RM FOB JAN - DEC 2021	IMPORTS RM CIF JAN - DEC 2021	RE EXPORTS RM FOB JAN - DEC 2021
--- ANDORRA			
GRP 081 FEEDING STUFF FOR ANIMALS (NOT INCLUDING UNMILLED CEREALS)	-	91,112	-
DIV 08 FEEDING STUFF FOR ANIMALS (NOT INCLUDING UNMILLED CEREALS)	-	91,112	-
SECT 0 FOOD AND LIVE ANIMALS	-	91,112	-
TOTAL - ANDORRA	-	91,112	-
--- ANGOLA			
GRP 581 TUBES, PIPES AND HOSES OF PLASTICS	2,414	-	2,414
GRP 679 TUBES, PIPES AND HOLLOW PROFILES, AND TUBES OR PIPE FITTINGS, OF IRON OR STEEL	11,907	-	11,907
GRP 695 TOOLS FOR USE IN THE HAND OR IN MACHINES	2,208	-	2,208
GRP 699 MANUFACTURES OF BASE METAL, N.E.S.	15,853	-	15,853
GRP 723 CIVIL ENGINEERING AND CONTRACTORS' PLANT AND EQUIPMENT	27,865	-	27,865
GRP 728 OTHER MACHINERY AND EQUIPMENT SPECIALIZED FOR PARTICULAR INDUSTRIES, AND PARTS THEREOF, N.E.S.	9,427	-	9,427
GRP 743 PUMPS (OTHER THAN PUMPS FOR LIQUIDS) AND COMPRESSORS AND FANS; CENTRIFUGES; FILTERING OR PURIFYING APPARATUS	29,717	2,865	29,717
GRP 747 TAPS, COCKS, VALVES AND SIMILAR APPLIANCE	12,402	-	12,402
GRP 772 ELECTRICAL APPARATUS, RESISTOR, SWITHBOARD AND CONTROL PANELS N.E.S., AND PARTS N.E.S.	33,330	-	33,330
GRP 773 EQUIPMENT FOR DISTRIBUTING ELECTRICITY, N.E.S.	3,525	-	3,525
GRP 874 MEASURING, CHECKING, ANALYSING AND CONTROLLING INSTRUMENTS AND APPARATUS N.E.S.	43,896	-	43,896
GRP 931 SPECIAL TRANSACTIONS AND COMMODITIES	24,916	1,999	24,916
DIV 58 PLASTICS IN NON-PRIMARY FORMS	2,414	-	2,414
DIV 67 IRON AND STEEL	11,907	-	11,907
DIV 69 MANUFACTURES OF METAL, N.E.S.	18,061	-	18,061
DIV 72 MACHINERY SPECIALIZED FOR PARTICULAR INDUSTRIES	37,292	-	37,292
DIV 74 GENERAL INDUSTRIAL MACHINERY AND EQUIPMENT, N.E.S. AND MACHINE PARTS, N.E.S.	42,119	2,865	42,119
DIV 77 ELECTRICAL MACHINERY, APPARATUS AND APPLIANCES, N.E.S. AND ELECTRICAL PARTS THEREOF	36,855	-	36,855
DIV 87 PROFESSIONAL, SCIENTIFIC AND CONTROLLING INSTRUMENTS AND APPARATUS, N.E.S.	43,896	-	43,896
DIV 93 SPECIAL TRANSACTIONS AND COMMODITIES	24,916	1,999	24,916
SECT 5 CHEMICALS	2,414	-	2,414
SECT 6 MANUFACTURED GOODS	29,968	-	29,968
SECT 7 MACHINERY & TRANSPORT EQUIPMENT	116,266	2,865	116,266
SECT 8 MISCELLANEOUS MANUFACTURED ARTICLES	43,896	-	43,896
SECT 9 MISCELLANEOUS TRANSACTIONS AND COMMODITIES	24,916	1,999	24,916
TOTAL - ANGOLA	217,460	4,864	217,460

TABLE 8 (MODIFIED)

SABAH (FINAL)

FOREIGN TRADE : COUNTRY WITH GROUP / DIVISION & SECTION TOTALS

GROUP / DIV / SECT	EXPORT & RE EXPORTS		IMPORTS	RE EXPORTS
	RM FOB	RM FOB	RM CIF	RM FOB
	JAN - DEC 2021		JAN - DEC 2021	JAN - DEC 2021
--- ARGENTINA				
GRP 044	MAIZE (NOT INCLUDING SWEET CORN), UNMILLED	-	292,195,009	-
GRP 054	VEGETABLES, FRESH, CHILLED, FROZEN OR SIMPLY PRESERVED	-	2,609,180	-
GRP 057	FRUITS AND NUTS (NOT INCLUDING OIL NUTS), FRESH OR DRIED	-	42,035	-
GRP 081	FEEDING STUFF FOR ANIMALS (NOT INCLUDING UNMILLED CEREALS)	-	203,732,281	-
GRP 112	ALCOHOLIC BEVERAGES	-	219,687	-
GRP 231	NATURAL RUBBER, NATURAL GUMS, IN PRIMARY FORMS	16,970,129	-	-
GRP 592	STARCHES, INULIN AND WHEAT GLUTEN; ALBUMINOIDAL SUBSTANCES; GLUES	-	5,500	-
GRP 629	ARTICLES OF RUBBER, N.E.S	2,279	-	2,279
GRP 679	TUBES, PIPES AND HOLLOW PROFILES, AND TUBES OR PIPE FITTINGS, OF IRON OR STEEL	-	28,864	-
GRP 695	TOOLS FOR USE IN THE HAND OR IN MACHINES	8,627	-	8,627
GRP 713	INTERNAL COMBUSTION PISTON ENGINES, AND PARTS THEREOF, N.E.S.	-	5,479	-
GRP 742	PUMPS FOR LIQUIDS, LIQUID ELEVATORS AND PARTS	-	10,783	-
GRP 743	PUMPS (OTHER THAN PUMPS FOR LIQUIDS) AND COMPRESSORS AND FANS; CENTRIFUGES; FILTERING OR PURIFYING APPARATUS	-	24,563	-
GRP 747	TAPS, COCKS, VALVES AND SIMILAR APPLIANCE	6,556	51,820	6,556
GRP 773	EQUIPMENT FOR DISTRIBUTING ELECTRICITY, N.E.S.	-	2,109	-
GRP 874	MEASURING, CHECKING, ANALYSING AND CONTROLLING INSTRUMENTS AND APPARATUS N.E.S.	-	36,201	-
GRP 931	SPECIAL TRANSACTIONS AND COMMODITIES	4,093	11,245	4,093
DIV 04	CEREALS AND CEREAL PREPARATIONS	-	292,195,009	-
DIV 05	VEGETABLES AND FRUITS	-	2,651,215	-
DIV 08	FEEDING STUFF FOR ANIMALS (NOT INCLUDING UNMILLED CEREALS)	-	203,732,281	-
DIV 11	BEVERAGES	-	219,687	-
DIV 23	CRUDE RUBBER (INCLUDING SYNTHETIC AND RECLAIMED)	16,970,129	-	-
DIV 59	CHEMICAL MATERIALS AND PRODUCTS, N.E.S.	-	5,500	-
DIV 62	RUBBER MANUFACTURES, N.E.S.	2,279	-	2,279
DIV 67	IRON AND STEEL	-	28,864	-
DIV 69	MANUFACTURES OF METAL, N.E.S.	8,627	-	8,627
DIV 71	POWER GENERATING MACHINERY AND EQUIPMENT	-	5,479	-
DIV 74	GENERAL INDUSTRIAL MACHINERY AND EQUIPMENT, N.E.S. AND MACHINE PARTS, N.E.S.	6,556	87,166	6,556
DIV 77	ELECTRICAL MACHINERY, APPARATUS AND APPLIANCES, N.E.S. AND ELECTRICAL PARTS THEREOF	-	2,109	-
DIV 87	PROFESSIONAL, SCIENTIFIC AND CONTROLLING INSTRUMENTS AND APPARATUS, N.E.S.	-	36,201	-
DIV 93	SPECIAL TRANSACTIONS AND COMMODITIES	4,093	11,245	4,093
SECT 0	FOOD AND LIVE ANIMALS	-	498,578,505	-

TABLE 8 (MODIFIED)

SABAH (FINAL)

FOREIGN TRADE : COUNTRY WITH GROUP / DIVISION & SECTION TOTALS

GROUP / DIV / SECT	EXPORT & RE EXPORTS RM FOB JAN - DEC 2021	IMPORTS RM CIF JAN - DEC 2021	RE EXPORTS RM FOB JAN - DEC 2021
SECT 1 BEVERAGES AND TOBACCO	-	219,687	-
SECT 2 CRUDE MATERIALS, INEDIABLE	16,970,129	-	-
SECT 5 CHEMICALS	-	5,500	-
SECT 6 MANUFACTURED GOODS	10,906	28,864	10,906
SECT 7 MACHINERY & TRANSPORT EQUIPMENT	6,556	94,754	6,556
SECT 8 MISCELLANEOUS MANUFACTURED ARTICLES	-	36,201	-
SECT 9 MISCELLANEOUS TRANSACTIONS AND COMMODITIES	4,093	11,245	4,093
TOTAL - ARGENTINA	16,991,684	498,974,756	21,555
... AUSTRALIA			
GRP 001 LIVE ANIMALS	-	7,181,798	-
GRP 011 MEAT OF BOVINE ANIMALS, FRESH, CHILLED OR FROZEN	-	13,718,749	-
GRP 012 OTHER MEAT AND EDIBLE OFFAL, FRESH, CHILLED OR FROZEN	-	29,191,923	-
GRP 016 MEAT AND EDIBLE MEAT OFFAL, SALTED, IN BRINE, DRIED OR SMOKED; EDIBLE FLOURS AND MEALS OF MEAT OR MEAT OFFAL	-	55,675	-
GRP 017 MEAT AND EDIBLE MEAT OFFAL, PREPARED OR PRESERVED, N.E.S.	-	8,784	-
GRP 022 MILK AND CREAM AND MILK PRODUCTS OTHER THAN BUTTER OR CHEESE	-	5,498,050	-
GRP 023 BUTTER AND OTHER FATS AND OILS DERIVED FROM MILK	-	1,472,025	-
GRP 024 CHEESE AND CURD	-	14,742,718	-
GRP 034 FISH, FRESH(LIVE OR DEAD), CHILLED OR FROZEN	116,931	579,903	-
GRP 036 CRUSTACEANS AND MOLLUSCS, FRESH, CHILLED, FROZEN, SALTED OR IN BRINE OR DRIED	40,723,433	2,156,424	-
GRP 037 FISH, CRUSTACEANS AND MOLLUSCS PREPARED OR PRESERVED, N.E.S.	-	5,428	-
GRP 041 WHEAT (INCLUDING SPELT) AND MESLIN, UNMILLED	-	114,314,596	-
GRP 044 MAIZE (NOT INCLUDING SWEET CORN), UNMILLED	-	1,619	-
GRP 045 CEREALS, UNMILLED (OTHER THAN WHEAT RICE, BARLEY AND MAIZE)	-	37,649	-
GRP 048 CEREAL PREPARATIONS AND PREPARATION OF FLOUR OR STARCH OF FRUITS OR VEGETABLES	2,947	4,011,443	2,947
GRP 054 VEGETABLES, FRESH, CHILLED, FROZEN OR SIMPLY PRESERVED	270	8,047,483	270
GRP 056 VEGETABLES, ROOT AND TUBERS, PREPARED OR PRESERVED, N.E.S.	-	50,651	-
GRP 057 FRUITS AND NUTS (NOT INCLUDING OIL NUTS), FRESH OR DRIED	861	10,439,122	826
GRP 058 FRUITS, PRESERVED, AND FRUIT PREPARATIONS (EXCLUDING FRUIT JUICES)	-	228,439	-
GRP 059 FRUIT JUICES (INCLUDING GRAPE MUST) & VEGETABLE JUICES, UNFERMENTED & NOT CONTAINING ADDED SPIRIT,WHETHER / NOT CONTAINING ADDED SUGAR OR OTHER SWEETENING MATTER	-	25,870	-
GRP 061 SUGARS, MOLASSES AND HONEY	-	529,201	-
GRP 062 SUGAR CONFECTIONERY	-	20,685	-
GRP 071 COFFEE AND COFFEE SUBSTITUTES	-	8,401	-

TABLE 8 (MODIFIED)

SABAH (FINAL)

FOREIGN TRADE : COUNTRY WITH GROUP / DIVISION & SECTION TOTALS

GROUP / DIV / SECT	EXPORT & RE EXPORTS	IMPORTS	RE EXPORTS
	RM FOB JAN - DEC 2021	RM CIF JAN - DEC 2021	RM FOB JAN - DEC 2021
GRP 073 CHOCOLATE AND OTHER FOOD PREPARATIONS CONTAINING COCOA, N.E.S	-	163,047	-
GRP 074 TEA AND MATE	-	6,378	-
GRP 075 SPICES	-	1,381,755	-
GRP 081 FEEDING STUFF FOR ANIMALS (NOT INCLUDING UNMILLED CEREALS)	-	2,077,563	-
GRP 091 MARGARINE AND SHORTENING	-	102,966	-
GRP 098 EDIBLE PRODUCTS AND PREPARATIONS, N.E.S.	44,793	1,676,064	38,668
GRP 111 NON-ALCOHOLIC BEVERAGES, N.E.S.	-	816,521	-
GRP 112 ALCOHOLIC BEVERAGES	-	6,169,864	-
GRP 231 NATURAL RUBBER, NATURAL GUMS, IN PRIMARY FORMS	811,854	-	-
GRP 248 WOOD, SIMPLY WORKED, AND RAILWAY SLEEPERS OF WOOD	5,932,578	-	-
GRP 269 WORN CLOTHING AND OTHER WORN TEXTILE ARTICLES ;RAGS	5,174	72,916	5,174
GRP 277 NATURAL ABRASIVES, N.E.S. (INCLUDING INDUSTRIAL DIAMONDS)	-	201,267	-
GRP 278 OTHER CRUDE MINERALS	7,653	634,773	7,653
GRP 282 FERROUS WASTE AND SCRAP; REMELTING INGOTS OF IRON OR STEEL	-	2,950,627	-
GRP 291 CRUDE ANIMAL MATERIALS, N.E.S.	-	1,477,988	-
GRP 292 CRUDE VEGETABLE MATERIALS, N.E.S.	96	306,735	96
GRP 333 PETROLEUM OILS, CRUDE, AND CRUDE OILS OBTAINED FROM BITUMINOUS MINERALS	3,381,295,527	-	-
GRP 334 PETROLEUM PRODUCTS, REFINED	-	86,950	-
GRP 343 NATURAL GAS, WHETHER OR NOT LIQUEFIED	-	4,244,696	-
GRP 421 FIXED VEGETABLE OILS, 'SOFT', CRUDE, REFINED OR PURIFIED	-	58,006	-
GRP 422 OTHER FIXED VEGETABLE OILS, FLUID OR SOLID, CRUDE, REFINED OR PURIFIED	-	17,371	-
GRP 522 INORGANIC CHEMICAL ELEMENTS, OXIDES AND HALOGEN SALTS	8,909,911	-	-
GRP 523 METALLIC SALTS AND PEROXYSALTS, OF INORGANIC ACIDS	4,773	9,108	4,773
GRP 533 PIGMENTS, PAINTS, VARNISHES AND RELATED MATERIALS	-	336,208	-
GRP 542 MEDICAMENTS (INCLUDING VETERINARY MEDICAMENTS)	-	4,538	-
GRP 551 ESSENTIAL OILS, PERFUME AND FLAVOUR MATERIALS	-	16,749	-
GRP 553 PERFUMERY, COSMETICS AND TOILET PREPARATIONS	34,643	311,591	34,643
GRP 554 SOAP, CLEANSING AND POLISHING PREPARATIONS	22,094	118,477	22,094
GRP 562 FERTILIZERS, MANUFACTURED	594,497,825	16,137,160	-
GRP 575 OTHER PLASTICS, IN PRIMARY FORMS	-	5,141,367	-
GRP 581 TUBES, PIPES AND HOSES OF PLASTICS	-	6,167	-
GRP 591 DISINFECTANTS, INSECTICIDES, FUNGICIDES, WEED KILLERS, ANTI-SPROUTING PRODUCTS, ETC.	-	6,164	-
GRP 592 STARCHES, INULIN AND WHEAT GLUTEN; ALBUMINOIDAL SUBSTANCES; GLUES	-	284,024	-
GRP 597 PREPARED ADDITIVES FOR MINERAL OILS; LUBRICATING PREPARATIONS	80,082	1,488,363	80,082

TABLE 8 (MODIFIED)

SABAH (FINAL)

FOREIGN TRADE : COUNTRY WITH GROUP / DIVISION & SECTION TOTALS

GROUP / DIV / SECT	EXPORT & RE EXPORTS		IMPORTS	RE EXPORTS
	RM FOB	RM CIF	RM CIF	RM FOB
	JAN - DEC 2021	JAN - DEC 2021	JAN - DEC 2021	JAN - DEC 2021
GRP 598 MISCELLANEOUS CHEMICAL PRODUCTS, N.E.S.	84,312	239,567	84,312	
GRP 621 MATERIALS OF RUBBER	111,997	114,031	111,997	
GRP 625 RUBBER TYRES, INTERCHANGEABLE TRYE TREADS, INNER TUBES AND TYRE FLABS	-	12,220	-	
GRP 629 ARTICLES OF RUBBER, N.E.S	101,523	111,971	101,523	
GRP 634 VENEERS, PLYWOOD, PARTICLE BOARD, AND OTHER WOOD, WORKED, N.E.S.	775,729	-	-	
GRP 641 PAPER AND PAPERBOARD	151	42,502	151	
GRP 657 SPECIAL YARNS, TEXTILE FABRICS AND RELATED PRODUCTS	-	6,710	-	
GRP 658 MADE-UP ARTICLES, WHOLLY OR CHIEFLY OF TEXTILE MATERIALS, N.E.S.	-	11,887	-	
GRP 659 FLOOR COVERINGS, ETC.	-	3,220	-	
GRP 663 MINERAL MANUFACTURES, N.E.S.	11,008	33,461	11,008	
GRP 664 GLASS	-	12,859	-	
GRP 679 TUBES, PIPES AND HOLLOW PROFILES, AND TUBES OR PIPE FITTINGS, OF IRON OR STEEL	433,561	8,912	433,561	
GRP 682 COPPER (INCLUDING ALLOYS)	4,824	-	4,824	
GRP 683 NICKEL (INCLUDING ALLOYS)	3,510	-	3,510	
GRP 691 STRUCTURES AND PARTS OF STRUCTURES, N.E.S., OF IRON, STEEL OR ALUMINIUM	-	2,568	-	
GRP 693 WIRE PRODUCTS (EXCLUDING INSULATED ELECTRICAL WIRING) AND FENCING GRILLS	4,145	7,718	4,145	
GRP 694 NAILS, SCREWS, NUTS, BOLTS, RIVETS AND THE LIKE, OF IRON, STEEL, COPPER OR ALUMINIUM	28,872	9,829	28,872	
GRP 695 TOOLS FOR USE IN THE HAND OR IN MACHINES	905,292	24,728	905,292	
GRP 699 MANUFACTURES OF BASE METAL, N.E.S.	167,867	1,055,599	167,867	
GRP 711 STEAM OR OTHER VAPOUR GENERATING BOILERS, SUPERHEATED WATER BOILERS, AND AUXILIARY PLANT FOR USE THEREWITH; AND PARTS THEREOF	308,455	-	308,455	
GRP 713 INTERNAL COMBUSTION PISTON ENGINES, AND PARTS THEREOF, N.E.S.	71,344	231,206	71,344	
GRP 714 ENGINES AND MOTORS, NON-ELECTRIC, AND PARTS, N.E.S.	-	795,879	-	
GRP 716 ROTATING ELECTRIC PLANT AND PARTS THEREOF, N.E.S.	181,901	44,940	181,901	
GRP 718 OTHER POWER GENERATING MACHINERY AND PARTS THEREOF, N.E.S.	26,822	-	26,822	
GRP 723 CIVIL ENGINEERING AND CONTRACTORS' PLANT AND EQUIPMENT	2,817,766	356,670	2,817,766	
GRP 724 TEXTILE AND LEATHER MACHINERY, AND PARTS THEREOF, N.E.S.	2,137	-	2,137	
GRP 725 PAPER MILL AND PULP MILL MACHINERY, PAPER CUTTING MACHINES AND OTHER MACHINERY FOR THE MANUFACTURE OF PAPER ARTICLES; PARTS THEREOF	-	2,919	-	
GRP 728 OTHER MACHINERY AND EQUIPMENT SPECIALIZED FOR PARTICULAR INDUSTRIES, AND PARTS THEREOF, N.E.S.	3,690,809	1,209,190	3,690,809	
GRP 731 MACHINE-TOOLS WORKING BY REMOVING METAL OR OTHER MATERIAL	52,389	-	52,389	
GRP 733 MACHINE-TOOLS FOR WORKING METAL, SINTERED METAL CARBIDES OF CERMETS, WITHOUT REMOVING MATERIAL	12,036	-	12,036	
GRP 735 PARTS, N.E.S AND ACCESSORIES FOR USE WITH MACHINES FALLING WITHIN GRP 731 AND 733	175,806	-	175,806	
GRP 737 METALWORKING MACHINERY (OTHER THAN MACHINE-TOOLS), AND PARTS THEROF, N.E.S.	-	9,917	-	
GRP 741 HEATING AND COOLING EQUIPMENT AND PARTS THEREOF, N.E.S.	29,104	130,832	29,104	

TABLE 8 (MODIFIED)

SABAH (FINAL)

FOREIGN TRADE : COUNTRY WITH GROUP / DIVISION & SECTION TOTALS

GROUP / DIV / SECT	EXPORT & RE EXPORTS		IMPORTS	RE EXPORTS
	RM FOB	RM FOB	RM CIF	RM FOB
	JAN - DEC 2021		JAN - DEC 2021	JAN - DEC 2021
GRP 742	PUMPS FOR LIQUIDS, LIQUID ELEVATORS AND PARTS	185,616	65,662	185,616
GRP 743	PUMPS (OTHER THAN PUMPS FOR LIQUIDS) AND COMPRESSORS AND FANS; CENTRIFUGES; FILTERING OR PURIFYING APPARATUS	353,082	252,447	353,082
GRP 744	MECHANICAL HANDLING EQUIPMENT, AND PARTS THEREOF, N.E.S.	54,686	261,903	54,686
GRP 745	OTHER NON-ELECTRICAL MACHINERY, TOOLS AND MECHANICAL APPARATUS, AND PARTS THEREOF, N.E.S.	30,604	38,077	30,604
GRP 746	BALL OR ROLLER BEARINGS	5,084	86,863	5,084
GRP 747	TAPS, COCKS, VALVES AND SIMILAR APPLIANCE	513,015	570,472	513,015
GRP 748	TRANSMISSION SHAFTS AND CRANKS; BEARING HOUSINGS AND PARTS THEREOF	140,157	81,061	140,157
GRP 749	NON-ELECTRIC PARTS AND ACCESSORIES OF MACHINERY, N.E.S.	268,380	30,920	268,380
GRP 751	OFFICE MACHINES	67,917	11,844	67,917
GRP 752	AUTOMATIC DATA PROCESSING MACHINES AND UNITS THEREOF	478,552	59,765	478,552
GRP 759	PARTS AND ACCESSORIES FOR USE WITHIN GROUPS 751 AND 752	56,010	8,609	56,010
GRP 761	TELEVISION RECEIVERS WITH RADIO-BROADCAST RECEIVERS, SOUND RECORDERS OR REPRODUCERS	39,612	8,796	39,612
GRP 764	TELECOMMUNICATIONS EQUIPMENTS, N.E.S.; THEIR PARTS, AND ACCESSORIES USED IN DIVISION 76	178,997	184,341	178,997
GRP 771	ELECTRIC POWER MACHINERY (OTHER THAN ROTATING ELECTRIC PLANT), AND PARTS THEREOF	483,180	13,494	483,180
GRP 772	ELECTRICAL APPARATUS, RESISTOR, SWITTHBOARD AND CONTROL PANELS N.E.S., AND PARTS N.E.S.	147,961	25,252	147,961
GRP 773	EQUIPMENT FOR DISTRIBUTING ELECTRICITY, N.E.S.	409,327	15,476	409,327
GRP 775	HOUSEHOLD TYPE, ELECTRICAL AND NON- ELECTRICAL EQUIPMENT, N.E.S.	-	2,715	-
GRP 776	THERMIONIC VALVES AND TUBES; PHOTOCELLS; ETC., AND PARTS THEREOF, N.E.S.	87,732	39,698	87,732
GRP 778	ELECTRICAL MACHINERY AND APPARATUS, N.E.S.	6,663	264,061	6,663
GRP 781	MOTOR CARS AND OTHER MOTOR VEHICLES FOR THE TRANSPORT OF PERSONS	-	1,235,360	-
GRP 782	MOTOR VEHICLES FOR THE TRANSPORT OF GOODS AND SPECIAL PURPOSE MOTOR VEHICLES	352,000	-	352,000
GRP 784	PARTS AND ACCESSORIES, OF THE MOTOR VEHICLES FALLING WITHIN GROUP 722, 781, 782 OR 783	21,289	3,850,636	21,289
GRP 785	MOTORCYCLES, AND CYCLES, MOTORIZED AND NON-MOTORIZED; INVALID CARRIAGES	-	31,642	-
GRP 792	AIRCRAFT AND ASSOCIATED EQUIPMENT, SPACECRAFTS AND SPACECRAFT LAUNCH VEHICLES AND PARTS	46,865	1,355,947	46,865
GRP 793	SHIPS, BOATS (INCLUDING HOVERCRAFT) AND FLOATING STRUCTURES	36,537	40,973	36,537
GRP 811	PREFABRICATED BUILDINGS	1,424,934	6,648	1,424,934
GRP 813	LIGHTING FIXTURES AND FITTINGS, N.E.S.	4,900	2,182	4,900
GRP 821	FURNITURE AND PARTS THEREOF	5,620	12,115	5,620
GRP 831	TRAVEL GOODS, HANDBAGS AND SIMILAR CONTAINERS	9,895	23,783	9,895
GRP 842	WOMEN'S AND GIRLS' COATS, CAPES, JACKETS, SUITS, BLAZERS, TROUSERS, SHORTS AND SIMILAR ARTICLES OF TEXTILE FABRICS, NOT KNITTED OR CROCHETED	15,143	9,615	13,057
GRP 844	WOMEN'S AND GIRLS' COATS, CAPES, JACKETS, SUITS, BLAZERS, TROUSERS, SHORTS AND SIMILAR ARTICLES OF TEXTILE FABRICS, KNITTED OR CROCHETED	-	5,195	-
GRP 845	ARTICLES OF APPAREL, OF TEXTILE FABRICS, WHETHER OR NOT KNITTED OR CROCHETED, N.E.S.	-	108,865	-

TABLE 8 (MODIFIED)

SABAH (FINAL)

FOREIGN TRADE : COUNTRY WITH GROUP / DIVISION & SECTION TOTALS

GROUP / DIV / SECT	EXPORT & RE EXPORTS RM FOB JAN - DEC 2021	IMPORTS RM CIF JAN - DEC 2021	RE EXPORTS RM FOB JAN - DEC 2021
GRP 848 ARTICLES OF APPAREL AND CLOTHING ACCESSORIES OF OTHER THAN TEXTILE FABRICS, HEADGEAR OF ALL MATERIALS	-	2,254	-
GRP 851 FOOTWEAR	-	8,524	-
GRP 872 MEDICAL INSTRUMENTS AND APPLIANCES, N.E.S.	-	47,669	-
GRP 873 METERS AND COUNTERS, N.E.S.	-	35,267	-
GRP 874 MEASURING, CHECKING, ANALYSING AND CONTROLLING INSTRUMENTS AND APPARATUS N.E.S.	9,015,333	1,427,372	9,015,333
GRP 881 PHOTOGRAPHIC APPARATUS AND EQUIPMENT, N.E.S.	29,132	-	29,132
GRP 885 WATCHES AND CLOCKS	2,400	12,246	2,400
GRP 892 PRINTED MATTER	-	61,043	-
GRP 893 ARTICLES, N.E.S OF PLASTICS	10,366	29,276	10,366
GRP 894 BABY CARRIAGES, TOYS, GAMES AND SPORTING GOODS	-	10,114	-
GRP 896 WORKS OF ART, COLLECTORS' PIECES AND ANTIQUES	-	62,742	-
GRP 897 JEWELLERY, GOLDSMITHS' AND SILVERSMITHS' WARES AND OTHER ARTICLES OF PRECIOUS OR SEMI-PRECIOUS MATERIALS, N.E.S.	9,202	2,250	9,202
GRP 898 MUSICAL INSTRUMENTS AND PARTS AND ACCESSORIES THEREOF	-	6,858	-
GRP 899 MISCELLANEOUS MANUFACTURED ARTICLES, N.E.S.	-	4,861	-
GRP 931 SPECIAL TRANSACTIONS AND COMMODITIES	906,353	1,232,924	878,365
DIV 00 LIVE ANIMALS	-	7,181,798	-
DIV 01 MEAT AND MEAT PREPARATIONS	-	42,975,131	-
DIV 02 DAIRY PRODUCT AND BIRDS EGGS	-	21,712,793	-
DIV 03 FISH, CRUSTACEANS AND MOLLUSCS, AND PREPARATIONS THEREOF	40,840,364	2,741,755	-
DIV 04 CEREALS AND CEREAL PREPARATIONS	2,947	118,365,307	2,947
DIV 05 VEGETABLES AND FRUITS	1,131	18,791,565	1,096
DIV 06 SUGARS, SUGAR PREPARATIONS AND HONEY	-	549,886	-
DIV 07 COFFEE, TEA, COCOA, SPICES, AND MANUFACTURES THEREOF	-	1,559,581	-
DIV 08 FEEDING STUFF FOR ANIMALS (NOT INCLUDING UNMILLED CEREALS)	-	2,077,563	-
DIV 09 MISCELLANEOUS EDIBLE PRODUCTS AND PREPARATIONS	44,793	1,779,030	38,668
DIV 11 BEVERAGES	-	6,986,385	-
DIV 23 CRUDE RUBBER (INCLUDING SYNTHETIC AND RECLAIMED)	811,854	-	-
DIV 24 CORK AND WOOD	5,932,578	-	-
DIV 26 TEXTILE FIBRES(OTHER THAN WOOL TOPS) AND THEIR WASTES (NOT MANUFACTURED INTO YARN OR FABRICS)	5,174	72,916	5,174
DIV 27 CRUDE FERTILIZERS AND CRUDE MINERALS (EXCLUDING COAL, PETROLEUM AND PRECIOUS STONES)	7,653	836,040	7,653
DIV 28 METALLIFEROUS ORES AND METAL SCRAP	-	2,950,627	-
DIV 29 CRUDE ANIMAL AND VEGETABLE MATERIALS, N.E.S.	96	1,784,723	96
DIV 33 PETROLEUM, PETROLEUM PRODUCTS AND RELATED MATERIALS	3,381,295,527	86,950	-

TABLE 8 (MODIFIED)

SABAH (FINAL)

FOREIGN TRADE : COUNTRY WITH GROUP / DIVISION & SECTION TOTALS

GROUP / DIV / SECT	EXPORT & RE EXPORTS	IMPORTS	RE EXPORTS	
	RM FOB JAN - DEC 2021	RM CIF JAN - DEC 2021	RM FOB JAN - DEC 2021	
DIV 34	GAS, NATURAL AND MANUFACTURED	-	4,244,696	-
DIV 42	FIXED VEGETABLE OILS AND FATS, CRUDE, REFINED OR FRACTIONATED	-	75,377	-
DIV 52	INORGANIC CHEMICALS	8,914,684	9,108	4,773
DIV 53	DYEING, TANNING AND COLOURING MATERIALS	-	336,208	-
DIV 54	MEDICINAL AND PHARMACEUTICAL PRODUCTS	-	4,538	-
DIV 55	ESSENTIAL OILS AND RESINOIDS AND PERFUME MATERIALS; TOILET, POLISHING AND CLEANSING PREPARATIONS	56,737	446,817	56,737
DIV 56	FERTILIZERS, MANUFACTURED	594,497,825	16,137,160	-
DIV 57	PLASTICS IN PRIMARY FORMS	-	5,141,367	-
DIV 58	PLASTICS IN NON-PRIMARY FORMS	-	6,167	-
DIV 59	CHEMICAL MATERIALS AND PRODUCTS, N.E.S.	164,394	2,018,118	164,394
DIV 62	RUBBER MANUFACTURES, N.E.S.	213,520	238,222	213,520
DIV 63	CORK AND WOOD MANUFACTURES (EXCLUDING FURNITURE)	775,729	-	-
DIV 64	PAPER, PAPERBOARD, AND ARTICLES OF PAPER PULP, OF PAPER OR PAPERBOARD	151	42,502	151
DIV 65	TEXTILE YARN, FABRICS, MADE-UP ARICLES, N.E.S. AND RELATED PRODUCTS	-	21,817	-
DIV 66	NON-METALLIC MINERAL MANUFACTURES N.E.S.	11,008	46,320	11,008
DIV 67	IRON AND STEEL	433,561	8,912	433,561
DIV 68	NON-FERROUS METALS	8,334	-	8,334
DIV 69	MANUFACTURES OF METAL, N.E.S.	1,106,176	1,100,442	1,106,176
DIV 71	POWER GENERATING MACHINERY AND EQUIPMENT	588,522	1,072,025	588,522
DIV 72	MACHINERY SPECIALIZED FOR PARTICULAR INDUSTRIES	6,510,712	1,568,779	6,510,712
DIV 73	METALWORKING MACHINERY	240,231	9,917	240,231
DIV 74	GENERAL INDUSTRIAL MACHINERY AND EQUIPMENT, N.E.S. AND MACHINE PARTS, N.E.S.	1,579,728	1,518,237	1,579,728
DIV 75	OFFICE MACHINES AND AUTOMATIC DATA PROCESSING EQUIPMENT	602,479	80,218	602,479
DIV 76	TELECOMMUNICATIONS AND SOUND RECORDING AND REPRODUCING APPARATUS AND EQUIPMENT	218,609	193,137	218,609
DIV 77	ELECTRICAL MACHINERY, APPARATUS AND APPLIANCES, N.E.S. AND ELECTRICAL PARTS THEREOF	1,134,863	360,696	1,134,863
DIV 78	ROAD VEHICLES (INCLUDING AIR - CUSHION VEHICLES)	373,289	5,117,638	373,289
DIV 79	OTHERS TRANSPORT EQUIPMENT	83,402	1,396,920	83,402
DIV 81	PREFABRICATED BUILDINGS, SANITARY, PLUMBING, HEATING AND LIGHTING FIXTURES AND FITTINGS, N.E.S.	1,429,834	8,830	1,429,834
DIV 82	FURNITURE AND PARTS THEREOF	5,620	12,115	5,620
DIV 83	TRAVEL GOODS, HANDBAGS AND SIMILAR CONTAINERS	9,895	23,783	9,895
DIV 84	ARTICLES OF APPAREL AND CLOTHING ACCESSORIES	15,143	125,929	13,057
DIV 85	FOOTWEAR	-	8,524	-
DIV 87	PROFESSIONAL, SCIENTIFIC AND CONTROLLING INSTRUMENTS AND APPARATUS, N.E.S.	9,015,333	1,510,308	9,015,333
DIV 88	PHOTOGRAPHIC APPARATUS, EQUIPMENT AND SUPPLIED AND OPTICAL GOODS, N.E.S., WATCHES AND CLOCKS	31,532	12,246	31,532

TABLE 8 (MODIFIED)

SABAH (FINAL)

FOREIGN TRADE : COUNTRY WITH GROUP / DIVISION & SECTION TOTALS

GROUP / DIV / SECT	EXPORT & RE EXPORTS		IMPORTS	RE EXPORTS
	RM FOB	RM CIF	RM CIF	RM FOB
	JAN - DEC 2021		JAN - DEC 2021	JAN - DEC 2021
DIV 89	MISCELLANEOUS MANUFACTURED ARTICLES, N.E.S.	19,568	177,144	19,568
DIV 93	SPECIAL TRANSACTIONS AND COMMODITIES	906,353	1,232,924	878,365
SECT 0	FOOD AND LIVE ANIMALS	40,889,235	217,734,409	42,711
SECT 1	BEVERAGES AND TOBACCO	-	6,986,385	-
SECT 2	CRUDE MATERIALS, INEDIABLE	6,757,355	5,644,306	12,923
SECT 3	MINERAL FUELS, LUBRICANTS, ETC.	3,381,295,527	4,331,646	-
SECT 4	ANIMAL AND VEGETABLE OILS AND FATS	-	75,377	-
SECT 5	CHEMICALS	603,633,640	24,099,483	225,904
SECT 6	MANUFACTURED GOODS	2,548,479	1,458,215	1,772,750
SECT 7	MACHINERY & TRANSPORT EQUIPMENT	11,331,835	11,317,567	11,331,835
SECT 8	MISCELLANEOUS MANUFACTURED ARTICLES	10,526,925	1,878,879	10,524,839
SECT 9	MISCELLANEOUS TRANSACTIONS AND COMMODITIES	906,353	1,232,924	878,365
	TOTAL - AUSTRALIA	4,057,889,349	274,759,191	24,789,327
... AUSTRIA				
GRP 024	CHEESE AND CURD	-	473,471	-
GRP 036	CRUSTACEANS AND MOLLUSCS, FRESH, CHILLED, FROZEN, SALTED OR IN BRINE OR DRIED	50	-	-
GRP 054	VEGETABLES, FRESH, CHILLED, FROZEN OR SIMPLY PRESERVED	-	186,506	-
GRP 057	FRUITS AND NUTS (NOT INCLUDING OIL NUTS), FRESH OR DRIED	-	111,759	-
GRP 073	CHOCOLATE AND OTHER FOOD PREPARATIONS CONTAINING COCOA, N.E.S	-	10,994	-
GRP 081	FEEDING STUFF FOR ANIMALS (NOT INCLUDING UNMILLED CEREALS)	-	59,440	-
GRP 111	NON-ALCOHOLIC BEVERAGES, N.E.S.	-	3,918	-
GRP 598	MISCELLANEOUS CHEMICAL PRODUCTS, N.E.S.	-	26,580	-
GRP 629	ARTICLES OF RUBBER, N.E.S	-	6,737	-
GRP 641	PAPER AND PAPERBOARD	-	6,665,707	-
GRP 665	GLASSWARE	-	12,691	-
GRP 679	TUBES, PIPES AND HOLLOW PROFILES, AND TUBES OR PIPE FITTINGS, OF IRON OR STEEL	-	29,850	-
GRP 713	INTERNAL COMBUSTION PISTON ENGINES, AND PARTS THEREOF, N.E.S.	-	9,109	-
GRP 718	OTHER POWER GENERATING MACHINERY AND PARTS THEREOF, N.E.S.	-	3,287	-
GRP 721	AGRICULTURAL MACHINERY (EXCLUDING TRACTORS) AND PARTS THEREOF	-	26,835	-
GRP 723	CIVIL ENGINEERING AND CONTRACTORS' PLANT AND EQUIPMENT	-	55,131	-
GRP 742	PUMPS FOR LIQUIDS, LIQUID ELEVATORS AND PARTS	-	39,216	-
GRP 743	PUMPS (OTHER THAN PUMPS FOR LIQUIDS) AND COMPRESSORS AND FANS; CENTRIFUGES; FILTERING OR PURIFYING APPARATUS	-	2,066	-
GRP 744	MECHANICAL HANDLING EQUIPMENT, AND PARTS THEREOF, N.E.S.	-	13,964	-

TABLE 8 (MODIFIED)

SABAH (FINAL)

FOREIGN TRADE : COUNTRY WITH GROUP / DIVISION & SECTION TOTALS

GROUP / DIV / SECT	EXPORT & RE EXPORTS	IMPORTS	RE EXPORTS
	RM FOB JAN - DEC 2021	RM CIF JAN - DEC 2021	RM FOB JAN - DEC 2021
GRP 745 OTHER NON-ELECTRICAL MACHINERY, TOOLS AND MECHANICAL APPARATUS, AND PARTS THEREOF, N.E.S.	-	20,530	-
GRP 746 BALL OR ROLLER BEARINGS	-	66,268	-
GRP 747 TAPS, COCKS, VALVES AND SIMILAR APPLIANCE	-	46,239	-
GRP 748 TRANSMISSION SHAFTS AND CRANKS; BEARING HOUSINGS AND PARTS THEREOF	-	9,832	-
GRP 749 NON-ELECTRIC PARTS AND ACCESSORIES OF MACHINERY, N.E.S.	-	86,171	-
GRP 764 TELECOMMUNICATIONS EQUIPMENTS, N.E.S.; THEIR PARTS, AND ACCESSORIES USED IN DIVISION 76	-	63,809	-
GRP 772 ELECTRICAL APPARATUS, RESISTOR, SWITTHBOARD AND CONTROL PANELS N.E.S., AND PARTS N.E.S.	-	4,190	-
GRP 776 THERMIONIC VALVES AND TUBES; PHOTOCELLS; ETC., AND PARTS THEREOF, N.E.S.	3,582	-	3,582
GRP 778 ELECTRICAL MACHINERY AND APPARATUS, N.E.S.	-	2,608	-
GRP 785 MOTORCYCLES, AND CYCLES, MOTORIZED AND NON-MOTORIZED; INVALID CARRIAGES	-	60,000	-
GRP 792 AIRCRAFT AND ASSOCIATED EQUIPMENT, SPACECRAFTS AND SPACECRAFT LAUNCH VEHICLES AND PARTS	-	11,459	-
GRP 821 FURNITURE AND PARTS THEREOF	-	2,687	-
GRP 845 ARTICLES OF APPAREL, OF TEXTILE FABRICS, WHETHER OR NOT KNITTED OR CROCHETED, N.E.S.	-	3,463	-
GRP 846 CLOTHING ACCESSORIES, OF TEXTILE FABRICS, WHETHER OR NOT KNITTED OR CROCHETED	-	4,126	-
GRP 848 ARTICLES OF APPAREL AND CLOTHING ACCESSORIES OF OTHER THAN TEXTILE FABRICS, HEADGEAR OF ALL MATERIALS	-	14,073	-
GRP 871 OPTICAL INSTRUMENTS AND APPARATUS, N.E.S.	12,799	2,498	12,799
GRP 874 MEASURING, CHECKING, ANALYSING AND CONTROLLING INSTRUMENTS AND APPARATUS N.E.S.	-	620,526	-
GRP 891 ARMS AND AMMUNITION	-	107,311	-
GRP 893 ARTICLES, N.E.S OF PLASTICS	-	6,458	-
GRP 931 SPECIAL TRANSACTIONS AND COMMODITIES	6,128	85,430	5,798
DIV 02 DAIRY PRODUCT AND BIRDS EGGS	-	473,471	-
DIV 03 FISH, CRUSTACEANS AND MOLLUSCS, AND PREPARATIONS THEREOF	50	-	-
DIV 05 VEGETABLES AND FRUITS	-	298,265	-
DIV 07 COFFEE, TEA, COCOA, SPICES, AND MANUFACTURES THEREOF	-	10,994	-
DIV 08 FEEDING STUFF FOR ANIMALS (NOT INCLUDING UNMILLED CEREALS)	-	59,440	-
DIV 11 BEVERAGES	-	3,918	-
DIV 59 CHEMICAL MATERIALS AND PRODUCTS, N.E.S.	-	26,580	-
DIV 62 RUBBER MANUFACTURES, N.E.S.	-	6,737	-
DIV 64 PAPER, PAPERBOARD, AND ARTICLES OF PAPER PULP, OF PAPER OR PAPERBOARD	-	6,665,707	-
DIV 66 NON-METALLIC MINERAL MANUFACTURES N.E.S.	-	12,691	-
DIV 67 IRON AND STEEL	-	29,850	-
DIV 71 POWER GENERATING MACHINERY AND EQUIPMENT	-	12,396	-
DIV 72 MACHINERY SPECIALIZED FOR PARTICULAR INDUSTRIES	-	81,966	-
DIV 74 GENERAL INDUSTRIAL MACHINERY AND EQUIPMENT, N.E.S. AND MACHINE PARTS, N.E.S.	-	284,286	-

TABLE 8 (MODIFIED)

SABAH (FINAL)

FOREIGN TRADE : COUNTRY WITH GROUP / DIVISION & SECTION TOTALS

GROUP / DIV / SECT	EXPORT & RE EXPORTS RM FOB JAN - DEC 2021	IMPORTS RM CIF JAN - DEC 2021	RE EXPORTS RM FOB JAN - DEC 2021
DIV 76 TELECOMMUNICATIONS AND SOUND RECORDING AND REPRODUCING APPARATUS AND EQUIPMENT	-	63,809	-
DIV 77 ELECTRICAL MACHINERY, APPARATUS AND APPLIANCES, N.E.S. AND ELECTRICAL PARTS THEREOF	3,582	6,798	3,582
DIV 78 ROAD VEHICLES (INCLUDING AIR - CUSHION VEHICLES)	-	60,000	-
DIV 79 OTHERS TRANSPORT EQUIPMENT	-	11,459	-
DIV 82 FURNITURE AND PARTS THEREOF	-	2,687	-
DIV 84 ARTICLES OF APPAREL AND CLOTHING ACCESSORIES	-	21,662	-
DIV 87 PROFESSIONAL, SCIENTIFIC AND CONTROLLING INSTRUMENTS AND APPARATUS, N.E.S.	12,799	623,024	12,799
DIV 89 MISCELLANEOUS MANUFACTURED ARTICLES, N.E.S.	-	113,769	-
DIV 93 SPECIAL TRANSACTIONS AND COMMODITIES	6,128	85,430	5,798
SECT 0 FOOD AND LIVE ANIMALS	50	842,170	-
SECT 1 BEVERAGES AND TOBACCO	-	3,918	-
SECT 5 CHEMICALS	-	26,580	-
SECT 6 MANUFACTURED GOODS	-	6,714,985	-
SECT 7 MACHINERY & TRANSPORT EQUIPMENT	3,582	520,714	3,582
SECT 8 MISCELLANEOUS MANUFACTURED ARTICLES	12,799	761,142	12,799
SECT 9 MISCELLANEOUS TRANSACTIONS AND COMMODITIES	6,128	85,430	5,798
TOTAL - AUSTRIA	22,559	8,954,939	22,179
... AZERBAIJAN			
GRP 694 NAILS, SCREWS, NUTS, BOLTS, RIVETS AND THE LIKE, OF IRON, STEEL, COPPER OR ALUMINIUM	3,431	-	3,431
GRP 699 MANUFACTURES OF BASE METAL, N.E.S.	56,996	-	56,996
GRP 723 CIVIL ENGINEERING AND CONTRACTORS' PLANT AND EQUIPMENT	11,041	-	11,041
GRP 749 NON-ELECTRIC PARTS AND ACCESSORIES OF MACHINERY, N.E.S.	3,618	-	3,618
GRP 874 MEASURING, CHECKING, ANALYSING AND CONTROLLING INSTRUMENTS AND APPARATUS N.E.S.	5,358,255	-	5,358,255
GRP 931 SPECIAL TRANSACTIONS AND COMMODITIES	4,615	-	4,615
DIV 69 MANUFACTURES OF METAL, N.E.S.	60,427	-	60,427
DIV 72 MACHINERY SPECIALIZED FOR PARTICULAR INDUSTRIES	11,041	-	11,041
DIV 74 GENERAL INDUSTRIAL MACHINERY AND EQUIPMENT, N.E.S. AND MACHINE PARTS, N.E.S.	3,618	-	3,618
DIV 87 PROFESSIONAL, SCIENTIFIC AND CONTROLLING INSTRUMENTS AND APPARATUS, N.E.S.	5,358,255	-	5,358,255
DIV 93 SPECIAL TRANSACTIONS AND COMMODITIES	4,615	-	4,615
SECT 6 MANUFACTURED GOODS	60,427	-	60,427
SECT 7 MACHINERY & TRANSPORT EQUIPMENT	14,659	-	14,659
SECT 8 MISCELLANEOUS MANUFACTURED ARTICLES	5,358,255	-	5,358,255
SECT 9 MISCELLANEOUS TRANSACTIONS AND COMMODITIES	4,615	-	4,615

TABLE 8 (MODIFIED)

SABAH (FINAL)

FOREIGN TRADE : COUNTRY WITH GROUP / DIVISION & SECTION TOTALS

GROUP / DIV / SECT	EXPORT & RE EXPORTS RM FOB JAN - DEC 2021	IMPORTS RM CIF JAN - DEC 2021	RE EXPORTS RM FOB JAN - DEC 2021
TOTAL - AZERBAIJAN	5,437,956	-	5,437,956
--- BAHRAIN			
GRP 036 CRUSTACEANS AND MOLLUSCS, FRESH, CHILLED, FROZEN, SALTED OR IN BRINE OR DRIED	90,682	-	-
GRP 048 CEREAL PREPARATIONS AND PREPARATION OF FLOUR OR STARCH OF FRUITS OR VEGETABLES	42,322	-	-
GRP 281 IRON ORE AND CONCENTRATES	-	115,371,235	-
GRP 931 SPECIAL TRANSACTIONS AND COMMODITIES	416	313	416
DIV 03 FISH, CRUSTACEANS AND MOLLUSCS, AND PREPARATIONS THEREOF	90,682	-	-
DIV 04 CEREALS AND CEREAL PREPARATIONS	42,322	-	-
DIV 28 METALLIFEROUS ORES AND METAL SCRAP	-	115,371,235	-
DIV 93 SPECIAL TRANSACTIONS AND COMMODITIES	416	313	416
SECT 0 FOOD AND LIVE ANIMALS	133,004	-	-
SECT 2 CRUDE MATERIALS, INEDIABLE	-	115,371,235	-
SECT 9 MISCELLANEOUS TRANSACTIONS AND COMMODITIES	416	313	416
TOTAL - BAHRAIN	133,420	115,371,548	416
--- BANGLADESH			
GRP 036 CRUSTACEANS AND MOLLUSCS, FRESH, CHILLED, FROZEN, SALTED OR IN BRINE OR DRIED	-	391,739	-
GRP 054 VEGETABLES, FRESH, CHILLED, FROZEN OR SIMPLY PRESERVED	-	1,481,498	-
GRP 059 FRUIT JUICES (INCLUDING GRAPE MUST) & VEGETABLE JUICES, UNFERMENTED & NOT CONTAINING ADDED SPIRIT, WHETHER / NOT CONTAINING ADDED SUGAR OR OTHER SWEETENING MATTER	-	104,603	-
GRP 111 NON-ALCOHOLIC BEVERAGES, N.E.S.	-	11,136	-
GRP 553 PERFUMERY, COSMETICS AND TOILET PREPARATIONS	38,790	-	38,790
GRP 641 PAPER AND PAPERBOARD	71,845	-	-
GRP 658 MADE-UP ARTICLES, WHOLLY OR CHIEFLY OF TEXTILE MATERIALS, N.E.S.	-	95,885	-
GRP 679 TUBES, PIPES AND HOLLOW PROFILES, AND TUBES OR PIPE FITTINGS, OF IRON OR STEEL	17,481	-	17,481
GRP 695 TOOLS FOR USE IN THE HAND OR IN MACHINES	-	13,220	-
GRP 723 CIVIL ENGINEERING AND CONTRACTORS' PLANT AND EQUIPMENT	25,567	164,587	25,567
GRP 728 OTHER MACHINERY AND EQUIPMENT SPECIALIZED FOR PARTICULAR INDUSTRIES, AND PARTS THEREOF, N.E.S.	1,062,477	-	1,062,477
GRP 743 PUMPS (OTHER THAN PUMPS FOR LIQUIDS) AND COMPRESSORS AND FANS; CENTRIFUGES; FILTERING OR PURIFYING APPARATUS	-	48,968	-
GRP 747 TAPS, COCKS, VALVES AND SIMILAR APPLIANCE	7,355	-	7,355
GRP 772 ELECTRICAL APPARATUS, RESISTOR, SWITHBOARD AND CONTROL PANELS N.E.S., AND PARTS N.E.S.	12,353	-	12,353
GRP 831 TRAVEL GOODS, HANDBAGS AND SIMILAR CONTAINERS	-	3,981	-
GRP 841 MEN'S OR BOYS' COATS, CAPES, JACKETS, SUITS, BLAZERS, TROUSERS, UNDERWEAR, ETC., OF TEXTILE FABRICS, NOT KNITTED OR CROCHETED	-	9,120	-

TABLE 8 (MODIFIED)

SABAH (FINAL)

FOREIGN TRADE : COUNTRY WITH GROUP / DIVISION & SECTION TOTALS

GROUP / DIV / SECT	EXPORT & RE EXPORTS	IMPORTS	RE EXPORTS	
	RM FOB JAN - DEC 2021	RM CIF JAN - DEC 2021	RM FOB JAN - DEC 2021	
GRP 843	MEN'S OR BOYS' COATS, CAPES, JACKETS, SUITS, BLAZERS, TROUSERS, SHORTS AND SIMILAR ARTICLES OF TEXTILE FABRICS, KNITTED OR CROCHETED	-	2,452	-
GRP 845	ARTICLES OF APPAREL, OF TEXTILE FABRICS, WHETHER OR NOT KNITTED OR CROCHETED, N.E.S.	-	11,410	-
GRP 846	CLOTHING ACCESSORIES, OF TEXTILE FABRICS, WHETHER OR NOT KNITTED OR CROCHETED	2,587	-	2,587
GRP 874	MEASURING, CHECKING, ANALYSING AND CONTROLLING INSTRUMENTS AND APPARATUS N.E.S.	659,257	-	659,257
GRP 931	SPECIAL TRANSACTIONS AND COMMODITIES	7,698	94,493	7,698
DIV 03	FISH, CRUSTACEANS AND MOLLUSCS, AND PREPARATIONS THEREOF	-	391,739	-
DIV 05	VEGETABLES AND FRUITS	-	1,586,101	-
DIV 11	BEVERAGES	-	11,136	-
DIV 55	ESSENTIAL OILS AND RESINOIDS AND PERFUME MATERIALS; TOILET, POLISHING AND CLEANSING PREPARATIONS	38,790	-	38,790
DIV 64	PAPER, PAPERBOARD, AND ARTICLES OF PAPER PULP, OF PAPER OR PAPERBOARD	71,845	-	-
DIV 65	TEXTILE YARN, FABRICS, MADE-UP ARTICLES, N.E.S. AND RELATED PRODUCTS	-	95,885	-
DIV 67	IRON AND STEEL	17,481	-	17,481
DIV 69	MANUFACTURES OF METAL, N.E.S.	-	13,220	-
DIV 72	MACHINERY SPECIALIZED FOR PARTICULAR INDUSTRIES	1,088,044	164,587	1,088,044
DIV 74	GENERAL INDUSTRIAL MACHINERY AND EQUIPMENT, N.E.S. AND MACHINE PARTS, N.E.S.	7,355	48,968	7,355
DIV 77	ELECTRICAL MACHINERY, APPARATUS AND APPLIANCES, N.E.S. AND ELECTRICAL PARTS THEREOF	12,353	-	12,353
DIV 83	TRAVEL GOODS, HANDBAGS AND SIMILAR CONTAINERS	-	3,981	-
DIV 84	ARTICLES OF APPAREL AND CLOTHING ACCESSORIES	2,587	22,982	2,587
DIV 87	PROFESSIONAL, SCIENTIFIC AND CONTROLLING INSTRUMENTS AND APPARATUS, N.E.S.	659,257	-	659,257
DIV 93	SPECIAL TRANSACTIONS AND COMMODITIES	7,698	94,493	7,698
SECT 0	FOOD AND LIVE ANIMALS	-	1,977,840	-
SECT 1	BEVERAGES AND TOBACCO	-	11,136	-
SECT 5	CHEMICALS	38,790	-	38,790
SECT 6	MANUFACTURED GOODS	89,326	109,105	17,481
SECT 7	MACHINERY & TRANSPORT EQUIPMENT	1,107,752	213,555	1,107,752
SECT 8	MISCELLANEOUS MANUFACTURED ARTICLES	661,844	26,963	661,844
SECT 9	MISCELLANEOUS TRANSACTIONS AND COMMODITIES	7,698	94,493	7,698
	TOTAL - BANGLADESH	1,905,410	2,433,092	1,833,565
*** BELARUS				
GRP 523	METALLIC SALTS AND PEROXYSALTS, OF INORGANIC ACIDS	-	543,243	-
GRP 562	FERTILIZERS, MANUFACTURED	-	28,521,415	-
GRP 931	SPECIAL TRANSACTIONS AND COMMODITIES	61	-	61
DIV 52	INORGANIC CHEMICALS	-	543,243	-

TABLE 8 (MODIFIED)

SABAH (FINAL)

FOREIGN TRADE : COUNTRY WITH GROUP / DIVISION & SECTION TOTALS

GROUP / DIV / SECT	EXPORT & RE EXPORTS RM FOB JAN - DEC 2021	IMPORTS RM CIF JAN - DEC 2021	RE EXPORTS RM FOB JAN - DEC 2021
DIV 56 FERTILIZERS, MANUFACTURED	-	28,521,415	-
DIV 93 SPECIAL TRANSACTIONS AND COMMODITIES	61	-	61
SECT 5 CHEMICALS	-	29,064,658	-
SECT 9 MISCELLANEOUS TRANSACTIONS AND COMMODITIES	61	-	61
TOTAL - BELARUS	61	29,064,658	61
... BELGIUM			
GRP 017 MEAT AND EDIBLE MEAT OFFAL, PREPARED OR PRESERVED, N.E.S.	-	184,048	-
GRP 022 MILK AND CREAM AND MILK PRODUCTS OTHER THAN BUTTER OR CHEESE	-	619,709	-
GRP 023 BUTTER AND OTHER FATS AND OILS DERIVED FROM MILK	-	552,467	-
GRP 048 CEREAL PREPARATIONS AND PREPARATION OF FLOUR OR STARCH OF FRUITS OR VEGETABLES	-	78,327	-
GRP 054 VEGETABLES, FRESH, CHILLED, FROZEN OR SIMPLY PRESERVED	-	5,029,327	-
GRP 057 FRUITS AND NUTS (NOT INCLUDING OIL NUTS), FRESH OR DRIED	-	70,511	-
GRP 058 FRUITS, PRESERVED, AND FRUIT PREPARATIONS (EXCLUDING FRUIT JUICES)	-	109,757	-
GRP 073 CHOCOLATE AND OTHER FOOD PREPARATIONS CONTAINING COCOA, N.E.S	-	200,613	-
GRP 098 EDIBLE PRODUCTS AND PREPARATIONS, N.E.S.	-	2,047	-
GRP 112 ALCOHOLIC BEVERAGES	-	116,389	-
GRP 232 SYNTHETIC RUBBER; RECLAIMED RUBBER, WASTE, PARINGS AND SCRAP OF UNHARDENED RUBBER	-	46,078	-
GRP 248 WOOD, SIMPLY WORKED, AND RAILWAY SLEEPERS OF WOOD	7,742,259	-	-
GRP 334 PETROLEUM PRODUCTS, REFINED	-	398,067	-
GRP 523 METALLIC SALTS AND PEROXYSALTS, OF INORGANIC ACIDS	-	7,714	-
GRP 533 PIGMENTS, PAINTS, VARNISHES AND RELATED MATERIALS	-	138,802	-
GRP 541 MEDICINAL AND PHARMACEUTICAL PRODUCTS, OTHER THAN MEDICAMENTS OF GROUP 542	-	232,298,527	-
GRP 553 PERFUMERY, COSMETICS AND TOILET PREPARATIONS	-	6,444	-
GRP 554 SOAP, CLEANSING AND POLISHING PREPARATIONS	-	245	-
GRP 562 FERTILIZERS, MANUFACTURED	-	8,687,226	-
GRP 592 STARCHES, INULIN AND WHEAT GLUTEN; ALBUMINOIDAL SUBSTANCES; GLUES	-	61,338	-
GRP 597 PREPARED ADDITIVES FOR MINERAL OILS; LUBRICATING PREPARATIONS	-	3,459	-
GRP 598 MISCELLANEOUS CHEMICAL PRODUCTS, N.E.S.	-	15,129	-
GRP 629 ARTICLES OF RUBBER, N.E.S	-	14,269	-
GRP 659 FLOOR COVERINGS, ETC.	-	20,088	-
GRP 675 FLAT-ROLLED PRODUCTS OF ALLOY STEEL	-	231,913	-
GRP 694 NAILS, SCREWS, NUTS, BOLTS, RIVETS AND THE LIKE, OF IRON, STEEL, COPPER OR ALUMINIUM	-	9,507	-
GRP 695 TOOLS FOR USE IN THE HAND OR IN MACHINES	24,198	1,031,779	24,198
GRP 699 MANUFACTURES OF BASE METAL, N.E.S.	-	4,144	-

TABLE 8 (MODIFIED)

SABAH (FINAL)

FOREIGN TRADE : COUNTRY WITH GROUP / DIVISION & SECTION TOTALS

GROUP / DIV / SECT	EXPORT & RE EXPORTS RM FOB JAN - DEC 2021	IMPORTS RM CIF JAN - DEC 2021	RE EXPORTS RM FOB JAN - DEC 2021
GRP 713 INTERNAL COMBUSTION PISTON ENGINES, AND PARTS THEREOF, N.E.S.	-	33,181	-
GRP 716 ROTATING ELECTRIC PLANT AND PARTS THEREOF, N.E.S.	-	7,146	-
GRP 721 AGRICULTURAL MACHINERY (EXCLUDING TRACTORS) AND PARTS THEREOF	-	72,651	-
GRP 723 CIVIL ENGINEERING AND CONTRACTORS' PLANT AND EQUIPMENT	-	370,875	-
GRP 724 TEXTILE AND LEATHER MACHINERY, AND PARTS THEREOF, N.E.S.	-	32,461	-
GRP 728 OTHER MACHINERY AND EQUIPMENT SPECIALIZED FOR PARTICULAR INDUSTRIES, AND PARTS THEREOF, N.E.S.	-	341,030	-
GRP 731 MACHINE-TOOLS WORKING BY REMOVING METAL OR OTHER MATERIAL	-	25,630	-
GRP 742 PUMPS FOR LIQUIDS, LIQUID ELEVATORS AND PARTS	-	59,436	-
GRP 743 PUMPS (OTHER THAN PUMPS FOR LIQUIDS) AND COMPRESSORS AND FANS; CENTRIFUGES; FILTERING OR PURIFYING APPARATUS	-	17,983	-
GRP 744 MECHANICAL HANDLING EQUIPMENT, AND PARTS THEREOF, N.E.S.	-	2,344	-
GRP 745 OTHER NON-ELECTRICAL MACHINERY, TOOLS AND MECHANICAL APPARATUS, AND PARTS THEREOF, N.E.S.	-	5,255	-
GRP 746 BALL OR ROLLER BEARINGS	-	10,764	-
GRP 747 TAPS, COCKS, VALVES AND SIMILAR APPLIANCE	-	8,674	-
GRP 748 TRANSMISSION SHAFTS AND CRANKS; BEARING HOUSINGS AND PARTS THEREOF	-	106,666	-
GRP 749 NON-ELECTRIC PARTS AND ACCESSORIES OF MACHINERY, N.E.S.	-	16,563	-
GRP 764 TELECOMMUNICATIONS EQUIPMENTS, N.E.S.; THEIR PARTS, AND ACCESSORIES USED IN DIVISION 76	-	2,550	-
GRP 771 ELECTRIC POWER MACHINERY (OTHER THAN ROTATING ELECTRIC PLANT), AND PARTS THEREOF	-	23,800	-
GRP 778 ELECTRICAL MACHINERY AND APPARATUS, N.E.S.	-	2,141	-
GRP 821 FURNITURE AND PARTS THEREOF	-	96,118	-
GRP 831 TRAVEL GOODS, HANDBAGS AND SIMILAR CONTAINERS	-	2,458	-
GRP 845 ARTICLES OF APPAREL, OF TEXTILE FABRICS, WHETHER OR NOT KNITTED OR CROCHETED, N.E.S.	-	5,002	-
GRP 871 OPTICAL INSTRUMENTS AND APPARATUS, N.E.S.	-	17,364	-
GRP 874 MEASURING, CHECKING, ANALYSING AND CONTROLLING INSTRUMENTS AND APPARATUS N.E.S.	-	16,706	-
GRP 896 WORKS OF ART, COLLECTORS' PIECES AND ANTIQUES	-	8,806	-
GRP 931 SPECIAL TRANSACTIONS AND COMMODITIES	1,764	102,843	1,764
DIV 01 MEAT AND MEAT PREPARATIONS	-	184,048	-
DIV 02 DAIRY PRODUCT AND BIRDS EGGS	-	1,172,176	-
DIV 04 CEREALS AND CEREAL PREPARATIONS	-	78,327	-
DIV 05 VEGETABLES AND FRUITS	-	5,209,595	-
DIV 07 COFFEE, TEA, COCOA, SPICES, AND MANUFACTURES THEREOF	-	200,613	-
DIV 09 MISCELLANEOUS EDIBLE PRODUCTS AND PREPARATIONS	-	2,047	-
DIV 11 BEVERAGES	-	116,389	-
DIV 23 CRUDE RUBBER (INCLUDING SYNTHETIC AND RECLAIMED)	-	46,078	-
DIV 24 CORK AND WOOD	7,742,259	-	-

TABLE 8 (MODIFIED)

SABAH (FINAL)

FOREIGN TRADE : COUNTRY WITH GROUP / DIVISION & SECTION TOTALS

GROUP / DIV / SECT	EXPORT & RE EXPORTS	IMPORTS	RE EXPORTS
	RM FOB JAN - DEC 2021	RM CIF JAN - DEC 2021	RM FOB JAN - DEC 2021
DIV 33			
PETROLEUM, PETROLEUM PRODUCTS AND RELATED MATERIALS	-	398,067	-
DIV 52			
INORGANIC CHEMICALS	-	7,714	-
DIV 53			
DYEING, TANNING AND COLOURING MATERIALS	-	138,802	-
DIV 54			
MEDICINAL AND PHARMACEUTICAL PRODUCTS	-	232,298,527	-
DIV 55			
ESSENTIAL OILS AND RESINOIDS AND PERFUME MATERIALS; TOILET, POLISHING AND CLEANSING PREPARATIONS	-	6,689	-
DIV 56			
FERTILIZERS, MANUFACTURED	-	8,687,226	-
DIV 59			
CHEMICAL MATERIALS AND PRODUCTS, N.E.S.	-	79,926	-
DIV 62			
RUBBER MANUFACTURES, N.E.S.	-	14,269	-
DIV 65			
TEXTILE YARN, FABRICS, MADE-UP ARTICLES, N.E.S. AND RELATED PRODUCTS	-	20,088	-
DIV 67			
IRON AND STEEL	-	231,913	-
DIV 69			
MANUFACTURES OF METAL, N.E.S.	24,198	1,045,430	24,198
DIV 71			
POWER GENERATING MACHINERY AND EQUIPMENT	-	40,327	-
DIV 72			
MACHINERY SPECIALIZED FOR PARTICULAR INDUSTRIES	-	817,017	-
DIV 73			
METALWORKING MACHINERY	-	25,630	-
DIV 74			
GENERAL INDUSTRIAL MACHINERY AND EQUIPMENT, N.E.S. AND MACHINE PARTS, N.E.S.	-	227,685	-
DIV 76			
TELECOMMUNICATIONS AND SOUND RECORDING AND REPRODUCING APPARATUS AND EQUIPMENT	-	2,550	-
DIV 77			
ELECTRICAL MACHINERY, APPARATUS AND APPLIANCES, N.E.S. AND ELECTRICAL PARTS THEREOF	-	25,941	-
DIV 82			
FURNITURE AND PARTS THEREOF	-	96,118	-
DIV 83			
TRAVEL GOODS, HANDBAGS AND SIMILAR CONTAINERS	-	2,458	-
DIV 84			
ARTICLES OF APPAREL AND CLOTHING ACCESSORIES	-	5,002	-
DIV 87			
PROFESSIONAL, SCIENTIFIC AND CONTROLLING INSTRUMENTS AND APPARATUS, N.E.S.	-	34,070	-
DIV 89			
MISCELLANEOUS MANUFACTURED ARTICLES, N.E.S.	-	8,806	-
DIV 93			
SPECIAL TRANSACTIONS AND COMMODITIES	1,764	102,843	1,764
SECT 0			
FOOD AND LIVE ANIMALS	-	6,846,806	-
SECT 1			
BEVERAGES AND TOBACCO	-	116,389	-
SECT 2			
CRUDE MATERIALS, INEDIABLE	7,742,259	46,078	-
SECT 3			
MINERAL FUELS, LUBRICANTS, ETC.	-	398,067	-
SECT 5			
CHEMICALS	-	241,218,884	-
SECT 6			
MANUFACTURED GOODS	24,198	1,311,700	24,198
SECT 7			
MACHINERY & TRANSPORT EQUIPMENT	-	1,139,150	-
SECT 8			
MISCELLANEOUS MANUFACTURED ARTICLES	-	146,454	-
SECT 9			
MISCELLANEOUS TRANSACTIONS AND COMMODITIES	1,764	102,843	1,764
TOTAL - BELGIUM	7,768,221	251,326,371	25,962

TABLE 8 (MODIFIED)

SABAH (FINAL)

FOREIGN TRADE : COUNTRY WITH GROUP / DIVISION & SECTION TOTALS

GROUP / DIV / SECT	EXPORT & RE EXPORTS RM FOB JAN - DEC 2021	IMPORTS RM CIF JAN - DEC 2021	RE EXPORTS RM FOB JAN - DEC 2021
--- BOLIVIA			
GRP 278 OTHER CRUDE MINERALS	-	3,226,214	-
GRP 523 METALLIC SALTS AND PEROXYSALTS, OF INORGANIC ACIDS	-	388,850	-
GRP 695 TOOLS FOR USE IN THE HAND OR IN MACHINES	-	2,236	-
GRP 742 PUMPS FOR LIQUIDS, LIQUID ELEVATORS AND PARTS	8,291	-	8,291
GRP 931 SPECIAL TRANSACTIONS AND COMMODITIES	111	349	111
DIV 27 CRUDE FERTILIZERS AND CRUDE MINERALS (EXCLUDING COAL, PETROLEUM AND PRECIOUS STONES)	-	3,226,214	-
DIV 52 INORGANIC CHEMICALS	-	388,850	-
DIV 69 MANUFACTURES OF METAL, N.E.S.	-	2,236	-
DIV 74 GENERAL INDUSTRIAL MACHINERY AND EQUIPMENT, N.E.S. AND MACHINE PARTS, N.E.S.	8,291	-	8,291
DIV 93 SPECIAL TRANSACTIONS AND COMMODITIES	111	349	111
SECT 2 CRUDE MATERIALS, INEDIABLE	-	3,226,214	-
SECT 5 CHEMICALS	-	388,850	-
SECT 6 MANUFACTURED GOODS	-	2,236	-
SECT 7 MACHINERY & TRANSPORT EQUIPMENT	8,291	-	8,291
SECT 9 MISCELLANEOUS TRANSACTIONS AND COMMODITIES	111	349	111
TOTAL - BOLIVIA	8,402	3,617,649	8,402
--- BOTSWANA			
GRP 931 SPECIAL TRANSACTIONS AND COMMODITIES	31	-	31
DIV 93 SPECIAL TRANSACTIONS AND COMMODITIES	31	-	31
SECT 9 MISCELLANEOUS TRANSACTIONS AND COMMODITIES	31	-	31
TOTAL - BOTSWANA	31	-	31
--- BRAZIL			
GRP 054 VEGETABLES, FRESH, CHILLED, FROZEN OR SIMPLY PRESERVED	-	942,292	-
GRP 071 COFFEE AND COFFEE SUBSTITUTES	-	89,472	-
GRP 231 NATURAL RUBBER, NATURAL GUMS, IN PRIMARY FORMS	24,266,214	-	-
GRP 248 WOOD, SIMPLY WORKED, AND RAILWAY SLEEPERS OF WOOD	-	127,006	-
GRP 278 OTHER CRUDE MINERALS	-	305,088	-
GRP 281 IRON ORE AND CONCENTRATES	-	372,052,503	-
GRP 422 OTHER FIXED VEGETABLE OILS, FLUID OR SOLID, CRUDE, REFINED OR PURIFIED	26,600,720	-	-
GRP 598 MISCELLANEOUS CHEMICAL PRODUCTS, N.E.S.	-	273,834	-
GRP 625 RUBBER TYRES, INTERCHANGEABLE TRYE TREADS, INNER TUBES AND TYRE FLABS	-	511,430	-
GRP 629 ARTICLES OF RUBBER, N.E.S	40,714	-	40,714

TABLE 8 (MODIFIED)

SABAH (FINAL)

FOREIGN TRADE : COUNTRY WITH GROUP / DIVISION & SECTION TOTALS

GROUP / DIV /SECT	EXPORT & RE EXPORTS	IMPORTS	RE EXPORTS
	RM FOB JAN - DEC 2021	RM CIF JAN - DEC 2021	RM FOB JAN - DEC 2021
GRP 657 SPECIAL YARNS, TEXTILE FABRICS AND RELATED PRODUCTS	-	73,107	-
GRP 679 TUBES, PIPES AND HOLLOW PROFILES, AND TUBES OR PIPE FITTINGS, OF IRON OR STEEL	5,429	887,568	5,429
GRP 693 WIRE PRODUCTS (EXCLUDING INSULATED ELECTRICAL WIRING) AND FENCING GRILLS	13,189	-	13,189
GRP 695 TOOLS FOR USE IN THE HAND OR IN MACHINES	294,757	323,704	294,757
GRP 697 HOUSEHOLD EQUIPMENT OF BASE METAL, N.E.S.	-	6,290	-
GRP 699 MANUFACTURES OF BASE METAL, N.E.S.	856,422	-	856,422
GRP 713 INTERNAL COMBUSTION PISTON ENGINES, AND PARTS THEREOF, N.E.S.	-	108,877	-
GRP 716 ROTATING ELECTRIC PLANT AND PARTS THEREOF, N.E.S.	2,629	75,808	2,629
GRP 718 OTHER POWER GENERATING MACHINERY AND PARTS THEREOF, N.E.S.	5,877	-	5,877
GRP 723 CIVIL ENGINEERING AND CONTRACTORS' PLANT AND EQUIPMENT	860,689	3,566,072	860,689
GRP 728 OTHER MACHINERY AND EQUIPMENT SPECIALIZED FOR PARTICULAR INDUSTRIES, AND PARTS THEREOF, N.E.S.	539,191	157,685	539,191
GRP 731 MACHINE-TOOLS WORKING BY REMOVING METAL OR OTHER MATERIAL	290,192	-	290,192
GRP 743 PUMPS (OTHER THAN PUMPS FOR LIQUIDS) AND COMPRESSORS AND FANS; CENTRIFUGES; FILTERING OR PURIFYING APPARATUS	33,803	66,644	33,803
GRP 744 MECHANICAL HANDLING EQUIPMENT, AND PARTS THEREOF, N.E.S.	18,654	-	18,654
GRP 745 OTHER NON-ELECTRICAL MACHINERY, TOOLS AND MECHANICAL APPARATUS, AND PARTS THEREOF, N.E.S.	-	579,527	-
GRP 746 BALL OR ROLLER BEARINGS	5,071	6,587	5,071
GRP 747 TAPS, COCKS, VALVES AND SIMILAR APPLIANCE	7,370	374,447	7,370
GRP 748 TRANSMISSION SHAFTS AND CRANKS; BEARING HOUSINGS AND PARTS THEREOF	36,839	8,260	36,839
GRP 749 NON-ELECTRIC PARTS AND ACCESSORIES OF MACHINERY, N.E.S.	51,976	3,205	51,976
GRP 772 ELECTRICAL APPARATUS, RESISTOR, SWITHBOARD AND CONTROL PANELS N.E.S., AND PARTS N.E.S.	22,460	-	22,460
GRP 811 PREFABRICATED BUILDINGS	-	392,626	-
GRP 851 FOOTWEAR	-	2,100	-
GRP 874 MEASURING, CHECKING, ANALYSING AND CONTROLLING INSTRUMENTS AND APPARATUS N.E.S.	163,897	9,593	163,897
GRP 893 ARTICLES, N.E.S OF PLASTICS	61,822	-	61,822
GRP 931 SPECIAL TRANSACTIONS AND COMMODITIES	8,241	69,721	8,241
DIV 05 VEGETABLES AND FRUITS	-	942,292	-
DIV 07 COFFEE, TEA, COCOA, SPICES, AND MANUFACTURES THEREOF	-	89,472	-
DIV 23 CRUDE RUBBER (INCLUDING SYNTHETIC AND RECLAIMED)	24,266,214	-	-
DIV 24 CORK AND WOOD	-	127,006	-
DIV 27 CRUDE FERTILIZERS AND CRUDE MINERALS (EXCLUDING COAL, PETROLEUM AND PRECIOUS STONES)	-	305,088	-
DIV 28 METALLIFEROUS ORES AND METAL SCRAP	-	372,052,503	-
DIV 42 FIXED VEGETABLE OILS AND FATS, CRUDE, REFINED OR FRACTIONATED	26,600,720	-	-
DIV 59 CHEMICAL MATERIALS AND PRODUCTS, N.E.S.	-	273,834	-

TABLE 8 (MODIFIED)

SABAH (FINAL)

FOREIGN TRADE : COUNTRY WITH GROUP / DIVISION & SECTION TOTALS

GROUP / DIV / SECT	EXPORT & RE EXPORTS		IMPORTS	RE EXPORTS
	RM FOB	RM CIF	RM FOB	RM FOB
	JAN - DEC 2021	JAN - DEC 2021	JAN - DEC 2021	JAN - DEC 2021
DIV 62	RUBBER MANUFACTURES, N.E.S.	40,714	511,430	40,714
DIV 65	TEXTILE YARN, FABRICS, MADE-UP ARICLES, N.E.S. AND RELATED PRODUCTS	-	73,107	-
DIV 67	IRON AND STEEL	5,429	887,568	5,429
DIV 69	MANUFACTURES OF METAL, N.E.S.	1,164,368	329,994	1,164,368
DIV 71	POWER GENERATING MACHINERY AND EQUIPMENT	8,506	184,685	8,506
DIV 72	MACHINERY SPECIALIZED FOR PARTICULAR INDUSTRIES	1,399,880	3,723,757	1,399,880
DIV 73	METALWORKING MACHINERY	290,192	-	290,192
DIV 74	GENERAL INDUSTRIAL MACHINERY AND EQUIPMENT, N.E.S. AND MACHINE PARTS, N.E.S.	153,713	1,038,670	153,713
DIV 77	ELECTRICAL MACHINERY, APPARATUS AND APPLIANCES, N.E.S. AND ELECTRICAL PARTS THEREOF	22,460	-	22,460
DIV 81	PREFABRICATED BUILDINGS, SANITARY, PLUMBING, HEATING AND LIGHTING FIXTURES AND FITTINGS, N.E.S.	-	392,626	-
DIV 85	FOOTWEAR	-	2,100	-
DIV 87	PROFESSIONAL, SCIENTIFIC AND CONTROLLING INSTRUMENTS AND APPARATUS, N.E.S.	163,897	9,593	163,897
DIV 89	MISCELLANEOUS MANUFACTURED ARTICLES, N.E.S.	61,822	-	61,822
DIV 93	SPECIAL TRANSACTIONS AND COMMODITIES	8,241	69,721	8,241
SECT 0	FOOD AND LIVE ANIMALS	-	1,031,764	-
SECT 2	CRUDE MATERIALS, INEDIABLE	24,266,214	372,484,597	-
SECT 4	ANIMAL AND VEGETABLE OILS AND FATS	26,600,720	-	-
SECT 5	CHEMICALS	-	273,834	-
SECT 6	MANUFACTURED GOODS	1,210,511	1,802,099	1,210,511
SECT 7	MACHINERY & TRANSPORT EQUIPMENT	1,874,751	4,947,112	1,874,751
SECT 8	MISCELLANEOUS MANUFACTURED ARTICLES	225,719	404,319	225,719
SECT 9	MISCELLANEOUS TRANSACTIONS AND COMMODITIES	8,241	69,721	8,241
	TOTAL - BRAZIL	54,186,156	381,013,446	3,319,222
--- BRUNEI DARUSSALAM				
GRP 001	LIVE ANIMALS	82,590	-	-
GRP 016	MEAT AND EDIBLE MEAT OFFAL, SALTED, IN BRINE, DRIED OR SMOKED; EDIBLE FLOURS AND MEALS OF MEAT OR MEAT OFFAL	8,460	-	-
GRP 017	MEAT AND EDIBLE MEAT OFFAL, PREPARED OR PRESERVED, N.E.S.	295,770	30,506	-
GRP 022	MILK AND CREAM AND MILK PRODUCTS OTHER THAN BUTTER OR CHEESE	419,844	-	-
GRP 024	CHEESE AND CURD	141,394	-	141,394
GRP 025	BIRDS EGG AND EGG YOLK, FRESH, DRIED OR OTHERWISE PRESERVED, SWEETENED OR NOT; EGG ALBUMIN	2,075,119	-	-
GRP 034	FISH, FRESH(LIVE OR DEAD), CHILLED OR FROZEN	6,562,046	15,254	132,338
GRP 035	FISH, DRIED, SALTED OR IN BRINE;SMOKED FISH	13,155	-	-
GRP 036	CRUSTACEANS AND MOLLUSCS, FRESH, CHILLED, FROZEN, SALTED OR IN BRINE OR DRIED	2,628,159	8,740	-

TABLE 8 (MODIFIED)

SABAH (FINAL)

FOREIGN TRADE : COUNTRY WITH GROUP / DIVISION & SECTION TOTALS

GROUP / DIV / SECT	EXPORT & RE EXPORTS	IMPORTS	RE EXPORTS
	RM FOB JAN - DEC 2021	RM CIF JAN - DEC 2021	RM FOB JAN - DEC 2021
GRP 044 MAIZE (NOT INCLUDING SWEET CORN), UNMILLED	1,242,825	-	1,242,825
GRP 046 MEAL AND FLOUR OF WHEAT AND FLOUR OF MESLIN	14,864,391	-	-
GRP 047 OTHER CEREAL MEALS AND FLOURS	436,695	-	-
GRP 048 CEREAL PREPARATIONS AND PREPARATION OF FLOUR OR STARCH OF FRUITS OR VEGETABLES	344,737	23,436	-
GRP 054 VEGETABLES, FRESH, CHILLED, FROZEN OR SIMPLY PRESERVED	2,555,803	224,388	509,842
GRP 056 VEGETABLES, ROOT AND TUBERS, PREPARED OR PRESERVED, N.E.S.	10,338	-	-
GRP 057 FRUITS AND NUTS (NOT INCLUDING OIL NUTS), FRESH OR DRIED	2,957,321	17,991	1,926,128
GRP 071 COFFEE AND COFFEE SUBSTITUTES	186,472	-	-
GRP 073 CHOCOLATE AND OTHER FOOD PREPARATIONS CONTAINING COCOA, N.E.S	-	8,611	-
GRP 074 TEA AND MATE	14,280	-	-
GRP 075 SPICES	244,385	-	103,894
GRP 081 FEEDING STUFF FOR ANIMALS (NOT INCLUDING UNMILLED CEREALS)	897,006	-	198,000
GRP 098 EDIBLE PRODUCTS AND PREPARATIONS, N.E.S.	2,143,569	19,529	448,968
GRP 111 NON-ALCOHOLIC BEVERAGES, N.E.S.	327,569	-	-
GRP 112 ALCOHOLIC BEVERAGES	56,791	-	56,791
GRP 248 WOOD, SIMPLY WORKED, AND RAILWAY SLEEPERS OF WOOD	57,373	-	-
GRP 269 WORN CLOTHING AND OTHER WORN TEXTILE ARTICLES ;RAGS	186,230	-	154,657
GRP 273 STONE, SAND AND GRAVEL	12,988,432	-	-
GRP 277 NATURAL ABRASIVES, N.E.S. (INCLUDING INDUSTRIAL DIAMONDS)	3,520	-	3,520
GRP 278 OTHER CRUDE MINERALS	197,855	-	197,855
GRP 292 CRUDE VEGETABLE MATERIALS, N.E.S.	28,000	-	-
GRP 333 PETROLEUM OILS, CRUDE, AND CRUDE OILS OBTAINED FROM BITUMINOUS MINERALS	1,214,483,490	-	-
GRP 334 PETROLEUM PRODUCTS, REFINED	429,842	522	429,842
GRP 335 RESIDUAL PETROLEUM PRODUCTS, N.E.S. AND RELATED MATERIALS	3,060	-	3,060
GRP 342 LIQUEFIED PROPANE AND BUTANE	1,192	-	1,192
GRP 343 NATURAL GAS, WHETHER OR NOT LIQUEFIED	1,192	-	1,192
GRP 344 PETROLEUM GASES AND OTHER GASEOUS HYDRO-CARBONS, N.E.S.	-	3,322	-
GRP 512 ALCOHOLS, PHENOLS, PHENOL-ALCOHOLS, AND THEIR DERIVATIVES	2,255	-	2,255
GRP 513 CARBOXYLIC ACIDS, ANHYDRIDES, HALIDES, PEROXIDES AND PEROXYACIDS AND DERIVATIVES	32,062	-	32,062
GRP 514 NITROGEN-FUNCTION COMPOUNDS	13,238	-	13,238
GRP 515 ORGANO-INORGANIC AND HETEROCYCLIC COMPOUNDS	22,858	-	22,858
GRP 516 OTHER ORGANIC CHEMICALS	116,501	-	116,501
GRP 522 INORGANIC CHEMICAL ELEMENTS, OXIDES AND HALOGEN SALTS	223,310	-	223,310
GRP 523 METALLIC SALTS AND PEROXYSALTS, OF INORGANIC ACIDS	282,398	-	282,398

TABLE 8 (MODIFIED)

SABAH (FINAL)

FOREIGN TRADE : COUNTRY WITH GROUP / DIVISION & SECTION TOTALS

GROUP / DIV / SECT	EXPORT & RE EXPORTS	IMPORTS	RE EXPORTS
	RM FOB JAN - DEC 2021	RM CIF JAN - DEC 2021	RM FOB JAN - DEC 2021
GRP 525 RADIO-ACTIVE AND ASSOCIATED MATERIALS	141,154	-	141,154
GRP 533 PIGMENTS, PAINTS, VARNISHES AND RELATED MATERIALS	909,229	-	834,543
GRP 541 MEDICINAL AND PHARMACEUTICAL PRODUCTS, OTHER THAN MEDICAMENTS OF GROUP 542	4,094,610	-	4,094,610
GRP 542 MEDICAMENTS (INCLUDING VETERINARY MEDICAMENTS)	21,717,463	-	21,717,463
GRP 553 PERFUMERY, COSMETICS AND TOILET PREPARATIONS	312,092	-	312,092
GRP 554 SOAP, CLEANSING AND POLISHING PREPARATIONS	263,073	-	263,073
GRP 562 FERTILIZERS, MANUFACTURED	65,288	-	26,320
GRP 572 POLYMER OF STYRENE, IN PRIMARY FORMS	85,109	-	-
GRP 575 OTHER PLASTICS, IN PRIMARY FORMS	174,796	-	174,796
GRP 581 TUBES, PIPES AND HOSES OF PLASTICS	74,945	-	57,922
GRP 582 PLATES, SHEETS, FILM, COIL AND STRIP OF PLASTICS	276,784	-	2,800
GRP 592 STARCHES, INULIN AND WHEAT GLUTEN; ALBUMINOIDAL SUBSTANCES; GLUES	16,636	-	13,996
GRP 593 EXPLOSIVES AND PYROTECHNIC PRODUCTS	69,673	-	69,673
GRP 597 PREPARED ADDITIVES FOR MINERAL OILS; LUBRICATING PREPARATIONS	59,484	-	59,484
GRP 598 MISCELLANEOUS CHEMICAL PRODUCTS, N.E.S.	682,728	23,118	682,728
GRP 621 MATERIALS OF RUBBER	539,917	13,224	539,917
GRP 625 RUBBER TYRES, INTERCHANGEABLE TRYE TREADS, INNER TUBES AND TYRE FLABS	9,654	9,840	9,654
GRP 629 ARTICLES OF RUBBER, N.E.S	94,621	21,268	94,621
GRP 634 VENEERS, PLYWOOD, PARTICLE BOARD, AND OTHER WOOD, WORKED, N.E.S.	-	3,151	-
GRP 635 WOOD MANUFACTURES, N.E.S.	5,018	-	5,018
GRP 641 PAPER AND PAPERBOARD	309,199	-	33,257
GRP 642 PAPER AND PAPERBOARD, CUT TO SIZE OR SHAPE, AND ARTICLES OF PAPER OR PAPERBOARD	2,507,576	-	1,091,721
GRP 651 TEXTILE YARN	86,040	-	86,040
GRP 657 SPECIAL YARNS, TEXTILE FABRICS AND RELATED PRODUCTS	264,001	-	264,001
GRP 658 MADE-UP ARTICLES, WHOLLY OR CHIEFLY OF TEXTILE MATERIALS, N.E.S.	124,120	2,937	124,120
GRP 659 FLOOR COVERINGS, ETC.	12,012	33,913	12,012
GRP 661 LIME, CEMENT, AND FABRICATED CONSTRUCTION MATERIALS (EXCEPT GLASS AND CLAY MATERIALS)	21,417	72,330	21,417
GRP 662 CLAY CONSTRUCTION MATERIALS AND REFRACTORY CONSTRUCTION MATERIALS	115,900	-	115,900
GRP 663 MINERAL MANUFACTURES, N.E.S.	319,982	2,091,925	85,847
GRP 664 GLASS	2,610,099	-	724,059
GRP 665 GLASSWARE	156,319	-	156,319
GRP 676 IRON AND STEEL BARS, RODS, ANGLES, SHAPES AND SECTIONS (INCLUDING SHEET PILING)	14,681	93,559	14,681
GRP 679 TUBES, PIPES AND HOLLOW PROFILES, AND TUBES OR PIPE FITTINGS, OF IRON OR STEEL	8,285,780	499,279	8,285,780
GRP 682 COPPER (INCLUDING ALLOYS)	59,046	-	59,046

TABLE 8 (MODIFIED)

SABAH (FINAL)

FOREIGN TRADE : COUNTRY WITH GROUP / DIVISION & SECTION TOTALS

GROUP / DIV / SECT	EXPORT & RE EXPORTS		IMPORTS	RE EXPORTS
	RM FOB	RM CIF	RM FOB	RM FOB
	JAN - DEC 2021	JAN - DEC 2021	JAN - DEC 2021	JAN - DEC 2021
GRP 684 ALUMINIUM (INCLUDING ALLOYS)	211,711	-		29,130
GRP 691 STRUCTURES AND PARTS OF STRUCTURES, N.E.S., OF IRON, STEEL OR ALUMINIUM	804,004	-		804,004
GRP 692 METAL CONTAINERS FOR STORAGE OR TRANSPORT	589,329	5,410		589,329
GRP 693 WIRE PRODUCTS (EXCLUDING INSULATED ELECTRICAL WIRING) AND FENCING GRILLS	188,624	37,129		188,624
GRP 694 NAILS, SCREWS, NUTS, BOLTS, RIVETS AND THE LIKE, OF IRON, STEEL, COPPER OR ALUMINIUM	267,540	24,536		267,540
GRP 695 TOOLS FOR USE IN THE HAND OR IN MACHINES	1,627,852	92,764		1,627,852
GRP 696 CUTLERY	11,490	-		11,490
GRP 697 HOUSEHOLD EQUIPMENT OF BASE METAL, N.E.S.	20,582	82,601		20,582
GRP 699 MANUFACTURES OF BASE METAL, N.E.S.	2,102,839	127,658		2,102,839
GRP 712 STEAM TURBINES AND OTHER VAPOUR TURBINES, AND PARTS THEREOF, N.E.S.	811,360	-		811,360
GRP 713 INTERNAL COMBUSTION PISTON ENGINES, AND PARTS THEREOF, N.E.S.	1,573,085	329,848		1,573,085
GRP 714 ENGINES AND MOTORS, NON-ELECTRIC, AND PARTS, N.E.S.	590,240	-		590,240
GRP 716 ROTATING ELECTRIC PLANT AND PARTS THEREOF, N.E.S.	708,236	26,880		708,236
GRP 718 OTHER POWER GENERATING MACHINERY AND PARTS THEREOF, N.E.S.	933,117	-		933,117
GRP 721 AGRICULTURAL MACHINERY (EXCLUDING TRACTORS) AND PARTS THEREOF	66,279	-		66,279
GRP 723 CIVIL ENGINEERING AND CONTRACTORS' PLANT AND EQUIPMENT	8,978,304	1,854,159		8,978,304
GRP 724 TEXTILE AND LEATHER MACHINERY, AND PARTS THEREOF, N.E.S.	23,698	-		23,698
GRP 727 FOOD-PROCESSING MACHINES (EXCLUDING DOMESTIC)	15,576	-		15,576
GRP 728 OTHER MACHINERY AND EQUIPMENT SPECIALIZED FOR PARTICULAR INDUSTRIES, AND PARTS THEREOF, N.E.S.	8,100,208	336,502		8,038,376
GRP 731 MACHINE-TOOLS WORKING BY REMOVING METAL OR OTHER MATERIAL	2,737,778	-		2,737,778
GRP 733 MACHINE-TOOLS FOR WORKING METAL, SINTERED METAL CARBIDES OF CERMETS, WITHOUT REMOVING MATERIAL	-	25,000		-
GRP 735 PARTS, N.E.S AND ACCESSORIES FOR USE WITH MACHINES FALLING WITHIN GRP 731 AND 733	164,247	-		164,247
GRP 737 METALWORKING MACHINERY (OTHER THAN MACHINE-TOOLS), AND PARTS THEROF, N.E.S.	46,463	23,921		46,463
GRP 741 HEATING AND COOLING EQUIPMENT AND PARTS THEREOF, N.E.S.	1,470,130	29,042		1,470,130
GRP 742 PUMPS FOR LIQUIDS, LIQUID ELEVATORS AND PARTS	1,343,001	8,235		1,343,001
GRP 743 PUMPS (OTHER THAN PUMPS FOR LIQUIDS) AND COMPRESSORS AND FANS; CENTRIFUGES; FILTERING OR PURIFYING APPARATUS	2,662,450	44,390		2,662,450
GRP 744 MECHANICAL HANDLING EQUIPMENT, AND PARTS THEREOF, N.E.S.	2,759,964	71,635		2,759,964
GRP 745 OTHER NON-ELECTRICAL MACHINERY, TOOLS AND MECHANICAL APPARATUS, AND PARTS THEREOF, N.E.S.	531,486	-		531,486
GRP 746 BALL OR ROLLER BEARINGS	169,298	-		169,298
GRP 747 TAPS, COCKS, VALVES AND SIMILAR APPLIANCE	2,658,174	316,319		2,658,174
GRP 748 TRANSMISSION SHAFTS AND CRANKS; BEARING HOUSINGS AND PARTS THEREOF	564,529	-		564,529
GRP 749 NON-ELECTRIC PARTS AND ACCESSORIES OF MACHINERY, N.E.S.	3,028,110	-		3,028,110
GRP 751 OFFICE MACHINES	8,828	-		8,828
GRP 752 AUTOMATIC DATA PROCESSING MACHINES AND UNITS THEREOF	510,809	-		510,809

TABLE 8 (MODIFIED)

SABAH (FINAL)

FOREIGN TRADE : COUNTRY WITH GROUP / DIVISION & SECTION TOTALS

GROUP / DIV / SECT	EXPORT & RE EXPORTS	IMPORTS	RE EXPORTS
	RM FOB JAN - DEC 2021	RM CIF JAN - DEC 2021	RM FOB JAN - DEC 2021
GRP 759 PARTS AND ACCESSORIES FOR USE WITHIN GROUPS 751 AND 752	8,547	-	8,547
GRP 761 TELEVISION RECEIVERS WITH RADIO-BROADCAST RECEIVERS, SOUND RECORDERS OR REPRODUCERS	46,979	2,642	46,979
GRP 764 TELECOMMUNICATIONS EQUIPMENTS, N.E.S.; THEIR PARTS, AND ACCESSORIES USED IN DIVISION 76	1,328,636	8,379	1,328,636
GRP 771 ELECTRIC POWER MACHINERY (OTHER THAN ROTATING ELECTRIC PLANT), AND PARTS THEREOF	382,912	-	382,912
GRP 772 ELECTRICAL APPARATUS, RESISTOR, SWITCHBOARD AND CONTROL PANELS N.E.S., AND PARTS N.E.S.	2,043,442	2,643	2,043,442
GRP 773 EQUIPMENT FOR DISTRIBUTING ELECTRICITY, N.E.S.	587,983	-	587,983
GRP 774 ELECTRO-DIAGNOSTIC APPARATUS FOR MEDICAL, SURGICAL, DENTAL OR VETERINARY SCIENCES AND RADIOLOGICAL APPARATUS	511,344	-	511,344
GRP 775 HOUSEHOLD TYPE, ELECTRICAL AND NON- ELECTRICAL EQUIPMENT, N.E.S.	1,085,612	8,373	1,085,612
GRP 776 THERMIONIC VALVES AND TUBES; PHOTOCELLS; ETC., AND PARTS THEREOF, N.E.S.	52,205	-	52,205
GRP 778 ELECTRICAL MACHINERY AND APPARATUS, N.E.S.	631,731	422,945	631,731
GRP 781 MOTOR CARS AND OTHER MOTOR VEHICLES FOR THE TRANSPORT OF PERSONS	65,620	-	65,620
GRP 784 PARTS AND ACCESSORIES, OF THE MOTOR VEHICLES FALLING WITHIN GROUP 722, 781, 782 OR 783	1,737,037	100,100	1,733,787
GRP 785 MOTORCYCLES, AND CYCLES, MOTORIZED AND NON-MOTORIZED; INVALID CARRIAGES	16,402	-	16,402
GRP 786 TRAILERS AND SEMI-TRAILERS; OTHER VEHICLES, NOT MECHANICALLY PROPELLED; SPECIALLY DESIGNED AND EQUIPPED TRANSPORT CONTAINERS	111,513	37,585	111,513
GRP 793 SHIPS, BOATS (INCLUDING HOVERCRAFT) AND FLOATING STRUCTURES	779,764	461,053	779,764
GRP 811 PREFABRICATED BUILDINGS	99,830	-	99,830
GRP 813 LIGHTING FIXTURES AND FITTINGS, N.E.S.	550,209	-	550,209
GRP 821 FURNITURE AND PARTS THEREOF	493,047	20,587	118,193
GRP 831 TRAVEL GOODS, HANDBAGS AND SIMILAR CONTAINERS	58,509	-	56,487
GRP 844 WOMEN'S AND GIRLS' COATS, CAPES, JACKETS, SUITS, BLAZERS, TROUSERS, SHORTS AND SIMILAR ARTICLES OF TEXTILE FABRICS, KNITTED OR CROCHETED	54,021	-	54,021
GRP 845 ARTICLES OF APPAREL, OF TEXTILE FABRICS, WHETHER OR NOT KNITTED OR CROCHETED, N.E.S.	199,701	-	199,701
GRP 846 CLOTHING ACCESSORIES, OF TEXTILE FABRICS, WHETHER OR NOT KNITTED OR CROCHETED	61,856	-	61,856
GRP 848 ARTICLES OF APPAREL AND CLOTHING ACCESSORIES OF OTHER THAN TEXTILE FABRICS, HEADGEAR OF ALL MATERIALS	25,219	-	25,219
GRP 851 FOOTWEAR	63,948	-	63,948
GRP 871 OPTICAL INSTRUMENTS AND APPARATUS, N.E.S.	13,363	-	13,363
GRP 872 MEDICAL INSTRUMENTS AND APPLIANCES, N.E.S.	2,527,005	-	2,527,005
GRP 873 METERS AND COUNTERS, N.E.S.	6,288	-	6,288
GRP 874 MEASURING, CHECKING, ANALYSING AND CONTROLLING INSTRUMENTS AND APPARATUS N.E.S.	18,033,223	92,582	17,346,912
GRP 881 PHOTOGRAPHIC APPARATUS AND EQUIPMENT, N.E.S.	144,746	-	144,746
GRP 885 WATCHES AND CLOCKS	23,917	-	23,917
GRP 891 ARMS AND AMMUNITION	107,375	-	107,375
GRP 892 PRINTED MATTER	80,555	10,148	80,555

TABLE 8 (MODIFIED)

SABAH (FINAL)

FOREIGN TRADE : COUNTRY WITH GROUP / DIVISION & SECTION TOTALS

GROUP / DIV / SECT	EXPORT & RE EXPORTS		IMPORTS	RE EXPORTS
	RM FOB	RM FOB	RM CIF	RM FOB
	JAN - DEC 2021		JAN - DEC 2021	JAN - DEC 2021
GRP 893	ARTICLES, N.E.S OF PLASTICS	6,521,715	16,927	1,452,512
GRP 894	BABY CARRIAGES, TOYS, GAMES AND SPORTING GOODS	402,327	30,000	402,327
GRP 895	OFFICE AND STATIONARY SUPPLIES, N.E.S.	4,629	-	4,629
GRP 898	MUSICAL INSTRUMENTS AND PARTS AND ACCESSORIES THEREOF	2,377	-	2,377
GRP 899	MISCELLANEOUS MANUFACTURED ARTICLES, N.E.S.	139,382	4,708	139,382
GRP 931	SPECIAL TRANSACTIONS AND COMMODITIES	5,975,418	83,348	5,849,652
DIV 00	LIVE ANIMALS	82,590	-	-
DIV 01	MEAT AND MEAT PREPARATIONS	304,230	30,506	-
DIV 02	DAIRY PRODUCT AND BIRDS EGGS	2,636,357	-	141,394
DIV 03	FISH, CRUSTACEANS AND MOLLUSCS, AND PREPARATIONS THEREOF	9,203,360	23,994	132,338
DIV 04	CEREALS AND CEREAL PREPARATIONS	16,888,648	23,436	1,242,825
DIV 05	VEGETABLES AND FRUITS	5,523,462	242,379	2,435,970
DIV 07	COFFEE, TEA, COCOA, SPICES, AND MANUFACTURES THEREOF	445,137	8,611	103,894
DIV 08	FEEDING STUFF FOR ANIMALS (NOT INCLUDING UNMILLED CEREALS)	897,006	-	198,000
DIV 09	MISCELLANEOUS EDIBLE PRODUCTS AND PREPARATIONS	2,143,569	19,529	448,968
DIV 11	BEVERAGES	384,360	-	56,791
DIV 24	CORK AND WOOD	57,373	-	-
DIV 26	TEXTILE FIBRES(OTHER THAN WOOL TOPS) AND THEIR WASTES (NOT MANUFACTURED INTO YARN OR FABRICS)	186,230	-	154,657
DIV 27	CRUDE FERTILIZERS AND CRUDE MINERALS (EXCLUDING COAL, PETROLEUM AND PRECIOUS STONES)	13,189,807	-	201,375
DIV 29	CRUDE ANIMAL AND VEGETABLE MATERIALS, N.E.S.	28,000	-	-
DIV 33	PETROLEUM, PETROLEUM PRODUCTS AND RELATED MATERIALS	1,214,916,392	522	432,902
DIV 34	GAS, NATURAL AND MANUFACTURED	2,384	3,322	2,384
DIV 51	ORGANIC CHEMICALS	186,914	-	186,914
DIV 52	INORGANIC CHEMICALS	646,862	-	646,862
DIV 53	DYEING, TANNING AND COLOURING MATERIALS	909,229	-	834,543
DIV 54	MEDICINAL AND PHARMACEUTICAL PRODUCTS	25,812,073	-	25,812,073
DIV 55	ESSENTIAL OILS AND RESINOIDS AND PERFUME MATERIALS; TOILET, POLISHING AND CLEANSING PREPARATIONS	575,165	-	575,165
DIV 56	FERTILIZERS, MANUFACTURED	65,288	-	26,320
DIV 57	PLASTICS IN PRIMARY FORMS	259,905	-	174,796
DIV 58	PLASTICS IN NON-PRIMARY FORMS	351,729	-	60,722
DIV 59	CHEMICAL MATERIALS AND PRODUCTS, N.E.S.	828,521	23,118	825,881
DIV 62	RUBBER MANUFACTURES, N.E.S.	644,192	44,332	644,192
DIV 63	CORK AND WOOD MANUFACTURES (EXCLUDING FURNITURE)	5,018	3,151	5,018
DIV 64	PAPER, PAPERBOARD, AND ARTICLES OF PAPER PULP, OF PAPER OR PAPERBOARD	2,816,775	-	1,124,978

TABLE 8 (MODIFIED)

SABAH (FINAL)

FOREIGN TRADE : COUNTRY WITH GROUP / DIVISION & SECTION TOTALS

GROUP / DIV / SECT		EXPORT & RE EXPORTS RM FOB JAN - DEC 2021	IMPORTS RM CIF JAN - DEC 2021	RE EXPORTS RM FOB JAN - DEC 2021
DIV 65	TEXTILE YARN, FABRICS, MADE-UP ARICLES, N.E.S. AND RELATED PRODUCTS	486,173	36,850	486,173
DIV 66	NON-METALLIC MINERAL MANUFACTURES N.E.S.	3,223,717	2,164,255	1,103,542
DIV 67	IRON AND STEEL	8,300,461	592,838	8,300,461
DIV 68	NON-FERROUS METALS	270,757	-	88,176
DIV 69	MANUFACTURES OF METAL, N.E.S.	5,612,260	370,098	5,612,260
DIV 71	POWER GENERATING MACHINERY AND EQUIPMENT	4,616,038	356,728	4,616,038
DIV 72	MACHINERY SPECIALIZED FOR PARTICULAR INDUSTRIES	17,184,065	2,190,661	17,122,233
DIV 73	METALWORKING MACHINERY	2,948,488	48,921	2,948,488
DIV 74	GENERAL INDUSTRIAL MACHINERY AND EQUIPMENT, N.E.S. AND MACHINE PARTS, N.E.S.	15,187,142	469,621	15,187,142
DIV 75	OFFICE MACHINES AND AUTOMATIC DATA PROCESSING EQUIPMENT	528,184	-	528,184
DIV 76	TELECOMMUNICATIONS AND SOUND RECORDING AND REPRODUCING APPARATUS AND EQUIPMENT	1,375,615	11,021	1,375,615
DIV 77	ELECTRICAL MACHINERY, APPARATUS AND APPLIANCES, N.E.S. AND ELECTRICAL PARTS THEREOF	5,295,229	433,961	5,295,229
DIV 78	ROAD VEHICLES (INCLUDING AIR - CUSHION VEHICLES)	1,930,572	137,685	1,927,322
DIV 79	OTHERS TRANSPORT EQUIPMENT	779,764	461,053	779,764
DIV 81	PREFABRICATED BUILDINGS, SANITARY, PLUMBING, HEATING AND LIGHTING FIXTURES AND FITTINGS, N.E.S.	650,039	-	650,039
DIV 82	FURNITURE AND PARTS THEREOF	493,047	20,587	118,193
DIV 83	TRAVEL GOODS, HANDBAGS AND SIMILAR CONTAINERS	58,509	-	56,487
DIV 84	ARTICLES OF APPAREL AND CLOTHING ACCESSORIES	340,797	-	340,797
DIV 85	FOOTWEAR	63,948	-	63,948
DIV 87	PROFESSIONAL, SCIENTIFIC AND CONTROLLING INSTRUMENTS AND APPARATUS, N.E.S.	20,579,879	92,582	19,893,568
DIV 88	PHOTOGRAPHIC APPARATUS, EQUIPMENT AND SUPPLIED AND OPTICAL GOODS, N.E.S., WATCHES AND CLOCKS	168,663	-	168,663
DIV 89	MISCELLANEOUS MANUFACTURED ARTICLES, N.E.S.	7,258,360	61,783	2,189,157
DIV 93	SPECIAL TRANSACTIONS AND COMMODITIES	5,975,418	83,348	5,849,652
SECT 0	FOOD AND LIVE ANIMALS	38,124,359	348,455	4,703,389
SECT 1	BEVERAGES AND TOBACCO	384,360	-	56,791
SECT 2	CRUDE MATERIALS, INEDIABLE	13,461,410	-	356,032
SECT 3	MINERAL FUELS, LUBRICANTS, ETC.	1,214,918,776	3,844	435,286
SECT 5	CHEMICALS	29,635,686	23,118	29,143,276
SECT 6	MANUFACTURED GOODS	21,359,353	3,211,524	17,364,800
SECT 7	MACHINERY & TRANSPORT EQUIPMENT	49,845,097	4,109,651	49,780,015
SECT 8	MISCELLANEOUS MANUFACTURED ARTICLES	29,613,242	174,952	23,480,852
SECT 9	MISCELLANEOUS TRANSACTIONS AND COMMODITIES	5,975,418	83,348	5,849,652
TOTAL - BRUNEI DARUSSALAM		1,403,317,701	7,954,892	131,170,093

TABLE 8 (MODIFIED)

SABAH (FINAL)

FOREIGN TRADE : COUNTRY WITH GROUP / DIVISION & SECTION TOTALS

GROUP / DIV / SECT	EXPORT & RE EXPORTS	IMPORTS	RE EXPORTS	
	RM FOB JAN - DEC 2021	RM CIF JAN - DEC 2021	RM FOB JAN - DEC 2021	
--- BULGARIA				
GRP 098	EDIBLE PRODUCTS AND PREPARATIONS, N.E.S.	-	6,049	-
GRP 523	METALLIC SALTS AND PEROXYSALTS, OF INORGANIC ACIDS	-	18,431	-
GRP 533	PIGMENTS, PAINTS, VARNISHES AND RELATED MATERIALS	-	4,189	-
GRP 658	MADE-UP ARTICLES, WHOLLY OR CHIEFLY OF TEXTILE MATERIALS, N.E.S.	-	17,160	-
GRP 745	OTHER NON-ELECTRICAL MACHINERY, TOOLS AND MECHANICAL APPARATUS, AND PARTS THEREOF, N.E.S.	-	12,530	-
GRP 747	TAPS, COCKS, VALVES AND SIMILAR APPLIANCE	-	2,841	-
GRP 748	TRANSMISSION SHAFTS AND CRANKS; BEARING HOUSINGS AND PARTS THEREOF	-	6,466	-
GRP 842	WOMEN'S AND GIRLS' COATS, CAPES, JACKETS, SUITS, BLAZERS, TROUSERS, SHORTS AND SIMILAR ARTICLES OF TEXTILE FABRICS, NOT KNITTED OR CROCHETED	-	3,215	-
GRP 874	MEASURING, CHECKING, ANALYSING AND CONTROLLING INSTRUMENTS AND APPARATUS N.E.S.	-	27,636	-
GRP 885	WATCHES AND CLOCKS	-	2,119	-
GRP 931	SPECIAL TRANSACTIONS AND COMMODITIES	200	36,621	200
DIV 09	MISCELLANEOUS EDIBLE PRODUCTS AND PREPARATIONS	-	6,049	-
DIV 52	INORGANIC CHEMICALS	-	18,431	-
DIV 53	DYEING, TANNING AND COLOURING MATERIALS	-	4,189	-
DIV 65	TEXTILE YARN, FABRICS, MADE-UP ARTICLES, N.E.S. AND RELATED PRODUCTS	-	17,160	-
DIV 74	GENERAL INDUSTRIAL MACHINERY AND EQUIPMENT, N.E.S. AND MACHINE PARTS, N.E.S.	-	21,837	-
DIV 84	ARTICLES OF APPAREL AND CLOTHING ACCESSORIES	-	3,215	-
DIV 87	PROFESSIONAL, SCIENTIFIC AND CONTROLLING INSTRUMENTS AND APPARATUS, N.E.S.	-	27,636	-
DIV 88	PHOTOGRAPHIC APPARATUS, EQUIPMENT AND SUPPLIED AND OPTICAL GOODS, N.E.S., WATCHES AND CLOCKS	-	2,119	-
DIV 93	SPECIAL TRANSACTIONS AND COMMODITIES	200	36,621	200
SECT 0	FOOD AND LIVE ANIMALS	-	6,049	-
SECT 5	CHEMICALS	-	22,620	-
SECT 6	MANUFACTURED GOODS	-	17,160	-
SECT 7	MACHINERY & TRANSPORT EQUIPMENT	-	21,837	-
SECT 8	MISCELLANEOUS MANUFACTURED ARTICLES	-	32,970	-
SECT 9	MISCELLANEOUS TRANSACTIONS AND COMMODITIES	200	36,621	200
	TOTAL - BULGARIA	200	137,257	200
--- CAMBODIA				
GRP 042	RICE	-	8,804,527	-
GRP 269	WORN CLOTHING AND OTHER WORN TEXTILE ARTICLES ;RAGS	1,527,627	73,955	1,527,627
GRP 553	PERFUMERY, COSMETICS AND TOILET PREPARATIONS	5,622	-	5,622
GRP 658	MADE-UP ARTICLES, WHOLLY OR CHIEFLY OF TEXTILE MATERIALS, N.E.S.	-	3,599	-

TABLE 8 (MODIFIED)

SABAH (FINAL)

FOREIGN TRADE : COUNTRY WITH GROUP / DIVISION & SECTION TOTALS

GROUP / DIV / SECT	EXPORT & RE EXPORTS	IMPORTS	RE EXPORTS
	RM FOB JAN - DEC 2021	RM CIF JAN - DEC 2021	RM FOB JAN - DEC 2021
GRP 821 FURNITURE AND PARTS THEREOF	116,396	2,287	116,396
GRP 831 TRAVEL GOODS, HANDBAGS AND SIMILAR CONTAINERS	-	19,949	-
GRP 842 WOMEN'S AND GIRLS' COATS, CAPES, JACKETS, SUITS, BLAZERS, TROUSERS, SHORTS AND SIMILAR ARTICLES OF TEXTILE FABRICS, NOT KNITTED OR CROCHETED	-	5,035	-
GRP 845 ARTICLES OF APPAREL, OF TEXTILE FABRICS, WHETHER OR NOT KNITTED OR CROCHETED, N.E.S.	-	6,790	-
GRP 931 SPECIAL TRANSACTIONS AND COMMODITIES	6,596	34,635	6,514
DIV 04 CEREALS AND CEREAL PREPARATIONS	-	8,804,527	-
DIV 26 TEXTILE FIBRES(OTHER THAN WOOL TOPS) AND THEIR WASTES (NOT MANUFACTURED INTO YARN OR FABRICS)	1,527,627	73,955	1,527,627
DIV 55 ESSENTIAL OILS AND RESINOIDS AND PERFUME MATERIALS; TOILET, POLISHING AND CLEANSING PREPARATIONS	5,622	-	5,622
DIV 65 TEXTILE YARN, FABRICS, MADE-UP ARICLES, N.E.S. AND RELATED PRODUCTS	-	3,599	-
DIV 82 FURNITURE AND PARTS THEREOF	116,396	2,287	116,396
DIV 83 TRAVEL GOODS, HANDBAGS AND SIMILAR CONTAINERS	-	19,949	-
DIV 84 ARTICLES OF APPAREL AND CLOTHING ACCESSORIES	-	11,825	-
DIV 93 SPECIAL TRANSACTIONS AND COMMODITIES	6,596	34,635	6,514
SECT 0 FOOD AND LIVE ANIMALS	-	8,804,527	-
SECT 2 CRUDE MATERIALS, INEDIABLE	1,527,627	73,955	1,527,627
SECT 5 CHEMICALS	5,622	-	5,622
SECT 6 MANUFACTURED GOODS	-	3,599	-
SECT 8 MISCELLANEOUS MANUFACTURED ARTICLES	116,396	34,061	116,396
SECT 9 MISCELLANEOUS TRANSACTIONS AND COMMODITIES	6,596	34,635	6,514
TOTAL - CAMBODIA	1,656,241	8,950,777	1,656,159
--- CAMEROON			
GRP 634 VENEERS, PLYWOOD, PARTICLE BOARD, AND OTHER WOOD, WORKED, N.E.S.	-	171,468	-
GRP 772 ELECTRICAL APPARATUS, RESISTOR, SWITHBOARD AND CONTROL PANELS N.E.S., AND PARTS N.E.S.	-	3,497	-
GRP 931 SPECIAL TRANSACTIONS AND COMMODITIES	-	930	-
DIV 63 CORK AND WOOD MANUFACTURES (EXCLUDING FURNITURE)	-	171,468	-
DIV 77 ELECTRICAL MACHINERY, APPARATUS AND APPLIANCES, N.E.S. AND ELECTRICAL PARTS THEREOF	-	3,497	-
DIV 93 SPECIAL TRANSACTIONS AND COMMODITIES	-	930	-
SECT 6 MANUFACTURED GOODS	-	171,468	-
SECT 7 MACHINERY & TRANSPORT EQUIPMENT	-	3,497	-
SECT 9 MISCELLANEOUS TRANSACTIONS AND COMMODITIES	-	930	-
TOTAL - CAMEROON	-	175,895	-

TABLE 8 (MODIFIED)

SABAH (FINAL)

FOREIGN TRADE : COUNTRY WITH GROUP / DIVISION & SECTION TOTALS

GROUP / DIV / SECT	EXPORT & RE EXPORTS RM FOB JAN - DEC 2021	IMPORTS RM CIF JAN - DEC 2021	RE EXPORTS RM FOB JAN - DEC 2021	
--- CANADA				
GRP 034	FISH, FRESH(LIVE OR DEAD), CHILLED OR FROZEN	17,346	67,010	-
GRP 036	CRUSTACEANS AND MOLLUSCS, FRESH, CHILLED, FROZEN, SALTED OR IN BRINE OR DRIED	-	295,014	-
GRP 041	WHEAT (INCLUDING SPELT) AND MESLIN, UNMILLED	-	16,350,148	-
GRP 048	CEREAL PREPARATIONS AND PREPARATION OF FLOUR OR STARCH OF FRUITS OR VEGETABLES	-	243,998	-
GRP 054	VEGETABLES, FRESH, CHILLED, FROZEN OR SIMPLY PRESERVED	-	992,505	-
GRP 056	VEGETABLES, ROOT AND TUBERS, PREPARED OR PRESERVED, N.E.S.	-	3,327	-
GRP 057	FRUITS AND NUTS (NOT INCLUDING OIL NUTS), FRESH OR DRIED	-	77,646	-
GRP 073	CHOCOLATE AND OTHER FOOD PREPARATIONS CONTAINING COCOA, N.E.S	-	2,406	-
GRP 098	EDIBLE PRODUCTS AND PREPARATIONS, N.E.S.	-	9,800	-
GRP 112	ALCOHOLIC BEVERAGES	-	26,723	-
GRP 222	OIL SEEDS AND OLEAGINOUS FRUITS, FOR EXTRACTION OF 'SOFT' FIXED VEGETABLE OILS	-	12,099,470	-
GRP 248	WOOD, SIMPLY WORKED, AND RAILWAY SLEEPERS OF WOOD	3,267,973	447,683	-
GRP 334	PETROLEUM PRODUCTS, REFINED	-	4,047	-
GRP 533	PIGMENTS, PAINTS, VARNISHES AND RELATED MATERIALS	-	11,084	-
GRP 553	PERFUMERY, COSMETICS AND TOILET PREPARATIONS	-	55,614	-
GRP 562	FERTILIZERS, MANUFACTURED	-	252,369,231	-
GRP 575	OTHER PLASTICS, IN PRIMARY FORMS	-	8,805	-
GRP 582	PLATES, SHEETS, FILM, COIL AND STRIP OF PLASTICS	-	13,338	-
GRP 597	PREPARED ADDITIVES FOR MINERAL OILS; LUBRICATING PREPARATIONS	-	80,691	-
GRP 598	MISCELLANEOUS CHEMICAL PRODUCTS, N.E.S.	-	133,639	-
GRP 621	MATERIALS OF RUBBER	-	124,201	-
GRP 629	ARTICLES OF RUBBER, N.E.S	9,689	121,612	9,689
GRP 634	VENEERS, PLYWOOD, PARTICLE BOARD, AND OTHER WOOD, WORKED, N.E.S.	8,173,592	-	-
GRP 657	SPECIAL YARNS, TEXTILE FABRICS AND RELATED PRODUCTS	-	2,247	-
GRP 665	GLASSWARE	-	4,643	-
GRP 679	TUBES, PIPES AND HOLLOW PROFILES, AND TUBES OR PIPE FITTINGS, OF IRON OR STEEL	-	172,568	-
GRP 693	WIRE PRODUCTS (EXCLUDING INSULATED ELECTRICAL WIRING) AND FENCING GRILLS	-	60,322	-
GRP 694	NAILS, SCREWS, NUTS, BOLTS, RIVETS AND THE LIKE, OF IRON, STEEL, COPPER OR ALUMINIUM	-	7,723	-
GRP 695	TOOLS FOR USE IN THE HAND OR IN MACHINES	135,198	1,441,882	135,198
GRP 699	MANUFACTURES OF BASE METAL, N.E.S.	-	21,907	-
GRP 713	INTERNAL COMBUSTION PISTON ENGINES, AND PARTS THEREOF, N.E.S.	-	129,553	-
GRP 714	ENGINES AND MOTORS, NON-ELECTRIC, AND PARTS, N.E.S.	-	126,610	-
GRP 718	OTHER POWER GENERATING MACHINERY AND PARTS THEREOF, N.E.S.	-	3,878,658	-

TABLE 8 (MODIFIED)

SABAH (FINAL)

FOREIGN TRADE : COUNTRY WITH GROUP / DIVISION & SECTION TOTALS

GROUP / DIV /SECT	EXPORT & RE EXPORTS	IMPORTS	RE EXPORTS
	RM FOB JAN - DEC 2021	RM CIF JAN - DEC 2021	RM FOB JAN - DEC 2021
GRP 723 CIVIL ENGINEERING AND CONTRACTORS' PLANT AND EQUIPMENT	40,598	6,692,956	40,598
GRP 728 OTHER MACHINERY AND EQUIPMENT SPECIALIZED FOR PARTICULAR INDUSTRIES, AND PARTS THEREOF, N.E.S.	239,782	2,896,625	239,782
GRP 733 MACHINE-TOOLS FOR WORKING METAL, SINTERED METAL CARBIDES OF CERMETS, WITHOUT REMOVING MATERIAL	-	251,005	-
GRP 735 PARTS, N.E.S AND ACCESSORIES FOR USE WITH MACHINES FALLING WITHIN GRP 731 AND 733	-	32,746	-
GRP 741 HEATING AND COOLING EQUIPMENT AND PARTS THEREOF, N.E.S.	-	46,248	-
GRP 742 PUMPS FOR LIQUIDS, LIQUID ELEVATORS AND PARTS	-	155,938	-
GRP 743 PUMPS (OTHER THAN PUMPS FOR LIQUIDS) AND COMPRESSORS AND FANS; CENTRIFUGES; FILTERING OR PURIFYING APPARATUS	8,000	144,678	8,000
GRP 744 MECHANICAL HANDLING EQUIPMENT, AND PARTS THEREOF, N.E.S.	-	2,361,897	-
GRP 745 OTHER NON-ELECTRICAL MACHINERY, TOOLS AND MECHANICAL APPARATUS, AND PARTS THEREOF, N.E.S.	-	26,854	-
GRP 746 BALL OR ROLLER BEARINGS	-	61,073	-
GRP 747 TAPS, COCKS, VALVES AND SIMILAR APPLIANCE	-	334,135	-
GRP 748 TRANSMISSION SHAFTS AND CRANKS; BEARING HOUSINGS AND PARTS THEREOF	-	285,076	-
GRP 749 NON-ELECTRIC PARTS AND ACCESSORIES OF MACHINERY, N.E.S.	-	110,167	-
GRP 752 AUTOMATIC DATA PROCESSING MACHINES AND UNITS THEREOF	14,476	5,273	14,476
GRP 764 TELECOMMUNICATIONS EQUIPMENTS, N.E.S.; THEIR PARTS, AND ACCESSORIES USED IN DIVISION 76	-	21,731	-
GRP 771 ELECTRIC POWER MACHINERY (OTHER THAN ROTATING ELECTRIC PLANT), AND PARTS THEREOF	-	4,309	-
GRP 772 ELECTRICAL APPARATUS, RESISTOR, SWITTHBOARD AND CONTROL PANELS N.E.S., AND PARTS N.E.S.	102,443	747,379	102,443
GRP 773 EQUIPMENT FOR DISTRIBUTING ELECTRICITY, N.E.S.	-	13,059	-
GRP 774 ELECTRO-DIAGNOSTIC APPARATUS FOR MEDICAL, SURGICAL, DENTAL OR VETERINARY SCIENCES AND RADIOLOGICAL APPARATUS	8,176	-	8,176
GRP 778 ELECTRICAL MACHINERY AND APPARATUS, N.E.S.	-	65,783	-
GRP 784 PARTS AND ACCESSORIES, OF THE MOTOR VEHICLES FALLING WITHIN GROUP 722, 781, 782 OR 783	-	89,640	-
GRP 792 AIRCRAFT AND ASSOCIATED EQUIPMENT, SPACECRAFTS AND SPACECRAFT LAUNCH VEHICLES AND PARTS	91,815	2,221,614	91,815
GRP 793 SHIPS, BOATS (INCLUDING HOVERCRAFT) AND FLOATING STRUCTURES	-	231,084	-
GRP 831 TRAVEL GOODS, HANDBAGS AND SIMILAR CONTAINERS	-	7,968	-
GRP 873 METERS AND COUNTERS, N.E.S.	-	10,004	-
GRP 874 MEASURING, CHECKING, ANALYSING AND CONTROLLING INSTRUMENTS AND APPARATUS N.E.S.	457,870	2,505,838	457,870
GRP 881 PHOTOGRAPHIC APPARATUS AND EQUIPMENT, N.E.S.	-	46,054	-
GRP 897 JEWELLERY, GOLDSMITHS' AND SILVERSMITHS' WARES AND OTHER ARTICLES OF PRECIOUS OR SEMI-PRECIOUS MATERIALS, N.E.S.	-	5,508	-
GRP 898 MUSICAL INSTRUMENTS AND PARTS AND ACCESSORIES THEREOF	2,326	-	2,326
GRP 931 SPECIAL TRANSACTIONS AND COMMODITIES	33,132	468,745	32,298
DIV 03 FISH, CRUSTACEANS AND MOLLUSCS, AND PREPARATIONS THEREOF	17,346	362,024	-
DIV 04 CEREALS AND CEREAL PREPARATIONS	-	16,594,146	-
DIV 05 VEGETABLES AND FRUITS	-	1,073,478	-

TABLE 8 (MODIFIED)

SABAH (FINAL)

FOREIGN TRADE : COUNTRY WITH GROUP / DIVISION & SECTION TOTALS

GROUP / DIV / SECT	EXPORT & RE EXPORTS RM FOB JAN - DEC 2021	IMPORTS RM CIF JAN - DEC 2021	RE EXPORTS RM FOB JAN - DEC 2021	
DIV 07	COFFEE, TEA, COCOA, SPICES, AND MANUFACTURES THEREOF	-	2,406	-
DIV 09	MISCELLANEOUS EDIBLE PRODUCTS AND PREPARATIONS	-	9,800	-
DIV 11	BEVERAGES	-	26,723	-
DIV 22	OIL SEEDS AND OLEAGINOUS FRUITS	-	12,099,470	-
DIV 24	CORK AND WOOD	3,267,973	447,683	-
DIV 33	PETROLEUM, PETROLEUM PRODUCTS AND RELATED MATERIALS	-	4,047	-
DIV 53	DYEING, TANNING AND COLOURING MATERIALS	-	11,084	-
DIV 55	ESSENTIAL OILS AND RESINOIDS AND PERFUME MATERIALS; TOILET, POLISHING AND CLEANSING PREPARATIONS	-	55,614	-
DIV 56	FERTILIZERS, MANUFACTURED	-	252,369,231	-
DIV 57	PLASTICS IN PRIMARY FORMS	-	8,805	-
DIV 58	PLASTICS IN NON-PRIMARY FORMS	-	13,338	-
DIV 59	CHEMICAL MATERIALS AND PRODUCTS, N.E.S.	-	214,330	-
DIV 62	RUBBER MANUFACTURES, N.E.S.	9,689	245,813	9,689
DIV 63	CORK AND WOOD MANUFACTURES (EXCLUDING FURNITURE)	8,173,592	-	-
DIV 65	TEXTILE YARN, FABRICS, MADE-UP ARTICLES, N.E.S. AND RELATED PRODUCTS	-	2,247	-
DIV 66	NON-METALLIC MINERAL MANUFACTURES N.E.S.	-	4,643	-
DIV 67	IRON AND STEEL	-	172,568	-
DIV 69	MANUFACTURES OF METAL, N.E.S.	135,198	1,531,834	135,198
DIV 71	POWER GENERATING MACHINERY AND EQUIPMENT	-	4,134,821	-
DIV 72	MACHINERY SPECIALIZED FOR PARTICULAR INDUSTRIES	280,380	9,589,581	280,380
DIV 73	METALWORKING MACHINERY	-	283,751	-
DIV 74	GENERAL INDUSTRIAL MACHINERY AND EQUIPMENT, N.E.S. AND MACHINE PARTS, N.E.S.	8,000	3,526,066	8,000
DIV 75	OFFICE MACHINES AND AUTOMATIC DATA PROCESSING EQUIPMENT	14,476	5,273	14,476
DIV 76	TELECOMMUNICATIONS AND SOUND RECORDING AND REPRODUCING APPARATUS AND EQUIPMENT	-	21,731	-
DIV 77	ELECTRICAL MACHINERY, APPARATUS AND APPLIANCES, N.E.S. AND ELECTRICAL PARTS THEREOF	110,619	830,530	110,619
DIV 78	ROAD VEHICLES (INCLUDING AIR - CUSHION VEHICLES)	-	89,640	-
DIV 79	OTHERS TRANSPORT EQUIPMENT	91,815	2,452,698	91,815
DIV 83	TRAVEL GOODS, HANDBAGS AND SIMILAR CONTAINERS	-	7,968	-
DIV 87	PROFESSIONAL, SCIENTIFIC AND CONTROLLING INSTRUMENTS AND APPARATUS, N.E.S.	457,870	2,515,842	457,870
DIV 88	PHOTOGRAPHIC APPARATUS, EQUIPMENT AND SUPPLIED AND OPTICAL GOODS, N.E.S., WATCHES AND CLOCKS	-	46,054	-
DIV 89	MISCELLANEOUS MANUFACTURED ARTICLES, N.E.S.	2,326	5,508	2,326
DIV 93	SPECIAL TRANSACTIONS AND COMMODITIES	33,132	468,745	32,298
SECT 0	FOOD AND LIVE ANIMALS	17,346	18,041,854	-
SECT 1	BEVERAGES AND TOBACCO	-	26,723	-

TABLE 8 (MODIFIED)

SABAH (FINAL)

FOREIGN TRADE : COUNTRY WITH GROUP / DIVISION & SECTION TOTALS

GROUP / DIV / SECT	EXPORT & RE EXPORTS RM FOB JAN - DEC 2021	IMPORTS RM CIF JAN - DEC 2021	RE EXPORTS RM FOB JAN - DEC 2021
SECT 2 CRUDE MATERIALS, INEDIABLE	3,267,973	12,547,153	-
SECT 3 MINERAL FUELS, LUBRICANTS, ETC.	-	4,047	-
SECT 5 CHEMICALS	-	252,672,402	-
SECT 6 MANUFACTURED GOODS	8,318,479	1,957,105	144,887
SECT 7 MACHINERY & TRANSPORT EQUIPMENT	505,290	20,934,091	505,290
SECT 8 MISCELLANEOUS MANUFACTURED ARTICLES	460,196	2,575,372	460,196
SECT 9 MISCELLANEOUS TRANSACTIONS AND COMMODITIES	33,132	468,745	32,298
TOTAL - CANADA	12,602,416	309,227,492	1,142,671
... CHILE			
GRP 034 FISH, FRESH(LIVE OR DEAD), CHILLED OR FROZEN	-	1,132,702	-
GRP 036 CRUSTACEANS AND MOLLUSCS, FRESH, CHILLED, FROZEN, SALTED OR IN BRINE OR DRIED	-	27,683	-
GRP 037 FISH, CRUSTACEANS AND MOLLUSCS PREPARED OR PRESERVED, N.E.S.	-	8,325	-
GRP 057 FRUITS AND NUTS (NOT INCLUDING OIL NUTS), FRESH OR DRIED	-	2,307,818	-
GRP 112 ALCOHOLIC BEVERAGES	-	1,701,971	-
GRP 278 OTHER CRUDE MINERALS	-	1,233,266	-
GRP 292 CRUDE VEGETABLE MATERIALS, N.E.S.	-	8,721	-
GRP 522 INORGANIC CHEMICAL ELEMENTS, OXIDES AND HALOGEN SALTS	-	29,625	-
GRP 523 METALLIC SALTS AND PEROXYSALTS, OF INORGANIC ACIDS	-	34,880	-
GRP 562 FERTILIZERS, MANUFACTURED	114,635,785	-	-
GRP 598 MISCELLANEOUS CHEMICAL PRODUCTS, N.E.S.	-	10,367	-
GRP 723 CIVIL ENGINEERING AND CONTRACTORS' PLANT AND EQUIPMENT	28,886	-	28,886
GRP 881 PHOTOGRAPHIC APPARATUS AND EQUIPMENT, N.E.S.	-	3,779	-
GRP 931 SPECIAL TRANSACTIONS AND COMMODITIES	1,019	15,644	1,019
DIV 03 FISH, CRUSTACEANS AND MOLLUSCS, AND PREPARATIONS THEREOF	-	1,168,710	-
DIV 05 VEGETABLES AND FRUITS	-	2,307,818	-
DIV 11 BEVERAGES	-	1,701,971	-
DIV 27 CRUDE FERTILIZERS AND CRUDE MINERALS (EXCLUDING COAL, PETROLEUM AND PRECIOUS STONES)	-	1,233,266	-
DIV 29 CRUDE ANIMAL AND VEGETABLE MATERIALS, N.E.S.	-	8,721	-
DIV 52 INORGANIC CHEMICALS	-	64,505	-
DIV 56 FERTILIZERS, MANUFACTURED	114,635,785	-	-
DIV 59 CHEMICAL MATERIALS AND PRODUCTS, N.E.S.	-	10,367	-
DIV 72 MACHINERY SPECIALIZED FOR PARTICULAR INDUSTRIES	28,886	-	28,886
DIV 88 PHOTOGRAPHIC APPARATUS, EQUIPMENT AND SUPPLIED AND OPTICAL GOODS, N.E.S., WATCHES AND CLOCKS	-	3,779	-

TABLE 8 (MODIFIED)

SABAH (FINAL)

FOREIGN TRADE : COUNTRY WITH GROUP / DIVISION & SECTION TOTALS

GROUP / DIV / SECT	EXPORT & RE EXPORTS RM FOB JAN - DEC 2021	IMPORTS RM CIF JAN - DEC 2021	RE EXPORTS RM FOB JAN - DEC 2021
DIV 93 SPECIAL TRANSACTIONS AND COMMODITIES	1,019	15,644	1,019
SECT 0 FOOD AND LIVE ANIMALS	-	3,476,528	-
SECT 1 BEVERAGES AND TOBACCO	-	1,701,971	-
SECT 2 CRUDE MATERIALS, INEDIABLE	-	1,241,987	-
SECT 5 CHEMICALS	114,635,785	74,872	-
SECT 7 MACHINERY & TRANSPORT EQUIPMENT	28,886	-	28,886
SECT 8 MISCELLANEOUS MANUFACTURED ARTICLES	-	3,779	-
SECT 9 MISCELLANEOUS TRANSACTIONS AND COMMODITIES	1,019	15,644	1,019
TOTAL - CHILE	114,665,690	6,514,781	29,905
... CHINA, PEOPLE'S REPUBLIC OF			
GRP 001 LIVE ANIMALS	9,000	9,729	9,000
GRP 011 MEAT OF BOVINE ANIMALS, FRESH, CHILLED OR FROZEN	-	51,099	-
GRP 012 OTHER MEAT AND EDIBLE OFFAL, FRESH, CHILLED OR FROZEN	-	1,768,301	-
GRP 017 MEAT AND EDIBLE MEAT OFFAL, PREPARED OR PRESERVED, N.E.S.	-	342,832	-
GRP 022 MILK AND CREAM AND MILK PRODUCTS OTHER THAN BUTTER OR CHEESE	167,865	117,715	-
GRP 034 FISH, FRESH(LIVE OR DEAD), CHILLED OR FROZEN	11,874,258	8,529,344	-
GRP 035 FISH, DRIED, SALTED OR IN BRINE;SMOKED FISH	-	71,880	-
GRP 036 CRUSTACEANS AND MOLLUSCS, FRESH, CHILLED, FROZEN, SALTED OR IN BRINE OR DRIED	85,855,744	5,778,247	-
GRP 037 FISH, CRUSTACEANS AND MOLLUSCS PREPARED OR PRESERVED, N.E.S.	91,311	26,844,712	91,311
GRP 043 BARLEY, UNMILLED	-	43,387	-
GRP 044 MAIZE (NOT INCLUDING SWEET CORN), UNMILLED	-	1,162	-
GRP 047 OTHER CEREAL MEALS AND FLOURS	-	7,649,142	-
GRP 048 CEREAL PREPARATIONS AND PREPARATION OF FLOUR OR STARCH OF FRUITS OR VEGETABLES	421,612	12,107,350	15,809
GRP 054 VEGETABLES, FRESH, CHILLED, FROZEN OR SIMPLY PRESERVED	-	88,421,208	-
GRP 056 VEGETABLES, ROOT AND TUBERS, PREPARED OR PRESERVED, N.E.S.	52,299	9,801,385	-
GRP 057 FRUITS AND NUTS (NOT INCLUDING OIL NUTS), FRESH OR DRIED	-	59,175,482	-
GRP 058 FRUITS, PRESERVED, AND FRUIT PREPARATIONS (EXCLUDING FRUIT JUICES)	-	11,439,515	-
GRP 059 FRUIT JUICES (INCLUDING GRAPE MUST) & VEGETABLE JUICES, UNFERMENTED & NOT CONTAINING ADDED SPIRIT,WHETHER / NOT CONTAINING ADDED SUGAR OR OTHER SWEETENING MATTER	-	7,376	-
GRP 061 SUGARS, MOLASSES AND HONEY	-	1,265,117	-
GRP 062 SUGAR CONFECTIONERY	-	4,534,229	-
GRP 071 COFFEE AND COFFEE SUBSTITUTES	-	15,940	-
GRP 072 COCOA	789,391	-	-
GRP 073 CHOCOLATE AND OTHER FOOD PREPARATIONS CONTAINING COCOA, N.E.S	-	94,942	-

TABLE 8 (MODIFIED)

SABAH (FINAL)

FOREIGN TRADE : COUNTRY WITH GROUP / DIVISION & SECTION TOTALS

GROUP / DIV / SECT	EXPORT & RE EXPORTS		IMPORTS	RE EXPORTS
	RM FOB	RM CIF	RM CIF	RM FOB
	JAN - DEC 2021	JAN - DEC 2021	JAN - DEC 2021	JAN - DEC 2021
GRP 074 TEA AND MATE	89,731	363,564	89,731	
GRP 075 SPICES	-	14,109,785	-	
GRP 081 FEEDING STUFF FOR ANIMALS (NOT INCLUDING UNMILLED CEREALS)	155,761,499	6,428,861	-	
GRP 098 EDIBLE PRODUCTS AND PREPARATIONS, N.E.S.	484,826	17,776,857	2,500	
GRP 111 NON-ALCOHOLIC BEVERAGES, N.E.S.	-	105,807	-	
GRP 112 ALCOHOLIC BEVERAGES	-	273,747	-	
GRP 222 OIL SEEDS AND OLEAGINOUS FRUITS, FOR EXTRACTION OF 'SOFT' FIXED VEGETABLE OILS	-	3,819,009	-	
GRP 223 OIL SEEDS AND OLEAGINOUS FRUITS, FOR EXTRACTION OF OTHER FIXED VEGETABLE OILS	-	214,435	-	
GRP 231 NATURAL RUBBER, NATURAL GUMS, IN PRIMARY FORMS	229,896,756	-	-	
GRP 232 SYNTHETIC RUBBER; RECLAIMED RUBBER, WASTE, PARINGS AND SCRAP OF UNHARDENED RUBBER	-	36,442	-	
GRP 246 WOOD IN CHIPS OR PARTICLES AND WOOD WASTE	-	555,938	-	
GRP 248 WOOD, SIMPLY WORKED, AND RAILWAY SLEEPERS OF WOOD	41,489,065	4,801	-	
GRP 251 PULP AND WASTE PAPER	-	121,838	-	
GRP 263 COTTON	-	118,490	-	
GRP 266 SYNTHETIC FIBRES SUITABLE FOR SPINNING	-	70,023	-	
GRP 269 WORN CLOTHING AND OTHER WORN TEXTILE ARTICLES ;RAGS	-	3,359,732	-	
GRP 273 STONE, SAND AND GRAVEL	242,065	367,197	-	
GRP 278 OTHER CRUDE MINERALS	-	21,132,704	-	
GRP 291 CRUDE ANIMAL MATERIALS, N.E.S.	387,392	59,192	-	
GRP 292 CRUDE VEGETABLE MATERIALS, N.E.S.	3,330,276	15,663,904	-	
GRP 322 BRIGUETTES, LIGNITE AND PEAT	-	586,995	-	
GRP 334 PETROLEUM PRODUCTS, REFINED	-	291,614	-	
GRP 335 RESIDUAL PETROLEUM PRODUCTS, N.E.S. AND RELATED MATERIALS	-	3,964,426	-	
GRP 343 NATURAL GAS, WHETHER OR NOT LIQUEFIED	1,345,858,253	-	-	
GRP 421 FIXED VEGETABLE OILS, 'SOFT', CRUDE, REFINED OR PURIFIED	-	401,699	-	
GRP 422 OTHER FIXED VEGETABLE OILS, FLUID OR SOLID, CRUDE, REFINED OR PURIFIED	3,556,828,903	-	-	
GRP 431 ANIMAL OR VEGETABLE OILS AND FATS, PROCESSED, AND WAXES OF ANIMAL OR VEGETABLE ORIGIN	1,320,355,901	17,838	-	
GRP 511 HYDROCARBONS, N.E.S. AND THEIR HALOGENATED, SULPHONATED, NITRATED OR NITROSATED DERIVATIVES	-	60,607	-	
GRP 512 ALCOHOLS, PHENOLS, PHENOL-ALCOHOLS, AND THEIR DERIVATIVES	624,254,744	830,386	1,784,181	
GRP 513 CARBOXYLIC ACIDS, ANHYDRIDES, HALIDES, PEROXIDES AND PEROXYACIDS AND DERIVATIVES	-	2,609,869	-	
GRP 514 NITROGEN-FUNCTION COMPOUNDS	-	11,261,612	-	
GRP 515 ORGANO-INORGANIC AND HETEROCYCLIC COMPOUNDS	-	13,954,247	-	
GRP 516 OTHER ORGANIC CHEMICALS	-	2,323,389	-	
GRP 522 INORGANIC CHEMICAL ELEMENTS, OXIDES AND HALOGEN SALTS	32,383,466	1,226,272	-	

TABLE 8 (MODIFIED)

SABAH (FINAL)

FOREIGN TRADE : COUNTRY WITH GROUP / DIVISION & SECTION TOTALS

GROUP / DIV / SECT	EXPORT & RE EXPORTS RM FOB JAN - DEC 2021	IMPORTS RM CIF JAN - DEC 2021	RE EXPORTS RM FOB JAN - DEC 2021
GRP 523 METALLIC SALTS AND PEROXYSALTS, OF INORGANIC ACIDS	-	134,252,442	-
GRP 524 OTHER INORGANIC CHEMICALS; ORGANIC AND INORGANIC COMPOUNDS OF PRECIOUS METALS	-	997,241	-
GRP 531 SYNTHETIC ORGANIC COLOURING MATTER AND COLOUR LAKES AND PREPARATIONS BASED THEREON	-	299,421	-
GRP 533 PIGMENTS, PAINTS, VARNISHES AND RELATED MATERIALS	-	5,713,376	-
GRP 541 MEDICINAL AND PHARMACEUTICAL PRODUCTS, OTHER THAN MEDICAMENTS OF GROUP 542	-	113,353,199	-
GRP 542 MEDICAMENTS (INCLUDING VETERINARY MEDICAMENTS)	-	18,548	-
GRP 551 ESSENTIAL OILS, PERFUME AND FLAVOUR MATERIALS	-	3,413	-
GRP 553 PERFUMERY, COSMETICS AND TOILET PREPARATIONS	3,080	21,236,296	3,080
GRP 554 SOAP, CLEANSING AND POLISHING PREPARATIONS	40	6,195,171	40
GRP 562 FERTILIZERS, MANUFACTURED	-	320,427,519	-
GRP 571 POLYMER OF ETHYLENE, IN PRIMARY FORMS	5,804	-	5,804
GRP 572 POLYMER OF STYRENE, IN PRIMARY FORMS	-	255,036	-
GRP 573 POLYMERS OF VINYL CHLORIDE, IN PRIMARY FORMS	-	4,982,457	-
GRP 574 POLYACETALS, OTHER POLYETHERS AND EPOXIDE RESINS, IN PRIMARY FORMS	-	23,114,030	-
GRP 575 OTHER PLASTICS, IN PRIMARY FORMS	32,124	8,077,632	32,124
GRP 581 TUBES, PIPES AND HOSES OF PLASTICS	204,534	3,254,067	204,534
GRP 582 PLATES, SHEETS, FILM, COIL AND STRIP OF PLASTICS	-	7,161,512	-
GRP 583 MONOFILAMENT, RODS, STICKS AND PROFILE SHAPES, OF PLASTICS	-	449,956	-
GRP 591 DISINFECTANTS, INSECTICIDES, FUNGICIDES, WEED KILLERS, ANTI-SPROUTING PRODUCTS, ETC.	-	22,194,398	-
GRP 592 STARCHES, INULIN AND WHEAT GLUTEN; ALBUMINOIDAL SUBSTANCES; GLUES	-	3,947,298	-
GRP 593 EXPLOSIVES AND PYROTECHNIC PRODUCTS	-	888,662	-
GRP 597 PREPARED ADDITIVES FOR MINERAL OILS; LUBRICATING PREPARATIONS	-	195,688	-
GRP 598 MISCELLANEOUS CHEMICAL PRODUCTS, N.E.S.	3,561,138	28,617,359	9,710
GRP 612 MANUFACTURES OF LEATHER OR OF COMPOSITION LEATHER, N.E.S. SADDLERY, HARNESS	-	52,667	-
GRP 621 MATERIALS OF RUBBER	-	1,787,774	-
GRP 625 RUBBER TYRES, INTERCHANGEABLE TRYE TREADS, INNER TUBES AND TYRE FLABS	-	125,552,266	-
GRP 629 ARTICLES OF RUBBER, N.E.S	9,423	4,441,190	9,423
GRP 634 VENEERS, PLYWOOD, PARTICLE BOARD, AND OTHER WOOD, WORKED, N.E.S.	20,720,828	5,286,720	-
GRP 635 WOOD MANUFACTURES, N.E.S.	-	6,801,136	-
GRP 641 PAPER AND PAPERBOARD	-	21,197,870	-
GRP 642 PAPER AND PAPERBOARD, CUT TO SIZE OR SHAPE, AND ARTICLES OF PAPER OR PAPERBOARD	-	27,972,367	-
GRP 651 TEXTILE YARN	-	1,217,795	-
GRP 652 COTTON FABRIC, WOVEN (EXCL. NARROW OR SPECIAL FABRICS)	-	999,207	-
GRP 653 FABRICS, WOVEN, OF MAN-MADE TEXTILE MATERIALS (NOT INCLUDING NARROW OR SPECIAL FABRICS)	-	4,367,435	-

TABLE 8 (MODIFIED)

SABAH (FINAL)

FOREIGN TRADE : COUNTRY WITH GROUP / DIVISION & SECTION TOTALS

GROUP / DIV / SECT	EXPORT & RE EXPORTS		IMPORTS	RE EXPORTS
	RM FOB	RM FOB	RM CIF	RM FOB
	JAN - DEC 2021		JAN - DEC 2021	JAN - DEC 2021
GRP 654	TEXTILE FABRICS, WOVEN	-	278,791	-
GRP 655	KNITTED OR CROCHETED FABRICS (INCLUDING TUBULAR KNIT, PILE AND OPEN-WORK FABRICS)	-	406,187	-
GRP 656	TULLES, LACE, EMBROIDERY, RIBBONS, TRIMMINGS AND OTHER SMALL WARES	-	618,393	-
GRP 657	SPECIAL YARNS, TEXTILE FABRICS AND RELATED PRODUCTS	-	12,576,841	-
GRP 658	MADE-UP ARTICLES, WHOLLY OR CHIEFLY OF TEXTILE MATERIALS, N.E.S.	-	19,499,564	-
GRP 659	FLOOR COVERINGS, ETC.	-	13,306,006	-
GRP 661	LIME, CEMENT, AND FABRICATED CONSTRUCTION MATERIALS (EXCEPT GLASS AND CLAY MATERIALS)	-	3,550,172	-
GRP 662	CLAY CONSTRUCTION MATERIALS AND REFRACTORY CONSTRUCTION MATERIALS	-	33,512,484	-
GRP 663	MINERAL MANUFACTURES, N.E.S.	-	6,464,122	-
GRP 664	GLASS	-	4,141,470	-
GRP 665	GLASSWARE	-	4,668,950	-
GRP 666	POTTERY	-	1,032,292	-
GRP 667	PEARLS, PRECIOUS AND SEMI-PRECIOUS STONES, UNWORKED OR WORKED	140,795	3,022	140,795
GRP 671	PIG IRON, SPIEGELEISEN, SPONGE IRON, IRON OR STEEL GRANULES AND POWDERS AND FERRO- ALLOYS	129,755,948	1,801,622	-
GRP 673	FLAT-ROLLED PRODUCTS, OF IRON OR NON-ALLOY STEEL, NOT CLAD, PLATED OR COATED	-	21,543,200	-
GRP 674	FLAT-ROLLED PRODUCTS, OF IRON OR NON-ALLOY STEEL, CLAD, PLATED OR COATED	-	108,893,127	-
GRP 675	FLAT-ROLLED PRODUCTS OF ALLOY STEEL	-	121,406,021	-
GRP 676	IRON AND STEEL BARS, RODS, ANGLES, SHAPES AND SECTIONS (INCLUDING SHEET PILING)	-	7,038,914	-
GRP 677	RAILS AND RAILWAY TRACK CONSTRUCTION MATERIAL, OF IRON OR STEEL	-	212,519	-
GRP 678	WIRE OF IRON OR STEEL	-	4,835,381	-
GRP 679	TUBES, PIPES AND HOLLOW PROFILES, AND TUBES OR PIPE FITTINGS, OF IRON OR STEEL	-	35,015,220	-
GRP 682	COPPER (INCLUDING ALLOYS)	-	266,985	-
GRP 683	NICKEL (INCLUDING ALLOYS)	-	310,775	-
GRP 684	ALUMINIUM (INCLUDING ALLOYS)	-	14,571,545	-
GRP 686	ZINC (INCLUDING ALLOYS)	-	2,779,463	-
GRP 691	STRUCTURES AND PARTS OF STRUCTURES, N.E.S., OF IRON, STEEL OR ALUMINIUM	-	11,816,544	-
GRP 692	METAL CONTAINERS FOR STORAGE OR TRANSPORT	-	456,033	-
GRP 693	WIRE PRODUCTS (EXCLUDING INSULATED ELECTRICAL WIRING) AND FENCING GRILLS	3,161	5,893,064	3,161
GRP 694	NAILS, SCREWS, NUTS, BOLTS, RIVETS AND THE LIKE, OF IRON, STEEL, COPPER OR ALUMINIUM	4,953	8,252,297	4,953
GRP 695	TOOLS FOR USE IN THE HAND OR IN MACHINES	431,493	20,046,880	431,493
GRP 696	CUTLERY	-	1,473,915	-
GRP 697	HOUSEHOLD EQUIPMENT OF BASE METAL, N.E.S.	-	19,291,616	-
GRP 699	MANUFACTURES OF BASE METAL, N.E.S.	56,255	19,823,161	56,255
GRP 711	STEAM OR OTHER VAPOUR GENERATING BOILERS, SUPERHEATED WATER BOILERS, AND AUXILIARY PLANT FOR USE THEREWITH; AND PARTS THEREOF	-	2,264,921	-

TABLE 8 (MODIFIED)

SABAH (FINAL)

FOREIGN TRADE : COUNTRY WITH GROUP / DIVISION & SECTION TOTALS

GROUP / DIV / SECT	EXPORT & RE EXPORTS	IMPORTS	RE EXPORTS
	RM FOB JAN - DEC 2021	RM CIF JAN - DEC 2021	RM FOB JAN - DEC 2021
GRP 712 STEAM TURBINES AND OTHER VAPOUR TURBINES, AND PARTS THEREOF, N.E.S.	-	1,517,289	-
GRP 713 INTERNAL COMBUSTION PISTON ENGINES, AND PARTS THEREOF, N.E.S.	-	6,691,158	-
GRP 714 ENGINES AND MOTORS, NON-ELECTRIC, AND PARTS, N.E.S.	-	250,794	-
GRP 716 ROTATING ELECTRIC PLANT AND PARTS THEREOF, N.E.S.	-	11,067,412	-
GRP 718 OTHER POWER GENERATING MACHINERY AND PARTS THEREOF, N.E.S.	-	927,253	-
GRP 721 AGRICULTURAL MACHINERY (EXCLUDING TRACTORS) AND PARTS THEREOF	-	7,164,087	-
GRP 722 TRACTORS, WHETHER OR NOT FITTED WITH POWER TAKE OFFS, WINCHES OR PULLEYS	-	10,164,165	-
GRP 723 CIVIL ENGINEERING AND CONTRACTORS' PLANT AND EQUIPMENT	573,462	102,318,387	573,462
GRP 724 TEXTILE AND LEATHER MACHINERY, AND PARTS THEREOF, N.E.S.	-	7,614,354	-
GRP 725 PAPER MILL AND PULP MILL MACHINERY, PAPER CUTTING MACHINES AND OTHER MACHINERY FOR THE MANUFACTURE OF PAPER ARTICLES; PARTS THEREOF	-	2,696,395	-
GRP 726 PRINTING AND BOOKBINDING MACHINERY, AND PARTS THEREOF	2,222	1,339,128	2,222
GRP 727 FOOD-PROCESSING MACHINES (EXCLUDING DOMESTIC)	-	5,700,965	-
GRP 728 OTHER MACHINERY AND EQUIPMENT SPECIALIZED FOR PARTICULAR INDUSTRIES, AND PARTS THEREOF, N.E.S.	258,747	57,958,979	258,747
GRP 731 MACHINE-TOOLS WORKING BY REMOVING METAL OR OTHER MATERIAL	-	4,490,098	-
GRP 733 MACHINE-TOOLS FOR WORKING METAL, SINTERED METAL CARBIDES OF CERMETS, WITHOUT REMOVING MATERIAL	-	3,826,386	-
GRP 735 PARTS, N.E.S AND ACCESSORIES FOR USE WITH MACHINES FALLING WITHIN GRP 731 AND 733	-	287,932	-
GRP 737 METALWORKING MACHINERY (OTHER THAN MACHINE-TOOLS), AND PARTS THEROF, N.E.S.	-	12,266,021	-
GRP 741 HEATING AND COOLING EQUIPMENT AND PARTS THEREOF, N.E.S.	-	66,044,213	-
GRP 742 PUMPS FOR LIQUIDS, LIQUID ELEVATORS AND PARTS	103,698	13,808,214	103,698
GRP 743 PUMPS (OTHER THAN PUMPS FOR LIQUIDS) AND COMPRESSORS AND FANS; CENTRIFUGES; FILTERING OR PURIFYING APPARATUS	167,050	40,011,212	167,050
GRP 744 MECHANICAL HANDLING EQUIPMENT, AND PARTS THEREOF, N.E.S.	56,710	34,822,213	56,710
GRP 745 OTHER NON-ELECTRICAL MACHINERY, TOOLS AND MECHANICAL APPARATUS, AND PARTS THEREOF, N.E.S.	-	44,104,008	-
GRP 746 BALL OR ROLLER BEARINGS	31,394	6,457,047	31,394
GRP 747 TAPS, COCKS, VALVES AND SIMILAR APPLIANCE	1,066,063	15,622,996	1,066,063
GRP 748 TRANSMISSION SHAFTS AND CRANKS; BEARING HOUSINGS AND PARTS THEREOF	-	5,579,592	-
GRP 749 NON-ELECTRIC PARTS AND ACCESSORIES OF MACHINERY, N.E.S.	-	9,089,332	-
GRP 751 OFFICE MACHINES	-	3,242,497	-
GRP 752 AUTOMATIC DATA PROCESSING MACHINES AND UNITS THEREOF	2,207	48,882,909	2,207
GRP 759 PARTS AND ACCESSORIES FOR USE WITHIN GROUPS 751 AND 752	3,000	2,475,852	3,000
GRP 761 TELEVISION RECEIVERS WITH RADIO-BROADCAST RECEIVERS, SOUND RECORDERS OR REPRODUCERS	-	3,190,557	-
GRP 762 RADIO-BROADCAST RECEIVERS WITH SOUND RECORDERS OR REPRODUCERS	-	589,757	-
GRP 763 SOUND RECORDERS OR REPRODUCERS; TELEVISION IMAGE AND SOUND RECORDERS OR REPRODUCERS; PREPARED UNRECORDED MEDIA	-	1,092,546	-
GRP 764 TELECOMMUNICATIONS EQUIPMENTS, N.E.S.; THEIR PARTS, AND ACCESSORIES USED IN DIVISION 76	3,000	182,509,673	3,000

TABLE 8 (MODIFIED)

SABAH (FINAL)

FOREIGN TRADE : COUNTRY WITH GROUP / DIVISION & SECTION TOTALS

GROUP / DIV / SECT		EXPORT & RE EXPORTS	IMPORTS	RE EXPORTS
		RM FOB JAN - DEC 2021	RM CIF JAN - DEC 2021	RM FOB JAN - DEC 2021
GRP 771	ELECTRIC POWER MACHINERY (OTHER THAN ROTATING ELECTRIC PLANT), AND PARTS THEREOF	1,420,180	8,855,792	1,420,180
GRP 772	ELECTRICAL APPARATUS, RESISTOR, SWITCHBOARD AND CONTROL PANELS N.E.S., AND PARTS N.E.S.	44,829	4,386,190	44,829
GRP 773	EQUIPMENT FOR DISTRIBUTING ELECTRICITY, N.E.S.	-	6,705,368	-
GRP 774	ELECTRO-DIAGNOSTIC APPARATUS FOR MEDICAL, SURGICAL, DENTAL OR VETERINARY SCIENCES AND RADIOLOGICAL APPARATUS	-	16,053,624	-
GRP 775	HOUSEHOLD TYPE, ELECTRICAL AND NON- ELECTRICAL EQUIPMENT, N.E.S.	-	91,188,206	-
GRP 776	THERMIONIC VALVES AND TUBES; PHOTOCELLS; ETC., AND PARTS THEREOF, N.E.S.	-	5,022,065	-
GRP 778	ELECTRICAL MACHINERY AND APPARATUS, N.E.S.	42,665	38,283,967	42,665
GRP 781	MOTOR CARS AND OTHER MOTOR VEHICLES FOR THE TRANSPORT OF PERSONS	149,197	346,311	149,197
GRP 782	MOTOR VEHICLES FOR THE TRANSPORT OF GOODS AND SPECIAL PURPOSE MOTOR VEHICLES	-	19,439,715	-
GRP 783	ROAD MOTOR VEHICLES, N.E.S	-	10,338,514	-
GRP 784	PARTS AND ACCESSORIES, OF THE MOTOR VEHICLES FALLING WITHIN GROUP 722, 781, 782 OR 783	-	20,582,184	-
GRP 785	MOTORCYCLES, AND CYCLES, MOTORIZED AND NON-MOTORIZED; INVALID CARRIAGES	-	30,566,657	-
GRP 786	TRAILERS AND SEMI-TRAILERS; OTHER VEHICLES, NOT MECHANICALLY PROPELLED; SPECIALLY DESIGNED AND EQUIPPED TRANSPORT CONTAINERS	-	11,013,304	-
GRP 792	AIRCRAFT AND ASSOCIATED EQUIPMENT, SPACECRAFTS AND SPACECRAFT LAUNCH VEHICLES AND PARTS	-	16,938	-
GRP 793	SHIPS, BOATS (INCLUDING HOVERCRAFT) AND FLOATING STRUCTURES	-	2,044,366	-
GRP 811	PREFABRICATED BUILDINGS	-	3,939,851	-
GRP 812	SANITARY, PLUMBING AND HEATING FIXTURES AND FITTINGS, N.E.S.	-	1,294,478	-
GRP 813	LIGHTING FIXTURES AND FITTINGS, N.E.S.	-	6,782,212	-
GRP 821	FURNITURE AND PARTS THEREOF	116,681	84,372,545	116,681
GRP 831	TRAVEL GOODS, HANDBAGS AND SIMILAR CONTAINERS	-	16,557,596	-
GRP 841	MEN'S OR BOYS' COATS, CAPES, JACKETS, SUITS, BLAZERS, TROUSERS, UNDERWEAR, ETC., OF TEXTILE FABRICS, NOT KNITTED OR CROCHETED	-	30,310,624	-
GRP 842	WOMEN'S AND GIRLS' COATS, CAPES, JACKETS, SUITS, BLAZERS, TROUSERS, SHORTS AND SIMILAR ARTICLES OF TEXTILE FABRICS, NOT KNITTED OR CROCHETED	2,509	26,464,877	2,509
GRP 843	MEN'S OR BOYS' COATS, CAPES, JACKETS, SUITS, BLAZERS, TROUSERS, SHORTS AND SIMILAR ARTICLES OF TEXTILE FABRICS, KNITTED OR CROCHETED	-	3,236,878	-
GRP 844	WOMEN'S AND GIRLS' COATS, CAPES, JACKETS, SUITS, BLAZERS, TROUSERS, SHORTS AND SIMILAR ARTICLES OF TEXTILE FABRICS, KNITTED OR CROCHETED	-	1,917,120	-
GRP 845	ARTICLES OF APPAREL, OF TEXTILE FABRICS, WHETHER OR NOT KNITTED OR CROCHETED, N.E.S.	-	8,004,564	-
GRP 846	CLOTHING ACCESSORIES, OF TEXTILE FABRICS, WHETHER OR NOT KNITTED OR CROCHETED	-	1,881,578	-
GRP 848	ARTICLES OF APPAREL AND CLOTHING ACCESSORIES OF OTHER THAN TEXTILE FABRICS, HEADGEAR OF ALL MATERIALS	-	2,655,562	-
GRP 851	FOOTWEAR	4,400	36,318,843	4,400
GRP 871	OPTICAL INSTRUMENTS AND APPARATUS, N.E.S.	-	59,694	-
GRP 872	MEDICAL INSTRUMENTS AND APPLIANCES, N.E.S.	2,000	6,920,804	2,000
GRP 873	METERS AND COUNTERS, N.E.S.	-	71,494	-

TABLE 8 (MODIFIED)

SABAH (FINAL)

FOREIGN TRADE : COUNTRY WITH GROUP / DIVISION & SECTION TOTALS

GROUP / DIV / SECT	EXPORT & RE EXPORTS RM FOB JAN - DEC 2021	IMPORTS RM CIF JAN - DEC 2021	RE EXPORTS RM FOB JAN - DEC 2021
GRP 874 MEASURING, CHECKING, ANALYSING AND CONTROLLING INSTRUMENTS AND APPARATUS N.E.S.	2,134,725	9,383,896	2,134,725
GRP 881 PHOTOGRAPHIC APPARATUS AND EQUIPMENT, N.E.S.	42,692	133,752	42,692
GRP 882 PHOTOGRAPHIC AND CINEMATOGRAPHIC SUPPLIES	-	35,810	-
GRP 884 OPTICAL GOODS, N.E.S.	-	185,141	-
GRP 885 WATCHES AND CLOCKS	-	1,596,416	-
GRP 891 ARMS AND AMMUNITION	-	2,234	-
GRP 892 PRINTED MATTER	4,186	5,179,102	2,086
GRP 893 ARTICLES, N.E.S OF PLASTICS	-	30,495,552	-
GRP 894 BABY CARRIAGES, TOYS, GAMES AND SPORTING GOODS	-	89,465,272	-
GRP 895 OFFICE AND STATIONARY SUPPLIES, N.E.S.	-	928,723	-
GRP 896 WORKS OF ART, COLLECTORS' PIECES AND ANTIQUES	2,000	1,740,168	2,000
GRP 897 JEWELLERY, GOLDSMITHS' AND SILVERSMITHS' WARES AND OTHER ARTICLES OF PRECIOUS OR SEMI-PRECIOUS MATERIALS, N.E.S.	-	506,602	-
GRP 898 MUSICAL INSTRUMENTS AND PARTS AND ACCESSORIES THEREOF	2,000	1,032,858	2,000
GRP 899 MISCELLANEOUS MANUFACTURED ARTICLES, N.E.S.	-	9,450,968	-
GRP 931 SPECIAL TRANSACTIONS AND COMMODITIES	2,682,329	13,097,766	2,670,555
DIV 00 LIVE ANIMALS	9,000	9,729	9,000
DIV 01 MEAT AND MEAT PREPARATIONS	-	2,162,232	-
DIV 02 DAIRY PRODUCT AND BIRDS EGGS	167,865	117,715	-
DIV 03 FISH, CRUSTACEANS AND MOLLUSCS, AND PREPARATIONS THEREOF	97,821,313	41,224,183	91,311
DIV 04 CEREALS AND CEREAL PREPARATIONS	421,612	19,801,041	15,809
DIV 05 VEGETABLES AND FRUITS	52,299	168,844,966	-
DIV 06 SUGARS, SUGAR PREPARATIONS AND HONEY	-	5,799,346	-
DIV 07 COFFEE, TEA, COCOA, SPICES, AND MANUFACTURES THEREOF	879,122	14,584,231	89,731
DIV 08 FEEDING STUFF FOR ANIMALS (NOT INCLUDING UNMILLED CEREALS)	155,761,499	6,428,861	-
DIV 09 MISCELLANEOUS EDIBLE PRODUCTS AND PREPARATIONS	484,826	17,776,857	2,500
DIV 11 BEVERAGES	-	379,554	-
DIV 22 OIL SEEDS AND OLEAGINOUS FRUITS	-	4,033,444	-
DIV 23 CRUDE RUBBER (INCLUDING SYNTHETIC AND RECLAIMED)	229,896,756	36,442	-
DIV 24 CORK AND WOOD	41,489,065	560,739	-
DIV 25 PULP AND WASTE PAPER	-	121,838	-
DIV 26 TEXTILE FIBRES (OTHER THAN WOOL TOPS) AND THEIR WASTES (NOT MANUFACTURED INTO YARN OR FABRICS)	-	3,548,245	-
DIV 27 CRUDE FERTILIZERS AND CRUDE MINERALS (EXCLUDING COAL, PETROLEUM AND PRECIOUS STONES)	242,065	21,499,901	-
DIV 29 CRUDE ANIMAL AND VEGETABLE MATERIALS, N.E.S.	3,717,668	15,723,096	-

TABLE 8 (MODIFIED)

SABAH (FINAL)

FOREIGN TRADE : COUNTRY WITH GROUP / DIVISION & SECTION TOTALS

GROUP / DIV / SECT	EXPORT & RE EXPORTS		IMPORTS	RE EXPORTS
	RM FOB	RM FOB	RM CIF	RM FOB
	JAN - DEC 2021		JAN - DEC 2021	JAN - DEC 2021
DIV 32	COAL, COKE AND BRIQUETTES	-	586,995	-
DIV 33	PETROLEUM, PETROLEUM PRODUCTS AND RELATED MATERIALS	-	4,256,040	-
DIV 34	GAS, NATURAL AND MANUFACTURED	1,345,858,253	-	-
DIV 42	FIXED VEGETABLE OILS AND FATS, CRUDE, REFINED OR FRACTIONATED	3,556,828,903	401,699	-
DIV 43	ANIMAL OR VEGETABLE OILS AND FATS, PROCESSED, AND WAXES OF ANIMAL OR VEGETABLE ORIGIN	1,320,355,901	17,838	-
DIV 51	ORGANIC CHEMICALS	624,254,744	31,040,110	1,784,181
DIV 52	INORGANIC CHEMICALS	32,383,466	136,475,955	-
DIV 53	DYEING, TANNING AND COLOURING MATERIALS	-	6,012,797	-
DIV 54	MEDICINAL AND PHARMACEUTICAL PRODUCTS	-	113,371,747	-
DIV 55	ESSENTIAL OILS AND RESINOIDS AND PERFUME MATERIALS; TOILET, POLISHING AND CLEANSING PREPARATIONS	3,120	27,434,880	3,120
DIV 56	FERTILIZERS, MANUFACTURED	-	320,427,519	-
DIV 57	PLASTICS IN PRIMARY FORMS	37,928	36,429,155	37,928
DIV 58	PLASTICS IN NON-PRIMARY FORMS	204,534	10,865,535	204,534
DIV 59	CHEMICAL MATERIALS AND PRODUCTS, N.E.S.	3,561,138	55,843,405	9,710
DIV 61	LEATHER, LEATHER MANUFACTURES, N.E.S. AND DRESSED FURSKINS	-	52,667	-
DIV 62	RUBBER MANUFACTURES, N.E.S.	9,423	131,781,230	9,423
DIV 63	CORK AND WOOD MANUFACTURES (EXCLUDING FURNITURE)	20,720,828	12,087,856	-
DIV 64	PAPER, PAPERBOARD, AND ARTICLES OF PAPER PULP, OF PAPER OR PAPERBOARD	-	49,170,237	-
DIV 65	TEXTILE YARN, FABRICS, MADE-UP ARICLES, N.E.S. AND RELATED PRODUCTS	-	53,270,219	-
DIV 66	NON-METALLIC MINERAL MANUFACTURES N.E.S.	140,795	53,372,512	140,795
DIV 67	IRON AND STEEL	129,755,948	300,746,004	-
DIV 68	NON-FERROUS METALS	-	17,928,768	-
DIV 69	MANUFACTURES OF METAL, N.E.S.	495,862	87,053,510	495,862
DIV 71	POWER GENERATING MACHINERY AND EQUIPMENT	-	22,718,827	-
DIV 72	MACHINERY SPECIALIZED FOR PARTICULAR INDUSTRIES	834,431	194,956,460	834,431
DIV 73	METALWORKING MACHINERY	-	20,870,437	-
DIV 74	GENERAL INDUSTRIAL MACHINERY AND EQUIPMENT, N.E.S. AND MACHINE PARTS, N.E.S.	1,424,915	235,538,827	1,424,915
DIV 75	OFFICE MACHINES AND AUTOMATIC DATA PROCESSING EQUIPMENT	5,207	54,601,258	5,207
DIV 76	TELECOMMUNICATIONS AND SOUND RECORDING AND REPRODUCING APPARATUS AND EQUIPMENT	3,000	187,382,533	3,000
DIV 77	ELECTRICAL MACHINERY, APPARATUS AND APPLIANCES, N.E.S. AND ELECTRICAL PARTS THEREOF	1,507,674	170,495,212	1,507,674
DIV 78	ROAD VEHICLES (INCLUDING AIR - CUSHION VEHICLES)	149,197	92,286,685	149,197
DIV 79	OTHERS TRANSPORT EQUIPMENT	-	2,061,304	-
DIV 81	PREFABRICATED BUILDINGS, SANITARY, PLUMBING, HEATING AND LIGHTING FIXTURES AND FITTINGS, N.E.S.	-	12,016,541	-
DIV 82	FURNITURE AND PARTS THEREOF	116,681	84,372,545	116,681

TABLE 8 (MODIFIED)

SABAH (FINAL)

FOREIGN TRADE : COUNTRY WITH GROUP / DIVISION & SECTION TOTALS

GROUP / DIV / SECT	EXPORT & RE EXPORTS	IMPORTS	RE EXPORTS
	RM FOB JAN - DEC 2021	RM CIF JAN - DEC 2021	RM FOB JAN - DEC 2021
DIV 83 TRAVEL GOODS, HANDBAGS AND SIMILAR CONTAINERS	-	16,557,596	-
DIV 84 ARTICLES OF APPAREL AND CLOTHING ACCESSORIES	2,509	74,471,203	2,509
DIV 85 FOOTWEAR	4,400	36,318,843	4,400
DIV 87 PROFESSIONAL, SCIENTIFIC AND CONTROLLING INSTRUMENTS AND APPARATUS, N.E.S.	2,136,725	16,435,888	2,136,725
DIV 88 PHOTOGRAPHIC APPARATUS, EQUIPMENT AND SUPPLIED AND OPTICAL GOODS, N.E.S., WATCHES AND CLOCKS	42,692	1,951,119	42,692
DIV 89 MISCELLANEOUS MANUFACTURED ARTICLES, N.E.S.	8,186	138,801,479	6,086
DIV 93 SPECIAL TRANSACTIONS AND COMMODITIES	2,682,329	13,097,766	2,670,555
SECT 0 FOOD AND LIVE ANIMALS	255,597,536	276,749,161	208,351
SECT 1 BEVERAGES AND TOBACCO	-	379,554	-
SECT 2 CRUDE MATERIALS, INEDIABLE	275,345,554	45,523,705	-
SECT 3 MINERAL FUELS, LUBRICANTS, ETC.	1,345,858,253	4,843,035	-
SECT 4 ANIMAL AND VEGETABLE OILS AND FATS	4,877,184,804	419,537	-
SECT 5 CHEMICALS	660,444,930	737,901,103	2,039,473
SECT 6 MANUFACTURED GOODS	151,122,856	705,463,003	646,080
SECT 7 MACHINERY & TRANSPORT EQUIPMENT	3,924,424	980,911,543	3,924,424
SECT 8 MISCELLANEOUS MANUFACTURED ARTICLES	2,311,193	380,925,214	2,309,093
SECT 9 MISCELLANEOUS TRANSACTIONS AND COMMODITIES	2,682,329	13,097,766	2,670,555
TOTAL - CHINA, PEOPLE'S REPUBLIC OF	7,574,471,879	3,146,213,621	11,797,976
... CHRISTMAS ISLAND (IND.OCEAN)			
GRP 272 FERTILIZERS, CRUDE	-	9,162,830	-
GRP 562 FERTILIZERS, MANUFACTURED	-	3,447,808	-
DIV 27 CRUDE FERTILIZERS AND CRUDE MINERALS (EXCLUDING COAL, PETROLEUM AND PRECIOUS STONES)	-	9,162,830	-
DIV 56 FERTILIZERS, MANUFACTURED	-	3,447,808	-
SECT 2 CRUDE MATERIALS, INEDIABLE	-	9,162,830	-
SECT 5 CHEMICALS	-	3,447,808	-
TOTAL - CHRISTMAS ISLAND (IND.OCEAN)	-	12,610,638	-
... COLOMBIA			
GRP 057 FRUITS AND NUTS (NOT INCLUDING OIL FRESH OR DRIED)	-	442	-
GRP 334 PETROLEUM PRODUCTS, REFINED	77	-	77
GRP 562 FERTILIZERS, MANUFACTURED	39,348,002	-	-
GRP 695 TOOLS FOR USE IN THE HAND OR IN MACHINES	14,282	-	14,282
GRP 696 CUTLERY	-	18,384	-
GRP 723 CIVIL ENGINEERING AND CONTRACTORS' PLANT AND EQUIPMENT	27,121	6,368	27,121

TABLE 8 (MODIFIED)

SABAH (FINAL)

FOREIGN TRADE : COUNTRY WITH GROUP / DIVISION & SECTION TOTALS

GROUP / DIV / SECT	EXPORT & RE EXPORTS	IMPORTS	RE EXPORTS
	RM FOB JAN - DEC 2021	RM CIF JAN - DEC 2021	RM FOB JAN - DEC 2021
GRP 728 OTHER MACHINERY AND EQUIPMENT SPECIALIZED FOR PARTICULAR INDUSTRIES, AND PARTS THEREOF, N.E.S.	31,626	-	31,626
GRP 743 PUMPS (OTHER THAN PUMPS FOR LIQUIDS) AND COMPRESSORS AND FANS; CENTRIFUGES; FILTERING OR PURIFYING APPARATUS	2,054	-	2,054
GRP 746 BALL OR ROLLER BEARINGS	6,148	-	6,148
GRP 747 TAPS, COCKS, VALVES AND SIMILAR APPLIANCE	4,940	5,254	4,940
GRP 748 TRANSMISSION SHAFTS AND CRANKS; BEARING HOUSINGS AND PARTS THEREOF	9,237	-	9,237
GRP 749 NON-ELECTRIC PARTS AND ACCESSORIES OF MACHINERY, N.E.S.	32,570	-	32,570
GRP 764 TELECOMMUNICATIONS EQUIPMENTS, N.E.S.; THEIR PARTS, AND ACCESSORIES USED IN DIVISION 76	-	4,093	-
GRP 773 EQUIPMENT FOR DISTRIBUTING ELECTRICITY, N.E.S.	2,125	-	2,125
GRP 778 ELECTRICAL MACHINERY AND APPARATUS, N.E.S.	31,516	-	31,516
GRP 874 MEASURING, CHECKING, ANALYSING AND CONTROLLING INSTRUMENTS AND APPARATUS N.E.S.	29,767	-	29,767
GRP 931 SPECIAL TRANSACTIONS AND COMMODITIES	12,707	3,633	12,707
DIV 05 VEGETABLES AND FRUITS	-	442	-
DIV 33 PETROLEUM, PETROLEUM PRODUCTS AND RELATED MATERIALS	77	-	77
DIV 56 FERTILIZERS, MANUFACTURED	39,348,002	-	-
DIV 69 MANUFACTURES OF METAL, N.E.S.	14,282	18,384	14,282
DIV 72 MACHINERY SPECIALIZED FOR PARTICULAR INDUSTRIES	58,747	6,368	58,747
DIV 74 GENERAL INDUSTRIAL MACHINERY AND EQUIPMENT, N.E.S. AND MACHINE PARTS, N.E.S.	54,949	5,254	54,949
DIV 76 TELECOMMUNICATIONS AND SOUND RECORDING AND REPRODUCING APPARATUS AND EQUIPMENT	-	4,093	-
DIV 77 ELECTRICAL MACHINERY, APPARATUS AND APPLIANCES, N.E.S. AND ELECTRICAL PARTS THEREOF	33,641	-	33,641
DIV 87 PROFESSIONAL, SCIENTIFIC AND CONTROLLING INSTRUMENTS AND APPARATUS, N.E.S.	29,767	-	29,767
DIV 93 SPECIAL TRANSACTIONS AND COMMODITIES	12,707	3,633	12,707
SECT 0 FOOD AND LIVE ANIMALS	-	442	-
SECT 3 MINERAL FUELS, LUBRICANTS, ETC.	77	-	77
SECT 5 CHEMICALS	39,348,002	-	-
SECT 6 MANUFACTURED GOODS	14,282	18,384	14,282
SECT 7 MACHINERY & TRANSPORT EQUIPMENT	147,337	15,715	147,337
SECT 8 MISCELLANEOUS MANUFACTURED ARTICLES	29,767	-	29,767
SECT 9 MISCELLANEOUS TRANSACTIONS AND COMMODITIES	12,707	3,633	12,707
TOTAL - COLOMBIA	39,552,172	38,174	204,170
... CONGO			
GRP 723 CIVIL ENGINEERING AND CONTRACTORS' PLANT AND EQUIPMENT	2,403	-	2,403
GRP 749 NON-ELECTRIC PARTS AND ACCESSORIES OF MACHINERY, N.E.S.	-	2,057	-
GRP 874 MEASURING, CHECKING, ANALYSING AND CONTROLLING INSTRUMENTS AND APPARATUS N.E.S.	105,829	-	105,829

TABLE 8 (MODIFIED)

SABAH (FINAL)

FOREIGN TRADE : COUNTRY WITH GROUP / DIVISION & SECTION TOTALS

GROUP / DIV / SECT	EXPORT & RE EXPORTS RM FOB JAN - DEC 2021	IMPORTS RM CIF JAN - DEC 2021	RE EXPORTS RM FOB JAN - DEC 2021
GRP 931 SPECIAL TRANSACTIONS AND COMMODITIES	2,800	2,290	2,800
DIV 72 MACHINERY SPECIALIZED FOR PARTICULAR INDUSTRIES	2,403	-	2,403
DIV 74 GENERAL INDUSTRIAL MACHINERY AND EQUIPMENT, N.E.S. AND MACHINE PARTS, N.E.S.	-	2,057	-
DIV 87 PROFESSIONAL, SCIENTIFIC AND CONTROLLING INSTRUMENTS AND APPARATUS, N.E.S.	105,829	-	105,829
DIV 93 SPECIAL TRANSACTIONS AND COMMODITIES	2,800	2,290	2,800
SECT 7 MACHINERY & TRANSPORT EQUIPMENT	2,403	2,057	2,403
SECT 8 MISCELLANEOUS MANUFACTURED ARTICLES	105,829	-	105,829
SECT 9 MISCELLANEOUS TRANSACTIONS AND COMMODITIES	2,800	2,290	2,800
TOTAL - CONGO	111,032	4,347	111,032
... COSTA RICA			
GRP 071 COFFEE AND COFFEE SUBSTITUTES	-	3,718	-
GRP 231 NATURAL RUBBER, NATURAL GUMS, IN PRIMARY FORMS	1,280,328	-	-
GRP 728 OTHER MACHINERY AND EQUIPMENT SPECIALIZED FOR PARTICULAR INDUSTRIES, AND PARTS THEREOF, N.E.S.	-	12,034	-
GRP 764 TELECOMMUNICATIONS EQUIPMENTS, N.E.S.; THEIR PARTS, AND ACCESSORIES USED IN DIVISION 76	-	4,143	-
GRP 772 ELECTRICAL APPARATUS, RESISTOR, SWITHBOARD AND CONTROL PANELS N.E.S., AND PARTS N.E.S.	-	14,064	-
GRP 931 SPECIAL TRANSACTIONS AND COMMODITIES	-	4,128	-
DIV 07 COFFEE, TEA, COCOA, SPICES, AND MANUFACTURES THEREOF	-	3,718	-
DIV 23 CRUDE RUBBER (INCLUDING SYNTHETIC AND RECLAIMED)	1,280,328	-	-
DIV 72 MACHINERY SPECIALIZED FOR PARTICULAR INDUSTRIES	-	12,034	-
DIV 76 TELECOMMUNICATIONS AND SOUND RECORDING AND REPRODUCING APPARATUS AND EQUIPMENT	-	4,143	-
DIV 77 ELECTRICAL MACHINERY, APPARATUS AND APPLIANCES, N.E.S. AND ELECTRICAL PARTS THEREOF	-	14,064	-
DIV 93 SPECIAL TRANSACTIONS AND COMMODITIES	-	4,128	-
SECT 0 FOOD AND LIVE ANIMALS	-	3,718	-
SECT 2 CRUDE MATERIALS, INEDIABLE	1,280,328	-	-
SECT 7 MACHINERY & TRANSPORT EQUIPMENT	-	30,241	-
SECT 9 MISCELLANEOUS TRANSACTIONS AND COMMODITIES	-	4,128	-
TOTAL - COSTA RICA	1,280,328	38,087	-
... COTE D'IVOIRE			
GRP 699 MANUFACTURES OF BASE METAL, N.E.S.	3,125	-	3,125
GRP 728 OTHER MACHINERY AND EQUIPMENT SPECIALIZED FOR PARTICULAR INDUSTRIES, AND PARTS THEREOF, N.E.S.	2,556	-	2,556
GRP 747 TAPS, COCKS, VALVES AND SIMILAR APPLIANCE	3,084	-	3,084
GRP 778 ELECTRICAL MACHINERY AND APPARATUS, N.E.S.	2,523	-	2,523
DIV 69 MANUFACTURES OF METAL, N.E.S.	3,125	-	3,125

TABLE 8 (MODIFIED)

SABAH (FINAL)

FOREIGN TRADE : COUNTRY WITH GROUP / DIVISION & SECTION TOTALS

GROUP / DIV / SECT		EXPORT & RE EXPORTS	IMPORTS	RE EXPORTS
		RM FOB JAN - DEC 2021	RM CIF JAN - DEC 2021	RM FOB JAN - DEC 2021
DIV 72	MACHINERY SPECIALIZED FOR PARTICULAR INDUSTRIES	2,556	-	2,556
DIV 74	GENERAL INDUSTRIAL MACHINERY AND EQUIPMENT, N.E.S. AND MACHINE PARTS, N.E.S.	3,084	-	3,084
DIV 77	ELECTRICAL MACHINERY, APPARATUS AND APPLIANCES, N.E.S. AND ELECTRICAL PARTS THEREOF	2,523	-	2,523
SECT 6	MANUFACTURED GOODS	3,125	-	3,125
SECT 7	MACHINERY & TRANSPORT EQUIPMENT	8,163	-	8,163
	TOTAL - COTE D'IVOIRE	11,288	-	11,288
... CROATIA				
GRP 022	MILK AND CREAM AND MILK PRODUCTS OTHER THAN BUTTER OR CHEESE	-	12,097	-
GRP 057	FRUITS AND NUTS (NOT INCLUDING OIL NUTS), FRESH OR DRIED	-	12,284	-
GRP 098	EDIBLE PRODUCTS AND PREPARATIONS, N.E.S.	-	46,522	-
GRP 931	SPECIAL TRANSACTIONS AND COMMODITIES	2,485	16,983	2,485
DIV 02	DAIRY PRODUCT AND BIRDS EGGS	-	12,097	-
DIV 05	VEGETABLES AND FRUITS	-	12,284	-
DIV 09	MISCELLANEOUS EDIBLE PRODUCTS AND PREPARATIONS	-	46,522	-
DIV 93	SPECIAL TRANSACTIONS AND COMMODITIES	2,485	16,983	2,485
SECT 0	FOOD AND LIVE ANIMALS	-	70,903	-
SECT 9	MISCELLANEOUS TRANSACTIONS AND COMMODITIES	2,485	16,983	2,485
	TOTAL - CROATIA	2,485	87,886	2,485
... CUBA				
GRP 112	ALCOHOLIC BEVERAGES	-	36,383	-
GRP 931	SPECIAL TRANSACTIONS AND COMMODITIES	-	597	-
DIV 11	BEVERAGES	-	36,383	-
DIV 93	SPECIAL TRANSACTIONS AND COMMODITIES	-	597	-
SECT 1	BEVERAGES AND TOBACCO	-	36,383	-
SECT 9	MISCELLANEOUS TRANSACTIONS AND COMMODITIES	-	597	-
	TOTAL - CUBA	-	36,980	-
... CURACAO				
GRP 728	OTHER MACHINERY AND EQUIPMENT SPECIALIZED FOR PARTICULAR INDUSTRIES, AND PARTS THEREOF, N.E.S.	-	25,536	-
GRP 772	ELECTRICAL APPARATUS, RESISTOR, SWITHBOARD AND CONTROL PANELS N.E.S., AND PARTS N.E.S.	-	246,612	-
DIV 72	MACHINERY SPECIALIZED FOR PARTICULAR INDUSTRIES	-	25,536	-

TABLE 8 (MODIFIED)

SABAH (FINAL)

FOREIGN TRADE : COUNTRY WITH GROUP / DIVISION & SECTION TOTALS

GROUP / DIV / SECT	EXPORT & RE EXPORTS RM FOB JAN - DEC 2021	IMPORTS RM CIF JAN - DEC 2021	RE EXPORTS RM FOB JAN - DEC 2021
DIV 77 ELECTRICAL MACHINERY, APPARATUS AND APPLIANCES, N.E.S. AND ELECTRICAL PARTS THEREOF	-	246,612	-
SECT 7 MACHINERY & TRANSPORT EQUIPMENT	-	272,148	-
TOTAL - CURACAO	-	272,148	-
--- CYPRUS			
GRP 059 FRUIT JUICES (INCLUDING GRAPE MUST) & VEGETABLE JUICES, UNFERMENTED & NOT CONTAINING ADDED SPIRIT, WHETHER / NOT CONTAINING ADDED SUGAR OR OTHER SWEETENING MATTER	-	277,351	-
GRP 752 AUTOMATIC DATA PROCESSING MACHINES AND UNITS THEREOF	15,316	-	15,316
GRP 931 SPECIAL TRANSACTIONS AND COMMODITIES	118	14,077	118
DIV 05 VEGETABLES AND FRUITS	-	277,351	-
DIV 75 OFFICE MACHINES AND AUTOMATIC DATA PROCESSING EQUIPMENT	15,316	-	15,316
DIV 93 SPECIAL TRANSACTIONS AND COMMODITIES	118	14,077	118
SECT 0 FOOD AND LIVE ANIMALS	-	277,351	-
SECT 7 MACHINERY & TRANSPORT EQUIPMENT	15,316	-	15,316
SECT 9 MISCELLANEOUS TRANSACTIONS AND COMMODITIES	118	14,077	118
TOTAL - CYPRUS	15,434	291,428	15,434
--- CZECH REPUBLIC			
GRP 582 PLATES, SHEETS, FILM, COIL AND STRIP OF PLASTICS	-	84,055	-
GRP 625 RUBBER TYRES, INTERCHANGEABLE TRYE TREADS, INNER TUBES AND TYRE FLABS	-	93,273	-
GRP 629 ARTICLES OF RUBBER, N.E.S	-	2,693	-
GRP 664 GLASS	-	7,083	-
GRP 679 TUBES, PIPES AND HOLLOW PROFILES, AND TUBES OR PIPE FITTINGS, OF IRON OR STEEL	-	48,900	-
GRP 693 WIRE PRODUCTS (EXCLUDING INSULATED ELECTRICAL WIRING) AND FENCING GRILLS	-	143,907	-
GRP 695 TOOLS FOR USE IN THE HAND OR IN MACHINES	-	38,748	-
GRP 699 MANUFACTURES OF BASE METAL, N.E.S.	-	11,729	-
GRP 713 INTERNAL COMBUSTION PISTON ENGINES, AND PARTS THEREOF, N.E.S.	-	25,897	-
GRP 716 ROTATING ELECTRIC PLANT AND PARTS THEREOF, N.E.S.	-	71,394	-
GRP 723 CIVIL ENGINEERING AND CONTRACTORS' PLANT AND EQUIPMENT	-	10,882	-
GRP 728 OTHER MACHINERY AND EQUIPMENT SPECIALIZED FOR PARTICULAR INDUSTRIES, AND PARTS THEREOF, N.E.S.	-	2,298	-
GRP 742 PUMPS FOR LIQUIDS, LIQUID ELEVATORS AND PARTS	-	9,985	-
GRP 743 PUMPS (OTHER THAN PUMPS FOR LIQUIDS) AND COMPRESSORS AND FANS; CENTRIFUGES; FILTERING OR PURIFYING APPARATUS	-	446,913	-
GRP 746 BALL OR ROLLER BEARINGS	-	171,460	-
GRP 748 TRANSMISSION SHAFTS AND CRANKS; BEARING HOUSINGS AND PARTS THEREOF	-	30,098	-

TABLE 8 (MODIFIED)

SABAH (FINAL)

FOREIGN TRADE : COUNTRY WITH GROUP / DIVISION & SECTION TOTALS

GROUP / DIV / SECT	EXPORT & RE EXPORTS RM FOB JAN - DEC 2021	IMPORTS RM CIF JAN - DEC 2021	RE EXPORTS RM FOB JAN - DEC 2021
GRP 749 NON-ELECTRIC PARTS AND ACCESSORIES OF MACHINERY, N.E.S.	-	54,069	-
GRP 752 AUTOMATIC DATA PROCESSING MACHINES AND UNITS THEREOF	-	18,528	-
GRP 771 ELECTRIC POWER MACHINERY (OTHER THAN ROTATING ELECTRIC PLANT), AND PARTS THEREOF	-	2,263	-
GRP 772 ELECTRICAL APPARATUS, RESISTOR, SWITBOARD AND CONTROL PANELS N.E.S., AND PARTS N.E.S.	-	42,061	-
GRP 778 ELECTRICAL MACHINERY AND APPARATUS, N.E.S.	-	133,137	-
GRP 784 PARTS AND ACCESSORIES, OF THE MOTOR VEHICLES FALLING WITHIN GROUP 722, 781, 782 OR 783	3,071	-	3,071
GRP 785 MOTORCYCLES, AND CYCLES, MOTORIZED AND NON-MOTORIZED; INVALID CARRIAGES	-	6,079	-
GRP 813 LIGHTING FIXTURES AND FITTINGS, N.E.S.	-	3,520	-
GRP 872 MEDICAL INSTRUMENTS AND APPLIANCES, N.E.S.	-	3,373	-
GRP 874 MEASURING, CHECKING, ANALYSING AND CONTROLLING INSTRUMENTS AND APPARATUS N.E.S.	-	43,111	-
GRP 891 ARMS AND AMMUNITION	-	13,752	-
GRP 931 SPECIAL TRANSACTIONS AND COMMODITIES	400	143,103	400
DIV 58 PLASTICS IN NON-PRIMARY FORMS	-	84,055	-
DIV 62 RUBBER MANUFACTURES, N.E.S.	-	95,966	-
DIV 66 NON-METALLIC MINERAL MANUFACTURES N.E.S.	-	7,083	-
DIV 67 IRON AND STEEL	-	48,900	-
DIV 69 MANUFACTURES OF METAL, N.E.S.	-	194,384	-
DIV 71 POWER GENERATING MACHINERY AND EQUIPMENT	-	97,291	-
DIV 72 MACHINERY SPECIALIZED FOR PARTICULAR INDUSTRIES	-	13,180	-
DIV 74 GENERAL INDUSTRIAL MACHINERY AND EQUIPMENT, N.E.S. AND MACHINE PARTS, N.E.S.	-	712,525	-
DIV 75 OFFICE MACHINES AND AUTOMATIC DATA PROCESSING EQUIPMENT	-	18,528	-
DIV 77 ELECTRICAL MACHINERY, APPARATUS AND APPLIANCES, N.E.S. AND ELECTRICAL PARTS THEREOF	-	177,461	-
DIV 78 ROAD VEHICLES (INCLUDING AIR - CUSHION VEHICLES)	3,071	6,079	3,071
DIV 81 PREFABRICATED BUILDINGS, SANITARY, PLUMBING, HEATING AND LIGHTING FIXTURES AND FITTINGS, N.E.S.	-	3,520	-
DIV 87 PROFESSIONAL, SCIENTIFIC AND CONTROLLING INSTRUMENTS AND APPARATUS, N.E.S.	-	46,484	-
DIV 89 MISCELLANEOUS MANUFACTURED ARTICLES, N.E.S.	-	13,752	-
DIV 93 SPECIAL TRANSACTIONS AND COMMODITIES	400	143,103	400
SECT 5 CHEMICALS	-	84,055	-
SECT 6 MANUFACTURED GOODS	-	346,333	-
SECT 7 MACHINERY & TRANSPORT EQUIPMENT	3,071	1,025,064	3,071
SECT 8 MISCELLANEOUS MANUFACTURED ARTICLES	-	63,756	-
SECT 9 MISCELLANEOUS TRANSACTIONS AND COMMODITIES	400	143,103	400
TOTAL - CZECH REPUBLIC	3,471	1,662,311	3,471

TABLE 8 (MODIFIED)

SABAH (FINAL)

FOREIGN TRADE : COUNTRY WITH GROUP / DIVISION & SECTION TOTALS

GROUP / DIV / SECT	EXPORT & RE EXPORTS RM FOB JAN - DEC 2021	IMPORTS RM CIF JAN - DEC 2021	RE EXPORTS RM FOB JAN - DEC 2021
--- DENMARK			
GRP 012		6,500,807	-
GRP 017		5,273,884	-
GRP 022		1,609,280	-
GRP 023		1,584,787	-
GRP 024		743,510	-
GRP 054		19,381,894	-
GRP 081		349,933	-
GRP 098		1,041,822	-
GRP 112		2,287	-
GRP 122		66,784	-
GRP 292		10,333	-
GRP 334		16,785	-
GRP 516		7,694	-
GRP 581		17,821	-
GRP 597		12,083	-
GRP 598		18,276	-
GRP 621		7,500	-
GRP 629		88,337	-
GRP 657		83,975	-
GRP 679		52,931	-
GRP 684		2,508	-
GRP 694		4,165	-
GRP 695	6,535	132,434	6,535
GRP 699		15,976	-
GRP 713		2,995	-
GRP 716	15,070	135,155	15,070
GRP 718		496,078	-
GRP 721		103,107	-
GRP 723	21,769	2,001,323	21,769
GRP 727		3,437	-
GRP 728	230,564	1,951,731	230,564
GRP 737		12,299	-
GRP 741		33,201	-

TABLE 8 (MODIFIED)

SABAH (FINAL)

FOREIGN TRADE : COUNTRY WITH GROUP / DIVISION & SECTION TOTALS

GROUP / DIV / SECT	EXPORT & RE EXPORTS	IMPORTS	RE EXPORTS
	RM FOB JAN - DEC 2021	RM CIF JAN - DEC 2021	RM FOB JAN - DEC 2021
GRP 742 PUMPS FOR LIQUIDS, LIQUID ELEVATORS AND PARTS	32,602	1,462,478	32,602
GRP 743 PUMPS (OTHER THAN PUMPS FOR LIQUIDS) AND COMPRESSORS AND FANS; CENTRIFUGES; FILTERING OR PURIFYING APPARATUS	-	250,552	-
GRP 744 MECHANICAL HANDLING EQUIPMENT, AND PARTS THEREOF, N.E.S.	-	402,280	-
GRP 746 BALL OR ROLLER BEARINGS	-	66,061	-
GRP 747 TAPS, COCKS, VALVES AND SIMILAR APPLIANCE	-	139,969	-
GRP 748 TRANSMISSION SHAFTS AND CRANKS; BEARING HOUSINGS AND PARTS THEREOF	-	35,400	-
GRP 749 NON-ELECTRIC PARTS AND ACCESSORIES OF MACHINERY, N.E.S.	-	107,359	-
GRP 751 OFFICE MACHINES	-	17,182	-
GRP 752 AUTOMATIC DATA PROCESSING MACHINES AND UNITS THEREOF	-	4,514	-
GRP 764 TELECOMMUNICATIONS EQUIPMENTS, N.E.S.; THEIR PARTS, AND ACCESSORIES USED IN DIVISION 76	-	433,195	-
GRP 771 ELECTRIC POWER MACHINERY (OTHER THAN ROTATING ELECTRIC PLANT), AND PARTS THEREOF	5,531	71,374	5,531
GRP 772 ELECTRICAL APPARATUS, RESISTOR, SWITTHBOARD AND CONTROL PANELS N.E.S., AND PARTS N.E.S.	-	172,916	-
GRP 773 EQUIPMENT FOR DISTRIBUTING ELECTRICITY, N.E.S.	-	19,622	-
GRP 776 THERMIONIC VALVES AND TUBES; PHOTOCELLS; ETC., AND PARTS THEREOF, N.E.S.	-	113,126	-
GRP 778 ELECTRICAL MACHINERY AND APPARATUS, N.E.S.	-	50,305	-
GRP 792 AIRCRAFT AND ASSOCIATED EQUIPMENT, SPACECRAFTS AND SPACECRAFT LAUNCH VEHICLES AND PARTS	-	31,467	-
GRP 793 SHIPS, BOATS (INCLUDING HOVERCRAFT) AND FLOATING STRUCTURES	-	12,600	-
GRP 813 LIGHTING FIXTURES AND FITTINGS, N.E.S.	-	3,884	-
GRP 872 MEDICAL INSTRUMENTS AND APPLIANCES, N.E.S.	-	15,486	-
GRP 873 METERS AND COUNTERS, N.E.S.	-	18,524	-
GRP 874 MEASURING, CHECKING, ANALYSING AND CONTROLLING INSTRUMENTS AND APPARATUS N.E.S.	128,767	506,317	128,767
GRP 884 OPTICAL GOODS, N.E.S.	-	59,642	-
GRP 899 MISCELLANEOUS MANUFACTURED ARTICLES, N.E.S.	-	15,775	-
GRP 931 SPECIAL TRANSACTIONS AND COMMODITIES	8,761	270,802	8,761
DIV 01 MEAT AND MEAT PREPARATIONS	-	11,774,691	-
DIV 02 DAIRY PRODUCT AND BIRDS EGGS	-	3,937,577	-
DIV 05 VEGETABLES AND FRUITS	-	19,381,894	-
DIV 08 FEEDING STUFF FOR ANIMALS (NOT INCLUDING UNMILLED CEREALS)	-	349,933	-
DIV 09 MISCELLANEOUS EDIBLE PRODUCTS AND PREPARATIONS	-	1,041,822	-
DIV 11 BEVERAGES	-	2,287	-
DIV 12 TOBACCO AND TOBACCO MANUFACTURES THEREOF	-	66,784	-
DIV 29 CRUDE ANIMAL AND VEGETABLE MATERIALS, N.E.S.	-	10,333	-
DIV 33 PETROLEUM, PETROLEUM PRODUCTS AND RELATED MATERIALS	-	16,785	-
DIV 51 ORGANIC CHEMICALS	-	7,694	-

TABLE 8 (MODIFIED)

SABAH (FINAL)

FOREIGN TRADE : COUNTRY WITH GROUP / DIVISION & SECTION TOTALS

GROUP / DIV / SECT	EXPORT & RE EXPORTS	IMPORTS	RE EXPORTS	
	RM FOB JAN - DEC 2021	RM CIF JAN - DEC 2021	RM FOB JAN - DEC 2021	
DIV 58	PLASTICS IN NON-PRIMARY FORMS	-	17,821	-
DIV 59	CHEMICAL MATERIALS AND PRODUCTS, N.E.S.	-	30,359	-
DIV 62	RUBBER MANUFACTURES, N.E.S.	-	95,837	-
DIV 65	TEXTILE YARN, FABRICS, MADE-UP ARTICLES, N.E.S. AND RELATED PRODUCTS	-	83,975	-
DIV 67	IRON AND STEEL	-	52,931	-
DIV 68	NON-FERROUS METALS	-	2,508	-
DIV 69	MANUFACTURES OF METAL, N.E.S.	6,535	152,575	6,535
DIV 71	POWER GENERATING MACHINERY AND EQUIPMENT	15,070	634,228	15,070
DIV 72	MACHINERY SPECIALIZED FOR PARTICULAR INDUSTRIES	252,333	4,059,598	252,333
DIV 73	METALWORKING MACHINERY	-	12,299	-
DIV 74	GENERAL INDUSTRIAL MACHINERY AND EQUIPMENT, N.E.S. AND MACHINE PARTS, N.E.S.	32,602	2,497,300	32,602
DIV 75	OFFICE MACHINES AND AUTOMATIC DATA PROCESSING EQUIPMENT	-	21,696	-
DIV 76	TELECOMMUNICATIONS AND SOUND RECORDING AND REPRODUCING APPARATUS AND EQUIPMENT	-	433,195	-
DIV 77	ELECTRICAL MACHINERY, APPARATUS AND APPLIANCES, N.E.S. AND ELECTRICAL PARTS THEREOF	5,531	427,343	5,531
DIV 79	OTHERS TRANSPORT EQUIPMENT	-	44,067	-
DIV 81	PREFABRICATED BUILDINGS, SANITARY, PLUMBING, HEATING AND LIGHTING FIXTURES AND FITTINGS, N.E.S.	-	3,884	-
DIV 87	PROFESSIONAL, SCIENTIFIC AND CONTROLLING INSTRUMENTS AND APPARATUS, N.E.S.	128,767	540,327	128,767
DIV 88	PHOTOGRAPHIC APPARATUS, EQUIPMENT AND SUPPLIED AND OPTICAL GOODS, N.E.S., WATCHES AND CLOCKS	-	59,642	-
DIV 89	MISCELLANEOUS MANUFACTURED ARTICLES, N.E.S.	-	15,775	-
DIV 93	SPECIAL TRANSACTIONS AND COMMODITIES	8,761	270,802	8,761
SECT 0	FOOD AND LIVE ANIMALS	-	36,485,917	-
SECT 1	BEVERAGES AND TOBACCO	-	69,071	-
SECT 2	CRUDE MATERIALS, INEDIABLE	-	10,333	-
SECT 3	MINERAL FUELS, LUBRICANTS, ETC.	-	16,785	-
SECT 5	CHEMICALS	-	55,874	-
SECT 6	MANUFACTURED GOODS	6,535	387,826	6,535
SECT 7	MACHINERY & TRANSPORT EQUIPMENT	305,536	8,129,726	305,536
SECT 8	MISCELLANEOUS MANUFACTURED ARTICLES	128,767	619,628	128,767
SECT 9	MISCELLANEOUS TRANSACTIONS AND COMMODITIES	8,761	270,802	8,761
	TOTAL - DENMARK	449,599	46,045,962	449,599
--- DJIBOUTI				
GRP 422	OTHER FIXED VEGETABLE OILS, FLUID OR SOLID, CRUDE, REFINED OR PURIFIED	22,392,688	-	-
DIV 42	FIXED VEGETABLE OILS AND FATS, CRUDE, REFINED OR FRACTIONATED	22,392,688	-	-

TABLE 8 (MODIFIED)

SABAH (FINAL)

FOREIGN TRADE : COUNTRY WITH GROUP / DIVISION & SECTION TOTALS

GROUP / DIV / SECT	EXPORT & RE EXPORTS RM FOB JAN - DEC 2021	IMPORTS RM CIF JAN - DEC 2021	RE EXPORTS RM FOB JAN - DEC 2021
SECT 4 ANIMAL AND VEGETABLE OILS AND FATS	22,392,688	-	-
TOTAL - DJIBOUTI	22,392,688	-	-
--- DOMINICAN REPUBLIC			
GRP 122 TOBACCO, MANUFACTURED (WHETHER OR NOT CONTAINING TOBACCO SUBSTITUTES)	-	34,089	-
GRP 772 ELECTRICAL APPARATUS, RESISTOR, SWITHBOARD AND CONTROL PANELS N.E.S., AND PARTS N.E.S.	-	8,233	-
GRP 931 SPECIAL TRANSACTIONS AND COMMODITIES	-	842	-
DIV 12 TOBACCO AND TOBACCO MANUFACTURES THEREOF	-	34,089	-
DIV 77 ELECTRICAL MACHINERY, APPARATUS AND APPLIANCES, N.E.S. AND ELECTRICAL PARTS THEREOF	-	8,233	-
DIV 93 SPECIAL TRANSACTIONS AND COMMODITIES	-	842	-
SECT 1 BEVERAGES AND TOBACCO	-	34,089	-
SECT 7 MACHINERY & TRANSPORT EQUIPMENT	-	8,233	-
SECT 9 MISCELLANEOUS TRANSACTIONS AND COMMODITIES	-	842	-
TOTAL - DOMINICAN REPUBLIC	-	43,164	-
--- ECUADOR			
GRP 057 FRUITS AND NUTS (NOT INCLUDING OIL NUTS), FRESH OR DRIED	-	28,515	-
GRP 554 SOAP, CLEANSING AND POLISHING PREPARATIONS	-	47,845	-
GRP 749 NON-ELECTRIC PARTS AND ACCESSORIES OF MACHINERY, N.E.S.	8,562	2,030	8,562
GRP 874 MEASURING, CHECKING, ANALYSING AND CONTROLLING INSTRUMENTS AND APPARATUS N.E.S.	2,385	-	2,385
GRP 931 SPECIAL TRANSACTIONS AND COMMODITIES	1,111	3,803	1,111
DIV 05 VEGETABLES AND FRUITS	-	28,515	-
DIV 55 ESSENTIAL OILS AND RESINOIDS AND PERFUME MATERIALS; TOILET, POLISHING AND CLEANSING PREPARATIONS	-	47,845	-
DIV 74 GENERAL INDUSTRIAL MACHINERY AND EQUIPMENT, N.E.S. AND MACHINE PARTS, N.E.S.	8,562	2,030	8,562
DIV 87 PROFESSIONAL, SCIENTIFIC AND CONTROLLING INSTRUMENTS AND APPARATUS, N.E.S.	2,385	-	2,385
DIV 93 SPECIAL TRANSACTIONS AND COMMODITIES	1,111	3,803	1,111
SECT 0 FOOD AND LIVE ANIMALS	-	28,515	-
SECT 5 CHEMICALS	-	47,845	-
SECT 7 MACHINERY & TRANSPORT EQUIPMENT	8,562	2,030	8,562
SECT 8 MISCELLANEOUS MANUFACTURED ARTICLES	2,385	-	2,385
SECT 9 MISCELLANEOUS TRANSACTIONS AND COMMODITIES	1,111	3,803	1,111
TOTAL - ECUADOR	12,058	82,193	12,058
--- EGYPT			
GRP 054 VEGETABLES, FRESH, CHILLED, FROZEN OR SIMPLY PRESERVED	-	1,557,317	-

TABLE 8 (MODIFIED)

SABAH (FINAL)

FOREIGN TRADE : COUNTRY WITH GROUP / DIVISION & SECTION TOTALS

GROUP / DIV / SECT	EXPORT & RE EXPORTS		IMPORTS	RE EXPORTS
	RM FOB	RM FOB	RM CIF	RM FOB
	JAN - DEC 2021		JAN - DEC 2021	JAN - DEC 2021
GRP 057	FRUITS AND NUTS (NOT INCLUDING OIL NUTS), FRESH OR DRIED	-	14,355,804	-
GRP 058	FRUITS, PRESERVED, AND FRUIT PREPARATIONS (EXCLUDING FRUIT JUICES)	-	4,464	-
GRP 272	FERTILIZERS, CRUDE	-	43,680,119	-
GRP 422	OTHER FIXED VEGETABLE OILS, FLUID OR SOLID, CRUDE, REFINED OR PURIFIED	103,244,208	-	-
GRP 431	ANIMAL OR VEGETABLE OILS AND FATS, PROCESSED, AND WAXES OF ANIMAL OR VEGETABLE ORIGIN	7,601,391	-	-
GRP 523	METALLIC SALTS AND PEROXYSALTS, OF INORGANIC ACIDS	-	1,161,168	-
GRP 562	FERTILIZERS, MANUFACTURED	-	19,236,011	-
GRP 629	ARTICLES OF RUBBER, N.E.S	-	9,064	-
GRP 695	TOOLS FOR USE IN THE HAND OR IN MACHINES	166,140	-	166,140
GRP 723	CIVIL ENGINEERING AND CONTRACTORS' PLANT AND EQUIPMENT	141,483	-	141,483
GRP 728	OTHER MACHINERY AND EQUIPMENT SPECIALIZED FOR PARTICULAR INDUSTRIES, AND PARTS THEREOF, N.E.S.	14,056	-	14,056
GRP 742	PUMPS FOR LIQUIDS, LIQUID ELEVATORS AND PARTS	14,824	-	14,824
GRP 744	MECHANICAL HANDLING EQUIPMENT, AND PARTS THEREOF, N.E.S.	-	6,841	-
GRP 747	TAPS, COCKS, VALVES AND SIMILAR APPLIANCE	2,206	-	2,206
GRP 749	NON-ELECTRIC PARTS AND ACCESSORIES OF MACHINERY, N.E.S.	11,438	-	11,438
GRP 764	TELECOMMUNICATIONS EQUIPMENTS, N.E.S.; THEIR PARTS, AND ACCESSORIES USED IN DIVISION 76	26,501	-	26,501
GRP 771	ELECTRIC POWER MACHINERY (OTHER THAN ROTATING ELECTRIC PLANT), AND PARTS THEREOF	75,024	-	75,024
GRP 772	ELECTRICAL APPARATUS, RESISTOR, SWITHBOARD AND CONTROL PANELS N.E.S., AND PARTS N.E.S.	75,856	-	75,856
GRP 874	MEASURING, CHECKING, ANALYSING AND CONTROLLING INSTRUMENTS AND APPARATUS N.E.S.	280,643	-	280,643
GRP 893	ARTICLES, N.E.S OF PLASTICS	2,080	-	2,080
GRP 931	SPECIAL TRANSACTIONS AND COMMODITIES	6,177	4,000	6,177
DIV 05	VEGETABLES AND FRUITS	-	15,917,585	-
DIV 27	CRUDE FERTILIZERS AND CRUDE MINERALS (EXCLUDING COAL, PETROLEUM AND PRECIOUS STONES)	-	43,680,119	-
DIV 42	FIXED VEGETABLE OILS AND FATS, CRUDE, REFINED OR FRACTIONATED	103,244,208	-	-
DIV 43	ANIMAL OR VEGETABLE OILS AND FATS, PROCESSED, AND WAXES OF ANIMAL OR VEGETABLE ORIGIN	7,601,391	-	-
DIV 52	INORGANIC CHEMICALS	-	1,161,168	-
DIV 56	FERTILIZERS, MANUFACTURED	-	19,236,011	-
DIV 62	RUBBER MANUFACTURES, N.E.S.	-	9,064	-
DIV 69	MANUFACTURES OF METAL, N.E.S.	166,140	-	166,140
DIV 72	MACHINERY SPECIALIZED FOR PARTICULAR INDUSTRIES	155,539	-	155,539
DIV 74	GENERAL INDUSTRIAL MACHINERY AND EQUIPMENT, N.E.S. AND MACHINE PARTS, N.E.S.	28,468	6,841	28,468
DIV 76	TELECOMMUNICATIONS AND SOUND RECORDING AND REPRODUCING APPARATUS AND EQUIPMENT	26,501	-	26,501
DIV 77	ELECTRICAL MACHINERY, APPARATUS AND APPLIANCES, N.E.S. AND ELECTRICAL PARTS THEREOF	150,880	-	150,880
DIV 87	PROFESSIONAL, SCIENTIFIC AND CONTROLLING INSTRUMENTS AND APPARATUS, N.E.S.	280,643	-	280,643

TABLE 8 (MODIFIED)

SABAH (FINAL)

FOREIGN TRADE : COUNTRY WITH GROUP / DIVISION & SECTION TOTALS

GROUP / DIV / SECT	EXPORT & RE EXPORTS		IMPORTS	RE EXPORTS
	RM FOB	RM FOB	RM CIF	RM FOB
	JAN - DEC 2021		JAN - DEC 2021	JAN - DEC 2021
DIV 89	MISCELLANEOUS MANUFACTURED ARTICLES, N.E.S.	2,080	-	2,080
DIV 93	SPECIAL TRANSACTIONS AND COMMODITIES	6,177	4,000	6,177
SECT 0	FOOD AND LIVE ANIMALS	-	15,917,585	-
SECT 2	CRUDE MATERIALS, INEDIABLE	-	43,680,119	-
SECT 4	ANIMAL AND VEGETABLE OILS AND FATS	110,845,599	-	-
SECT 5	CHEMICALS	-	20,397,179	-
SECT 6	MANUFACTURED GOODS	166,140	9,064	166,140
SECT 7	MACHINERY & TRANSPORT EQUIPMENT	361,388	6,841	361,388
SECT 8	MISCELLANEOUS MANUFACTURED ARTICLES	282,723	-	282,723
SECT 9	MISCELLANEOUS TRANSACTIONS AND COMMODITIES	6,177	4,000	6,177
	TOTAL - EGYPT	111,662,027	80,014,788	816,428
... EQUATORIAL GUINEA				
GRP 931	SPECIAL TRANSACTIONS AND COMMODITIES	49	-	49
DIV 93	SPECIAL TRANSACTIONS AND COMMODITIES	49	-	49
SECT 9	MISCELLANEOUS TRANSACTIONS AND COMMODITIES	49	-	49
	TOTAL - EQUATORIAL GUINEA	49	-	49
... ESTONIA				
GRP 713	INTERNAL COMBUSTION PISTON ENGINES, AND PARTS THEREOF, N.E.S.	-	3,069	-
GRP 718	OTHER POWER GENERATING MACHINERY AND PARTS THEREOF, N.E.S.	-	3,150	-
GRP 743	PUMPS (OTHER THAN PUMPS FOR LIQUIDS) AND COMPRESSORS AND FANS; CENTRIFUGES; FILTERING OR PURIFYING APPARATUS	-	4,156	-
GRP 931	SPECIAL TRANSACTIONS AND COMMODITIES	120,110	10,360	120,110
DIV 71	POWER GENERATING MACHINERY AND EQUIPMENT	-	6,219	-
DIV 74	GENERAL INDUSTRIAL MACHINERY AND EQUIPMENT, N.E.S. AND MACHINE PARTS, N.E.S.	-	4,156	-
DIV 93	SPECIAL TRANSACTIONS AND COMMODITIES	120,110	10,360	120,110
SECT 7	MACHINERY & TRANSPORT EQUIPMENT	-	10,375	-
SECT 9	MISCELLANEOUS TRANSACTIONS AND COMMODITIES	120,110	10,360	120,110
	TOTAL - ESTONIA	120,110	20,735	120,110
... ETHIOPIA				
GRP 071	COFFEE AND COFFEE SUBSTITUTES	-	3,917	-
GRP 931	SPECIAL TRANSACTIONS AND COMMODITIES	-	559	-
DIV 07	COFFEE, TEA, COCOA, SPICES, AND MANUFACTURES THEREOF	-	3,917	-

TABLE 8 (MODIFIED)

SABAH (FINAL)

FOREIGN TRADE : COUNTRY WITH GROUP / DIVISION & SECTION TOTALS

GROUP / DIV / SECT	EXPORT & RE EXPORTS RM FOB JAN - DEC 2021	IMPORTS RM CIF JAN - DEC 2021	RE EXPORTS RM FOB JAN - DEC 2021
DIV 93 SPECIAL TRANSACTIONS AND COMMODITIES	-	559	-
SECT 0 FOOD AND LIVE ANIMALS	-	3,917	-
SECT 9 MISCELLANEOUS TRANSACTIONS AND COMMODITIES	-	559	-
TOTAL - ETHIOPIA	-	4,476	-
--- FALKLAND ISLAND (MALVINAS)			
GRP 931 SPECIAL TRANSACTIONS AND COMMODITIES	-	1,812	-
DIV 93 SPECIAL TRANSACTIONS AND COMMODITIES	-	1,812	-
SECT 9 MISCELLANEOUS TRANSACTIONS AND COMMODITIES	-	1,812	-
TOTAL - FALKLAND ISLAND (MALVINAS)	-	1,812	-
--- FIJI			
GRP 931 SPECIAL TRANSACTIONS AND COMMODITIES	-	115	-
DIV 93 SPECIAL TRANSACTIONS AND COMMODITIES	-	115	-
SECT 9 MISCELLANEOUS TRANSACTIONS AND COMMODITIES	-	115	-
TOTAL - FIJI	-	115	-
--- FINLAND			
GRP 073 CHOCOLATE AND OTHER FOOD PREPARATIONS CONTAINING COCOA, N.E.S	-	2,097	-
GRP 248 WOOD, SIMPLY WORKED, AND RAILWAY SLEEPERS OF WOOD	-	265,127	-
GRP 322 BRIGUETTES, LIGNITE AND PEAT	-	571,276	-
GRP 516 OTHER ORGANIC CHEMICALS	-	34,965	-
GRP 621 MATERIALS OF RUBBER	-	8,933	-
GRP 679 TUBES, PIPES AND HOLLOW PROFILES, AND TUBES OR PIPE FITTINGS, OF IRON OR STEEL	-	2,836	-
GRP 694 NAILS, SCREWS, NUTS, BOLTS, RIVETS AND THE LIKE, OF IRON, STEEL, COPPER OR ALUMINIUM	-	17,049	-
GRP 695 TOOLS FOR USE IN THE HAND OR IN MACHINES	-	22,788	-
GRP 699 MANUFACTURES OF BASE METAL, N.E.S.	-	47,337	-
GRP 716 ROTATING ELECTRIC PLANT AND PARTS THEREOF, N.E.S.	-	128,102	-
GRP 718 OTHER POWER GENERATING MACHINERY AND PARTS THEREOF, N.E.S.	-	12,264	-
GRP 723 CIVIL ENGINEERING AND CONTRACTORS' PLANT AND EQUIPMENT	27,771	244,711	27,771
GRP 728 OTHER MACHINERY AND EQUIPMENT SPECIALIZED FOR PARTICULAR INDUSTRIES, AND PARTS THEREOF, N.E.S.	-	748,284	-
GRP 742 PUMPS FOR LIQUIDS, LIQUID ELEVATORS AND PARTS	-	5,916	-
GRP 743 PUMPS (OTHER THAN PUMPS FOR LIQUIDS) AND COMPRESSORS AND FANS; CENTRIFUGES; FILTERING OR PURIFYING APPARATUS	-	93,675	-
GRP 744 MECHANICAL HANDLING EQUIPMENT, AND PARTS THEREOF, N.E.S.	-	151,594	-
GRP 745 OTHER NON-ELECTRICAL MACHINERY, TOOLS AND MECHANICAL APPARATUS, AND PARTS THEREOF, N.E.S.	-	5,558	-

TABLE 8 (MODIFIED)

SABAH (FINAL)

FOREIGN TRADE : COUNTRY WITH GROUP / DIVISION & SECTION TOTALS

GROUP / DIV / SECT	EXPORT & RE EXPORTS		IMPORTS	RE EXPORTS
	RM FOB	RM CIF	RM FOB	RM FOB
	JAN - DEC 2021	JAN - DEC 2021	JAN - DEC 2021	JAN - DEC 2021
GRP 746	BALL OR ROLLER BEARINGS	-	133,481	-
GRP 747	TAPS, COCKS, VALVES AND SIMILAR APPLIANCE	-	291,114	-
GRP 748	TRANSMISSION SHAFTS AND CRANKS; BEARING HOUSINGS AND PARTS THEREOF	-	29,456	-
GRP 749	NON-ELECTRIC PARTS AND ACCESSORIES OF MACHINERY, N.E.S.	-	77,651	-
GRP 764	TELECOMMUNICATIONS EQUIPMENTS, N.E.S.; THEIR PARTS, AND ACCESSORIES USED IN DIVISION 76	-	34,085	-
GRP 771	ELECTRIC POWER MACHINERY (OTHER THAN ROTATING ELECTRIC PLANT), AND PARTS THEREOF	-	47,633	-
GRP 772	ELECTRICAL APPARATUS, RESISTOR, SWITBOARD AND CONTROL PANELS N.E.S., AND PARTS N.E.S.	-	3,260	-
GRP 774	ELECTRO-DIAGNOSTIC APPARATUS FOR MEDICAL, SURGICAL, DENTAL OR VETERINARY SCIENCES AND RADIOLOGICAL APPARATUS	-	225,045	-
GRP 775	HOUSEHOLD TYPE, ELECTRICAL AND NON- ELECTRICAL EQUIPMENT, N.E.S.	-	16,889	-
GRP 778	ELECTRICAL MACHINERY AND APPARATUS, N.E.S.	-	2,204	-
GRP 813	LIGHTING FIXTURES AND FITTINGS, N.E.S.	-	3,037	-
GRP 872	MEDICAL INSTRUMENTS AND APPLIANCES, N.E.S.	-	285,474	-
GRP 874	MEASURING, CHECKING, ANALYSING AND CONTROLLING INSTRUMENTS AND APPARATUS N.E.S.	-	34,322	-
GRP 885	WATCHES AND CLOCKS	-	2,691	-
GRP 931	SPECIAL TRANSACTIONS AND COMMODITIES	222	71,460	122
DIV 07	COFFEE, TEA, COCOA, SPICES, AND MANUFACTURES THEREOF	-	2,097	-
DIV 24	CORK AND WOOD	-	265,127	-
DIV 32	COAL, COKE AND BRIQUETTES	-	571,276	-
DIV 51	ORGANIC CHEMICALS	-	34,965	-
DIV 62	RUBBER MANUFACTURES, N.E.S.	-	8,933	-
DIV 67	IRON AND STEEL	-	2,836	-
DIV 69	MANUFACTURES OF METAL, N.E.S.	-	87,174	-
DIV 71	POWER GENERATING MACHINERY AND EQUIPMENT	-	140,366	-
DIV 72	MACHINERY SPECIALIZED FOR PARTICULAR INDUSTRIES	27,771	992,995	27,771
DIV 74	GENERAL INDUSTRIAL MACHINERY AND EQUIPMENT, N.E.S. AND MACHINE PARTS, N.E.S.	-	788,445	-
DIV 76	TELECOMMUNICATIONS AND SOUND RECORDING AND REPRODUCING APPARATUS AND EQUIPMENT	-	34,085	-
DIV 77	ELECTRICAL MACHINERY, APPARATUS AND APPLIANCES, N.E.S. AND ELECTRICAL PARTS THEREOF	-	295,031	-
DIV 81	PREFABRICATED BUILDINGS, SANITARY, PLUMBING, HEATING AND LIGHTING FIXTURES AND FITTINGS, N.E.S.	-	3,037	-
DIV 87	PROFESSIONAL, SCIENTIFIC AND CONTROLLING INSTRUMENTS AND APPARATUS, N.E.S.	-	319,796	-
DIV 88	PHOTOGRAPHIC APPARATUS, EQUIPMENT AND SUPPLIED AND OPTICAL GOODS, N.E.S., WATCHES AND CLOCKS	-	2,691	-
DIV 93	SPECIAL TRANSACTIONS AND COMMODITIES	222	71,460	122
SECT 0	FOOD AND LIVE ANIMALS	-	2,097	-
SECT 2	CRUDE MATERIALS, INEDIABLE	-	265,127	-

TABLE 8 (MODIFIED)

SABAH (FINAL)

FOREIGN TRADE : COUNTRY WITH GROUP / DIVISION & SECTION TOTALS

GROUP / DIV / SECT	EXPORT & RE EXPORTS RM FOB JAN - DEC 2021	IMPORTS RM CIF JAN - DEC 2021	RE EXPORTS RM FOB JAN - DEC 2021
SECT 3 MINERAL FUELS, LUBRICANTS, ETC.	-	571,276	-
SECT 5 CHEMICALS	-	34,965	-
SECT 6 MANUFACTURED GOODS	-	98,943	-
SECT 7 MACHINERY & TRANSPORT EQUIPMENT	27,771	2,250,922	27,771
SECT 8 MISCELLANEOUS MANUFACTURED ARTICLES	-	325,524	-
SECT 9 MISCELLANEOUS TRANSACTIONS AND COMMODITIES	222	71,460	122
TOTAL - FINLAND	27,993	3,620,314	27,893
--- FRANCE			
GRP 001 LIVE ANIMALS	-	66,207	-
GRP 012 OTHER MEAT AND EDIBLE OFFAL, FRESH, CHILLED OR FROZEN	-	5,725	-
GRP 017 MEAT AND EDIBLE MEAT OFFAL, PREPARED OR PRESERVED, N.E.S.	-	16,337	-
GRP 022 MILK AND CREAM AND MILK PRODUCTS OTHER THAN BUTTER OR CHEESE	-	380,326	-
GRP 023 BUTTER AND OTHER FATS AND OILS DERIVED FROM MILK	-	11,642	-
GRP 024 CHEESE AND CURD	-	329,622	-
GRP 025 BIRDS EGG AND EGG YOLK, FRESH, DRIED OR OTHERWISE PRESERVED, SWEETENED OR NOT; EGG ALBUMIN	-	71,113	-
GRP 034 FISH, FRESH(LIVE OR DEAD), CHILLED OR FROZEN	-	2,571	-
GRP 048 CEREAL PREPARATIONS AND PREPARATION OF FLOUR OR STARCH OF FRUITS OR VEGETABLES	-	89,707	-
GRP 054 VEGETABLES, FRESH, CHILLED, FROZEN OR SIMPLY PRESERVED	-	508	-
GRP 057 FRUITS AND NUTS (NOT INCLUDING OIL NUTS), FRESH OR DRIED	-	540,371	-
GRP 073 CHOCOLATE AND OTHER FOOD PREPARATIONS CONTAINING COCOA, N.E.S	-	90,447	-
GRP 075 SPICES	-	73	-
GRP 098 EDIBLE PRODUCTS AND PREPARATIONS, N.E.S.	-	57,875	-
GRP 111 NON-ALCOHOLIC BEVERAGES, N.E.S.	-	496,790	-
GRP 112 ALCOHOLIC BEVERAGES	-	5,641,425	-
GRP 247 WOOD IN THE ROUGH OR ROUGHLY SQUARED	-	329,714	-
GRP 248 WOOD, SIMPLY WORKED, AND RAILWAY SLEEPERS OF WOOD	352,534	-	-
GRP 269 WORN CLOTHING AND OTHER WORN TEXTILE ARTICLES ;RAGS	-	26,225	-
GRP 334 PETROLEUM PRODUCTS, REFINED	-	234,863	-
GRP 522 INORGANIC CHEMICAL ELEMENTS, OXIDES AND HALOGEN SALTS	-	9,241	-
GRP 523 METALLIC SALTS AND PEROXYSALTS, OF INORGANIC ACIDS	-	18,642	-
GRP 525 RADIO-ACTIVE AND ASSOCIATED MATERIALS	-	3,830	-
GRP 553 PERFUMERY, COSMETICS AND TOILET PREPARATIONS	-	644,670	-
GRP 554 SOAP, CLEANSING AND POLISHING PREPARATIONS	-	11,782	-
GRP 572 POLYMER OF STYRENE, IN PRIMARY FORMS	-	302,904	-

TABLE 8 (MODIFIED)

SABAH (FINAL)

FOREIGN TRADE : COUNTRY WITH GROUP / DIVISION & SECTION TOTALS

GROUP / DIV / SECT	EXPORT & RE EXPORTS	IMPORTS	RE EXPORTS
	RM FOB JAN - DEC 2021	RM CIF JAN - DEC 2021	RM FOB JAN - DEC 2021
GRP 575 OTHER PLASTICS, IN PRIMARY FORMS	-	172,941	-
GRP 581 TUBES, PIPES AND HOSES OF PLASTICS	-	12,318	-
GRP 582 PLATES, SHEETS, FILM, COIL AND STRIP OF PLASTICS	-	5,950	-
GRP 592 STARCHES, INULIN AND WHEAT GLUTEN; ALBUMINOIDAL SUBSTANCES; GLUES	-	1,124,639	-
GRP 597 PREPARED ADDITIVES FOR MINERAL OILS; LUBRICATING PREPARATIONS	-	6,415	-
GRP 598 MISCELLANEOUS CHEMICAL PRODUCTS, N.E.S.	-	450,259	-
GRP 612 MANUFACTURES OF LEATHER OR OF COMPOSITION LEATHER, N.E.S. SADDLERY, HARNESS	-	17,955	-
GRP 621 MATERIALS OF RUBBER	-	17,414	-
GRP 625 RUBBER TYRES, INTERCHANGEABLE TRYE TREADS, INNER TUBES AND TYRE FLABS	-	28,593	-
GRP 629 ARTICLES OF RUBBER, N.E.S	-	217,913	-
GRP 635 WOOD MANUFACTURES, N.E.S.	2,719,407	-	-
GRP 641 PAPER AND PAPERBOARD	-	2,382,697	-
GRP 657 SPECIAL YARNS, TEXTILE FABRICS AND RELATED PRODUCTS	-	4,882	-
GRP 658 MADE-UP ARTICLES, WHOLLY OR CHIEFLY OF TEXTILE MATERIALS, N.E.S.	-	2,922	-
GRP 663 MINERAL MANUFACTURES, N.E.S.	-	4,218	-
GRP 665 GLASSWARE	-	489,114	-
GRP 675 FLAT-ROLLED PRODUCTS OF ALLOY STEEL	-	26,350	-
GRP 679 TUBES, PIPES AND HOLLOW PROFILES, AND TUBES OR PIPE FITTINGS, OF IRON OR STEEL	-	568,040	-
GRP 682 COPPER (INCLUDING ALLOYS)	-	1,663,609	-
GRP 684 ALUMINIUM (INCLUDING ALLOYS)	-	2,098	-
GRP 692 METAL CONTAINERS FOR STORAGE OR TRANSPORT	-	567,000	-
GRP 693 WIRE PRODUCTS (EXCLUDING INSULATED ELECTRICAL WIRING) AND FENCING GRILLS	-	17,798	-
GRP 694 NAILS, SCREWS, NUTS, BOLTS, RIVETS AND THE LIKE, OF IRON, STEEL, COPPER OR ALUMINIUM	-	137,803	-
GRP 695 TOOLS FOR USE IN THE HAND OR IN MACHINES	-	350,600	-
GRP 699 MANUFACTURES OF BASE METAL, N.E.S.	-	239,466	-
GRP 713 INTERNAL COMBUSTION PISTON ENGINES, AND PARTS THEREOF, N.E.S.	-	746,859	-
GRP 714 ENGINES AND MOTORS, NON-ELECTRIC, AND PARTS, N.E.S.	-	10,960,549	-
GRP 716 ROTATING ELECTRIC PLANT AND PARTS THEREOF, N.E.S.	-	60,558	-
GRP 718 OTHER POWER GENERATING MACHINERY AND PARTS THEREOF, N.E.S.	-	5,919	-
GRP 721 AGRICULTURAL MACHINERY (EXCLUDING TRACTORS) AND PARTS THEREOF	-	148,115	-
GRP 723 CIVIL ENGINEERING AND CONTRACTORS' PLANT AND EQUIPMENT	-	1,599,272	-
GRP 727 FOOD-PROCESSING MACHINES (EXCLUDING DOMESTIC)	-	10,005	-
GRP 728 OTHER MACHINERY AND EQUIPMENT SPECIALIZED FOR PARTICULAR INDUSTRIES, AND PARTS THEREOF, N.E.S.	-	823,946	-
GRP 731 MACHINE-TOOLS WORKING BY REMOVING METAL OR OTHER MATERIAL	-	58,216	-

TABLE 8 (MODIFIED)

SABAH (FINAL)

FOREIGN TRADE : COUNTRY WITH GROUP / DIVISION & SECTION TOTALS

GROUP / DIV / SECT	EXPORT & RE EXPORTS		IMPORTS	RE EXPORTS
	RM FOB	RM CIF	RM CIF	RM FOB
	JAN - DEC 2021	JAN - DEC 2021	JAN - DEC 2021	JAN - DEC 2021
GRP 737 METALWORKING MACHINERY (OTHER THAN MACHINE-TOOLS), AND PARTS THEROF, N.E.S.	-	22,250	-	-
GRP 741 HEATING AND COOLING EQUIPMENT AND PARTS THEREOF, N.E.S.	-	650,743	-	-
GRP 742 PUMPS FOR LIQUIDS, LIQUID ELEVATORS AND PARTS	-	162,441	-	-
GRP 743 PUMPS (OTHER THAN PUMPS FOR LIQUIDS) AND COMPRESSORS AND FANS; CENTRIFUGES; FILTERING OR PURIFYING APPARATUS	-	1,092,488	-	-
GRP 744 MECHANICAL HANDLING EQUIPMENT, AND PARTS THEREOF, N.E.S.	-	56,785	-	-
GRP 746 BALL OR ROLLER BEARINGS	-	74,816	-	-
GRP 747 TAPS, COCKS, VALVES AND SIMILAR APPLIANCE	7,183	5,452,678	7,183	-
GRP 748 TRANSMISSION SHAFTS AND CRANKS; BEARING HOUSINGS AND PARTS THEREOF	-	327,623	-	-
GRP 749 NON-ELECTRIC PARTS AND ACCESSORIES OF MACHINERY, N.E.S.	-	1,765,615	-	-
GRP 751 OFFICE MACHINES	-	28,247	-	-
GRP 752 AUTOMATIC DATA PROCESSING MACHINES AND UNITS THEREOF	-	226,652	-	-
GRP 759 PARTS AND ACCESSORIES FOR USE WITHIN GROUPS 751 AND 752	-	50,324	-	-
GRP 764 TELECOMMUNICATIONS EQUIPMENTS, N.E.S.; THEIR PARTS, AND ACCESSORIES USED IN DIVISION 76	-	64,495	-	-
GRP 771 ELECTRIC POWER MACHINERY (OTHER THAN ROTATING ELECTRIC PLANT), AND PARTS THEREOF	-	275,783	-	-
GRP 772 ELECTRICAL APPARATUS, RESISTOR, SWITBOARD AND CONTROL PANELS N.E.S., AND PARTS N.E.S.	-	770,050	-	-
GRP 773 EQUIPMENT FOR DISTRIBUTING ELECTRICITY, N.E.S.	-	2,369,872	-	-
GRP 774 ELECTRO-DIAGNOSTIC APPARATUS FOR MEDICAL, SURGICAL, DENTAL OR VETERINARY SCIENCES AND RADIOLOGICAL APPARATUS	-	13,196	-	-
GRP 775 HOUSEHOLD TYPE, ELECTRICAL AND NON- ELECTRICAL EQUIPMENT, N.E.S.	-	21,568	-	-
GRP 776 THERMIONIC VALVES AND TUBES; PHOTOCELLS; ETC., AND PARTS THEREOF, N.E.S.	-	26,123	-	-
GRP 778 ELECTRICAL MACHINERY AND APPARATUS, N.E.S.	-	498,769	-	-
GRP 781 MOTOR CARS AND OTHER MOTOR VEHICLES FOR THE TRANSPORT OF PERSONS	-	201,798	-	-
GRP 784 PARTS AND ACCESSORIES, OF THE MOTOR VEHICLES FALLING WITHIN GROUP 722, 781, 782 OR 783	-	10,728	-	-
GRP 785 MOTORCYCLES, AND CYCLES, MOTORIZED AND NON-MOTORIZED; INVALID CARRIAGES	-	46,878	-	-
GRP 792 AIRCRAFT AND ASSOCIATED EQUIPMENT, SPACECRAFTS AND SPACECRAFT LAUNCH VEHICLES AND PARTS	4,111	1,293,936	4,111	-
GRP 813 LIGHTING FIXTURES AND FITTINGS, N.E.S.	-	10,287	-	-
GRP 831 TRAVEL GOODS, HANDBAGS AND SIMILAR CONTAINERS	-	213,961	-	-
GRP 841 MEN'S OR BOYS' COATS, CAPES, JACKETS, SUITS, BLAZERS, TROUSERS, UNDERWEAR, ETC., OF TEXTILE FABRICS, NOT KNITTED OR CROCHETED	-	31,511	-	-
GRP 842 WOMEN'S AND GIRLS' COATS, CAPES, JACKETS, SUITS, BLAZERS, TROUSERS, SHORTS AND SIMILAR ARTICLES OF TEXTILE FABRICS, NOT KNITTED OR CROCHETED	-	54,742	-	-
GRP 844 WOMEN'S AND GIRLS' COATS, CAPES, JACKETS, SUITS, BLAZERS, TROUSERS, SHORTS AND SIMILAR ARTICLES OF TEXTILE FABRICS, KNITTED OR CROCHETED	-	6,952	-	-
GRP 845 ARTICLES OF APPAREL, OF TEXTILE FABRICS, WHETHER OR NOT KNITTED OR CROCHETED, N.E.S.	-	29,735	-	-
GRP 846 CLOTHING ACCESSORIES, OF TEXTILE FABRICS, WHETHER OR NOT KNITTED OR CROCHETED	-	22,576	-	-

TABLE 8 (MODIFIED)

SABAH (FINAL)

FOREIGN TRADE : COUNTRY WITH GROUP / DIVISION & SECTION TOTALS

GROUP / DIV / SECT	EXPORT & RE EXPORTS	IMPORTS	RE EXPORTS
	RM FOB JAN - DEC 2021	RM CIF JAN - DEC 2021	RM FOB JAN - DEC 2021
GRP 848 ARTICLES OF APPAREL AND CLOTHING ACCESSORIES OF OTHER THAN TEXTILE FABRICS, HEADGEAR OF ALL MATERIALS	-	33,808	-
GRP 851 FOOTWEAR	-	32,843	-
GRP 873 METERS AND COUNTERS, N.E.S.	115,682	-	115,682
GRP 874 MEASURING, CHECKING, ANALYSING AND CONTROLLING INSTRUMENTS AND APPARATUS N.E.S.	367,666	13,911,043	367,666
GRP 881 PHOTOGRAPHIC APPARATUS AND EQUIPMENT, N.E.S.	-	3,134	-
GRP 884 OPTICAL GOODS, N.E.S.	-	2,487	-
GRP 885 WATCHES AND CLOCKS	-	3,081	-
GRP 892 PRINTED MATTER	-	16,646	-
GRP 893 ARTICLES, N.E.S OF PLASTICS	-	9,116	-
GRP 897 JEWELLERY, GOLDSMITHS' AND SILVERSMITHS' WARES AND OTHER ARTICLES OF PRECIOUS OR SEMI-PRECIOUS MATERIALS, N.E.S.	-	141,799	-
GRP 898 MUSICAL INSTRUMENTS AND PARTS AND ACCESSORIES THEREOF	-	35,891	-
GRP 899 MISCELLANEOUS MANUFACTURED ARTICLES, N.E.S.	-	2,701	-
GRP 931 SPECIAL TRANSACTIONS AND COMMODITIES	79,419	837,661	79,146
DIV 00 LIVE ANIMALS	-	66,207	-
DIV 01 MEAT AND MEAT PREPARATIONS	-	22,062	-
DIV 02 DAIRY PRODUCT AND BIRDS EGGS	-	792,703	-
DIV 03 FISH, CRUSTACEANS AND MOLLUSCS, AND PREPARATIONS THEREOF	-	2,571	-
DIV 04 CEREALS AND CEREAL PREPARATIONS	-	89,707	-
DIV 05 VEGETABLES AND FRUITS	-	540,879	-
DIV 07 COFFEE, TEA, COCOA, SPICES, AND MANUFACTURES THEREOF	-	90,520	-
DIV 09 MISCELLANEOUS EDIBLE PRODUCTS AND PREPARATIONS	-	57,875	-
DIV 11 BEVERAGES	-	6,138,215	-
DIV 24 CORK AND WOOD	352,534	329,714	-
DIV 26 TEXTILE FIBRES(OTHER THAN WOOL TOPS) AND THEIR WASTES (NOT MANUFACTURED INTO YARN OR FABRICS)	-	26,225	-
DIV 33 PETROLEUM, PETROLEUM PRODUCTS AND RELATED MATERIALS	-	234,863	-
DIV 52 INORGANIC CHEMICALS	-	31,713	-
DIV 55 ESSENTIAL OILS AND RESINOIDS AND PERFUME MATERIALS; TOILET, POLISHING AND CLEANSING PREPARATIONS	-	656,452	-
DIV 57 PLASTICS IN PRIMARY FORMS	-	475,845	-
DIV 58 PLASTICS IN NON-PRIMARY FORMS	-	18,268	-
DIV 59 CHEMICAL MATERIALS AND PRODUCTS, N.E.S.	-	1,581,313	-
DIV 61 LEATHER, LEATHER MANUFACTURES, N.E.S. AND DRESSED FURSKINS	-	17,955	-
DIV 62 RUBBER MANUFACTURES, N.E.S.	-	263,920	-
DIV 63 CORK AND WOOD MANUFACTURES (EXCLUDING FURNITURE)	2,719,407	-	-

TABLE 8 (MODIFIED)

SABAH (FINAL)

FOREIGN TRADE : COUNTRY WITH GROUP / DIVISION & SECTION TOTALS

GROUP / DIV / SECT	EXPORT & RE EXPORTS RM FOB JAN - DEC 2021	IMPORTS RM CIF JAN - DEC 2021	RE EXPORTS RM FOB JAN - DEC 2021
DIV 64 PAPER, PAPERBOARD, AND ARTICLES OF PAPER PULP, OF PAPER OR PAPERBOARD	-	2,382,697	-
DIV 65 TEXTILE YARN, FABRICS, MADE-UP ARTICLES, N.E.S. AND RELATED PRODUCTS	-	7,804	-
DIV 66 NON-METALLIC MINERAL MANUFACTURES N.E.S.	-	493,332	-
DIV 67 IRON AND STEEL	-	594,390	-
DIV 68 NON-FERROUS METALS	-	1,665,707	-
DIV 69 MANUFACTURES OF METAL, N.E.S.	-	1,312,667	-
DIV 71 POWER GENERATING MACHINERY AND EQUIPMENT	-	11,773,885	-
DIV 72 MACHINERY SPECIALIZED FOR PARTICULAR INDUSTRIES	-	2,581,338	-
DIV 73 METALWORKING MACHINERY	-	80,466	-
DIV 74 GENERAL INDUSTRIAL MACHINERY AND EQUIPMENT, N.E.S. AND MACHINE PARTS, N.E.S.	7,183	9,583,189	7,183
DIV 75 OFFICE MACHINES AND AUTOMATIC DATA PROCESSING EQUIPMENT	-	305,223	-
DIV 76 TELECOMMUNICATIONS AND SOUND RECORDING AND REPRODUCING APPARATUS AND EQUIPMENT	-	64,495	-
DIV 77 ELECTRICAL MACHINERY, APPARATUS AND APPLIANCES, N.E.S. AND ELECTRICAL PARTS THEREOF	-	3,975,361	-
DIV 78 ROAD VEHICLES (INCLUDING AIR - CUSHION VEHICLES)	-	259,404	-
DIV 79 OTHERS TRANSPORT EQUIPMENT	4,111	1,293,936	4,111
DIV 81 PREFABRICATED BUILDINGS, SANITARY, PLUMBING, HEATING AND LIGHTING FIXTURES AND FITTINGS, N.E.S.	-	10,287	-
DIV 83 TRAVEL GOODS, HANDBAGS AND SIMILAR CONTAINERS	-	213,961	-
DIV 84 ARTICLES OF APPAREL AND CLOTHING ACCESSORIES	-	179,324	-
DIV 85 FOOTWEAR	-	32,843	-
DIV 87 PROFESSIONAL, SCIENTIFIC AND CONTROLLING INSTRUMENTS AND APPARATUS, N.E.S.	483,348	13,911,043	483,348
DIV 88 PHOTOGRAPHIC APPARATUS, EQUIPMENT AND SUPPLIED AND OPTICAL GOODS, N.E.S., WATCHES AND CLOCKS	-	8,702	-
DIV 89 MISCELLANEOUS MANUFACTURED ARTICLES, N.E.S.	-	206,153	-
DIV 93 SPECIAL TRANSACTIONS AND COMMODITIES	79,419	837,661	79,146
SECT 0 FOOD AND LIVE ANIMALS	-	1,662,524	-
SECT 1 BEVERAGES AND TOBACCO	-	6,138,215	-
SECT 2 CRUDE MATERIALS, INEDIABLE	352,534	355,939	-
SECT 3 MINERAL FUELS, LUBRICANTS, ETC.	-	234,863	-
SECT 5 CHEMICALS	-	2,763,591	-
SECT 6 MANUFACTURED GOODS	2,719,407	6,738,472	-
SECT 7 MACHINERY & TRANSPORT EQUIPMENT	11,294	29,917,297	11,294
SECT 8 MISCELLANEOUS MANUFACTURED ARTICLES	483,348	14,562,313	483,348
SECT 9 MISCELLANEOUS TRANSACTIONS AND COMMODITIES	79,419	837,661	79,146
TOTAL - FRANCE	3,646,002	63,210,875	573,788

TABLE 8 (MODIFIED)

SABAH (FINAL)

FOREIGN TRADE : COUNTRY WITH GROUP / DIVISION & SECTION TOTALS

GROUP / DIV / SECT	EXPORT & RE EXPORTS RM FOB JAN - DEC 2021	IMPORTS RM CIF JAN - DEC 2021	RE EXPORTS RM FOB JAN - DEC 2021	
--- GABON				
GRP 625	RUBBER TYRES, INTERCHANGEABLE TRYE TREADS, INNER TUBES AND TYRE FLABS	17,933	-	17,933
GRP 634	veneers, PLYWOOD, PARTICLE BOARD, AND OTHER WOOD, WORKED, N.E.S.	-	89,306	-
GRP 641	PAPER AND PAPERBOARD	333,158	-	-
GRP 695	TOOLS FOR USE IN THE HAND OR IN MACHINES	59,018	-	59,018
GRP 699	MANUFACTURES OF BASE METAL, N.E.S.	20,275	-	20,275
GRP 713	INTERNAL COMBUSTION PISTON ENGINES, AND PARTS THEREOF, N.E.S.	32,414	-	32,414
GRP 723	CIVIL ENGINEERING AND CONTRACTORS' PLANT AND EQUIPMENT	410,206	-	410,206
GRP 728	OTHER MACHINERY AND EQUIPMENT SPECIALIZED FOR PARTICULAR INDUSTRIES, AND PARTS THEREOF, N.E.S.	776,368	-	776,368
GRP 742	PUMPS FOR LIQUIDS, LIQUID ELEVATORS AND PARTS	26,015	-	26,015
GRP 748	TRANSMISSION SHAFTS AND CRANKS; BEARING HOUSINGS AND PARTS THEREOF	58,535	-	58,535
GRP 784	PARTS AND ACCESSORIES, OF THE MOTOR VEHICLES FALLING WITHIN GROUP 722, 781, 782 OR 783	45,420	-	45,420
GRP 874	MEASURING, CHECKING, ANALYSING AND CONTROLLING INSTRUMENTS AND APPARATUS N.E.S.	3,844,164	-	3,844,164
GRP 893	ARTICLES, N.E.S. OF PLASTICS	2,657	-	2,657
GRP 931	SPECIAL TRANSACTIONS AND COMMODITIES	10,443	1,280	10,443
DIV 62	RUBBER MANUFACTURES, N.E.S.	17,933	-	17,933
DIV 63	CORK AND WOOD MANUFACTURES (EXCLUDING FURNITURE)	-	89,306	-
DIV 64	PAPER, PAPERBOARD, AND ARTICLES OF PAPER PULP, OF PAPER OR PAPERBOARD	333,158	-	-
DIV 69	MANUFACTURES OF METAL, N.E.S.	79,293	-	79,293
DIV 71	POWER GENERATING MACHINERY AND EQUIPMENT	32,414	-	32,414
DIV 72	MACHINERY SPECIALIZED FOR PARTICULAR INDUSTRIES	1,186,574	-	1,186,574
DIV 74	GENERAL INDUSTRIAL MACHINERY AND EQUIPMENT, N.E.S. AND MACHINE PARTS, N.E.S.	84,550	-	84,550
DIV 78	ROAD VEHICLES (INCLUDING AIR - CUSHION VEHICLES)	45,420	-	45,420
DIV 87	PROFESSIONAL, SCIENTIFIC AND CONTROLLING INSTRUMENTS AND APPARATUS, N.E.S.	3,844,164	-	3,844,164
DIV 89	MISCELLANEOUS MANUFACTURED ARTICLES, N.E.S.	2,657	-	2,657
DIV 93	SPECIAL TRANSACTIONS AND COMMODITIES	10,443	1,280	10,443
SECT 6	MANUFACTURED GOODS	430,384	89,306	97,226
SECT 7	MACHINERY & TRANSPORT EQUIPMENT	1,348,958	-	1,348,958
SECT 8	MISCELLANEOUS MANUFACTURED ARTICLES	3,846,821	-	3,846,821
SECT 9	MISCELLANEOUS TRANSACTIONS AND COMMODITIES	10,443	1,280	10,443
	TOTAL - GABON	5,636,606	90,586	5,303,448
--- GEORGIA				
GRP 422	OTHER FIXED VEGETABLE OILS, FLUID OR SOLID, CRUDE, REFINED OR PURIFIED	28,844,561	-	-
GRP 679	TUBES, PIPES AND HOLLOW PROFILES, AND TUBES OR PIPE FITTINGS, OF IRON OR STEEL	-	7,225	-

TABLE 8 (MODIFIED)

SABAH (FINAL)

FOREIGN TRADE : COUNTRY WITH GROUP / DIVISION & SECTION TOTALS

GROUP / DIV / SECT	EXPORT & RE EXPORTS RM FOB JAN - DEC 2021	IMPORTS RM CIF JAN - DEC 2021	RE EXPORTS RM FOB JAN - DEC 2021
GRP 699 MANUFACTURES OF BASE METAL, N.E.S.	-	6,930	-
GRP 741 HEATING AND COOLING EQUIPMENT AND PARTS THEREOF, N.E.S.	-	7,833	-
GRP 743 PUMPS (OTHER THAN PUMPS FOR LIQUIDS) AND COMPRESSORS AND FANS; CENTRIFUGES; FILTERING OR PURIFYING APPARATUS	-	29,440	-
GRP 874 MEASURING, CHECKING, ANALYSING AND CONTROLLING INSTRUMENTS AND APPARATUS N.E.S.	-	6,033	-
GRP 885 WATCHES AND CLOCKS	-	6,354	-
GRP 931 SPECIAL TRANSACTIONS AND COMMODITIES	20	13,809	20
DIV 42 FIXED VEGETABLE OILS AND FATS, CRUDE, REFINED OR FRACTIONATED	28,844,561	-	-
DIV 67 IRON AND STEEL	-	7,225	-
DIV 69 MANUFACTURES OF METAL, N.E.S.	-	6,930	-
DIV 74 GENERAL INDUSTRIAL MACHINERY AND EQUIPMENT, N.E.S. AND MACHINE PARTS, N.E.S.	-	37,273	-
DIV 87 PROFESSIONAL, SCIENTIFIC AND CONTROLLING INSTRUMENTS AND APPARATUS, N.E.S.	-	6,033	-
DIV 88 PHOTOGRAPHIC APPARATUS, EQUIPMENT AND SUPPLIED AND OPTICAL GOODS, N.E.S., WATCHES AND CLOCKS	-	6,354	-
DIV 93 SPECIAL TRANSACTIONS AND COMMODITIES	20	13,809	20
SECT 4 ANIMAL AND VEGETABLE OILS AND FATS	28,844,561	-	-
SECT 6 MANUFACTURED GOODS	-	14,155	-
SECT 7 MACHINERY & TRANSPORT EQUIPMENT	-	37,273	-
SECT 8 MISCELLANEOUS MANUFACTURED ARTICLES	-	12,387	-
SECT 9 MISCELLANEOUS TRANSACTIONS AND COMMODITIES	20	13,809	20
TOTAL - GEORGIA	28,844,581	77,624	20
--- GERMANY, FEDERAL REPUBLIC OF			
GRP 012 OTHER MEAT AND EDIBLE OFFAL, FRESH, CHILLED OR FROZEN	-	113,759	-
GRP 022 MILK AND CREAM AND MILK PRODUCTS OTHER THAN BUTTER OR CHEESE	-	1,315,661	-
GRP 023 BUTTER AND OTHER FATS AND OILS DERIVED FROM MILK	-	7,028	-
GRP 024 CHEESE AND CURD	-	1,388,544	-
GRP 048 CEREAL PREPARATIONS AND PREPARATION OF FLOUR OR STARCH OF FRUITS OR VEGETABLES	-	382,513	-
GRP 054 VEGETABLES, FRESH, CHILLED, FROZEN OR SIMPLY PRESERVED	-	671,245	-
GRP 056 VEGETABLES, ROOT AND TUBERS, PREPARED OR PRESERVED, N.E.S.	-	7,546	-
GRP 058 FRUITS, PRESERVED, AND FRUIT PREPARATIONS (EXCLUDING FRUIT JUICES)	-	68,400	-
GRP 062 SUGAR CONFECTIONERY	-	30,412	-
GRP 071 COFFEE AND COFFEE SUBSTITUTES	-	10,067	-
GRP 073 CHOCOLATE AND OTHER FOOD PREPARATIONS CONTAINING COCOA, N.E.S	-	678,973	-
GRP 081 FEEDING STUFF FOR ANIMALS (NOT INCLUDING UNMILLED CEREALS)	-	559,510	-
GRP 098 EDIBLE PRODUCTS AND PREPARATIONS, N.E.S.	-	43,182	-

TABLE 8 (MODIFIED)

SABAH (FINAL)

FOREIGN TRADE : COUNTRY WITH GROUP / DIVISION & SECTION TOTALS

GROUP / DIV / SECT	EXPORT & RE EXPORTS	IMPORTS	RE EXPORTS
	RM FOB JAN - DEC 2021	RM CIF JAN - DEC 2021	RM FOB JAN - DEC 2021
GRP 112 ALCOHOLIC BEVERAGES	-	303,112	-
GRP 122 TOBACCO, MANUFACTURED (WHETHER OR NOT CONTAINING TOBACCO SUBSTITUTES)	-	617,389	-
GRP 247 WOOD IN THE ROUGH OR ROUGHLY SQUARED	-	69,225	-
GRP 248 WOOD, SIMPLY WORKED, AND RAILWAY SLEEPERS OF WOOD	2,040,675	1,988,582	-
GRP 273 STONE, SAND AND GRAVEL	-	3,966	-
GRP 278 OTHER CRUDE MINERALS	-	5,974,254	-
GRP 292 CRUDE VEGETABLE MATERIALS, N.E.S.	-	3,757	-
GRP 334 PETROLEUM PRODUCTS, REFINED	-	227,821	-
GRP 525 RADIO-ACTIVE AND ASSOCIATED MATERIALS	-	39,422	-
GRP 533 PIGMENTS, PAINTS, VARNISHES AND RELATED MATERIALS	-	129,645	-
GRP 541 MEDICINAL AND PHARMACEUTICAL PRODUCTS, OTHER THAN MEDICAMENTS OF GROUP 542	-	2,900	-
GRP 542 MEDICAMENTS (INCLUDING VETERINARY MEDICAMENTS)	-	52,249	-
GRP 553 PERFUMERY, COSMETICS AND TOILET PREPARATIONS	-	270,301	-
GRP 554 SOAP, CLEANSING AND POLISHING PREPARATIONS	-	35,513	-
GRP 562 FERTILIZERS, MANUFACTURED	-	8,302,645	-
GRP 574 POLYACETALS, OTHER POLYETHERS AND EPOXIDE RESINS, IN PRIMARY FORMS	-	128,024	-
GRP 575 OTHER PLASTICS, IN PRIMARY FORMS	-	104,251	-
GRP 581 TUBES, PIPES AND HOSES OF PLASTICS	-	97,142	-
GRP 582 PLATES, SHEETS, FILM, COIL AND STRIP OF PLASTICS	-	13,321	-
GRP 591 DISINFECTANTS, INSECTICIDES, FUNGICIDES, WEED KILLERS, ANTI-SPROUTING PRODUCTS, ETC.	-	5,720	-
GRP 592 STARCHES, INULIN AND WHEAT GLUTEN; ALBUMINOIDAL SUBSTANCES; GLUES	-	280,015	-
GRP 593 EXPLOSIVES AND PYROTECHNIC PRODUCTS	-	241,855	-
GRP 597 PREPARED ADDITIVES FOR MINERAL OILS; LUBRICATING PREPARATIONS	-	98,852	-
GRP 598 MISCELLANEOUS CHEMICAL PRODUCTS, N.E.S.	-	1,806,809	-
GRP 621 MATERIALS OF RUBBER	-	467,460	-
GRP 625 RUBBER TYRES, INTERCHANGEABLE TRYE TREADS, INNER TUBES AND TYRE FLABS	-	85,429	-
GRP 629 ARTICLES OF RUBBER, N.E.S	-	1,252,191	-
GRP 634 VENEERS, PLYWOOD, PARTICLE BOARD, AND OTHER WOOD, WORKED, N.E.S.	543,453	3,703	-
GRP 635 WOOD MANUFACTURES, N.E.S.	-	18,299	-
GRP 641 PAPER AND PAPERBOARD	-	190,441	-
GRP 642 PAPER AND PAPERBOARD, CUT TO SIZE OR SHAPE, AND ARTICLES OF PAPER OR PAPERBOARD	-	56,991	-
GRP 656 TULLES, LACE, EMBROIDERY, RIBBONS, TRIMMINGS AND OTHER SMALL WARES	-	2,332	-
GRP 657 SPECIAL YARNS, TEXTILE FABRICS AND RELATED PRODUCTS	-	45,653	-
GRP 658 MADE-UP ARTICLES, WHOLLY OR CHIEFLY OF TEXTILE MATERIALS, N.E.S.	-	33,507	-

TABLE 8 (MODIFIED)

SABAH (FINAL)

FOREIGN TRADE : COUNTRY WITH GROUP / DIVISION & SECTION TOTALS

GROUP / DIV / SECT	EXPORT & RE EXPORTS	IMPORTS	RE EXPORTS
	RM FOB JAN - DEC 2021	RM CIF JAN - DEC 2021	RM FOB JAN - DEC 2021
GRP 662 CLAY CONSTRUCTION MATERIALS AND REFRACTORY CONSTRUCTION MATERIALS	-	222,591	-
GRP 663 MINERAL MANUFACTURES, N.E.S.	-	29,194	-
GRP 675 FLAT-ROLLED PRODUCTS OF ALLOY STEEL	-	135,545	-
GRP 676 IRON AND STEEL BARS, RODS, ANGLES, SHAPES AND SECTIONS (INCLUDING SHEET PILING)	-	22,326	-
GRP 679 TUBES, PIPES AND HOLLOW PROFILES, AND TUBES OR PIPE FITTINGS, OF IRON OR STEEL	-	1,074,100	-
GRP 682 COPPER (INCLUDING ALLOYS)	-	2,682	-
GRP 684 ALUMINIUM (INCLUDING ALLOYS)	-	19,001	-
GRP 691 STRUCTURES AND PARTS OF STRUCTURES, N.E.S., OF IRON, STEEL OR ALUMINIUM	-	337,337	-
GRP 692 METAL CONTAINERS FOR STORAGE OR TRANSPORT	-	86,508	-
GRP 693 WIRE PRODUCTS (EXCLUDING INSULATED ELECTRICAL WIRING) AND FENCING GRILLS	-	54,416	-
GRP 694 NAILS, SCREWS, NUTS, BOLTS, RIVETS AND THE LIKE, OF IRON, STEEL, COPPER OR ALUMINIUM	50,922	236,139	50,922
GRP 695 TOOLS FOR USE IN THE HAND OR IN MACHINES	158,875	2,740,577	158,875
GRP 697 HOUSEHOLD EQUIPMENT OF BASE METAL, N.E.S.	-	22,915	-
GRP 699 MANUFACTURES OF BASE METAL, N.E.S.	-	671,335	-
GRP 711 STEAM OR OTHER VAPOUR GENERATING BOILERS, SUPERHEATED WATER BOILERS, AND AUXILIARY PLANT FOR USE THEREWITH; AND PARTS THEREOF	-	12,111	-
GRP 712 STEAM TURBINES AND OTHER VAPOUR TURBINES, AND PARTS THEREOF, N.E.S.	-	181,379	-
GRP 713 INTERNAL COMBUSTION PISTON ENGINES, AND PARTS THEREOF, N.E.S.	-	583,695	-
GRP 714 ENGINES AND MOTORS, NON-ELECTRIC, AND PARTS, N.E.S.	-	745,299	-
GRP 716 ROTATING ELECTRIC PLANT AND PARTS THEREOF, N.E.S.	-	598,643	-
GRP 718 OTHER POWER GENERATING MACHINERY AND PARTS THEREOF, N.E.S.	-	869,269	-
GRP 721 AGRICULTURAL MACHINERY (EXCLUDING TRACTORS) AND PARTS THEREOF	-	35,033	-
GRP 722 TRACTORS, WHETHER OR NOT FITTED WITH POWER TAKE OFFS, WINCHES OR PULLEYS	-	233,420	-
GRP 723 CIVIL ENGINEERING AND CONTRACTORS' PLANT AND EQUIPMENT	230,901	10,605,462	230,901
GRP 724 TEXTILE AND LEATHER MACHINERY, AND PARTS THEREOF, N.E.S.	-	43,415	-
GRP 727 FOOD-PROCESSING MACHINES (EXCLUDING DOMESTIC)	-	347,451	-
GRP 728 OTHER MACHINERY AND EQUIPMENT SPECIALIZED FOR PARTICULAR INDUSTRIES, AND PARTS THEREOF, N.E.S.	85,820	21,174,702	85,820
GRP 731 MACHINE-TOOLS WORKING BY REMOVING METAL OR OTHER MATERIAL	-	1,741,003	-
GRP 733 MACHINE-TOOLS FOR WORKING METAL, SINTERED METAL CARBIDES OF CERMETS, WITHOUT REMOVING MATERIAL	-	20,631	-
GRP 735 PARTS, N.E.S AND ACCESSORIES FOR USE WITH MACHINES FALLING WITHIN GRP 731 AND 733	-	51,072	-
GRP 741 HEATING AND COOLING EQUIPMENT AND PARTS THEREOF, N.E.S.	-	1,634,701	-
GRP 742 PUMPS FOR LIQUIDS, LIQUID ELEVATORS AND PARTS	-	2,633,017	-
GRP 743 PUMPS (OTHER THAN PUMPS FOR LIQUIDS) AND COMPRESSORS AND FANS; CENTRIFUGES; FILTERING OR PURIFYING APPARATUS	130,000	7,839,081	130,000
GRP 744 MECHANICAL HANDLING EQUIPMENT, AND PARTS THEREOF, N.E.S.	-	379,425	-

TABLE 8 (MODIFIED)

SABAH (FINAL)

FOREIGN TRADE : COUNTRY WITH GROUP / DIVISION & SECTION TOTALS

GROUP / DIV /SECT	EXPORT & RE EXPORTS	IMPORTS	RE EXPORTS
	RM FOB JAN - DEC 2021	RM CIF JAN - DEC 2021	RM FOB JAN - DEC 2021
GRP 745 OTHER NON-ELECTRICAL MACHINERY, TOOLS AND MECHANICAL APPARATUS, AND PARTS THEREOF, N.E.S.	-	708,393	-
GRP 746 BALL OR ROLLER BEARINGS	6,508	642,182	6,508
GRP 747 TAPS, COCKS, VALVES AND SIMILAR APPLIANCE	-	2,515,488	-
GRP 748 TRANSMISSION SHAFTS AND CRANKS; BEARING HOUSINGS AND PARTS THEREOF	6,508	5,697,528	6,508
GRP 749 NON-ELECTRIC PARTS AND ACCESSORIES OF MACHINERY, N.E.S.	908,500	4,478,043	908,500
GRP 752 AUTOMATIC DATA PROCESSING MACHINES AND UNITS THEREOF	-	953,956	-
GRP 759 PARTS AND ACCESSORIES FOR USE WITHIN GROUPS 751 AND 752	-	3,727	-
GRP 761 TELEVISION RECEIVERS WITH RADIO-BROADCAST RECEIVERS, SOUND RECORDERS OR REPRODUCERS	-	52,447	-
GRP 764 TELECOMMUNICATIONS EQUIPMENTS, N.E.S.; THEIR PARTS, AND ACCESSORIES USED IN DIVISION 76	-	2,402,050	-
GRP 771 ELECTRIC POWER MACHINERY (OTHER THAN ROTATING ELECTRIC PLANT), AND PARTS THEREOF	-	583,501	-
GRP 772 ELECTRICAL APPARATUS, RESISTOR, SWITHBOARD AND CONTROL PANELS N.E.S., AND PARTS N.E.S.	2,138	2,447,924	2,138
GRP 773 EQUIPMENT FOR DISTRIBUTING ELECTRICITY, N.E.S.	-	568,995	-
GRP 774 ELECTRO-DIAGNOSTIC APPARATUS FOR MEDICAL, SURGICAL, DENTAL OR VETERINARY SCIENCES AND RADIOLOGICAL APPARATUS	-	6,231,307	-
GRP 775 HOUSEHOLD TYPE, ELECTRICAL AND NON- ELECTRICAL EQUIPMENT, N.E.S.	-	40,927	-
GRP 776 THERMIONIC VALVES AND TUBES; PHOTOCELLS; ETC., AND PARTS THEREOF, N.E.S.	-	659,431	-
GRP 778 ELECTRICAL MACHINERY AND APPARATUS, N.E.S.	-	3,671,754	-
GRP 781 MOTOR CARS AND OTHER MOTOR VEHICLES FOR THE TRANSPORT OF PERSONS	-	21,012,698	-
GRP 782 MOTOR VEHICLES FOR THE TRANSPORT OF GOODS AND SPECIAL PURPOSE MOTOR VEHICLES	-	2,275,686	-
GRP 783 ROAD MOTOR VEHICLES, N.E.S	-	3,409,382	-
GRP 784 PARTS AND ACCESSORIES, OF THE MOTOR VEHICLES FALLING WITHIN GROUP 722, 781, 782 OR 783	3,685	193,912	3,685
GRP 785 MOTORCYCLES, AND CYCLES, MOTORIZED AND NON-MOTORIZED; INVALID CARRIAGES	-	1,448,582	-
GRP 786 TRAILERS AND SEMI-TRAILERS; OTHER VEHICLES, NOT MECHANICALLY PROPELLED; SPECIALLY DESIGNED AND EQUIPPED TRANSPORT CONTAINERS	-	7,263,272	-
GRP 792 AIRCRAFT AND ASSOCIATED EQUIPMENT, SPACECRAFTS AND SPACECRAFT LAUNCH VEHICLES AND PARTS	-	48,187	-
GRP 812 SANITARY, PLUMBING AND HEATING FIXTURES AND FITTINGS, N.E.S.	-	85,092	-
GRP 813 LIGHTING FIXTURES AND FITTINGS, N.E.S.	-	26,266	-
GRP 821 FURNITURE AND PARTS THEREOF	-	14,487	-
GRP 831 TRAVEL GOODS, HANDBAGS AND SIMILAR CONTAINERS	5,212	51,367	5,212
GRP 841 MEN'S OR BOYS' COATS, CAPES, JACKETS, SUITS, BLAZERS, TROUSERS, UNDERWEAR, ETC., OF TEXTILE FABRICS, NOT KNITTED OR CROCHETED	-	2,381	-
GRP 842 WOMEN'S AND GIRLS' COATS, CAPES, JACKETS, SUITS, BLAZERS, TROUSERS, SHORTS AND SIMILAR ARTICLES OF TEXTILE FABRICS, NOT KNITTED OR CROCHETED	4,471	13,033	2,096
GRP 843 MEN'S OR BOYS' COATS, CAPES, JACKETS, SUITS, BLAZERS, TROUSERS, SHORTS AND SIMILAR ARTICLES OF TEXTILE FABRICS, KNITTED OR CROCHETED	-	3,598	-
GRP 844 WOMEN'S AND GIRLS' COATS, CAPES, JACKETS, SUITS, BLAZERS, TROUSERS, SHORTS AND SIMILAR ARTICLES OF TEXTILE FABRICS, KNITTED OR CROCHETED	-	6,443	-

TABLE 8 (MODIFIED)

SABAH (FINAL)

FOREIGN TRADE : COUNTRY WITH GROUP / DIVISION & SECTION TOTALS

GROUP / DIV /SECT	EXPORT & RE EXPORTS	IMPORTS	RE EXPORTS
	RM FOB JAN - DEC 2021	RM CIF JAN - DEC 2021	RM FOB JAN - DEC 2021
GRP 845 ARTICLES OF APPAREL, OF TEXTILE FABRICS, WHETHER OR NOT KNITTED OR CROCHETED, N.E.S.	-	9,732	-
GRP 846 CLOTHING ACCESSORIES, OF TEXTILE FABRICS, WHETHER OR NOT KNITTED OR CROCHETED	-	10,449	-
GRP 848 ARTICLES OF APPAREL AND CLOTHING ACCESSORIES OF OTHER THAN TEXTILE FABRICS, HEADGEAR OF ALL MATERIALS	-	19,705	-
GRP 851 FOOTWEAR	2,773	32,082	2,773
GRP 871 OPTICAL INSTRUMENTS AND APPARATUS, N.E.S.	-	436,476	-
GRP 872 MEDICAL INSTRUMENTS AND APPLIANCES, N.E.S.	5,000	210,291	5,000
GRP 873 METERS AND COUNTERS, N.E.S.	194,812	367,328	194,812
GRP 874 MEASURING, CHECKING, ANALYSING AND CONTROLLING INSTRUMENTS AND APPARATUS N.E.S.	84,647	26,032,711	84,647
GRP 884 OPTICAL GOODS, N.E.S.	-	14,378	-
GRP 885 WATCHES AND CLOCKS	-	10,957	-
GRP 891 ARMS AND AMMUNITION	-	110,582	-
GRP 893 ARTICLES, N.E.S OF PLASTICS	10,424	675,732	10,424
GRP 895 OFFICE AND STATIONARY SUPPLIES, N.E.S.	-	8,168	-
GRP 898 MUSICAL INSTRUMENTS AND PARTS AND ACCESSORIES THEREOF	-	38,429	-
GRP 931 SPECIAL TRANSACTIONS AND COMMODITIES	514,605	1,703,040	513,630
DIV 01 MEAT AND MEAT PREPARATIONS	-	113,759	-
DIV 02 DAIRY PRODUCT AND BIRDS EGGS	-	2,711,233	-
DIV 04 CEREALS AND CEREAL PREPARATIONS	-	382,513	-
DIV 05 VEGETABLES AND FRUITS	-	747,191	-
DIV 06 SUGARS, SUGAR PREPARATIONS AND HONEY	-	30,412	-
DIV 07 COFFEE, TEA, COCOA, SPICES, AND MANUFACTURES THEREOF	-	689,040	-
DIV 08 FEEDING STUFF FOR ANIMALS (NOT INCLUDING UNMILLED CEREALS)	-	559,510	-
DIV 09 MISCELLANEOUS EDIBLE PRODUCTS AND PREPARATIONS	-	43,182	-
DIV 11 BEVERAGES	-	303,112	-
DIV 12 TOBACCO AND TOBACCO MANUFACTURES THEREOF	-	617,389	-
DIV 24 CORK AND WOOD	2,040,675	2,057,807	-
DIV 27 CRUDE FERTILIZERS AND CRUDE MINERALS (EXCLUDING COAL, PETROLEUM AND PRECIOUS STONES)	-	5,978,220	-
DIV 29 CRUDE ANIMAL AND VEGETABLE MATERIALS, N.E.S.	-	3,757	-
DIV 33 PETROLEUM, PETROLEUM PRODUCTS AND RELATED MATERIALS	-	227,821	-
DIV 52 INORGANIC CHEMICALS	-	39,422	-
DIV 53 DYEING, TANNING AND COLOURING MATERIALS	-	129,645	-
DIV 54 MEDICINAL AND PHARMACEUTICAL PRODUCTS	-	55,149	-
DIV 55 ESSENTIAL OILS AND RESINOIDS AND PERFUME MATERIALS; TOILET, POLISHING AND CLEANSING PREPARATIONS	-	305,814	-

TABLE 8 (MODIFIED)

SABAH (FINAL)

FOREIGN TRADE : COUNTRY WITH GROUP / DIVISION & SECTION TOTALS

GROUP / DIV / SECT	EXPORT & RE EXPORTS		IMPORTS	RE EXPORTS
	RM FOB	RM FOB	RM CIF	RM FOB
	JAN - DEC 2021		JAN - DEC 2021	JAN - DEC 2021
DIV 56	FERTILIZERS, MANUFACTURED	-	8,302,645	-
DIV 57	PLASTICS IN PRIMARY FORMS	-	232,275	-
DIV 58	PLASTICS IN NON-PRIMARY FORMS	-	110,463	-
DIV 59	CHEMICAL MATERIALS AND PRODUCTS, N.E.S.	-	2,433,251	-
DIV 62	RUBBER MANUFACTURES, N.E.S.	-	1,805,080	-
DIV 63	CORK AND WOOD MANUFACTURES (EXCLUDING FURNITURE)	543,453	22,002	-
DIV 64	PAPER, PAPERBOARD, AND ARTICLES OF PAPER PULP, OF PAPER OR PAPERBOARD	-	247,432	-
DIV 65	TEXTILE YARN, FABRICS, MADE-UP ARICLES, N.E.S. AND RELATED PRODUCTS	-	81,492	-
DIV 66	NON-METALLIC MINERAL MANUFACTURES N.E.S.	-	251,785	-
DIV 67	IRON AND STEEL	-	1,231,971	-
DIV 68	NON-FERROUS METALS	-	21,683	-
DIV 69	MANUFACTURES OF METAL, N.E.S.	209,797	4,149,227	209,797
DIV 71	POWER GENERATING MACHINERY AND EQUIPMENT	-	2,990,396	-
DIV 72	MACHINERY SPECIALIZED FOR PARTICULAR INDUSTRIES	316,721	32,439,483	316,721
DIV 73	METALWORKING MACHINERY	-	1,812,706	-
DIV 74	GENERAL INDUSTRIAL MACHINERY AND EQUIPMENT, N.E.S. AND MACHINE PARTS, N.E.S.	1,051,516	26,527,858	1,051,516
DIV 75	OFFICE MACHINES AND AUTOMATIC DATA PROCESSING EQUIPMENT	-	957,683	-
DIV 76	TELECOMMUNICATIONS AND SOUND RECORDING AND REPRODUCING APPARATUS AND EQUIPMENT	-	2,454,497	-
DIV 77	ELECTRICAL MACHINERY, APPARATUS AND APPLIANCES, N.E.S. AND ELECTRICAL PARTS THEREOF	2,138	14,203,839	2,138
DIV 78	ROAD VEHICLES (INCLUDING AIR - CUSHION VEHICLES)	3,685	35,603,532	3,685
DIV 79	OTHERS TRANSPORT EQUIPMENT	-	48,187	-
DIV 81	PREFABRICATED BUILDINGS, SANITARY, PLUMBING, HEATING AND LIGHTING FIXTURES AND FITTINGS, N.E.S.	-	111,358	-
DIV 82	FURNITURE AND PARTS THEREOF	-	14,487	-
DIV 83	TRAVEL GOODS, HANDBAGS AND SIMILAR CONTAINERS	5,212	51,367	5,212
DIV 84	ARTICLES OF APPAREL AND CLOTHING ACCESSORIES	4,471	65,341	2,096
DIV 85	FOOTWEAR	2,773	32,082	2,773
DIV 87	PROFESSIONAL, SCIENTIFIC AND CONTROLLING INSTRUMENTS AND APPARATUS, N.E.S.	284,459	27,046,806	284,459
DIV 88	PHOTOGRAPHIC APPARATUS, EQUIPMENT AND SUPPLIED AND OPTICAL GOODS, N.E.S., WATCHES AND CLOCKS	-	25,335	-
DIV 89	MISCELLANEOUS MANUFACTURED ARTICLES, N.E.S.	10,424	832,911	10,424
DIV 93	SPECIAL TRANSACTIONS AND COMMODITIES	514,605	1,703,040	513,630
SECT 0	FOOD AND LIVE ANIMALS	-	5,276,840	-
SECT 1	BEVERAGES AND TOBACCO	-	920,501	-
SECT 2	CRUDE MATERIALS, INEDIABLE	2,040,675	8,039,784	-
SECT 3	MINERAL FUELS, LUBRICANTS, ETC.	-	227,821	-

TABLE 8 (MODIFIED)

SABAH (FINAL)

FOREIGN TRADE : COUNTRY WITH GROUP / DIVISION & SECTION TOTALS

GROUP / DIV / SECT	EXPORT & RE EXPORTS RM FOB JAN - DEC 2021	IMPORTS RM CIF JAN - DEC 2021	RE EXPORTS RM FOB JAN - DEC 2021
SECT 5 CHEMICALS	-	11,608,664	-
SECT 6 MANUFACTURED GOODS	753,250	7,810,672	209,797
SECT 7 MACHINERY & TRANSPORT EQUIPMENT	1,374,060	117,038,181	1,374,060
SECT 8 MISCELLANEOUS MANUFACTURED ARTICLES	307,339	28,179,687	304,964
SECT 9 MISCELLANEOUS TRANSACTIONS AND COMMODITIES	514,605	1,703,040	513,630
TOTAL - GERMANY, FEDERAL REPUBLIC OF	4,989,929	180,805,190	2,402,451
... GHANA			
GRP 422 OTHER FIXED VEGETABLE OILS, FLUID OR SOLID, CRUDE, REFINED OR PURIFIED	209,829,716	-	-
GRP 722 TRACTORS, WHETHER OR NOT FITTED WITH POWER TAKE OFFS, WINCHES OR PULLEYS	178,600	-	178,600
GRP 723 CIVIL ENGINEERING AND CONTRACTORS' PLANT AND EQUIPMENT	53,038	-	53,038
GRP 742 PUMPS FOR LIQUIDS, LIQUID ELEVATORS AND PARTS	20,459	-	20,459
GRP 747 TAPS, COCKS, VALVES AND SIMILAR APPLIANCE	2,921	-	2,921
GRP 772 ELECTRICAL APPARATUS, RESISTOR, SWITHBOARD AND CONTROL PANELS N.E.S., AND PARTS N.E.S.	23,340	-	23,340
GRP 874 MEASURING, CHECKING, ANALYSING AND CONTROLLING INSTRUMENTS AND APPARATUS N.E.S.	15,034	-	15,034
GRP 899 MISCELLANEOUS MANUFACTURED ARTICLES, N.E.S.	-	2,088	-
GRP 931 SPECIAL TRANSACTIONS AND COMMODITIES	6,166	3,049	5,816
DIV 42 FIXED VEGETABLE OILS AND FATS, CRUDE, REFINED OR FRACTIONATED	209,829,716	-	-
DIV 72 MACHINERY SPECIALIZED FOR PARTICULAR INDUSTRIES	231,638	-	231,638
DIV 74 GENERAL INDUSTRIAL MACHINERY AND EQUIPMENT, N.E.S. AND MACHINE PARTS, N.E.S.	23,380	-	23,380
DIV 77 ELECTRICAL MACHINERY, APPARATUS AND APPLIANCES, N.E.S. AND ELECTRICAL PARTS THEREOF	23,340	-	23,340
DIV 87 PROFESSIONAL, SCIENTIFIC AND CONTROLLING INSTRUMENTS AND APPARATUS, N.E.S.	15,034	-	15,034
DIV 89 MISCELLANEOUS MANUFACTURED ARTICLES, N.E.S.	-	2,088	-
DIV 93 SPECIAL TRANSACTIONS AND COMMODITIES	6,166	3,049	5,816
SECT 4 ANIMAL AND VEGETABLE OILS AND FATS	209,829,716	-	-
SECT 7 MACHINERY & TRANSPORT EQUIPMENT	278,358	-	278,358
SECT 8 MISCELLANEOUS MANUFACTURED ARTICLES	15,034	2,088	15,034
SECT 9 MISCELLANEOUS TRANSACTIONS AND COMMODITIES	6,166	3,049	5,816
TOTAL - GHANA	210,129,274	5,137	299,208
... GREECE			
GRP 024 CHEESE AND CURD	-	4,639	-
GRP 057 FRUITS AND NUTS (NOT INCLUDING OIL FRESH OR DRIED)	-	8,053	-
GRP 058 FRUITS, PRESERVED, AND FRUIT PREPARATIONS (EXCLUDING FRUIT JUICES)	-	30,007	-
GRP 246 WOOD IN CHIPS OR PARTICLES AND WOOD WASTE	995,049	-	-

TABLE 8 (MODIFIED)

SABAH (FINAL)

FOREIGN TRADE : COUNTRY WITH GROUP / DIVISION & SECTION TOTALS

GROUP / DIV / SECT	EXPORT & RE EXPORTS	IMPORTS	RE EXPORTS
	RM FOB JAN - DEC 2021	RM CIF JAN - DEC 2021	RM FOB JAN - DEC 2021
GRP 582 PLATES, SHEETS, FILM, COIL AND STRIP OF PLASTICS	-	16,542	-
GRP 629 ARTICLES OF RUBBER, N.E.S	-	3,178	-
GRP 657 SPECIAL YARNS, TEXTILE FABRICS AND RELATED PRODUCTS	-	2,691	-
GRP 658 MADE-UP ARTICLES, WHOLLY OR CHIEFLY OF TEXTILE MATERIALS, N.E.S.	-	53,893	-
GRP 684 ALUMINIUM (INCLUDING ALLOYS)	-	33,120	-
GRP 694 NAILS, SCREWS, NUTS, BOLTS, RIVETS AND THE LIKE, OF IRON, STEEL, COPPER OR ALUMINIUM	-	9,037	-
GRP 723 CIVIL ENGINEERING AND CONTRACTORS' PLANT AND EQUIPMENT	-	3,626	-
GRP 813 LIGHTING FIXTURES AND FITTINGS, N.E.S.	-	3,805	-
GRP 874 MEASURING, CHECKING, ANALYSING AND CONTROLLING INSTRUMENTS AND APPARATUS N.E.S.	-	5,212	-
GRP 885 WATCHES AND CLOCKS	-	2,478	-
GRP 931 SPECIAL TRANSACTIONS AND COMMODITIES	543	61,087	543
DIV 02 DAIRY PRODUCT AND BIRDS EGGS	-	4,639	-
DIV 05 VEGETABLES AND FRUITS	-	38,060	-
DIV 24 CORK AND WOOD	995,049	-	-
DIV 58 PLASTICS IN NON-PRIMARY FORMS	-	16,542	-
DIV 62 RUBBER MANUFACTURES, N.E.S.	-	3,178	-
DIV 65 TEXTILE YARN, FABRICS, MADE-UP ARTICLES, N.E.S. AND RELATED PRODUCTS	-	56,584	-
DIV 68 NON-FERROUS METALS	-	33,120	-
DIV 69 MANUFACTURES OF METAL, N.E.S.	-	9,037	-
DIV 72 MACHINERY SPECIALIZED FOR PARTICULAR INDUSTRIES	-	3,626	-
DIV 81 PREFABRICATED BUILDINGS, SANITARY, PLUMBING, HEATING AND LIGHTING FIXTURES AND FITTINGS, N.E.S.	-	3,805	-
DIV 87 PROFESSIONAL, SCIENTIFIC AND CONTROLLING INSTRUMENTS AND APPARATUS, N.E.S.	-	5,212	-
DIV 88 PHOTOGRAPHIC APPARATUS, EQUIPMENT AND SUPPLIED AND OPTICAL GOODS, N.E.S., WATCHES AND CLOCKS	-	2,478	-
DIV 93 SPECIAL TRANSACTIONS AND COMMODITIES	543	61,087	543
SECT 0 FOOD AND LIVE ANIMALS	-	42,699	-
SECT 2 CRUDE MATERIALS, INEDIABLE	995,049	-	-
SECT 5 CHEMICALS	-	16,542	-
SECT 6 MANUFACTURED GOODS	-	101,919	-
SECT 7 MACHINERY & TRANSPORT EQUIPMENT	-	3,626	-
SECT 8 MISCELLANEOUS MANUFACTURED ARTICLES	-	11,495	-
SECT 9 MISCELLANEOUS TRANSACTIONS AND COMMODITIES	543	61,087	543
TOTAL - GREECE	995,592	237,368	543

TABLE 8 (MODIFIED)

SABAH (FINAL)

FOREIGN TRADE : COUNTRY WITH GROUP / DIVISION & SECTION TOTALS

GROUP / DIV / SECT	EXPORT & RE EXPORTS RM FOB JAN - DEC 2021	IMPORTS RM CIF JAN - DEC 2021	RE EXPORTS RM FOB JAN - DEC 2021
--- GUAM			
GRP 931 SPECIAL TRANSACTIONS AND COMMODITIES	90	-	90
DIV 93 SPECIAL TRANSACTIONS AND COMMODITIES	90	-	90
SECT 9 MISCELLANEOUS TRANSACTIONS AND COMMODITIES	90	-	90
TOTAL - GUAM	90	-	90
--- GUATEMALA			
GRP 075 SPICES	-	103,507	-
GRP 112 ALCOHOLIC BEVERAGES	-	3,875	-
GRP 931 SPECIAL TRANSACTIONS AND COMMODITIES	-	10,066	-
DIV 07 COFFEE, TEA, COCOA, SPICES, AND MANUFACTURES THEREOF	-	103,507	-
DIV 11 BEVERAGES	-	3,875	-
DIV 93 SPECIAL TRANSACTIONS AND COMMODITIES	-	10,066	-
SECT 0 FOOD AND LIVE ANIMALS	-	103,507	-
SECT 1 BEVERAGES AND TOBACCO	-	3,875	-
SECT 9 MISCELLANEOUS TRANSACTIONS AND COMMODITIES	-	10,066	-
TOTAL - GUATEMALA	-	117,448	-
--- GUYANA			
GRP 723 CIVIL ENGINEERING AND CONTRACTORS' PLANT AND EQUIPMENT	6,046	-	6,046
GRP 728 OTHER MACHINERY AND EQUIPMENT SPECIALIZED FOR PARTICULAR INDUSTRIES, AND PARTS THEREOF, N.E.S.	5,919	-	5,919
GRP 747 TAPS, COCKS, VALVES AND SIMILAR APPLIANCE	2,889	-	2,889
GRP 778 ELECTRICAL MACHINERY AND APPARATUS, N.E.S.	3,239	-	3,239
GRP 874 MEASURING, CHECKING, ANALYSING AND CONTROLLING INSTRUMENTS AND APPARATUS N.E.S.	8,962	-	8,962
GRP 931 SPECIAL TRANSACTIONS AND COMMODITIES	4,563	-	4,563
DIV 72 MACHINERY SPECIALIZED FOR PARTICULAR INDUSTRIES	11,965	-	11,965
DIV 74 GENERAL INDUSTRIAL MACHINERY AND EQUIPMENT, N.E.S. AND MACHINE PARTS, N.E.S.	2,889	-	2,889
DIV 77 ELECTRICAL MACHINERY, APPARATUS AND APPLIANCES, N.E.S. AND ELECTRICAL PARTS THEREOF	3,239	-	3,239
DIV 87 PROFESSIONAL, SCIENTIFIC AND CONTROLLING INSTRUMENTS AND APPARATUS, N.E.S.	8,962	-	8,962
DIV 93 SPECIAL TRANSACTIONS AND COMMODITIES	4,563	-	4,563
SECT 7 MACHINERY & TRANSPORT EQUIPMENT	18,093	-	18,093
SECT 8 MISCELLANEOUS MANUFACTURED ARTICLES	8,962	-	8,962
SECT 9 MISCELLANEOUS TRANSACTIONS AND COMMODITIES	4,563	-	4,563
TOTAL - GUYANA	31,618	-	31,618

TABLE 8 (MODIFIED)

SABAH (FINAL)

FOREIGN TRADE : COUNTRY WITH GROUP / DIVISION & SECTION TOTALS

GROUP / DIV / SECT	EXPORT & RE EXPORTS RM FOB JAN - DEC 2021	IMPORTS RM CIF JAN - DEC 2021	RE EXPORTS RM FOB JAN - DEC 2021
--- HONDURAS			
GRP 931 SPECIAL TRANSACTIONS AND COMMODITIES	-	792	-
DIV 93 SPECIAL TRANSACTIONS AND COMMODITIES	-	792	-
SECT 9 MISCELLANEOUS TRANSACTIONS AND COMMODITIES	-	792	-
TOTAL - HONDURAS	-	792	-
--- HONG KONG, SAR			
GRP 012 OTHER MEAT AND EDIBLE OFFAL, FRESH, CHILLED OR FROZEN	39,331	-	-
GRP 016 MEAT AND EDIBLE MEAT OFFAL, SALTED, IN BRINE, DRIED OR SMOKED; EDIBLE FLOURS AND MEALS OF MEAT OR MEAT OFFAL	60,000	-	-
GRP 025 BIRDS EGG AND EGG YOLK, FRESH, DRIED OR OTHERWISE PRESERVED, SWEETENED OR NOT; EGG ALBUMIN	1,423,175	-	-
GRP 034 FISH, FRESH(LIVE OR DEAD), CHILLED OR FROZEN	29,882,100	651,433	-
GRP 035 FISH, DRIED, SALTED OR IN BRINE;SMOKED FISH	262,180	27,081	-
GRP 036 CRUSTACEANS AND MOLLUSCS, FRESH, CHILLED, FROZEN, SALTED OR IN BRINE OR DRIED	61,154,937	127,407	83,460
GRP 037 FISH, CRUSTACEANS AND MOLLUSCS PREPARED OR PRESERVED, N.E.S.	5,760	79,092	-
GRP 048 CEREAL PREPARATIONS AND PREPARATION OF FLOUR OR STARCH OF FRUITS OR VEGETABLES	-	428,882	-
GRP 054 VEGETABLES, FRESH, CHILLED, FROZEN OR SIMPLY PRESERVED	262	1,888,570	-
GRP 056 VEGETABLES, ROOT AND TUBERS, PREPARED OR PRESERVED, N.E.S.	-	21,275	-
GRP 057 FRUITS AND NUTS (NOT INCLUDING OIL NUTS), FRESH OR DRIED	31,108	14,017	5,480
GRP 058 FRUITS, PRESERVED, AND FRUIT PREPARATIONS (EXCLUDING FRUIT JUICES)	-	17,579	-
GRP 061 SUGARS, MOLASSES AND HONEY	4,643	295,099	-
GRP 062 SUGAR CONFECTIONERY	-	15,067	-
GRP 074 TEA AND MATE	-	7,797	-
GRP 098 EDIBLE PRODUCTS AND PREPARATIONS, N.E.S.	74,770,541	406,832	6,600
GRP 112 ALCOHOLIC BEVERAGES	-	94,302	-
GRP 122 TOBACCO, MANUFACTURED (WHETHER OR NOT CONTAINING TOBACCO SUBSTITUTES)	-	13,713	-
GRP 248 WOOD, SIMPLY WORKED, AND RAILWAY SLEEPERS OF WOOD	5,787,338	-	-
GRP 269 WORN CLOTHING AND OTHER WORN TEXTILE ARTICLES ;RAGS	1,013,989	102,154	1,013,989
GRP 278 OTHER CRUDE MINERALS	-	16,708	-
GRP 291 CRUDE ANIMAL MATERIALS, N.E.S.	381,435	-	-
GRP 292 CRUDE VEGETABLE MATERIALS, N.E.S.	65,000	9,840	12,000
GRP 334 PETROLEUM PRODUCTS, REFINED	-	12,100	-
GRP 421 FIXED VEGETABLE OILS, 'SOFT', CRUDE, REFINED OR PURIFIED	-	2,410	-
GRP 533 PIGMENTS, PAINTS, VARNISHES AND RELATED MATERIALS	-	55,862	-
GRP 542 MEDICAMENTS (INCLUDING VETERINARY MEDICAMENTS)	2,500	475,601	2,500

TABLE 8 (MODIFIED)

SABAH (FINAL)

FOREIGN TRADE : COUNTRY WITH GROUP / DIVISION & SECTION TOTALS

GROUP / DIV / SECT	EXPORT & RE EXPORTS RM FOB JAN - DEC 2021	IMPORTS RM CIF JAN - DEC 2021	RE EXPORTS RM FOB JAN - DEC 2021
GRP 553 PERFUMERY, COSMETICS AND TOILET PREPARATIONS	52,629	-	52,629
GRP 592 STARCHES, INULIN AND WHEAT GLUTEN; ALBUMINOIDAL SUBSTANCES; GLUES	11,000	-	11,000
GRP 598 MISCELLANEOUS CHEMICAL PRODUCTS, N.E.S.	3,612,769	12,702	-
GRP 625 RUBBER TYRES, INTERCHANGEABLE TRYE TREADS, INNER TUBES AND TYRE FLABS	-	49,033	-
GRP 629 ARTICLES OF RUBBER, N.E.S	-	24,819	-
GRP 634 VENEERS, PLYWOOD, PARTICLE BOARD, AND OTHER WOOD, WORKED, N.E.S.	10,172,930	-	-
GRP 635 WOOD MANUFACTURES, N.E.S.	608,210	-	-
GRP 642 PAPER AND PAPERBOARD, CUT TO SIZE OR SHAPE, AND ARTICLES OF PAPER OR PAPERBOARD	-	2,051	-
GRP 656 TULLES, LACE, EMBROIDERY, RIBBONS, TRIMMINGS AND OTHER SMALL WARES	-	2,149	-
GRP 657 SPECIAL YARNS, TEXTILE FABRICS AND RELATED PRODUCTS	3,000	-	3,000
GRP 658 MADE-UP ARTICLES, WHOLLY OR CHIEFLY OF TEXTILE MATERIALS, N.E.S.	-	4,492	-
GRP 659 FLOOR COVERINGS, ETC.	-	8,922	-
GRP 663 MINERAL MANUFACTURES, N.E.S.	-	5,001	-
GRP 679 TUBES, PIPES AND HOLLOW PROFILES, AND TUBES OR PIPE FITTINGS, OF IRON OR STEEL	-	2,169	-
GRP 696 CUTLERY	-	4,763	-
GRP 699 MANUFACTURES OF BASE METAL, N.E.S.	-	29,529	-
GRP 713 INTERNAL COMBUSTION PISTON ENGINES, AND PARTS THEREOF, N.E.S.	7,140	380,388	7,140
GRP 714 ENGINES AND MOTORS, NON-ELECTRIC, AND PARTS, N.E.S.	-	2,448	-
GRP 723 CIVIL ENGINEERING AND CONTRACTORS' PLANT AND EQUIPMENT	-	2,072	-
GRP 724 TEXTILE AND LEATHER MACHINERY, AND PARTS THEREOF, N.E.S.	-	3,792	-
GRP 728 OTHER MACHINERY AND EQUIPMENT SPECIALIZED FOR PARTICULAR INDUSTRIES, AND PARTS THEREOF, N.E.S.	-	6,221	-
GRP 737 METALWORKING MACHINERY (OTHER THAN MACHINE-TOOLS), AND PARTS THEROF, N.E.S.	-	9,858	-
GRP 741 HEATING AND COOLING EQUIPMENT AND PARTS THEREOF, N.E.S.	-	12,879	-
GRP 742 PUMPS FOR LIQUIDS, LIQUID ELEVATORS AND PARTS	57,523	580,434	57,523
GRP 743 PUMPS (OTHER THAN PUMPS FOR LIQUIDS) AND COMPRESSORS AND FANS; CENTRIFUGES; FILTERING OR PURIFYING APPARATUS	-	116,531	-
GRP 744 MECHANICAL HANDLING EQUIPMENT, AND PARTS THEREOF, N.E.S.	-	37,200	-
GRP 746 BALL OR ROLLER BEARINGS	-	6,060	-
GRP 747 TAPS, COCKS, VALVES AND SIMILAR APPLIANCE	-	2,390	-
GRP 748 TRANSMISSION SHAFTS AND CRANKS; BEARING HOUSINGS AND PARTS THEREOF	-	29,911	-
GRP 749 NON-ELECTRIC PARTS AND ACCESSORIES OF MACHINERY, N.E.S.	-	45,510	-
GRP 751 OFFICE MACHINES	-	668,509	-
GRP 752 AUTOMATIC DATA PROCESSING MACHINES AND UNITS THEREOF	2,068	12,858	2,068
GRP 759 PARTS AND ACCESSORIES FOR USE WITHIN GROUPS 751 AND 752	-	6,741	-
GRP 761 TELEVISION RECEIVERS WITH RADIO-BROADCAST RECEIVERS, SOUND RECORDERS OR REPRODUCERS	-	3,476	-

TABLE 8 (MODIFIED)

SABAH (FINAL)

FOREIGN TRADE : COUNTRY WITH GROUP / DIVISION & SECTION TOTALS

GROUP / DIV /SECT	EXPORT & RE EXPORTS	IMPORTS	RE EXPORTS
	RM FOB JAN - DEC 2021	RM CIF JAN - DEC 2021	RM FOB JAN - DEC 2021
GRP 764 TELECOMMUNICATIONS EQUIPMENTS, N.E.S.; THEIR PARTS, AND ACCESSORIES USED IN DIVISION 76	312,061	6,601,509	312,061
GRP 771 ELECTRIC POWER MACHINERY (OTHER THAN ROTATING ELECTRIC PLANT), AND PARTS THEREOF	5,644	9,252	5,644
GRP 772 ELECTRICAL APPARATUS, RESISTOR, SWITHBOARD AND CONTROL PANELS N.E.S., AND PARTS N.E.S.	55,493	46,959	55,493
GRP 773 EQUIPMENT FOR DISTRIBUTING ELECTRICITY, N.E.S.	52,776	4,925	52,776
GRP 776 THERMIONIC VALVES AND TUBES; PHOTOCELLS; ETC., AND PARTS THEREOF, N.E.S.	-	22,418	-
GRP 778 ELECTRICAL MACHINERY AND APPARATUS, N.E.S.	-	26,049	-
GRP 781 MOTOR CARS AND OTHER MOTOR VEHICLES FOR THE TRANSPORT OF PERSONS	672,939	-	672,939
GRP 784 PARTS AND ACCESSORIES, OF THE MOTOR VEHICLES FALLING WITHIN GROUP 722, 781, 782 OR 783	-	483,872	-
GRP 785 MOTORCYCLES, AND CYCLES, MOTORIZED AND NON-MOTORIZED; INVALID CARRIAGES	-	27,983	-
GRP 792 AIRCRAFT AND ASSOCIATED EQUIPMENT, SPACECRAFTS AND SPACECRAFT LAUNCH VEHICLES AND PARTS	-	119,946	-
GRP 793 SHIPS, BOATS (INCLUDING HOVERCRAFT) AND FLOATING STRUCTURES	-	381,906	-
GRP 813 LIGHTING FIXTURES AND FITTINGS, N.E.S.	-	5,205	-
GRP 821 FURNITURE AND PARTS THEREOF	-	89,105	-
GRP 831 TRAVEL GOODS, HANDBAGS AND SIMILAR CONTAINERS	2,263	126,629	2,263
GRP 841 MEN'S OR BOYS' COATS, CAPES, JACKETS, SUITS, BLAZERS, TROUSERS, UNDERWEAR, ETC., OF TEXTILE FABRICS, NOT KNITTED OR CROCHETED	2,263	2,169	2,263
GRP 842 WOMEN'S AND GIRLS' COATS, CAPES, JACKETS, SUITS, BLAZERS, TROUSERS, SHORTS AND SIMILAR ARTICLES OF TEXTILE FABRICS, NOT KNITTED OR CROCHETED	-	10,236	-
GRP 843 MEN'S OR BOYS' COATS, CAPES, JACKETS, SUITS, BLAZERS, TROUSERS, SHORTS AND SIMILAR ARTICLES OF TEXTILE FABRICS, KNITTED OR CROCHETED	-	84,738	-
GRP 844 WOMEN'S AND GIRLS' COATS, CAPES, JACKETS, SUITS, BLAZERS, TROUSERS, SHORTS AND SIMILAR ARTICLES OF TEXTILE FABRICS, KNITTED OR CROCHETED	-	2,103	-
GRP 845 ARTICLES OF APPAREL, OF TEXTILE FABRICS, WHETHER OR NOT KNITTED OR CROCHETED, N.E.S.	-	20,850	-
GRP 846 CLOTHING ACCESSORIES, OF TEXTILE FABRICS, WHETHER OR NOT KNITTED OR CROCHETED	-	69,634	-
GRP 848 ARTICLES OF APPAREL AND CLOTHING ACCESSORIES OF OTHER THAN TEXTILE FABRICS, HEADGEAR OF ALL MATERIALS	-	5,021	-
GRP 851 FOOTWEAR	2,667	36,678	2,667
GRP 872 MEDICAL INSTRUMENTS AND APPLIANCES, N.E.S.	-	98,916	-
GRP 874 MEASURING, CHECKING, ANALYSING AND CONTROLLING INSTRUMENTS AND APPARATUS N.E.S.	58,614	321,186	58,614
GRP 884 OPTICAL GOODS, N.E.S.	-	6,222	-
GRP 885 WATCHES AND CLOCKS	870,583	161,382	870,583
GRP 892 PRINTED MATTER	-	45,630	-
GRP 893 ARTICLES, N.E.S OF PLASTICS	-	8,565	-
GRP 894 BABY CARRIAGES, TOYS, GAMES AND SPORTING GOODS	4,000	83,805	4,000
GRP 896 WORKS OF ART, COLLECTORS' PIECES AND ANTIQUES	-	18,520	-
GRP 897 JEWELLERY, GOLDSMITHS' AND SILVERSMITHS' WARES AND OTHER ARTICLES OF PRECIOUS OR SEMI-PRECIOUS MATERIALS, N.E.S.	-	35,688	-

TABLE 8 (MODIFIED)

SABAH (FINAL)

FOREIGN TRADE : COUNTRY WITH GROUP / DIVISION & SECTION TOTALS

GROUP / DIV / SECT	EXPORT & RE EXPORTS	IMPORTS	RE EXPORTS
	RM FOB JAN - DEC 2021	RM CIF JAN - DEC 2021	RM FOB JAN - DEC 2021
GRP 898 MUSICAL INSTRUMENTS AND PARTS AND ACCESSORIES THEREOF	-	15,552	-
GRP 899 MISCELLANEOUS MANUFACTURED ARTICLES, N.E.S.	-	3,093	-
GRP 931 SPECIAL TRANSACTIONS AND COMMODITIES	298,466	506,809	151,569
DIV 01 MEAT AND MEAT PREPARATIONS	99,331	-	-
DIV 02 DAIRY PRODUCT AND BIRDS EGGS	1,423,175	-	-
DIV 03 FISH, CRUSTACEANS AND MOLLUSCS, AND PREPARATIONS THEREOF	91,304,977	885,013	83,460
DIV 04 CEREALS AND CEREAL PREPARATIONS	-	428,882	-
DIV 05 VEGETABLES AND FRUITS	31,370	1,941,441	5,480
DIV 06 SUGARS, SUGAR PREPARATIONS AND HONEY	4,643	310,166	-
DIV 07 COFFEE, TEA, COCOA, SPICES, AND MANUFACTURES THEREOF	-	7,797	-
DIV 09 MISCELLANEOUS EDIBLE PRODUCTS AND PREPARATIONS	74,770,541	406,832	6,600
DIV 11 BEVERAGES	-	94,302	-
DIV 12 TOBACCO AND TOBACCO MANUFACTURES THEREOF	-	13,713	-
DIV 24 CORK AND WOOD	5,787,338	-	-
DIV 26 TEXTILE FIBRES(OTHER THAN WOOL TOPS) AND THEIR WASTES (NOT MANUFACTURED INTO YARN OR FABRICS)	1,013,989	102,154	1,013,989
DIV 27 CRUDE FERTILIZERS AND CRUDE MINERALS (EXCLUDING COAL, PETROLEUM AND PRECIOUS STONES)	-	16,708	-
DIV 29 CRUDE ANIMAL AND VEGETABLE MATERIALS, N.E.S.	446,435	9,840	12,000
DIV 33 PETROLEUM, PETROLEUM PRODUCTS AND RELATED MATERIALS	-	12,100	-
DIV 42 FIXED VEGETABLE OILS AND FATS, CRUDE, REFINED OR FRACTIONATED	-	2,410	-
DIV 53 DYEING, TANNING AND COLOURING MATERIALS	-	55,862	-
DIV 54 MEDICINAL AND PHARMACEUTICAL PRODUCTS	2,500	475,601	2,500
DIV 55 ESSENTIAL OILS AND RESINOIDS AND PERFUME MATERIALS; TOILET, POLISHING AND CLEANSING PREPARATIONS	52,629	-	52,629
DIV 59 CHEMICAL MATERIALS AND PRODUCTS, N.E.S.	3,623,769	12,702	11,000
DIV 62 RUBBER MANUFACTURES, N.E.S.	-	73,852	-
DIV 63 CORK AND WOOD MANUFACTURES (EXCLUDING FURNITURE)	10,781,140	-	-
DIV 64 PAPER, PAPERBOARD, AND ARTICLES OF PAPER PULP, OF PAPER OR PAPERBOARD	-	2,051	-
DIV 65 TEXTILE YARN, FABRICS, MADE-UP ARTICLES, N.E.S. AND RELATED PRODUCTS	3,000	15,563	3,000
DIV 66 NON-METALLIC MINERAL MANUFACTURES N.E.S.	-	5,001	-
DIV 67 IRON AND STEEL	-	2,169	-
DIV 69 MANUFACTURES OF METAL, N.E.S.	-	34,292	-
DIV 71 POWER GENERATING MACHINERY AND EQUIPMENT	7,140	382,836	7,140
DIV 72 MACHINERY SPECIALIZED FOR PARTICULAR INDUSTRIES	-	12,085	-
DIV 73 METALWORKING MACHINERY	-	9,858	-
DIV 74 GENERAL INDUSTRIAL MACHINERY AND EQUIPMENT, N.E.S. AND MACHINE PARTS, N.E.S.	57,523	830,915	57,523

TABLE 8 (MODIFIED)

SABAH (FINAL)

FOREIGN TRADE : COUNTRY WITH GROUP / DIVISION & SECTION TOTALS

GROUP / DIV / SECT	EXPORT & RE EXPORTS		IMPORTS	RE EXPORTS
	RM FOB	RM CIF	RM CIF	RM FOB
	JAN - DEC 2021	JAN - DEC 2021	JAN - DEC 2021	JAN - DEC 2021
DIV 75	OFFICE MACHINES AND AUTOMATIC DATA PROCESSING EQUIPMENT	2,068	688,108	2,068
DIV 76	TELECOMMUNICATIONS AND SOUND RECORDING AND REPRODUCING APPARATUS AND EQUIPMENT	312,061	6,604,985	312,061
DIV 77	ELECTRICAL MACHINERY, APPARATUS AND APPLIANCES, N.E.S. AND ELECTRICAL PARTS THEREOF	113,913	109,603	113,913
DIV 78	ROAD VEHICLES (INCLUDING AIR - CUSHION VEHICLES)	672,939	511,855	672,939
DIV 79	OTHERS TRANSPORT EQUIPMENT	-	501,852	-
DIV 81	PREFABRICATED BUILDINGS, SANITARY, PLUMBING, HEATING AND LIGHTING FIXTURES AND FITTINGS, N.E.S.	-	5,205	-
DIV 82	FURNITURE AND PARTS THEREOF	-	89,105	-
DIV 83	TRAVEL GOODS, HANDBAGS AND SIMILAR CONTAINERS	2,263	126,629	2,263
DIV 84	ARTICLES OF APPAREL AND CLOTHING ACCESSORIES	2,263	194,751	2,263
DIV 85	FOOTWEAR	2,667	36,678	2,667
DIV 87	PROFESSIONAL, SCIENTIFIC AND CONTROLLING INSTRUMENTS AND APPARATUS, N.E.S.	58,614	420,102	58,614
DIV 88	PHOTOGRAPHIC APPARATUS, EQUIPMENT AND SUPPLIED AND OPTICAL GOODS, N.E.S., WATCHES AND CLOCKS	870,583	167,604	870,583
DIV 89	MISCELLANEOUS MANUFACTURED ARTICLES, N.E.S.	4,000	210,853	4,000
DIV 93	SPECIAL TRANSACTIONS AND COMMODITIES	298,466	506,809	151,569
SECT 0	FOOD AND LIVE ANIMALS	167,634,037	3,980,131	95,540
SECT 1	BEVERAGES AND TOBACCO	-	108,015	-
SECT 2	CRUDE MATERIALS, INEDIABLE	7,247,762	128,702	1,025,989
SECT 3	MINERAL FUELS, LUBRICANTS, ETC.	-	12,100	-
SECT 4	ANIMAL AND VEGETABLE OILS AND FATS	-	2,410	-
SECT 5	CHEMICALS	3,678,898	544,165	66,129
SECT 6	MANUFACTURED GOODS	10,784,140	132,928	3,000
SECT 7	MACHINERY & TRANSPORT EQUIPMENT	1,165,644	9,652,097	1,165,644
SECT 8	MISCELLANEOUS MANUFACTURED ARTICLES	940,390	1,250,927	940,390
SECT 9	MISCELLANEOUS TRANSACTIONS AND COMMODITIES	298,466	506,809	151,569
	TOTAL - HONG KONG, SAR	191,749,337	16,318,284	3,448,261
--- HUNGARY				
GRP 001	LIVE ANIMALS	-	6,979	-
GRP 022	MILK AND CREAM AND MILK PRODUCTS OTHER THAN BUTTER OR CHEESE	-	193,364	-
GRP 592	STARCHES, INULIN AND WHEAT GLUTEN; ALBUMINOIDAL SUBSTANCES; GLUES	-	55,872	-
GRP 621	MATERIALS OF RUBBER	-	989,174	-
GRP 625	RUBBER TYRES, INTERCHANGEABLE TRYE TREADS, INNER TUBES AND TYRE FLABS	-	196,058	-
GRP 629	ARTICLES OF RUBBER, N.E.S	-	17,226	-
GRP 662	CLAY CONSTRUCTION MATERIALS AND REFRACTORY CONSTRUCTION MATERIALS	-	206,785	-
GRP 676	IRON AND STEEL BARS, RODS, ANGLES, SHAPES AND SECTIONS (INCLUDING SHEET PILING)	-	2,449	-

TABLE 8 (MODIFIED)

SABAH (FINAL)

FOREIGN TRADE : COUNTRY WITH GROUP / DIVISION & SECTION TOTALS

GROUP / DIV / SECT	EXPORT & RE EXPORTS RM FOB JAN - DEC 2021	IMPORTS RM CIF JAN - DEC 2021	RE EXPORTS RM FOB JAN - DEC 2021
GRP 679 TUBES, PIPES AND HOLLOW PROFILES, AND TUBES OR PIPE FITTINGS, OF IRON OR STEEL	-	14,486	-
GRP 695 TOOLS FOR USE IN THE HAND OR IN MACHINES	-	58,772	-
GRP 714 ENGINES AND MOTORS, NON-ELECTRIC, AND PARTS, N.E.S.	-	359,139	-
GRP 743 PUMPS (OTHER THAN PUMPS FOR LIQUIDS) AND COMPRESSORS AND FANS; CENTRIFUGES; FILTERING OR PURIFYING APPARATUS	-	2,583	-
GRP 745 OTHER NON-ELECTRICAL MACHINERY, TOOLS AND MECHANICAL APPARATUS, AND PARTS THEREOF, N.E.S.	-	24,680	-
GRP 747 TAPS, COCKS, VALVES AND SIMILAR APPLIANCE	-	55,300	-
GRP 749 NON-ELECTRIC PARTS AND ACCESSORIES OF MACHINERY, N.E.S.	-	2,066	-
GRP 752 AUTOMATIC DATA PROCESSING MACHINES AND UNITS THEREOF	-	33,443	-
GRP 771 ELECTRIC POWER MACHINERY (OTHER THAN ROTATING ELECTRIC PLANT), AND PARTS THEREOF	-	23,415	-
GRP 772 ELECTRICAL APPARATUS, RESISTOR, SWITBOARD AND CONTROL PANELS N.E.S., AND PARTS N.E.S.	-	9,173	-
GRP 773 EQUIPMENT FOR DISTRIBUTING ELECTRICITY, N.E.S.	-	5,430	-
GRP 776 THERMIONIC VALVES AND TUBES; PHOTOCELLS; ETC., AND PARTS THEREOF, N.E.S.	-	14,374	-
GRP 778 ELECTRICAL MACHINERY AND APPARATUS, N.E.S.	-	20,421	-
GRP 874 MEASURING, CHECKING, ANALYSING AND CONTROLLING INSTRUMENTS AND APPARATUS N.E.S.	-	6,494	-
GRP 893 ARTICLES, N.E.S OF PLASTICS	-	100,319	-
GRP 931 SPECIAL TRANSACTIONS AND COMMODITIES	216	40,022	216
DIV 00 LIVE ANIMALS	-	6,979	-
DIV 02 DAIRY PRODUCT AND BIRDS EGGS	-	193,364	-
DIV 59 CHEMICAL MATERIALS AND PRODUCTS, N.E.S.	-	55,872	-
DIV 62 RUBBER MANUFACTURES, N.E.S.	-	1,202,458	-
DIV 66 NON-METALLIC MINERAL MANUFACTURES N.E.S.	-	206,785	-
DIV 67 IRON AND STEEL	-	16,935	-
DIV 69 MANUFACTURES OF METAL, N.E.S.	-	58,772	-
DIV 71 POWER GENERATING MACHINERY AND EQUIPMENT	-	359,139	-
DIV 74 GENERAL INDUSTRIAL MACHINERY AND EQUIPMENT, N.E.S. AND MACHINE PARTS, N.E.S.	-	84,629	-
DIV 75 OFFICE MACHINES AND AUTOMATIC DATA PROCESSING EQUIPMENT	-	33,443	-
DIV 77 ELECTRICAL MACHINERY, APPARATUS AND APPLIANCES, N.E.S. AND ELECTRICAL PARTS THEREOF	-	72,813	-
DIV 87 PROFESSIONAL, SCIENTIFIC AND CONTROLLING INSTRUMENTS AND APPARATUS, N.E.S.	-	6,494	-
DIV 89 MISCELLANEOUS MANUFACTURED ARTICLES, N.E.S.	-	100,319	-
DIV 93 SPECIAL TRANSACTIONS AND COMMODITIES	216	40,022	216
SECT 0 FOOD AND LIVE ANIMALS	-	200,343	-
SECT 5 CHEMICALS	-	55,872	-
SECT 6 MANUFACTURED GOODS	-	1,484,950	-

TABLE 8 (MODIFIED)

SABAH (FINAL)

FOREIGN TRADE : COUNTRY WITH GROUP / DIVISION & SECTION TOTALS

GROUP / DIV / SECT	EXPORT & RE EXPORTS RM FOB JAN - DEC 2021	IMPORTS RM CIF JAN - DEC 2021	RE EXPORTS RM FOB JAN - DEC 2021
SECT 7 MACHINERY & TRANSPORT EQUIPMENT	-	550,024	-
SECT 8 MISCELLANEOUS MANUFACTURED ARTICLES	-	106,813	-
SECT 9 MISCELLANEOUS TRANSACTIONS AND COMMODITIES	216	40,022	216
TOTAL - HUNGARY	216	2,438,024	216
... ICELAND			
GRP 112 ALCOHOLIC BEVERAGES	-	3,150	-
DIV 11 BEVERAGES	-	3,150	-
SECT 1 BEVERAGES AND TOBACCO	-	3,150	-
TOTAL - ICELAND	-	3,150	-
... INDIA			
GRP 011 MEAT OF BOVINE ANIMALS, FRESH, CHILLED OR FROZEN	-	88,888,028	-
GRP 012 OTHER MEAT AND EDIBLE OFFAL, FRESH, CHILLED OR FROZEN	-	1,683,066	-
GRP 022 MILK AND CREAM AND MILK PRODUCTS OTHER THAN BUTTER OR CHEESE	-	19,000	-
GRP 034 FISH, FRESH(LIVE OR DEAD), CHILLED OR FROZEN	-	354,636	-
GRP 036 CRUSTACEANS AND MOLLUSCS, FRESH, CHILLED, FROZEN, SALTED OR IN BRINE OR DRIED	-	283,717	-
GRP 042 RICE	-	121,422,881	-
GRP 044 MAIZE (NOT INCLUDING SWEET CORN), UNMILLED	-	75,586,198	-
GRP 046 MEAL AND FLOUR OF WHEAT AND FLOUR OF MESLIN	-	241,132	-
GRP 047 OTHER CEREAL MEALS AND FLOURS	-	1,553,260	-
GRP 048 CEREAL PREPARATIONS AND PREPARATION OF FLOUR OR STARCH OF FRUITS OR VEGETABLES	-	4,706,986	-
GRP 054 VEGETABLES, FRESH, CHILLED, FROZEN OR SIMPLY PRESERVED	-	25,310,933	-
GRP 056 VEGETABLES, ROOT AND TUBERS, PREPARED OR PRESERVED, N.E.S.	-	75,066	-
GRP 057 FRUITS AND NUTS (NOT INCLUDING OIL NUTS), FRESH OR DRIED	-	1,508,319	-
GRP 058 FRUITS, PRESERVED, AND FRUIT PREPARATIONS (EXCLUDING FRUIT JUICES)	-	117,392	-
GRP 061 SUGARS, MOLASSES AND HONEY	-	952,943	-
GRP 062 SUGAR CONFECTIONERY	-	50,198	-
GRP 072 COCOA	184,977	-	-
GRP 073 CHOCOLATE AND OTHER FOOD PREPARATIONS CONTAINING COCOA, N.E.S	-	2,172	-
GRP 074 TEA AND MATE	-	58,364	-
GRP 075 SPICES	-	2,897,623	-
GRP 081 FEEDING STUFF FOR ANIMALS (NOT INCLUDING UNMILLED CEREALS)	-	1,563,444	-
GRP 098 EDIBLE PRODUCTS AND PREPARATIONS, N.E.S.	-	282,965	-
GRP 222 OIL SEEDS AND OLEAGINOUS FRUITS, FOR EXTRACTION OF 'SOFT' FIXED VEGETABLE OILS	-	9,444,496	-

TABLE 8 (MODIFIED)

SABAH (FINAL)

FOREIGN TRADE : COUNTRY WITH GROUP / DIVISION & SECTION TOTALS

GROUP / DIV / SECT	EXPORT & RE EXPORTS RM FOB JAN - DEC 2021	IMPORTS RM CIF JAN - DEC 2021	RE EXPORTS RM FOB JAN - DEC 2021
GRP 223 OIL SEEDS AND OLEAGINOUS FRUITS, FOR EXTRACTION OF OTHER FIXED VEGETABLE OILS	300,679	-	-
GRP 248 WOOD, SIMPLY WORKED, AND RAILWAY SLEEPERS OF WOOD	2,346,103	-	-
GRP 265 VEGETABLE TEXTILE FIBRES (OTHER THAN COTTON AND JUTE) RAW OR PROCESSED AND WASTE	-	164,950	-
GRP 269 WORN CLOTHING AND OTHER WORN TEXTILE ARTICLES ;RAGS	72,213	26,553	72,213
GRP 273 STONE, SAND AND GRAVEL	-	179,890	-
GRP 278 OTHER CRUDE MINERALS	-	21,351,665	-
GRP 292 CRUDE VEGETABLE MATERIALS, N.E.S.	-	1,276,399	-
GRP 322 BRIGUETTES, LIGNITE AND PEAT	-	755,572	-
GRP 333 PETROLEUM OILS, CRUDE, AND CRUDE OILS OBTAINED FROM BITUMINOUS MINERALS	1,105,408,782	-	-
GRP 334 PETROLEUM PRODUCTS, REFINED	52,036	97,131	52,036
GRP 422 OTHER FIXED VEGETABLE OILS, FLUID OR SOLID, CRUDE, REFINED OR PURIFIED	2,244,490,685	-	-
GRP 431 ANIMAL OR VEGETABLE OILS AND FATS, PROCESSED, AND WAXES OF ANIMAL OR VEGETABLE ORIGIN	60,370,709	-	-
GRP 512 ALCOHOLS, PHENOLS, PHENOL-ALCOHOLS, AND THEIR DERIVATIVES	1,071,318	1,721,928	-
GRP 513 CARBOXYLIC ACIDS, ANHYDRIDES, HALIDES, PEROXIDES AND PEROXYACIDS AND DERIVATIVES	150,654	-	150,654
GRP 514 NITROGEN-FUNCTION COMPOUNDS	-	90,872	-
GRP 516 OTHER ORGANIC CHEMICALS	15,514	222,925	15,514
GRP 522 INORGANIC CHEMICAL ELEMENTS, OXIDES AND HALOGEN SALTS	21,139,545	675,120	-
GRP 523 METALLIC SALTS AND PEROXYSALTS, OF INORGANIC ACIDS	-	1,212,500	-
GRP 524 OTHER INORGANIC CHEMICALS; ORGANIC AND INORGANIC COMPOUNDS OF PRECIOUS METALS	-	166,778	-
GRP 533 PIGMENTS, PAINTS, VARNISHES AND RELATED MATERIALS	-	97,968	-
GRP 541 MEDICINAL AND PHARMACEUTICAL PRODUCTS, OTHER THAN MEDICAMENTS OF GROUP 542	-	7,593	-
GRP 542 MEDICAMENTS (INCLUDING VETERINARY MEDICAMENTS)	-	22,503	-
GRP 551 ESSENTIAL OILS, PERFUME AND FLAVOUR MATERIALS	-	15,430	-
GRP 553 PERFUMERY, COSMETICS AND TOILET PREPARATIONS	-	756,575	-
GRP 554 SOAP, CLEANSING AND POLISHING PREPARATIONS	111,595	24,698	111,595
GRP 562 FERTILIZERS, MANUFACTURED	84,617,636	-	-
GRP 575 OTHER PLASTICS, IN PRIMARY FORMS	274,832	489,666	274,832
GRP 581 TUBES, PIPES AND HOSES OF PLASTICS	14,761	-	14,761
GRP 591 DISINFECTANTS, INSECTICIDES, FUNGICIDES, WEED KILLERS, ANTI-SPROUTING PRODUCTS, ETC.	-	291,715	-
GRP 592 STARCHES, INULIN AND WHEAT GLUTEN; ALBUMINOIDAL SUBSTANCES; GLUES	-	2,579,694	-
GRP 597 PREPARED ADDITIVES FOR MINERAL OILS; LUBRICATING PREPARATIONS	-	255,400	-
GRP 598 MISCELLANEOUS CHEMICAL PRODUCTS, N.E.S.	138,878	4,044,548	138,878
GRP 621 MATERIALS OF RUBBER	-	250,609	-
GRP 625 RUBBER TYRES, INTERCHANGEABLE TRYE TREADS, INNER TUBES AND TYRE FLABS	-	6,764,735	-

TABLE 8 (MODIFIED)

SABAH (FINAL)

FOREIGN TRADE : COUNTRY WITH GROUP / DIVISION & SECTION TOTALS

GROUP / DIV / SECT	EXPORT & RE EXPORTS		IMPORTS	RE EXPORTS
	RM FOB	RM FOB	RM CIF	RM FOB
	JAN - DEC 2021		JAN - DEC 2021	JAN - DEC 2021
GRP 629	ARTICLES OF RUBBER, N.E.S		37,239	37,239
GRP 634	VENEERS, PLYWOOD, PARTICLE BOARD, AND OTHER WOOD, WORKED, N.E.S.		-	-
GRP 641	PAPER AND PAPERBOARD		1,250,293	4,528
GRP 642	PAPER AND PAPERBOARD, CUT TO SIZE OR SHAPE, AND ARTICLES OF PAPER OR PAPERBOARD		1,077,056	-
GRP 652	COTTON FABRIC, WOVEN (EXCL. NARROW OR SPECIAL FABRICS)		328,442	-
GRP 654	TEXTILE FABRICS, WOVEN		2,756	-
GRP 657	SPECIAL YARNS, TEXTILE FABRICS AND RELATED PRODUCTS		980,774	10,767
GRP 658	MADE-UP ARTICLES, WHOLLY OR CHIEFLY OF TEXTILE MATERIALS, N.E.S.		41,942	-
GRP 659	FLOOR COVERINGS, ETC.		47,062	-
GRP 662	CLAY CONSTRUCTION MATERIALS AND REFRACTORY CONSTRUCTION MATERIALS		360,967	-
GRP 663	MINERAL MANUFACTURES, N.E.S.		96,150	20,580
GRP 664	GLASS		-	2,178
GRP 665	GLASSWARE		2,442	-
GRP 671	PIG IRON, SPIEGELEISEN, SPONGE IRON, IRON OR STEEL GRANULES AND POWDERS AND FERRO- ALLOYS		4,040,611	-
GRP 675	FLAT-ROLLED PRODUCTS OF ALLOY STEEL		72,229	-
GRP 678	WIRE OF IRON OR STEEL		716,345	-
GRP 679	TUBES, PIPES AND HOLLOW PROFILES, AND TUBES OR PIPE FITTINGS, OF IRON OR STEEL		310,803	513,655
GRP 684	ALUMINIUM (INCLUDING ALLOYS)		6,436	-
GRP 691	STRUCTURES AND PARTS OF STRUCTURES, N.E.S., OF IRON, STEEL OR ALUMINIUM		8,470,647	-
GRP 693	WIRE PRODUCTS (EXCLUDING INSULATED ELECTRICAL WIRING) AND FENCING GRILLS		3,130	-
GRP 694	NAILS, SCREWS, NUTS, BOLTS, RIVETS AND THE LIKE, OF IRON, STEEL, COPPER OR ALUMINIUM		30,698	103,077
GRP 695	TOOLS FOR USE IN THE HAND OR IN MACHINES		1,102,396	204,094
GRP 697	HOUSEHOLD EQUIPMENT OF BASE METAL, N.E.S.		103,320	-
GRP 699	MANUFACTURES OF BASE METAL, N.E.S.		863,819	913,640
GRP 711	STEAM OR OTHER VAPOUR GENERATING BOILERS, SUPERHEATED WATER BOILERS, AND AUXILIARY PLANT FOR USE THEREWITH; AND PARTS THEREOF		739,208	-
GRP 713	INTERNAL COMBUSTION PISTON ENGINES, AND PARTS THEREOF, N.E.S.		199,835	-
GRP 714	ENGINES AND MOTORS, NON-ELECTRIC, AND PARTS, N.E.S.		106,387	-
GRP 716	ROTATING ELECTRIC PLANT AND PARTS THEREOF, N.E.S.		132,600	7,823
GRP 718	OTHER POWER GENERATING MACHINERY AND PARTS THEREOF, N.E.S.		81,938	10,839
GRP 722	TRACTORS, WHETHER OR NOT FITTED WITH POWER TAKE OFFS, WINCHES OR PULLEYS		8,124,225	-
GRP 723	CIVIL ENGINEERING AND CONTRACTORS' PLANT AND EQUIPMENT		11,659,146	4,421,915
GRP 724	TEXTILE AND LEATHER MACHINERY, AND PARTS THEREOF, N.E.S.		137,720	-
GRP 726	PRINTING AND BOOKBINDING MACHINERY, AND PARTS THEREOF		17,121	-
GRP 728	OTHER MACHINERY AND EQUIPMENT SPECIALIZED FOR PARTICULAR INDUSTRIES, AND PARTS THEREOF, N.E.S.		4,499,075	423,339

TABLE 8 (MODIFIED)

SABAH (FINAL)

FOREIGN TRADE : COUNTRY WITH GROUP / DIVISION & SECTION TOTALS

GROUP / DIV / SECT	EXPORT & RE EXPORTS		IMPORTS	RE EXPORTS
	RM FOB	RM CIF	RM FOB	RM FOB
	JAN - DEC 2021	JAN - DEC 2021	JAN - DEC 2021	JAN - DEC 2021
GRP 731	MACHINE-TOOLS WORKING BY REMOVING METAL OR OTHER MATERIAL	-	136,819	-
GRP 733	MACHINE-TOOLS FOR WORKING METAL, SINTERED METAL CARBIDES OF CERMETS, WITHOUT REMOVING MATERIAL	32,644	-	32,644
GRP 737	METALWORKING MACHINERY (OTHER THAN MACHINE-TOOLS), AND PARTS THEROF, N.E.S.	2,904	-	2,904
GRP 741	HEATING AND COOLING EQUIPMENT AND PARTS THEREOF, N.E.S.	-	137,707	-
GRP 742	PUMPS FOR LIQUIDS, LIQUID ELEVATORS AND PARTS	77,430	1,067,924	77,430
GRP 743	PUMPS (OTHER THAN PUMPS FOR LIQUIDS) AND COMPRESSORS AND FANS; CENTRIFUGES; FILTERING OR PURIFYING APPARATUS	-	8,172,850	-
GRP 744	MECHANICAL HANDLING EQUIPMENT, AND PARTS THEREOF, N.E.S.	19,241	18,356	19,241
GRP 745	OTHER NON-ELECTRICAL MACHINERY, TOOLS AND MECHANICAL APPARATUS, AND PARTS THEREOF, N.E.S.	64,808	66,886	64,808
GRP 746	BALL OR ROLLER BEARINGS	37,729	16,879	37,729
GRP 747	TAPS, COCKS, VALVES AND SIMILAR APPLIANCE	93,970	1,019,723	93,970
GRP 748	TRANSMISSION SHAFTS AND CRANKS; BEARING HOUSINGS AND PARTS THEREOF	194,508	105,893	194,508
GRP 749	NON-ELECTRIC PARTS AND ACCESSORIES OF MACHINERY, N.E.S.	160,654	788,922	160,654
GRP 752	AUTOMATIC DATA PROCESSING MACHINES AND UNITS THEREOF	17,641	-	17,641
GRP 761	TELEVISION RECEIVERS WITH RADIO-BROADCAST RECEIVERS, SOUND RECORDERS OR REPRODUCERS	-	1,721,265	-
GRP 764	TELECOMMUNICATIONS EQUIPMENTS, N.E.S.; THEIR PARTS, AND ACCESSORIES USED IN DIVISION 76	60,213	442,408	60,213
GRP 771	ELECTRIC POWER MACHINERY (OTHER THAN ROTATING ELECTRIC PLANT), AND PARTS THEREOF	96,622	1,011,950	96,622
GRP 772	ELECTRICAL APPARATUS, RESISTOR, SWITHBOARD AND CONTROL PANELS N.E.S., AND PARTS N.E.S.	230,349	515,502	230,349
GRP 773	EQUIPMENT FOR DISTRIBUTING ELECTRICITY, N.E.S.	62,275	263,483	62,275
GRP 774	ELECTRO-DIAGNOSTIC APPARATUS FOR MEDICAL, SURGICAL, DENTAL OR VETERINARY SCIENCES AND RADIOLOGICAL APPARATUS	-	13,628	-
GRP 775	HOUSEHOLD TYPE, ELECTRICAL AND NON- ELECTRICAL EQUIPMENT, N.E.S.	-	1,060,737	-
GRP 778	ELECTRICAL MACHINERY AND APPARATUS, N.E.S.	128,200	10,864,744	128,200
GRP 782	MOTOR VEHICLES FOR THE TRANSPORT OF GOODS AND SPECIAL PURPOSE MOTOR VEHICLES	-	859,430	-
GRP 784	PARTS AND ACCESSORIES, OF THE MOTOR VEHICLES FALLING WITHIN GROUP 722, 781, 782 OR 783	-	30,594	-
GRP 785	MOTORCYCLES, AND CYCLES, MOTORIZED AND NON-MOTORIZED; INVALID CARRIAGES	-	346,848	-
GRP 791	RAILWAY VEHICLES (INCLUDING HOVERTRAINS) AND ASSOCIATED EQUIPMENT	-	1,426,170	-
GRP 811	PREFABRICATED BUILDINGS	10,204	-	10,204
GRP 812	SANITARY, PLUMBING AND HEATING FIXTURES AND FITTINGS, N.E.S.	-	34,535	-
GRP 813	LIGHTING FIXTURES AND FITTINGS, N.E.S.	-	2,731	-
GRP 821	FURNITURE AND PARTS THEREOF	-	8,450	-
GRP 831	TRAVEL GOODS, HANDBAGS AND SIMILAR CONTAINERS	-	16,925	-
GRP 841	MEN'S OR BOYS' COATS, CAPES, JACKETS, SUITS, BLAZERS, TROUSERS, UNDERWEAR, ETC., OF TEXTILE FABRICS, NOT KNITTED OR CROCHETED	-	90,811	-
GRP 842	WOMEN'S AND GIRLS' COATS, CAPES, JACKETS, SUITS, BLAZERS, TROUSERS, SHORTS AND SIMILAR ARTICLES OF TEXTILE FABRICS, NOT KNITTED OR CROCHETED	-	27,859	-

TABLE 8 (MODIFIED)

SABAH (FINAL)

FOREIGN TRADE : COUNTRY WITH GROUP / DIVISION & SECTION TOTALS

GROUP / DIV / SECT	EXPORT & RE EXPORTS	IMPORTS	RE EXPORTS
	RM FOB JAN - DEC 2021	RM CIF JAN - DEC 2021	RM FOB JAN - DEC 2021
GRP 844			
WOMEN'S AND GIRLS' COATS, CAPES, JACKETS, SUITS, BLAZERS, TROUSERS, SHORTS AND SIMILAR ARTICLES OF TEXTILE FABRICS, KNITTED OR CROCHETED	-	19,459	-
GRP 845			
ARTICLES OF APPAREL, OF TEXTILE FABRICS, WHETHER OR NOT KNITTED OR CROCHETED, N.E.S.	-	641,749	-
GRP 846			
CLOTHING ACCESSORIES, OF TEXTILE FABRICS, WHETHER OR NOT KNITTED OR CROCHETED	-	3,160	-
GRP 848			
ARTICLES OF APPAREL AND CLOTHING ACCESSORIES OF OTHER THAN TEXTILE FABRICS, HEADGEAR OF ALL MATERIALS	6,394	311,162	6,394
GRP 851			
FOOTWEAR	-	34,370	-
GRP 871			
OPTICAL INSTRUMENTS AND APPARATUS, N.E.S.	5,669	-	5,669
GRP 872			
MEDICAL INSTRUMENTS AND APPLIANCES, N.E.S.	47,992	47,276	47,992
GRP 873			
METERS AND COUNTERS, N.E.S.	17,122	-	17,122
GRP 874			
MEASURING, CHECKING, ANALYSING AND CONTROLLING INSTRUMENTS AND APPARATUS N.E.S.	797,587	1,609,703	797,587
GRP 881			
PHOTOGRAPHIC APPARATUS AND EQUIPMENT, N.E.S.	-	6,526	-
GRP 882			
PHOTOGRAPHIC AND CINEMATOGRAPHIC SUPPLIES	-	4,603	-
GRP 892			
PRINTED MATTER	-	28,275	-
GRP 893			
ARTICLES, N.E.S OF PLASTICS	1,049,633	121,496	1,049,633
GRP 897			
JEWELLERY, GOLDSMITHS' AND SILVERSMITHS' WARES AND OTHER ARTICLES OF PRECIOUS OR SEMI-PRECIOUS MATERIALS, N.E.S.	-	3,149	-
GRP 898			
MUSICAL INSTRUMENTS AND PARTS AND ACCESSORIES THEREOF	-	2,114	-
GRP 899			
MISCELLANEOUS MANUFACTURED ARTICLES, N.E.S.	-	52,561	-
GRP 931			
SPECIAL TRANSACTIONS AND COMMODITIES	152,600	766,550	152,516
DIV 01			
MEAT AND MEAT PREPARATIONS	-	90,571,094	-
DIV 02			
DAIRY PRODUCT AND BIRDS EGGS	-	19,000	-
DIV 03			
FISH, CRUSTACEANS AND MOLLUSCS, AND PREPARATIONS THEREOF	-	638,353	-
DIV 04			
CEREALS AND CEREAL PREPARATIONS	-	203,510,457	-
DIV 05			
VEGETABLES AND FRUITS	-	27,011,710	-
DIV 06			
SUGARS, SUGAR PREPARATIONS AND HONEY	-	1,003,141	-
DIV 07			
COFFEE, TEA, COCOA, SPICES, AND MANUFACTURES THEREOF	184,977	2,958,159	-
DIV 08			
FEEDING STUFF FOR ANIMALS (NOT INCLUDING UNMILLED CEREALS)	-	1,563,444	-
DIV 09			
MISCELLANEOUS EDIBLE PRODUCTS AND PREPARATIONS	-	282,965	-
DIV 22			
OIL SEEDS AND OLEAGINOUS FRUITS	300,679	9,444,496	-
DIV 24			
CORK AND WOOD	2,346,103	-	-
DIV 26			
TEXTILE FIBRES(OTHER THAN WOOL TOPS) AND THEIR WASTES (NOT MANUFACTURED INTO YARN OR FABRICS)	72,213	191,503	72,213
DIV 27			
CRUDE FERTILIZERS AND CRUDE MINERALS (EXCLUDING COAL, PETROLEUM AND PRECIOUS STONES)	-	21,531,555	-
DIV 29			
CRUDE ANIMAL AND VEGETABLE MATERIALS, N.E.S.	-	1,276,399	-
DIV 32			
COAL, COKE AND BRIQUETTES	-	755,572	-

TABLE 8 (MODIFIED)

SABAH (FINAL)

FOREIGN TRADE : COUNTRY WITH GROUP / DIVISION & SECTION TOTALS

GROUP / DIV / SECT	EXPORT & RE EXPORTS	IMPORTS	RE EXPORTS	
	RM FOB JAN - DEC 2021	RM CIF JAN - DEC 2021	RM FOB JAN - DEC 2021	
DIV 33	PETROLEUM, PETROLEUM PRODUCTS AND RELATED MATERIALS	1,105,460,818	97,131	52,036
DIV 42	FIXED VEGETABLE OILS AND FATS, CRUDE, REFINED OR FRACTIONATED	2,244,490,685	-	-
DIV 43	ANIMAL OR VEGETABLE OILS AND FATS, PROCESSED, AND WAXES OF ANIMAL OR VEGETABLE ORIGIN	60,370,709	-	-
DIV 51	ORGANIC CHEMICALS	1,237,486	2,035,725	166,168
DIV 52	INORGANIC CHEMICALS	21,139,545	2,054,398	-
DIV 53	DYEING, TANNING AND COLOURING MATERIALS	-	97,968	-
DIV 54	MEDICINAL AND PHARMACEUTICAL PRODUCTS	-	30,096	-
DIV 55	ESSENTIAL OILS AND RESINOIDS AND PERFUME MATERIALS; TOILET, POLISHING AND CLEANSING PREPARATIONS	111,595	796,703	111,595
DIV 56	FERTILIZERS, MANUFACTURED	84,617,636	-	-
DIV 57	PLASTICS IN PRIMARY FORMS	274,832	489,666	274,832
DIV 58	PLASTICS IN NON-PRIMARY FORMS	14,761	-	14,761
DIV 59	CHEMICAL MATERIALS AND PRODUCTS, N.E.S.	138,878	7,171,357	138,878
DIV 62	RUBBER MANUFACTURES, N.E.S.	37,239	7,068,561	37,239
DIV 63	CORK AND WOOD MANUFACTURES (EXCLUDING FURNITURE)	13,616,349	-	-
DIV 64	PAPER, PAPERBOARD, AND ARTICLES OF PAPER PULP, OF PAPER OR PAPERBOARD	4,528	2,327,349	4,528
DIV 65	TEXTILE YARN, FABRICS, MADE-UP ARTICLES, N.E.S. AND RELATED PRODUCTS	10,767	1,400,976	10,767
DIV 66	NON-METALLIC MINERAL MANUFACTURES N.E.S.	22,758	459,559	22,758
DIV 67	IRON AND STEEL	513,655	5,139,988	513,655
DIV 68	NON-FERROUS METALS	-	6,436	-
DIV 69	MANUFACTURES OF METAL, N.E.S.	1,220,811	10,574,010	1,220,811
DIV 71	POWER GENERATING MACHINERY AND EQUIPMENT	18,662	1,259,968	18,662
DIV 72	MACHINERY SPECIALIZED FOR PARTICULAR INDUSTRIES	4,845,254	24,437,287	4,845,254
DIV 73	METALWORKING MACHINERY	35,548	136,819	35,548
DIV 74	GENERAL INDUSTRIAL MACHINERY AND EQUIPMENT, N.E.S. AND MACHINE PARTS, N.E.S.	648,340	11,395,140	648,340
DIV 75	OFFICE MACHINES AND AUTOMATIC DATA PROCESSING EQUIPMENT	17,641	-	17,641
DIV 76	TELECOMMUNICATIONS AND SOUND RECORDING AND REPRODUCING APPARATUS AND EQUIPMENT	60,213	2,163,673	60,213
DIV 77	ELECTRICAL MACHINERY, APPARATUS AND APPLIANCES, N.E.S. AND ELECTRICAL PARTS THEREOF	517,446	13,730,044	517,446
DIV 78	ROAD VEHICLES (INCLUDING AIR - CUSHION VEHICLES)	-	1,236,872	-
DIV 79	OTHERS TRANSPORT EQUIPMENT	-	1,426,170	-
DIV 81	PREFABRICATED BUILDINGS, SANITARY, PLUMBING, HEATING AND LIGHTING FIXTURES AND FITTINGS, N.E.S.	10,204	37,266	10,204
DIV 82	FURNITURE AND PARTS THEREOF	-	8,450	-
DIV 83	TRAVEL GOODS, HANDBAGS AND SIMILAR CONTAINERS	-	16,925	-
DIV 84	ARTICLES OF APPAREL AND CLOTHING ACCESSORIES	6,394	1,094,200	6,394
DIV 85	FOOTWEAR	-	34,370	-

TABLE 8 (MODIFIED)

SABAH (FINAL)

FOREIGN TRADE : COUNTRY WITH GROUP / DIVISION & SECTION TOTALS

GROUP / DIV / SECT	EXPORT & RE EXPORTS		IMPORTS	RE EXPORTS
	RM FOB	RM FOB	RM CIF	RM FOB
	JAN - DEC 2021		JAN - DEC 2021	JAN - DEC 2021
DIV 87	PROFESSIONAL, SCIENTIFIC AND CONTROLLING INSTRUMENTS AND APPARATUS, N.E.S.	868,370	1,656,979	868,370
DIV 88	PHOTOGRAPHIC APPARATUS, EQUIPMENT AND SUPPLIED AND OPTICAL GOODS, N.E.S., WATCHES AND CLOCKS	-	11,129	-
DIV 89	MISCELLANEOUS MANUFACTURED ARTICLES, N.E.S.	1,049,633	207,595	1,049,633
DIV 93	SPECIAL TRANSACTIONS AND COMMODITIES	152,600	766,550	152,516
SECT 0	FOOD AND LIVE ANIMALS	184,977	327,558,323	-
SECT 2	CRUDE MATERIALS, INEDIABLE	2,718,995	32,443,953	72,213
SECT 3	MINERAL FUELS, LUBRICANTS, ETC.	1,105,460,818	852,703	52,036
SECT 4	ANIMAL AND VEGETABLE OILS AND FATS	2,304,861,394	-	-
SECT 5	CHEMICALS	107,534,733	12,675,913	706,234
SECT 6	MANUFACTURED GOODS	15,426,107	26,976,879	1,809,758
SECT 7	MACHINERY & TRANSPORT EQUIPMENT	6,143,104	55,785,973	6,143,104
SECT 8	MISCELLANEOUS MANUFACTURED ARTICLES	1,934,601	3,066,914	1,934,601
SECT 9	MISCELLANEOUS TRANSACTIONS AND COMMODITIES	152,600	766,550	152,516
	TOTAL - INDIA	3,544,417,329	460,127,208	10,870,462
... INDONESIA, REPUBLIC OF				
GRP 011	MEAT OF BOVINE ANIMALS, FRESH, CHILLED OR FROZEN	-	350,640	-
GRP 012	OTHER MEAT AND EDIBLE OFFAL, FRESH, CHILLED OR FROZEN	-	68,860	-
GRP 022	MILK AND CREAM AND MILK PRODUCTS OTHER THAN BUTTER OR CHEESE	-	5,259,111	-
GRP 024	CHEESE AND CURD	-	625,175	-
GRP 034	FISH, FRESH(LIVE OR DEAD), CHILLED OR FROZEN	2,076,715	5,618,202	-
GRP 035	FISH, DRIED, SALTED OR IN BRINE;SMOKED FISH	-	85,040	-
GRP 036	CRUSTACEANS AND MOLLUSCS, FRESH, CHILLED, FROZEN, SALTED OR IN BRINE OR DRIED	-	6,427,812	-
GRP 037	FISH, CRUSTACEANS AND MOLLUSCS PREPARED OR PRESERVED, N.E.S.	-	279,180	-
GRP 042	RICE	-	833,265	-
GRP 046	MEAL AND FLOUR OF WHEAT AND FLOUR OF MESLIN	553,354	-	-
GRP 048	CEREAL PREPARATIONS AND PREPARATION OF FLOUR OR STARCH OF FRUITS OR VEGETABLES	161,193	48,776,694	110,101
GRP 054	VEGETABLES, FRESH, CHILLED, FROZEN OR SIMPLY PRESERVED	29,600	-	-
GRP 056	VEGETABLES, ROOT AND TUBERS, PREPARED OR PRESERVED, N.E.S.	2,883	635,020	2,883
GRP 057	FRUITS AND NUTS (NOT INCLUDING OIL NUTS), FRESH OR DRIED	12,200	1,145,131	12,200
GRP 058	FRUITS, PRESERVED, AND FRUIT PREPARATIONS (EXCLUDING FRUIT JUICES)	-	400,603	-
GRP 059	FRUIT JUICES (INCLUDING GRAPE MUST) & VEGETABLE JUICES, UNFERMENTED & NOT CONTAINING ADDED SPIRIT,WHETHER / NOT CONTAINING ADDED SUGAR OR OTHER SWEETENING MATTER	-	27,292	-
GRP 061	SUGARS, MOLASSES AND HONEY	2,386,648	96,385	2,386,648
GRP 062	SUGAR CONFECTIONERY	-	1,533,127	-

TABLE 8 (MODIFIED)

SABAH (FINAL)

FOREIGN TRADE : COUNTRY WITH GROUP / DIVISION & SECTION TOTALS

GROUP / DIV / SECT	EXPORT & RE EXPORTS	IMPORTS	RE EXPORTS
	RM FOB JAN - DEC 2021	RM CIF JAN - DEC 2021	RM FOB JAN - DEC 2021
GRP 071 COFFEE AND COFFEE SUBSTITUTES	-	68,999,763	-
GRP 073 CHOCOLATE AND OTHER FOOD PREPARATIONS CONTAINING COCOA, N.E.S	18,544	1,929,021	18,544
GRP 074 TEA AND MATE	10,785	2,732,322	10,785
GRP 075 SPICES	-	440,011	-
GRP 081 FEEDING STUFF FOR ANIMALS (NOT INCLUDING UNMILLED CEREALS)	-	4,065,135	-
GRP 098 EDIBLE PRODUCTS AND PREPARATIONS, N.E.S.	267,931	106,980,053	267,931
GRP 111 NON-ALCOHOLIC BEVERAGES, N.E.S.	254,500	419,728	235,750
GRP 112 ALCOHOLIC BEVERAGES	-	513,866	-
GRP 122 TOBACCO, MANUFACTURED (WHETHER OR NOT CONTAINING TOBACCO SUBSTITUTES)	-	18,550,010	-
GRP 223 OIL SEEDS AND OLEAGINOUS FRUITS, FOR EXTRACTION OF OTHER FIXED VEGETABLE OILS	-	20,540,489	-
GRP 245 FUEL WOOD (EXCLUDING WOOD WASTE) AND WOOD CHARCOAL	-	359,240	-
GRP 248 WOOD, SIMPLY WORKED, AND RAILWAY SLEEPERS OF WOOD	4,565,677	-	-
GRP 269 WORN CLOTHING AND OTHER WORN TEXTILE ARTICLES ;RAGS	379,501	-	379,501
GRP 273 STONE, SAND AND GRAVEL	1,802,995	97,108	-
GRP 277 NATURAL ABRASIVES, N.E.S. (INCLUDING INDUSTRIAL DIAMONDS)	-	15,771	-
GRP 278 OTHER CRUDE MINERALS	2,204,665	222,112	3,140
GRP 282 FERROUS WASTE AND SCRAP; REMELTING INGOTS OF IRON OR STEEL	22,623,405	-	-
GRP 291 CRUDE ANIMAL MATERIALS, N.E.S.	3,288	13,200	3,288
GRP 292 CRUDE VEGETABLE MATERIALS, N.E.S.	12,000	981,187	12,000
GRP 333 PETROLEUM OILS, CRUDE, AND CRUDE OILS OBTAINED FROM BITUMINOUS MINERALS	48,614,960	-	-
GRP 334 PETROLEUM PRODUCTS, REFINED	84,342	221,623	84,342
GRP 335 RESIDUAL PETROLEUM PRODUCTS, N.E.S. AND RELATED MATERIALS	-	36,412	-
GRP 422 OTHER FIXED VEGETABLE OILS, FLUID OR SOLID, CRUDE, REFINED OR PURIFIED	-	228,636,791	-
GRP 431 ANIMAL OR VEGETABLE OILS AND FATS, PROCESSED, AND WAXES OF ANIMAL OR VEGETABLE ORIGIN	-	12,660,725	-
GRP 511 HYDROCARBONS, N.E.S. AND THEIR HALOGENATED, SULPHONATED, NITRATED OR NITROSATED DERIVATIVES	84,910	63,786	84,910
GRP 512 ALCOHOLS, PHENOLS, PHENOL-ALCOHOLS, AND THEIR DERIVATIVES	563,290,157	23,130,466	-
GRP 514 NITROGEN-FUNCTION COMPOUNDS	-	814,571	-
GRP 515 ORGANO-INORGANIC AND HETEROCYCLIC COMPOUNDS	-	196,089	-
GRP 522 INORGANIC CHEMICAL ELEMENTS, OXIDES AND HALOGEN SALTS	144,960	-	144,960
GRP 523 METALLIC SALTS AND PEROXYSALTS, OF INORGANIC ACIDS	-	466,955	-
GRP 525 RADIO-ACTIVE AND ASSOCIATED MATERIALS	20,777	-	20,777
GRP 532 DYEING AND TANNING EXTRACTS, AND SYNTHETIC TANNING MATERIALS	-	5,356	-
GRP 533 PIGMENTS, PAINTS, VARNISHES AND RELATED MATERIALS	425,907	827,847	425,907
GRP 541 MEDICINAL AND PHARMACEUTICAL PRODUCTS, OTHER THAN MEDICAMENTS OF GROUP 542	-	336,400	-

TABLE 8 (MODIFIED)

SABAH (FINAL)

FOREIGN TRADE : COUNTRY WITH GROUP / DIVISION & SECTION TOTALS

GROUP / DIV / SECT	EXPORT & RE EXPORTS		IMPORTS	RE EXPORTS
	RM FOB	RM CIF	RM CIF	RM FOB
	JAN - DEC 2021	JAN - DEC 2021	JAN - DEC 2021	JAN - DEC 2021
GRP 542	MEDICAMENTS (INCLUDING VETERINARY MEDICAMENTS)	11,584	3,614,167	11,584
GRP 553	PERFUMERY, COSMETICS AND TOILET PREPARATIONS	-	25,982,233	-
GRP 554	SOAP, CLEANSING AND POLISHING PREPARATIONS	35,539	30,801,235	35,539
GRP 562	FERTILIZERS, MANUFACTURED	88,727	52,135,474	67,726
GRP 571	POLYMER OF ETHYLENE, IN PRIMARY FORMS	-	938,052	-
GRP 572	POLYMER OF STYRENE, IN PRIMARY FORMS	9,196	-	-
GRP 573	POLYMERS OF VINYL CHLORIDE, IN PRIMARY FORMS	-	1,217,089	-
GRP 574	POLYACETALS, OTHER POLYETHERS AND EPOXIDE RESINS, IN PRIMARY FORMS	15,000	52,711	15,000
GRP 575	OTHER PLASTICS, IN PRIMARY FORMS	2,890,752	161,563	5,000
GRP 581	TUBES, PIPES AND HOSES OF PLASTICS	2,217,127	267,692	586,766
GRP 582	PLATES, SHEETS, FILM, COIL AND STRIP OF PLASTICS	-	207,862	-
GRP 591	DISINFECTANTS, INSECTICIDES, FUNGICIDES, WEED KILLERS, ANTI-SPROUTING PRODUCTS, ETC.	609,165	2,431,556	609,165
GRP 592	STARCHES, INULIN AND WHEAT GLUTEN; ALBUMINOIDAL SUBSTANCES; GLUES	-	130,949	-
GRP 597	PREPARED ADDITIVES FOR MINERAL OILS; LUBRICATING PREPARATIONS	73,268	1,186,079	73,268
GRP 598	MISCELLANEOUS CHEMICAL PRODUCTS, N.E.S.	426,771	10,773,841	391,325
GRP 599	RESIDUAL PRODUCTS OF THE CHEMICAL OR ALLIED INDUSTRIES, N.E.S.; MUNICIPAL WASTE; SEWAGE SLUDGE OTHER WASTES	-	133,030	-
GRP 621	MATERIALS OF RUBBER	216,184	3,196,735	216,184
GRP 625	RUBBER TYRES, INTERCHANGEABLE TRYE TREADS, INNER TUBES AND TYRE FLABS	-	3,625,373	-
GRP 629	ARTICLES OF RUBBER, N.E.S	212,259	-	212,259
GRP 634	veneers, PLYWOOD, PARTICLE BOARD, AND OTHER WOOD, WORKED, N.E.S.	-	46,221,963	-
GRP 635	WOOD MANUFACTURES, N.E.S.	20,334	2,095,655	-
GRP 641	PAPER AND PAPERBOARD	6,642,469	24,921,614	-
GRP 642	PAPER AND PAPERBOARD, CUT TO SIZE OR SHAPE, AND ARTICLES OF PAPER OR PAPERBOARD	-	14,617,719	-
GRP 651	TEXTILE YARN	-	3,771	-
GRP 653	FABRICS, WOVEN, OF MAN-MADE TEXTILE MATERIALS (NOT INCLUDING NARROW OR SPECIAL FABRICS)	72,169	8,069,230	72,169
GRP 654	TEXTILE FABRICS, WOVEN	-	11,779	-
GRP 657	SPECIAL YARNS, TEXTILE FABRICS AND RELATED PRODUCTS	-	24,482	-
GRP 658	MADE-UP ARTICLES, WHOLLY OR CHIEFLY OF TEXTILE MATERIALS, N.E.S.	28,980	424,760	28,980
GRP 659	FLOOR COVERINGS, ETC.	-	29,976	-
GRP 661	LIME, CEMENT, AND FABRICATED CONSTRUCTION MATERIALS (EXCEPT GLASS AND CLAY MATERIALS)	-	760,936	-
GRP 662	CLAY CONSTRUCTION MATERIALS AND REFRACTORY CONSTRUCTION MATERIALS	-	13,986,112	-
GRP 663	MINERAL MANUFACTURES, N.E.S.	8,060	2,914,302	8,060
GRP 664	GLASS	112,944	8,839,228	2,500
GRP 665	GLASSWARE	2,556	110,236	2,556

TABLE 8 (MODIFIED)

SABAH (FINAL)

FOREIGN TRADE : COUNTRY WITH GROUP / DIVISION & SECTION TOTALS

GROUP / DIV / SECT	EXPORT & RE EXPORTS	IMPORTS	RE EXPORTS
	RM FOB JAN - DEC 2021	RM CIF JAN - DEC 2021	RM FOB JAN - DEC 2021
GRP 666 POTTERY	4,144	21,458	4,144
GRP 671 PIG IRON, SPIEGELEISEN, SPONGE IRON, IRON OR STEEL GRANULES AND POWDERS AND FERRO- ALLOYS	121,422,581	388,996	-
GRP 673 FLAT-ROLLED PRODUCTS, OF IRON OR NON-ALLOY STEEL, NOT CLAD, PLATED OR COATED	-	62,531	-
GRP 675 FLAT-ROLLED PRODUCTS OF ALLOY STEEL	15,452	-	15,452
GRP 676 IRON AND STEEL BARS, RODS, ANGLES, SHAPES AND SECTIONS (INCLUDING SHEET PILING)	-	19,707,461	-
GRP 679 TUBES, PIPES AND HOLLOW PROFILES, AND TUBES OR PIPE FITTINGS, OF IRON OR STEEL	842,269	948,245	842,269
GRP 682 COPPER (INCLUDING ALLOYS)	57,723	-	57,723
GRP 684 ALUMINIUM (INCLUDING ALLOYS)	-	26,891	-
GRP 689 MISCELLANEOUS NON-FERROUS BASE METALS EMPLOYED IN METALLURGY AND CERMETS	-	3,410	-
GRP 691 STRUCTURES AND PARTS OF STRUCTURES, N.E.S., OF IRON, STEEL OR ALUMINIUM	78,594	274,910	78,594
GRP 692 METAL CONTAINERS FOR STORAGE OR TRANSPORT	-	647,943	-
GRP 693 WIRE PRODUCTS (EXCLUDING INSULATED ELECTRICAL WIRING) AND FENCING GRILLS	570,769	174,126	570,769
GRP 694 NAILS, SCREWS, NUTS, BOLTS, RIVETS AND THE LIKE, OF IRON, STEEL, COPPER OR ALUMINIUM	80,583	-	80,583
GRP 695 TOOLS FOR USE IN THE HAND OR IN MACHINES	779,614	1,214,128	779,614
GRP 696 CUTLERY	18,204	-	18,204
GRP 697 HOUSEHOLD EQUIPMENT OF BASE METAL, N.E.S.	115,169	532,629	115,169
GRP 699 MANUFACTURES OF BASE METAL, N.E.S.	201,002	1,798,136	201,002
GRP 713 INTERNAL COMBUSTION PISTON ENGINES, AND PARTS THEREOF, N.E.S.	213,146	7,921	213,146
GRP 714 ENGINES AND MOTORS, NON-ELECTRIC, AND PARTS, N.E.S.	24,800	192,513	24,800
GRP 716 ROTATING ELECTRIC PLANT AND PARTS THEREOF, N.E.S.	201,870	637,443	201,870
GRP 718 OTHER POWER GENERATING MACHINERY AND PARTS THEREOF, N.E.S.	135,603	2,187	135,603
GRP 721 AGRICULTURAL MACHINERY (EXCLUDING TRACTORS) AND PARTS THEREOF	-	3,535	-
GRP 723 CIVIL ENGINEERING AND CONTRACTORS' PLANT AND EQUIPMENT	3,887,424	54,857,702	3,887,424
GRP 724 TEXTILE AND LEATHER MACHINERY, AND PARTS THEREOF, N.E.S.	255,703	148,718	255,703
GRP 727 FOOD-PROCESSING MACHINES (EXCLUDING DOMESTIC)	-	63,543	-
GRP 728 OTHER MACHINERY AND EQUIPMENT SPECIALIZED FOR PARTICULAR INDUSTRIES, AND PARTS THEREOF, N.E.S.	1,364,077	364,400	1,364,077
GRP 731 MACHINE-TOOLS WORKING BY REMOVING METAL OR OTHER MATERIAL	237,446	-	237,446
GRP 733 MACHINE-TOOLS FOR WORKING METAL, SINTERED METAL CARBIDES OF CERMETS, WITHOUT REMOVING MATERIAL	13,011	-	13,011
GRP 735 PARTS, N.E.S AND ACCESSORIES FOR USE WITH MACHINES FALLING WITHIN GRP 731 AND 733	25,000	-	25,000
GRP 741 HEATING AND COOLING EQUIPMENT AND PARTS THEREOF, N.E.S.	75,874	30,865	75,874
GRP 742 PUMPS FOR LIQUIDS, LIQUID ELEVATORS AND PARTS	2,014,407	241,324	2,014,407
GRP 743 PUMPS (OTHER THAN PUMPS FOR LIQUIDS) AND COMPRESSORS AND FANS; CENTRIFUGES; FILTERING OR PURIFYING APPARATUS	1,289,383	491,846	1,289,383
GRP 744 MECHANICAL HANDLING EQUIPMENT, AND PARTS THEREOF, N.E.S.	1,534,194	-	1,534,194
GRP 745 OTHER NON-ELECTRICAL MACHINERY, TOOLS AND MECHANICAL APPARATUS, AND PARTS THEREOF, N.E.S.	140,418	4,200	140,418

TABLE 8 (MODIFIED)

SABAH (FINAL)

FOREIGN TRADE : COUNTRY WITH GROUP / DIVISION & SECTION TOTALS

GROUP / DIV / SECT	EXPORT & RE EXPORTS		IMPORTS	RE EXPORTS
	RM FOB	RM CIF	RM FOB	RM FOB
	JAN - DEC 2021	JAN - DEC 2021	JAN - DEC 2021	JAN - DEC 2021
GRP 746	BALL OR ROLLER BEARINGS	168,723	13,505	168,723
GRP 747	TAPS, COCKS, VALVES AND SIMILAR APPLIANCE	1,172,761	157,995	1,172,761
GRP 748	TRANSMISSION SHAFTS AND CRANKS; BEARING HOUSINGS AND PARTS THEREOF	729,834	47,835	729,834
GRP 749	NON-ELECTRIC PARTS AND ACCESSORIES OF MACHINERY, N.E.S.	543,658	57,882	543,658
GRP 751	OFFICE MACHINES	195,172	-	195,172
GRP 752	AUTOMATIC DATA PROCESSING MACHINES AND UNITS THEREOF	12,292	3,107	12,292
GRP 761	TELEVISION RECEIVERS WITH RADIO-BROADCAST RECEIVERS, SOUND RECORDERS OR REPRODUCERS	-	8,364,396	-
GRP 762	RADIO-BROADCAST RECEIVERS WITH SOUND RECORDERS OR REPRODUCERS	-	5,582	-
GRP 764	TELECOMMUNICATIONS EQUIPMENTS, N.E.S.; THEIR PARTS, AND ACCESSORIES USED IN DIVISION 76	136,048	46,083	136,048
GRP 771	ELECTRIC POWER MACHINERY (OTHER THAN ROTATING ELECTRIC PLANT), AND PARTS THEREOF	52,643	125,431	52,643
GRP 772	ELECTRICAL APPARATUS, RESISTOR, SWITHBOARD AND CONTROL PANELS N.E.S., AND PARTS N.E.S.	977,707	403,050	977,707
GRP 773	EQUIPMENT FOR DISTRIBUTING ELECTRICITY, N.E.S.	59,466	36,794	59,466
GRP 775	HOUSEHOLD TYPE, ELECTRICAL AND NON- ELECTRICAL EQUIPMENT, N.E.S.	52,495	5,526,937	52,495
GRP 776	THERMIONIC VALVES AND TUBES; PHOTOCELLS; ETC., AND PARTS THEREOF, N.E.S.	15,228	27,843	15,228
GRP 778	ELECTRICAL MACHINERY AND APPARATUS, N.E.S.	350,700	54,099,928	350,700
GRP 781	MOTOR CARS AND OTHER MOTOR VEHICLES FOR THE TRANSPORT OF PERSONS	-	16,771,825	-
GRP 782	MOTOR VEHICLES FOR THE TRANSPORT OF GOODS AND SPECIAL PURPOSE MOTOR VEHICLES	-	91,967	-
GRP 784	PARTS AND ACCESSORIES, OF THE MOTOR VEHICLES FALLING WITHIN GROUP 722, 781, 782 OR 783	160,540	2,997	160,540
GRP 785	MOTORCYCLES, AND CYCLES, MOTORIZED AND NON-MOTORIZED; INVALID CARRIAGES	309,920	1,935,425	309,920
GRP 792	AIRCRAFT AND ASSOCIATED EQUIPMENT, SPACECRAFTS AND SPACECRAFT LAUNCH VEHICLES AND PARTS	21,770	166,549	21,770
GRP 793	SHIPS, BOATS (INCLUDING HOVERCRAFT) AND FLOATING STRUCTURES	3,000	-	3,000
GRP 811	PREFABRICATED BUILDINGS	-	7,140	-
GRP 813	LIGHTING FIXTURES AND FITTINGS, N.E.S.	31,969	2,807	31,969
GRP 821	FURNITURE AND PARTS THEREOF	35,988	6,459,887	31,853
GRP 831	TRAVEL GOODS, HANDBAGS AND SIMILAR CONTAINERS	-	7,349	-
GRP 841	MEN'S OR BOYS' COATS, CAPES, JACKETS, SUITS, BLAZERS, TROUSERS, UNDERWEAR, ETC., OF TEXTILE FABRICS, NOT KNITTED OR CROCHETED	-	43,915	-
GRP 842	WOMEN'S AND GIRLS' COATS, CAPES, JACKETS, SUITS, BLAZERS, TROUSERS, SHORTS AND SIMILAR ARTICLES OF TEXTILE FABRICS, NOT KNITTED OR CROCHETED	-	42,863	-
GRP 843	MEN'S OR BOYS' COATS, CAPES, JACKETS, SUITS, BLAZERS, TROUSERS, SHORTS AND SIMILAR ARTICLES OF TEXTILE FABRICS, KNITTED OR CROCHETED	-	45,317	-
GRP 844	WOMEN'S AND GIRLS' COATS, CAPES, JACKETS, SUITS, BLAZERS, TROUSERS, SHORTS AND SIMILAR ARTICLES OF TEXTILE FABRICS, KNITTED OR CROCHETED	-	71,739	-
GRP 845	ARTICLES OF APPAREL, OF TEXTILE FABRICS, WHETHER OR NOT KNITTED OR CROCHETED, N.E.S.	2,796	74,621	2,796
GRP 846	CLOTHING ACCESSORIES, OF TEXTILE FABRICS, WHETHER OR NOT KNITTED OR CROCHETED	-	32,259	-
GRP 848	ARTICLES OF APPAREL AND CLOTHING ACCESSORIES OF OTHER THAN TEXTILE FABRICS, HEADGEAR OF ALL MATERIALS	-	43,518	-

TABLE 8 (MODIFIED)

SABAH (FINAL)

FOREIGN TRADE : COUNTRY WITH GROUP / DIVISION & SECTION TOTALS

GROUP / DIV / SECT	EXPORT & RE EXPORTS		IMPORTS	RE EXPORTS
	RM FOB	RM CIF	RM CIF	RM FOB
	JAN - DEC 2021	JAN - DEC 2021	JAN - DEC 2021	JAN - DEC 2021
GRP 851 FOOTWEAR	29,472	273,506	29,472	
GRP 872 MEDICAL INSTRUMENTS AND APPLIANCES, N.E.S.	45,268	15,750	45,268	
GRP 874 MEASURING, CHECKING, ANALYSING AND CONTROLLING INSTRUMENTS AND APPARATUS N.E.S.	10,475,340	559,894	10,475,340	
GRP 885 WATCHES AND CLOCKS	-	29,426	-	
GRP 892 PRINTED MATTER	-	188,213	-	
GRP 893 ARTICLES, N.E.S OF PLASTICS	257,689	733,910	253,129	
GRP 894 BABY CARRIAGES, TOYS, GAMES AND SPORTING GOODS	-	132,632	-	
GRP 895 OFFICE AND STATIONARY SUPPLIES, N.E.S.	2,680	-	2,680	
GRP 898 MUSICAL INSTRUMENTS AND PARTS AND ACCESSORIES THEREOF	15,770	183,589	15,770	
GRP 899 MISCELLANEOUS MANUFACTURED ARTICLES, N.E.S.	150,138	87,953	111,788	
GRP 931 SPECIAL TRANSACTIONS AND COMMODITIES	397,272	812,423	394,551	
DIV 01 MEAT AND MEAT PREPARATIONS	-	419,500	-	
DIV 02 DAIRY PRODUCT AND BIRDS EGGS	-	5,884,286	-	
DIV 03 FISH, CRUSTACEANS AND MOLLUSCS, AND PREPARATIONS THEREOF	2,076,715	12,410,234	-	
DIV 04 CEREALS AND CEREAL PREPARATIONS	714,547	49,609,959	110,101	
DIV 05 VEGETABLES AND FRUITS	44,683	2,208,046	15,083	
DIV 06 SUGARS, SUGAR PREPARATIONS AND HONEY	2,386,648	1,629,512	2,386,648	
DIV 07 COFFEE, TEA, COCOA, SPICES, AND MANUFACTURES THEREOF	29,329	74,101,117	29,329	
DIV 08 FEEDING STUFF FOR ANIMALS (NOT INCLUDING UNMILLED CEREALS)	-	4,065,135	-	
DIV 09 MISCELLANEOUS EDIBLE PRODUCTS AND PREPARATIONS	267,931	106,980,053	267,931	
DIV 11 BEVERAGES	254,500	933,594	235,750	
DIV 12 TOBACCO AND TOBACCO MANUFACTURES THEREOF	-	18,550,010	-	
DIV 22 OIL SEEDS AND OLEAGINOUS FRUITS	-	20,540,489	-	
DIV 24 CORK AND WOOD	4,565,677	359,240	-	
DIV 26 TEXTILE FIBRES(OTHER THAN WOOL TOPS) AND THEIR WASTES (NOT MANUFACTURED INTO YARN OR FABRICS)	379,501	-	379,501	
DIV 27 CRUDE FERTILIZERS AND CRUDE MINERALS (EXCLUDING COAL, PETROLEUM AND PRECIOUS STONES)	4,007,660	334,991	3,140	
DIV 28 METALLIFEROUS ORES AND METAL SCRAP	22,623,405	-	-	
DIV 29 CRUDE ANIMAL AND VEGETABLE MATERIALS, N.E.S.	15,288	994,387	15,288	
DIV 33 PETROLEUM, PETROLEUM PRODUCTS AND RELATED MATERIALS	48,699,302	258,035	84,342	
DIV 42 FIXED VEGETABLE OILS AND FATS, CRUDE, REFINED OR FRACTIONATED	-	228,636,791	-	
DIV 43 ANIMAL OR VEGETABLE OILS AND FATS, PROCESSED, AND WAXES OF ANIMAL OR VEGETABLE ORIGIN	-	12,660,725	-	
DIV 51 ORGANIC CHEMICALS	563,375,067	24,204,912	84,910	
DIV 52 INORGANIC CHEMICALS	165,737	466,955	165,737	
DIV 53 DYEING, TANNING AND COLOURING MATERIALS	425,907	833,203	425,907	

TABLE 8 (MODIFIED)

SABAH (FINAL)

FOREIGN TRADE : COUNTRY WITH GROUP / DIVISION & SECTION TOTALS

GROUP / DIV / SECT	EXPORT & RE EXPORTS		IMPORTS	RE EXPORTS
	RM FOB	RM FOB	RM CIF	RM FOB
	JAN - DEC 2021		JAN - DEC 2021	JAN - DEC 2021
DIV 54	MEDICINAL AND PHARMACEUTICAL PRODUCTS	11,584	3,950,567	11,584
DIV 55	ESSENTIAL OILS AND RESINOIDS AND PERFUME MATERIALS; TOILET, POLISHING AND CLEANSING PREPARATIONS	35,539	56,783,468	35,539
DIV 56	FERTILIZERS, MANUFACTURED	88,727	52,135,474	67,726
DIV 57	PLASTICS IN PRIMARY FORMS	2,914,948	2,369,415	20,000
DIV 58	PLASTICS IN NON-PRIMARY FORMS	2,217,127	475,554	586,766
DIV 59	CHEMICAL MATERIALS AND PRODUCTS, N.E.S.	1,109,204	14,655,455	1,073,758
DIV 62	RUBBER MANUFACTURES, N.E.S.	428,443	6,822,108	428,443
DIV 63	CORK AND WOOD MANUFACTURES (EXCLUDING FURNITURE)	20,334	48,317,618	-
DIV 64	PAPER, PAPERBOARD, AND ARTICLES OF PAPER PULP, OF PAPER OR PAPERBOARD	6,642,469	39,539,333	-
DIV 65	TEXTILE YARN, FABRICS, MADE-UP ARICLES, N.E.S. AND RELATED PRODUCTS	101,149	8,563,998	101,149
DIV 66	NON-METALLIC MINERAL MANUFACTURES N.E.S.	127,704	26,632,272	17,260
DIV 67	IRON AND STEEL	122,280,302	21,107,233	857,721
DIV 68	NON-FERROUS METALS	57,723	30,301	57,723
DIV 69	MANUFACTURES OF METAL, N.E.S.	1,843,935	4,641,872	1,843,935
DIV 71	POWER GENERATING MACHINERY AND EQUIPMENT	575,419	840,064	575,419
DIV 72	MACHINERY SPECIALIZED FOR PARTICULAR INDUSTRIES	5,507,204	55,437,898	5,507,204
DIV 73	METALWORKING MACHINERY	275,457	-	275,457
DIV 74	GENERAL INDUSTRIAL MACHINERY AND EQUIPMENT, N.E.S. AND MACHINE PARTS, N.E.S.	7,669,252	1,045,452	7,669,252
DIV 75	OFFICE MACHINES AND AUTOMATIC DATA PROCESSING EQUIPMENT	207,464	3,107	207,464
DIV 76	TELECOMMUNICATIONS AND SOUND RECORDING AND REPRODUCING APPARATUS AND EQUIPMENT	136,048	8,416,061	136,048
DIV 77	ELECTRICAL MACHINERY, APPARATUS AND APPLIANCES, N.E.S. AND ELECTRICAL PARTS THEREOF	1,508,239	60,219,983	1,508,239
DIV 78	ROAD VEHICLES (INCLUDING AIR - CUSHION VEHICLES)	470,460	18,802,214	470,460
DIV 79	OTHERS TRANSPORT EQUIPMENT	24,770	166,549	24,770
DIV 81	PREFABRICATED BUILDINGS, SANITARY, PLUMBING, HEATING AND LIGHTING FIXTURES AND FITTINGS, N.E.S.	31,969	9,947	31,969
DIV 82	FURNITURE AND PARTS THEREOF	35,988	6,459,887	31,853
DIV 83	TRAVEL GOODS, HANDBAGS AND SIMILAR CONTAINERS	-	7,349	-
DIV 84	ARTICLES OF APPAREL AND CLOTHING ACCESSORIES	2,796	354,232	2,796
DIV 85	FOOTWEAR	29,472	273,506	29,472
DIV 87	PROFESSIONAL, SCIENTIFIC AND CONTROLLING INSTRUMENTS AND APPARATUS, N.E.S.	10,520,608	575,644	10,520,608
DIV 88	PHOTOGRAPHIC APPARATUS, EQUIPMENT AND SUPPLIED AND OPTICAL GOODS, N.E.S., WATCHES AND CLOCKS	-	29,426	-
DIV 89	MISCELLANEOUS MANUFACTURED ARTICLES, N.E.S.	426,277	1,326,297	383,367
DIV 93	SPECIAL TRANSACTIONS AND COMMODITIES	397,272	812,423	394,551
SECT 0	FOOD AND LIVE ANIMALS	5,519,853	257,307,842	2,809,092
SECT 1	BEVERAGES AND TOBACCO	254,500	19,483,604	235,750

TABLE 8 (MODIFIED)

SABAH (FINAL)

FOREIGN TRADE : COUNTRY WITH GROUP / DIVISION & SECTION TOTALS

GROUP / DIV / SECT	EXPORT & RE EXPORTS		IMPORTS	RE EXPORTS
	RM FOB	RM FOB	RM CIF	RM FOB
	JAN - DEC 2021		JAN - DEC 2021	JAN - DEC 2021
SECT 2	CRUDE MATERIALS, INEDIABLE	31,591,531	22,229,107	397,929
SECT 3	MINERAL FUELS, LUBRICANTS, ETC.	48,699,302	258,035	84,342
SECT 4	ANIMAL AND VEGETABLE OILS AND FATS	-	241,297,516	-
SECT 5	CHEMICALS	570,343,840	155,875,003	2,471,927
SECT 6	MANUFACTURED GOODS	131,502,059	155,654,735	3,306,231
SECT 7	MACHINERY & TRANSPORT EQUIPMENT	16,374,313	144,931,328	16,374,313
SECT 8	MISCELLANEOUS MANUFACTURED ARTICLES	11,047,110	9,036,288	11,000,065
SECT 9	MISCELLANEOUS TRANSACTIONS AND COMMODITIES	397,272	812,423	394,551
	TOTAL - INDONESIA, REPUBLIC OF	815,729,780	1,006,885,881	37,074,200
... IRAN, ISLAMIC REP. OF				
GRP 057	FRUITS AND NUTS (NOT INCLUDING OIL NUTS), FRESH OR DRIED	-	1,113,603	-
GRP 098	EDIBLE PRODUCTS AND PREPARATIONS, N.E.S.	-	42,951	-
GRP 273	STONE, SAND AND GRAVEL	-	99,641	-
GRP 659	FLOOR COVERINGS, ETC.	-	10,173	-
GRP 821	FURNITURE AND PARTS THEREOF	-	144,096	-
GRP 931	SPECIAL TRANSACTIONS AND COMMODITIES	552	2,807	552
DIV 05	VEGETABLES AND FRUITS	-	1,113,603	-
DIV 09	MISCELLANEOUS EDIBLE PRODUCTS AND PREPARATIONS	-	42,951	-
DIV 27	CRUDE FERTILIZERS AND CRUDE MINERALS (EXCLUDING COAL, PETROLEUM AND PRECIOUS STONES)	-	99,641	-
DIV 65	TEXTILE YARN, FABRICS, MADE-UP ARICLES, N.E.S. AND RELATED PRODUCTS	-	10,173	-
DIV 82	FURNITURE AND PARTS THEREOF	-	144,096	-
DIV 93	SPECIAL TRANSACTIONS AND COMMODITIES	552	2,807	552
SECT 0	FOOD AND LIVE ANIMALS	-	1,156,554	-
SECT 2	CRUDE MATERIALS, INEDIABLE	-	99,641	-
SECT 6	MANUFACTURED GOODS	-	10,173	-
SECT 8	MISCELLANEOUS MANUFACTURED ARTICLES	-	144,096	-
SECT 9	MISCELLANEOUS TRANSACTIONS AND COMMODITIES	552	2,807	552
	TOTAL - IRAN, ISLAMIC REP. OF	552	1,413,271	552
... IRAQ				
GRP 072	COCOA	3,897,370	-	-
GRP 695	TOOLS FOR USE IN THE HAND OR IN MACHINES	76,484	-	76,484
GRP 699	MANUFACTURES OF BASE METAL, N.E.S.	26,339	-	26,339
GRP 723	CIVIL ENGINEERING AND CONTRACTORS' PLANT AND EQUIPMENT	193,428	-	193,428

TABLE 8 (MODIFIED)

SABAH (FINAL)

FOREIGN TRADE : COUNTRY WITH GROUP / DIVISION & SECTION TOTALS

GROUP / DIV / SECT	EXPORT & RE EXPORTS RM FOB JAN - DEC 2021	IMPORTS RM CIF JAN - DEC 2021	RE EXPORTS RM FOB JAN - DEC 2021
GRP 747 TAPS, COCKS, VALVES AND SIMILAR APPLIANCE	17,108	-	17,108
GRP 931 SPECIAL TRANSACTIONS AND COMMODITIES	1,224	-	1,224
DIV 07 COFFEE, TEA, COCOA, SPICES, AND MANUFACTURES THEREOF	3,897,370	-	-
DIV 69 MANUFACTURES OF METAL, N.E.S.	102,823	-	102,823
DIV 72 MACHINERY SPECIALIZED FOR PARTICULAR INDUSTRIES	193,428	-	193,428
DIV 74 GENERAL INDUSTRIAL MACHINERY AND EQUIPMENT, N.E.S. AND MACHINE PARTS, N.E.S.	17,108	-	17,108
DIV 93 SPECIAL TRANSACTIONS AND COMMODITIES	1,224	-	1,224
SECT 0 FOOD AND LIVE ANIMALS	3,897,370	-	-
SECT 6 MANUFACTURED GOODS	102,823	-	102,823
SECT 7 MACHINERY & TRANSPORT EQUIPMENT	210,536	-	210,536
SECT 9 MISCELLANEOUS TRANSACTIONS AND COMMODITIES	1,224	-	1,224
TOTAL - IRAQ	4,211,953	-	314,583
... IRELAND			
GRP 022 MILK AND CREAM AND MILK PRODUCTS OTHER THAN BUTTER OR CHEESE	-	9,737,146	-
GRP 023 BUTTER AND OTHER FATS AND OILS DERIVED FROM MILK	-	2,587	-
GRP 112 ALCOHOLIC BEVERAGES	-	3,522,993	-
GRP 551 ESSENTIAL OILS, PERFUME AND FLAVOUR MATERIALS	-	2,835	-
GRP 553 PERFUMERY, COSMETICS AND TOILET PREPARATIONS	-	206,809	-
GRP 657 SPECIAL YARNS, TEXTILE FABRICS AND RELATED PRODUCTS	-	48,620	-
GRP 665 GLASSWARE	-	6,672	-
GRP 692 METAL CONTAINERS FOR STORAGE OR TRANSPORT	-	63,064	-
GRP 695 TOOLS FOR USE IN THE HAND OR IN MACHINES	-	8,345	-
GRP 699 MANUFACTURES OF BASE METAL, N.E.S.	-	16,280	-
GRP 721 AGRICULTURAL MACHINERY (EXCLUDING TRACTORS) AND PARTS THEREOF	-	434,905	-
GRP 723 CIVIL ENGINEERING AND CONTRACTORS' PLANT AND EQUIPMENT	12,000	12,610	12,000
GRP 728 OTHER MACHINERY AND EQUIPMENT SPECIALIZED FOR PARTICULAR INDUSTRIES, AND PARTS THEREOF, N.E.S.	-	84,825	-
GRP 741 HEATING AND COOLING EQUIPMENT AND PARTS THEREOF, N.E.S.	-	5,828	-
GRP 743 PUMPS (OTHER THAN PUMPS FOR LIQUIDS) AND COMPRESSORS AND FANS; CENTRIFUGES; FILTERING OR PURIFYING APPARATUS	-	23,692	-
GRP 747 TAPS, COCKS, VALVES AND SIMILAR APPLIANCE	-	2,102	-
GRP 752 AUTOMATIC DATA PROCESSING MACHINES AND UNITS THEREOF	-	19,968	-
GRP 764 TELECOMMUNICATIONS EQUIPMENTS, N.E.S.; THEIR PARTS, AND ACCESSORIES USED IN DIVISION 76	4,186	-	4,186
GRP 842 WOMEN'S AND GIRLS' COATS, CAPES, JACKETS, SUITS, BLAZERS, TROUSERS, SHORTS AND SIMILAR ARTICLES OF TEXTILE FABRICS, NOT KNITTED OR CROCHETED	-	7,382	-

TABLE 8 (MODIFIED)

SABAH (FINAL)

FOREIGN TRADE : COUNTRY WITH GROUP / DIVISION & SECTION TOTALS

GROUP / DIV / SECT	EXPORT & RE EXPORTS RM FOB JAN - DEC 2021	IMPORTS RM CIF JAN - DEC 2021	RE EXPORTS RM FOB JAN - DEC 2021
GRP 845 ARTICLES OF APPAREL, OF TEXTILE FABRICS, WHETHER OR NOT KNITTED OR CROCHETED, N.E.S.	-	2,328	-
GRP 848 ARTICLES OF APPAREL AND CLOTHING ACCESSORIES OF OTHER THAN TEXTILE FABRICS, HEADGEAR OF ALL MATERIALS	-	2,297	-
GRP 851 FOOTWEAR	-	5,246	-
GRP 874 MEASURING, CHECKING, ANALYSING AND CONTROLLING INSTRUMENTS AND APPARATUS N.E.S.	-	261,556	-
GRP 931 SPECIAL TRANSACTIONS AND COMMODITIES	538	33,382	538
DIV 02 DAIRY PRODUCT AND BIRDS EGGS	-	9,739,733	-
DIV 11 BEVERAGES	-	3,522,993	-
DIV 55 ESSENTIAL OILS AND RESINOIDS AND PERFUME MATERIALS; TOILET, POLISHING AND CLEANSING PREPARATIONS	-	209,644	-
DIV 65 TEXTILE YARN, FABRICS, MADE-UP ARTICLES, N.E.S. AND RELATED PRODUCTS	-	48,620	-
DIV 66 NON-METALLIC MINERAL MANUFACTURES N.E.S.	-	6,672	-
DIV 69 MANUFACTURES OF METAL, N.E.S.	-	87,689	-
DIV 72 MACHINERY SPECIALIZED FOR PARTICULAR INDUSTRIES	12,000	532,340	12,000
DIV 74 GENERAL INDUSTRIAL MACHINERY AND EQUIPMENT, N.E.S. AND MACHINE PARTS, N.E.S.	-	31,622	-
DIV 75 OFFICE MACHINES AND AUTOMATIC DATA PROCESSING EQUIPMENT	-	19,968	-
DIV 76 TELECOMMUNICATIONS AND SOUND RECORDING AND REPRODUCING APPARATUS AND EQUIPMENT	4,186	-	4,186
DIV 84 ARTICLES OF APPAREL AND CLOTHING ACCESSORIES	-	12,007	-
DIV 85 FOOTWEAR	-	5,246	-
DIV 87 PROFESSIONAL, SCIENTIFIC AND CONTROLLING INSTRUMENTS AND APPARATUS, N.E.S.	-	261,556	-
DIV 93 SPECIAL TRANSACTIONS AND COMMODITIES	538	33,382	538
SECT 0 FOOD AND LIVE ANIMALS	-	9,739,733	-
SECT 1 BEVERAGES AND TOBACCO	-	3,522,993	-
SECT 5 CHEMICALS	-	209,644	-
SECT 6 MANUFACTURED GOODS	-	142,981	-
SECT 7 MACHINERY & TRANSPORT EQUIPMENT	16,186	583,930	16,186
SECT 8 MISCELLANEOUS MANUFACTURED ARTICLES	-	278,809	-
SECT 9 MISCELLANEOUS TRANSACTIONS AND COMMODITIES	538	33,382	538
TOTAL - IRELAND	16,724	14,511,472	16,724
... ITALY			
GRP 016 MEAT AND EDIBLE MEAT OFFAL, SALTED, IN BRINE, DRIED OR SMOKED; EDIBLE FLOURS AND MEALS OF MEAT OR MEAT OFFAL	-	15,481	-
GRP 022 MILK AND CREAM AND MILK PRODUCTS OTHER THAN BUTTER OR CHEESE	-	41,092	-
GRP 024 CHEESE AND CURD	-	104,591	-
GRP 037 FISH, CRUSTACEANS AND MOLLUSCS PREPARED OR PRESERVED, N.E.S.	-	3,016	-

TABLE 8 (MODIFIED)

SABAH (FINAL)

FOREIGN TRADE : COUNTRY WITH GROUP / DIVISION & SECTION TOTALS

GROUP / DIV / SECT	EXPORT & RE EXPORTS		IMPORTS	RE EXPORTS
	RM FOB	RM CIF	RM FOB	RM FOB
	JAN - DEC 2021	JAN - DEC 2021	JAN - DEC 2021	JAN - DEC 2021
GRP 042 RICE	-	2,967	-	-
GRP 047 OTHER CEREAL MEALS AND FLOURS	-	3,325	-	-
GRP 048 CEREAL PREPARATIONS AND PREPARATION OF FLOUR OR STARCH OF FRUITS OR VEGETABLES	-	647,213	-	-
GRP 054 VEGETABLES, FRESH, CHILLED, FROZEN OR SIMPLY PRESERVED	-	21	-	-
GRP 056 VEGETABLES, ROOT AND TUBERS, PREPARED OR PRESERVED, N.E.S.	-	295,282	-	-
GRP 057 FRUITS AND NUTS (NOT INCLUDING OIL NUTS), FRESH OR DRIED	-	888,670	-	-
GRP 058 FRUITS, PRESERVED, AND FRUIT PREPARATIONS (EXCLUDING FRUIT JUICES)	-	124,211	-	-
GRP 061 SUGARS, MOLASSES AND HONEY	-	7,412	-	-
GRP 062 SUGAR CONFECTIONERY	-	25,900	-	-
GRP 071 COFFEE AND COFFEE SUBSTITUTES	-	1,057,364	-	-
GRP 073 CHOCOLATE AND OTHER FOOD PREPARATIONS CONTAINING COCOA, N.E.S	-	1,856,486	-	-
GRP 075 SPICES	-	20,735	-	-
GRP 081 FEEDING STUFF FOR ANIMALS (NOT INCLUDING UNMILLED CEREALS)	-	233,108	-	-
GRP 091 MARGARINE AND SHORTENING	-	125	-	-
GRP 098 EDIBLE PRODUCTS AND PREPARATIONS, N.E.S.	-	74,726	-	-
GRP 112 ALCOHOLIC BEVERAGES	-	415,415	-	-
GRP 248 WOOD, SIMPLY WORKED, AND RAILWAY SLEEPERS OF WOOD	130,007	-	-	-
GRP 273 STONE, SAND AND GRAVEL	-	4,364	-	-
GRP 278 OTHER CRUDE MINERALS	-	5,593	-	-
GRP 292 CRUDE VEGETABLE MATERIALS, N.E.S.	-	138,604	-	-
GRP 334 PETROLEUM PRODUCTS, REFINED	-	22,155	-	-
GRP 421 FIXED VEGETABLE OILS, 'SOFT', CRUDE, REFINED OR PURIFIED	-	413,868	-	-
GRP 422 OTHER FIXED VEGETABLE OILS, FLUID OR SOLID, CRUDE, REFINED OR PURIFIED	62,750,026	-	-	-
GRP 512 ALCOHOLS, PHENOLS, PHENOL-ALCOHOLS, AND THEIR DERIVATIVES	244,149,157	-	-	-
GRP 523 METALLIC SALTS AND PEROXYSALTS, OF INORGANIC ACIDS	-	49,994	-	-
GRP 541 MEDICINAL AND PHARMACEUTICAL PRODUCTS, OTHER THAN MEDICAMENTS OF GROUP 542	-	11,552	-	-
GRP 551 ESSENTIAL OILS, PERFUME AND FLAVOUR MATERIALS	-	2,447	-	-
GRP 553 PERFUMERY, COSMETICS AND TOILET PREPARATIONS	-	144,357	-	-
GRP 592 STARCHES, INULIN AND WHEAT GLUTEN; ALBUMINOIDAL SUBSTANCES; GLUES	-	1,483,502	-	-
GRP 593 EXPLOSIVES AND PYROTECHNIC PRODUCTS	-	16,066	-	-
GRP 598 MISCELLANEOUS CHEMICAL PRODUCTS, N.E.S.	-	515,722	-	-
GRP 621 MATERIALS OF RUBBER	-	120,947	-	-
GRP 625 RUBBER TYRES, INTERCHANGEABLE TRYE TREADS, INNER TUBES AND TYRE FLABS	-	119,804	-	-
GRP 629 ARTICLES OF RUBBER, N.E.S	4,477	884,407	4,477	4,477

TABLE 8 (MODIFIED)

SABAH (FINAL)

FOREIGN TRADE : COUNTRY WITH GROUP / DIVISION & SECTION TOTALS

GROUP / DIV / SECT	EXPORT & RE EXPORTS	IMPORTS	RE EXPORTS
	RM FOB JAN - DEC 2021	RM CIF JAN - DEC 2021	RM FOB JAN - DEC 2021
GRP 634 VENEERS, PLYWOOD, PARTICLE BOARD, AND OTHER WOOD, WORKED, N.E.S.	503,231	-	-
GRP 642 PAPER AND PAPERBOARD, CUT TO SIZE OR SHAPE, AND ARTICLES OF PAPER OR PAPERBOARD	-	13,249	-
GRP 658 MADE-UP ARTICLES, WHOLLY OR CHIEFLY OF TEXTILE MATERIALS, N.E.S.	-	3,161	-
GRP 665 GLASSWARE	-	9,432	-
GRP 679 TUBES, PIPES AND HOLLOW PROFILES, AND TUBES OR PIPE FITTINGS, OF IRON OR STEEL	15,452	952,302	15,452
GRP 691 STRUCTURES AND PARTS OF STRUCTURES, N.E.S., OF IRON, STEEL OR ALUMINIUM	-	440,874	-
GRP 692 METAL CONTAINERS FOR STORAGE OR TRANSPORT	-	10,731	-
GRP 693 WIRE PRODUCTS (EXCLUDING INSULATED ELECTRICAL WIRING) AND FENCING GRILLS	-	9,495	-
GRP 694 NAILS, SCREWS, NUTS, BOLTS, RIVETS AND THE LIKE, OF IRON, STEEL, COPPER OR ALUMINIUM	-	273,850	-
GRP 695 TOOLS FOR USE IN THE HAND OR IN MACHINES	-	1,070,828	-
GRP 697 HOUSEHOLD EQUIPMENT OF BASE METAL, N.E.S.	-	34,421	-
GRP 699 MANUFACTURES OF BASE METAL, N.E.S.	2,035	378,001	2,035
GRP 713 INTERNAL COMBUSTION PISTON ENGINES, AND PARTS THEREOF, N.E.S.	-	84,709	-
GRP 714 ENGINES AND MOTORS, NON-ELECTRIC, AND PARTS, N.E.S.	-	2,310,111	-
GRP 716 ROTATING ELECTRIC PLANT AND PARTS THEREOF, N.E.S.	-	381,720	-
GRP 718 OTHER POWER GENERATING MACHINERY AND PARTS THEREOF, N.E.S.	-	159,653	-
GRP 721 AGRICULTURAL MACHINERY (EXCLUDING TRACTORS) AND PARTS THEREOF	-	2,189,776	-
GRP 722 TRACTORS, WHETHER OR NOT FITTED WITH POWER TAKE OFFS, WINCHES OR PULLEYS	-	6,048,686	-
GRP 723 CIVIL ENGINEERING AND CONTRACTORS' PLANT AND EQUIPMENT	146,861	3,167,749	146,861
GRP 726 PRINTING AND BOOKBINDING MACHINERY, AND PARTS THEREOF	-	2,484	-
GRP 727 FOOD-PROCESSING MACHINES (EXCLUDING DOMESTIC)	-	66,677	-
GRP 728 OTHER MACHINERY AND EQUIPMENT SPECIALIZED FOR PARTICULAR INDUSTRIES, AND PARTS THEREOF, N.E.S.	59,678	2,210,772	59,678
GRP 731 MACHINE-TOOLS WORKING BY REMOVING METAL OR OTHER MATERIAL	-	62,216	-
GRP 733 MACHINE-TOOLS FOR WORKING METAL, SINTERED METAL CARBIDES OF CERMETS, WITHOUT REMOVING MATERIAL	-	17,391	-
GRP 735 PARTS, N.E.S AND ACCESSORIES FOR USE WITH MACHINES FALLING WITHIN GRP 731 AND 733	-	9,947	-
GRP 741 HEATING AND COOLING EQUIPMENT AND PARTS THEREOF, N.E.S.	-	1,436,182	-
GRP 742 PUMPS FOR LIQUIDS, LIQUID ELEVATORS AND PARTS	-	2,016,618	-
GRP 743 PUMPS (OTHER THAN PUMPS FOR LIQUIDS) AND COMPRESSORS AND FANS; CENTRIFUGES; FILTERING OR PURIFYING APPARATUS	-	1,368,810	-
GRP 744 MECHANICAL HANDLING EQUIPMENT, AND PARTS THEREOF, N.E.S.	-	66,356	-
GRP 745 OTHER NON-ELECTRICAL MACHINERY, TOOLS AND MECHANICAL APPARATUS, AND PARTS THEREOF, N.E.S.	-	461,651	-
GRP 746 BALL OR ROLLER BEARINGS	-	131,664	-
GRP 747 TAPS, COCKS, VALVES AND SIMILAR APPLIANCE	97,751	6,562,698	97,751
GRP 748 TRANSMISSION SHAFTS AND CRANKS; BEARING HOUSINGS AND PARTS THEREOF	-	867,915	-
GRP 749 NON-ELECTRIC PARTS AND ACCESSORIES OF MACHINERY, N.E.S.	5,532	1,017,171	5,532

TABLE 8 (MODIFIED)

SABAH (FINAL)

FOREIGN TRADE : COUNTRY WITH GROUP / DIVISION & SECTION TOTALS

GROUP / DIV / SECT	EXPORT & RE EXPORTS		IMPORTS	RE EXPORTS
	RM FOB	RM CIF	RM CIF	RM FOB
	JAN - DEC 2021	JAN - DEC 2021	JAN - DEC 2021	JAN - DEC 2021
GRP 752	AUTOMATIC DATA PROCESSING MACHINES AND UNITS THEREOF	10,000	73,036	10,000
GRP 761	TELEVISION RECEIVERS WITH RADIO-BROADCAST RECEIVERS, SOUND RECORDERS OR REPRODUCERS	-	2,412	-
GRP 764	TELECOMMUNICATIONS EQUIPMENTS, N.E.S.; THEIR PARTS, AND ACCESSORIES USED IN DIVISION 76	-	702,437	-
GRP 771	ELECTRIC POWER MACHINERY (OTHER THAN ROTATING ELECTRIC PLANT), AND PARTS THEREOF	-	413,462	-
GRP 772	ELECTRICAL APPARATUS, RESISTOR, SWITCHBOARD AND CONTROL PANELS N.E.S., AND PARTS N.E.S.	-	1,038,281	-
GRP 773	EQUIPMENT FOR DISTRIBUTING ELECTRICITY, N.E.S.	-	445,776	-
GRP 774	ELECTRO-DIAGNOSTIC APPARATUS FOR MEDICAL, SURGICAL, DENTAL OR VETERINARY SCIENCES AND RADIOLOGICAL APPARATUS	-	69,911	-
GRP 776	THERMIONIC VALVES AND TUBES; PHOTOCELLS; ETC., AND PARTS THEREOF, N.E.S.	-	60,683	-
GRP 778	ELECTRICAL MACHINERY AND APPARATUS, N.E.S.	-	2,933,024	-
GRP 781	MOTOR CARS AND OTHER MOTOR VEHICLES FOR THE TRANSPORT OF PERSONS	-	7,010,966	-
GRP 784	PARTS AND ACCESSORIES, OF THE MOTOR VEHICLES FALLING WITHIN GROUP 722, 781, 782 OR 783	-	340,034	-
GRP 785	MOTORCYCLES, AND CYCLES, MOTORIZED AND NON-MOTORIZED; INVALID CARRIAGES	-	535,476	-
GRP 786	TRAILERS AND SEMI-TRAILERS; OTHER VEHICLES, NOT MECHANICALLY PROPELLED; SPECIALLY DESIGNED AND EQUIPPED TRANSPORT CONTAINERS	-	628,545	-
GRP 792	AIRCRAFT AND ASSOCIATED EQUIPMENT, SPACECRAFTS AND SPACECRAFT LAUNCH VEHICLES AND PARTS	-	1,258,559	-
GRP 793	SHIPS, BOATS (INCLUDING HOVERCRAFT) AND FLOATING STRUCTURES	-	118,313	-
GRP 813	LIGHTING FIXTURES AND FITTINGS, N.E.S.	-	30,494	-
GRP 821	FURNITURE AND PARTS THEREOF	-	42,057	-
GRP 831	TRAVEL GOODS, HANDBAGS AND SIMILAR CONTAINERS	-	1,164,653	-
GRP 841	MEN'S OR BOYS' COATS, CAPES, JACKETS, SUITS, BLAZERS, TROUSERS, UNDERWEAR, ETC., OF TEXTILE FABRICS, NOT KNITTED OR CROCHETED	-	58,404	-
GRP 842	WOMEN'S AND GIRLS' COATS, CAPES, JACKETS, SUITS, BLAZERS, TROUSERS, SHORTS AND SIMILAR ARTICLES OF TEXTILE FABRICS, NOT KNITTED OR CROCHETED	-	83,954	-
GRP 843	MEN'S OR BOYS' COATS, CAPES, JACKETS, SUITS, BLAZERS, TROUSERS, SHORTS AND SIMILAR ARTICLES OF TEXTILE FABRICS, KNITTED OR CROCHETED	-	32,691	-
GRP 844	WOMEN'S AND GIRLS' COATS, CAPES, JACKETS, SUITS, BLAZERS, TROUSERS, SHORTS AND SIMILAR ARTICLES OF TEXTILE FABRICS, KNITTED OR CROCHETED	-	29,056	-
GRP 845	ARTICLES OF APPAREL, OF TEXTILE FABRICS, WHETHER OR NOT KNITTED OR CROCHETED, N.E.S.	-	187,023	-
GRP 846	CLOTHING ACCESSORIES, OF TEXTILE FABRICS, WHETHER OR NOT KNITTED OR CROCHETED	-	19,564	-
GRP 848	ARTICLES OF APPAREL AND CLOTHING ACCESSORIES OF OTHER THAN TEXTILE FABRICS, HEADGEAR OF ALL MATERIALS	-	173,502	-
GRP 851	FOOTWEAR	-	1,122,390	-
GRP 871	OPTICAL INSTRUMENTS AND APPARATUS, N.E.S.	-	3,721	-
GRP 872	MEDICAL INSTRUMENTS AND APPLIANCES, N.E.S.	-	17,462	-
GRP 873	METERS AND COUNTERS, N.E.S.	9,707	-	9,707
GRP 874	MEASURING, CHECKING, ANALYSING AND CONTROLLING INSTRUMENTS AND APPARATUS N.E.S.	24,839	2,899,917	24,839
GRP 884	OPTICAL GOODS, N.E.S.	-	18,499	-

TABLE 8 (MODIFIED)

SABAH (FINAL)

FOREIGN TRADE : COUNTRY WITH GROUP / DIVISION & SECTION TOTALS

GROUP / DIV / SECT	EXPORT & RE EXPORTS		IMPORTS	RE EXPORTS
	RM FOB	RM FOB	RM CIF	RM FOB
	JAN - DEC 2021		JAN - DEC 2021	JAN - DEC 2021
GRP 885	WATCHES AND CLOCKS	-	16,181	-
GRP 891	ARMS AND AMMUNITION	-	267,633	-
GRP 892	PRINTED MATTER	-	21,483	-
GRP 893	ARTICLES, N.E.S OF PLASTICS	-	52,453	-
GRP 894	BABY CARRIAGES, TOYS, GAMES AND SPORTING GOODS	-	9,291	-
GRP 895	OFFICE AND STATIONARY SUPPLIES, N.E.S.	-	11,565	-
GRP 897	JEWELLERY, GOLDSMITHS' AND SILVERSMITHS' WARES AND OTHER ARTICLES OF PRECIOUS OR SEMI-PRECIOUS MATERIALS, N.E.S.	-	38,441	-
GRP 898	MUSICAL INSTRUMENTS AND PARTS AND ACCESSORIES THEREOF	-	102,419	-
GRP 899	MISCELLANEOUS MANUFACTURED ARTICLES, N.E.S.	-	12,957	-
GRP 931	SPECIAL TRANSACTIONS AND COMMODITIES	16,154	916,606	16,154
DIV 01	MEAT AND MEAT PREPARATIONS	-	15,481	-
DIV 02	DAIRY PRODUCT AND BIRDS EGGS	-	145,683	-
DIV 03	FISH, CRUSTACEANS AND MOLLUSCS, AND PREPARATIONS THEREOF	-	3,016	-
DIV 04	CEREALS AND CEREAL PREPARATIONS	-	653,505	-
DIV 05	VEGETABLES AND FRUITS	-	1,308,184	-
DIV 06	SUGARS, SUGAR PREPARATIONS AND HONEY	-	33,312	-
DIV 07	COFFEE, TEA, COCOA, SPICES, AND MANUFACTURES THEREOF	-	2,934,585	-
DIV 08	FEEDING STUFF FOR ANIMALS (NOT INCLUDING UNMILLED CEREALS)	-	233,108	-
DIV 09	MISCELLANEOUS EDIBLE PRODUCTS AND PREPARATIONS	-	74,851	-
DIV 11	BEVERAGES	-	415,415	-
DIV 24	CORK AND WOOD	130,007	-	-
DIV 27	CRUDE FERTILIZERS AND CRUDE MINERALS (EXCLUDING COAL, PETROLEUM AND PRECIOUS STONES)	-	9,957	-
DIV 29	CRUDE ANIMAL AND VEGETABLE MATERIALS, N.E.S.	-	138,604	-
DIV 33	PETROLEUM, PETROLEUM PRODUCTS AND RELATED MATERIALS	-	22,155	-
DIV 42	FIXED VEGETABLE OILS AND FATS, CRUDE, REFINED OR FRACTIONATED	62,750,026	413,868	-
DIV 51	ORGANIC CHEMICALS	244,149,157	-	-
DIV 52	INORGANIC CHEMICALS	-	49,994	-
DIV 54	MEDICINAL AND PHARMACEUTICAL PRODUCTS	-	11,552	-
DIV 55	ESSENTIAL OILS AND RESINOIDS AND PERFUME MATERIALS; TOILET, POLISHING AND CLEANSING PREPARATIONS	-	146,804	-
DIV 59	CHEMICAL MATERIALS AND PRODUCTS, N.E.S.	-	2,015,290	-
DIV 62	RUBBER MANUFACTURES, N.E.S.	4,477	1,125,158	4,477
DIV 63	CORK AND WOOD MANUFACTURES (EXCLUDING FURNITURE)	503,231	-	-
DIV 64	PAPER, PAPERBOARD, AND ARTICLES OF PAPER PULP, OF PAPER OR PAPERBOARD	-	13,249	-

TABLE 8 (MODIFIED)

SABAH (FINAL)

FOREIGN TRADE : COUNTRY WITH GROUP / DIVISION & SECTION TOTALS

GROUP / DIV / SECT	EXPORT & RE EXPORTS		IMPORTS	RE EXPORTS
	RM FOB	RM CIF	RM CIF	RM FOB
	JAN - DEC 2021	JAN - DEC 2021	JAN - DEC 2021	JAN - DEC 2021
DIV 65	TEXTILE YARN, FABRICS, MADE-UP ARICLES, N.E.S. AND RELATED PRODUCTS	-	3,161	-
DIV 66	NON-METALLIC MINERAL MANUFACTURES N.E.S.	-	9,432	-
DIV 67	IRON AND STEEL	15,452	952,302	15,452
DIV 69	MANUFACTURES OF METAL, N.E.S.	2,035	2,218,200	2,035
DIV 71	POWER GENERATING MACHINERY AND EQUIPMENT	-	2,936,193	-
DIV 72	MACHINERY SPECIALIZED FOR PARTICULAR INDUSTRIES	206,539	13,686,144	206,539
DIV 73	METALWORKING MACHINERY	-	89,554	-
DIV 74	GENERAL INDUSTRIAL MACHINERY AND EQUIPMENT, N.E.S. AND MACHINE PARTS, N.E.S.	103,283	13,929,065	103,283
DIV 75	OFFICE MACHINES AND AUTOMATIC DATA PROCESSING EQUIPMENT	10,000	73,036	10,000
DIV 76	TELECOMMUNICATIONS AND SOUND RECORDING AND REPRODUCING APPARATUS AND EQUIPMENT	-	704,849	-
DIV 77	ELECTRICAL MACHINERY, APPARATUS AND APPLIANCES, N.E.S. AND ELECTRICAL PARTS THEREOF	-	4,961,137	-
DIV 78	ROAD VEHICLES (INCLUDING AIR - CUSHION VEHICLES)	-	8,515,021	-
DIV 79	OTHERS TRANSPORT EQUIPMENT	-	1,376,872	-
DIV 81	PREFABRICATED BUILDINGS, SANITARY, PLUMBING, HEATING AND LIGHTING FIXTURES AND FITTINGS, N.E.S.	-	30,494	-
DIV 82	FURNITURE AND PARTS THEREOF	-	42,057	-
DIV 83	TRAVEL GOODS, HANDBAGS AND SIMILAR CONTAINERS	-	1,164,653	-
DIV 84	ARTICLES OF APPAREL AND CLOTHING ACCESSORIES	-	584,194	-
DIV 85	FOOTWEAR	-	1,122,390	-
DIV 87	PROFESSIONAL, SCIENTIFIC AND CONTROLLING INSTRUMENTS AND APPARATUS, N.E.S.	34,546	2,921,100	34,546
DIV 88	PHOTOGRAPHIC APPARATUS, EQUIPMENT AND SUPPLIED AND OPTICAL GOODS, N.E.S., WATCHES AND CLOCKS	-	34,680	-
DIV 89	MISCELLANEOUS MANUFACTURED ARTICLES, N.E.S.	-	516,242	-
DIV 93	SPECIAL TRANSACTIONS AND COMMODITIES	16,154	916,606	16,154
SECT 0	FOOD AND LIVE ANIMALS	-	5,401,725	-
SECT 1	BEVERAGES AND TOBACCO	-	415,415	-
SECT 2	CRUDE MATERIALS, INEDIABLE	130,007	148,561	-
SECT 3	MINERAL FUELS, LUBRICANTS, ETC.	-	22,155	-
SECT 4	ANIMAL AND VEGETABLE OILS AND FATS	62,750,026	413,868	-
SECT 5	CHEMICALS	244,149,157	2,223,640	-
SECT 6	MANUFACTURED GOODS	525,195	4,321,502	21,964
SECT 7	MACHINERY & TRANSPORT EQUIPMENT	319,822	46,271,871	319,822
SECT 8	MISCELLANEOUS MANUFACTURED ARTICLES	34,546	6,415,810	34,546
SECT 9	MISCELLANEOUS TRANSACTIONS AND COMMODITIES	16,154	916,606	16,154
	TOTAL - ITALY	307,924,907	66,551,153	392,486

TABLE 8 (MODIFIED)

SABAH (FINAL)

FOREIGN TRADE : COUNTRY WITH GROUP / DIVISION & SECTION TOTALS

GROUP / DIV / SECT	EXPORT & RE EXPORTS		IMPORTS	RE EXPORTS
	RM FOB	RM CIF	RM CIF	RM FOB
	JAN - DEC 2021		JAN - DEC 2021	JAN - DEC 2021

... JAMAICA				
GRP 112	ALCOHOLIC BEVERAGES	-	4,619	-
GRP 931	SPECIAL TRANSACTIONS AND COMMODITIES	-	2,233	-
DIV 11	BEVERAGES	-	4,619	-
DIV 93	SPECIAL TRANSACTIONS AND COMMODITIES	-	2,233	-
SECT 1	BEVERAGES AND TOBACCO	-	4,619	-
SECT 9	MISCELLANEOUS TRANSACTIONS AND COMMODITIES	-	2,233	-
	TOTAL - JAMAICA	-	6,852	-
... JAPAN				
GRP 017	MEAT AND EDIBLE MEAT OFFAL, PREPARED OR PRESERVED, N.E.S.	-	9,975	-
GRP 022	MILK AND CREAM AND MILK PRODUCTS OTHER THAN BUTTER OR CHEESE	-	131,644	-
GRP 024	CHEESE AND CURD	-	53,890	-
GRP 034	FISH, FRESH(LIVE OR DEAD), CHILLED OR FROZEN	7,100,879	996,395	-
GRP 036	CRUSTACEANS AND MOLLUSCS, FRESH, CHILLED, FROZEN, SALTED OR IN BRINE OR DRIED	20,654,633	319,950	-
GRP 037	FISH, CRUSTACEANS AND MOLLUSCS PREPARED OR PRESERVED, N.E.S.	-	365,283	-
GRP 042	RICE	-	248,932	-
GRP 048	CEREAL PREPARATIONS AND PREPARATION OF FLOUR OR STARCH OF FRUITS OR VEGETABLES	440,324	517,489	234,225
GRP 054	VEGETABLES, FRESH, CHILLED, FROZEN OR SIMPLY PRESERVED	-	1,058,697	-
GRP 056	VEGETABLES, ROOT AND TUBERS, PREPARED OR PRESERVED, N.E.S.	-	672,637	-
GRP 057	FRUITS AND NUTS (NOT INCLUDING OIL NUTS), FRESH OR DRIED	-	49,530	-
GRP 058	FRUITS, PRESERVED, AND FRUIT PREPARATIONS (EXCLUDING FRUIT JUICES)	-	61,018	-
GRP 059	FRUIT JUICES (INCLUDING GRAPE MUST) & VEGETABLE JUICES, UNFERMENTED & NOT CONTAINING ADDED SPIRIT,WHETHER / NOT CONTAINING ADDED SUGAR OR OTHER SWEETENING MATTER	-	9,459	-
GRP 061	SUGARS, MOLASSES AND HONEY	3,360	-	-
GRP 073	CHOCOLATE AND OTHER FOOD PREPARATIONS CONTAINING COCOA, N.E.S	-	23,721	-
GRP 074	TEA AND MATE	-	59,775	-
GRP 075	SPICES	-	5,463	-
GRP 081	FEEDING STUFF FOR ANIMALS (NOT INCLUDING UNMILLED CEREALS)	-	1,678,594	-
GRP 098	EDIBLE PRODUCTS AND PREPARATIONS, N.E.S.	1,465,176	743,623	1,465,176
GRP 111	NON-ALCOHOLIC BEVERAGES, N.E.S.	-	215,569	-
GRP 112	ALCOHOLIC BEVERAGES	-	2,025,283	-
GRP 211	HIDES AND SKINS (EXCEPT FURSKINS), RAW	109,186	-	-
GRP 246	WOOD IN CHIPS OR PARTICLES AND WOOD WASTE	33,204,671	-	-
GRP 248	WOOD, SIMPLY WORKED, AND RAILWAY SLEEPERS OF WOOD	34,543,963	-	-

TABLE 8 (MODIFIED)

SABAH (FINAL)

FOREIGN TRADE : COUNTRY WITH GROUP / DIVISION & SECTION TOTALS

GROUP / DIV /SECT	EXPORT & RE EXPORTS		IMPORTS	RE EXPORTS
	RM FOB	RM CIF	RM FOB	RM FOB
	JAN - DEC 2021	JAN - DEC 2021	JAN - DEC 2021	JAN - DEC 2021
GRP 269 WORN CLOTHING AND OTHER WORN TEXTILE ARTICLES ;RAGS	730,750	8,195,883	627,222	
GRP 278 OTHER CRUDE MINERALS	-	10,450	-	
GRP 291 CRUDE ANIMAL MATERIALS, N.E.S.	7,200	-	-	
GRP 292 CRUDE VEGETABLE MATERIALS, N.E.S.	35,632,157	457,030	126,415	
GRP 334 PETROLEUM PRODUCTS, REFINED	-	48,675	-	
GRP 343 NATURAL GAS, WHETHER OR NOT LIQUEFIED	444,311,426	-	-	
GRP 421 FIXED VEGETABLE OILS, 'SOFT', CRUDE, REFINED OR PURIFIED	-	13,149	-	
GRP 422 OTHER FIXED VEGETABLE OILS, FLUID OR SOLID, CRUDE, REFINED OR PURIFIED	1,155,564,318	-	-	
GRP 431 ANIMAL OR VEGETABLE OILS AND FATS, PROCESSED, AND WAXES OF ANIMAL OR VEGETABLE ORIGIN	22,918,083	-	-	
GRP 512 ALCOHOLS, PHENOLS, PHENOL-ALCOHOLS, AND THEIR DERIVATIVES	123,466,914	-	-	
GRP 514 NITROGEN-FUNCTION COMPOUNDS	-	2,250,216	-	
GRP 515 ORGANO-INORGANIC AND HETEROCYCLIC COMPOUNDS	-	1,429,744	-	
GRP 523 METALLIC SALTS AND PEROXYSALTS, OF INORGANIC ACIDS	5,520	-	5,520	
GRP 533 PIGMENTS, PAINTS, VARNISHES AND RELATED MATERIALS	-	3,693	-	
GRP 541 MEDICINAL AND PHARMACEUTICAL PRODUCTS, OTHER THAN MEDICAMENTS OF GROUP 542	-	715,656	-	
GRP 542 MEDICAMENTS (INCLUDING VETERINARY MEDICAMENTS)	1,216,112	57,508	1,216,112	
GRP 551 ESSENTIAL OILS, PERFUME AND FLAVOUR MATERIALS	-	44,657	-	
GRP 553 PERFUMERY, COSMETICS AND TOILET PREPARATIONS	204,577	600,286	204,577	
GRP 554 SOAP, CLEANSING AND POLISHING PREPARATIONS	-	2,520	-	
GRP 562 FERTILIZERS, MANUFACTURED	-	45,972,204	-	
GRP 574 POLYACETALS, OTHER POLYETHERS AND EPOXIDE RESINS, IN PRIMARY FORMS	-	204,210	-	
GRP 575 OTHER PLASTICS, IN PRIMARY FORMS	-	636,341	-	
GRP 582 PLATES, SHEETS, FILM, COIL AND STRIP OF PLASTICS	-	39,115	-	
GRP 591 DISINFECTANTS, INSECTICIDES, FUNGICIDES, WEED KILLERS, ANTI-SPROUTING PRODUCTS, ETC.	-	243,510	-	
GRP 592 STARCHES, INULIN AND WHEAT GLUTEN; ALBUMINOIDAL SUBSTANCES; GLUES	-	461,598	-	
GRP 597 PREPARED ADDITIVES FOR MINERAL OILS; LUBRICATING PREPARATIONS	-	8,766	-	
GRP 598 MISCELLANEOUS CHEMICAL PRODUCTS, N.E.S.	-	587,271	-	
GRP 612 MANUFACTURES OF LEATHER OR OF COMPOSITION LEATHER, N.E.S. SADDLERY, HARNESS	-	9,048	-	
GRP 621 MATERIALS OF RUBBER	55,387	9,590	55,387	
GRP 625 RUBBER TYRES, INTERCHANGEABLE TRYE TREADS, INNER TUBES AND TYRE FLABS	-	1,925,655	-	
GRP 629 ARTICLES OF RUBBER, N.E.S	-	3,019,533	-	
GRP 634 VENEERS, PLYWOOD, PARTICLE BOARD, AND OTHER WOOD, WORKED, N.E.S.	203,249,657	468,749	-	
GRP 635 WOOD MANUFACTURES, N.E.S.	1,469,573	13,222	-	
GRP 641 PAPER AND PAPERBOARD	-	2,186,882	-	

TABLE 8 (MODIFIED)

SABAH (FINAL)

FOREIGN TRADE : COUNTRY WITH GROUP / DIVISION & SECTION TOTALS

GROUP / DIV / SECT	EXPORT & RE EXPORTS		IMPORTS	RE EXPORTS
	RM FOB	RM CIF	RM FOB	RM FOB
	JAN - DEC 2021	JAN - DEC 2021	JAN - DEC 2021	JAN - DEC 2021
GRP 642 PAPER AND PAPERBOARD, CUT TO SIZE OR SHAPE, AND ARTICLES OF PAPER OR PAPERBOARD	10,120	2,918,207	5,120	
GRP 654 TEXTILE FABRICS, WOVEN	-	9,382	-	
GRP 658 MADE-UP ARTICLES, WHOLLY OR CHIEFLY OF TEXTILE MATERIALS, N.E.S.	-	10,248	-	
GRP 663 MINERAL MANUFACTURES, N.E.S.	-	40,184	-	
GRP 664 GLASS	-	56,058	-	
GRP 665 GLASSWARE	23,058	14,669	23,058	
GRP 666 POTTERY	-	2,141	-	
GRP 673 FLAT-ROLLED PRODUCTS, OF IRON OR NON-ALLOY STEEL, NOT CLAD, PLATED OR COATED	-	329,166	-	
GRP 676 IRON AND STEEL BARS, RODS, ANGLES, SHAPES AND SECTIONS (INCLUDING SHEET PILING)	-	25,852	-	
GRP 678 WIRE OF IRON OR STEEL	-	4,216	-	
GRP 679 TUBES, PIPES AND HOLLOW PROFILES, AND TUBES OR PIPE FITTINGS, OF IRON OR STEEL	38,493	144,191,428	38,493	
GRP 682 COPPER (INCLUDING ALLOYS)	22,803	-	22,803	
GRP 684 ALUMINIUM (INCLUDING ALLOYS)	-	3,348	-	
GRP 691 STRUCTURES AND PARTS OF STRUCTURES, N.E.S., OF IRON, STEEL OR ALUMINIUM	20,507	5,600	20,507	
GRP 693 WIRE PRODUCTS (EXCLUDING INSULATED ELECTRICAL WIRING) AND FENCING GRILLS	4,894	3,025	4,894	
GRP 694 NAILS, SCREWS, NUTS, BOLTS, RIVETS AND THE LIKE, OF IRON, STEEL, COPPER OR ALUMINIUM	5,192	536,103	5,192	
GRP 695 TOOLS FOR USE IN THE HAND OR IN MACHINES	68,876	352,223	68,876	
GRP 697 HOUSEHOLD EQUIPMENT OF BASE METAL, N.E.S.	-	3,962	-	
GRP 699 MANUFACTURES OF BASE METAL, N.E.S.	13,330	210,013	13,330	
GRP 712 STEAM TURBINES AND OTHER VAPOUR TURBINES, AND PARTS THEREOF, N.E.S.	-	9,985,074	-	
GRP 713 INTERNAL COMBUSTION PISTON ENGINES, AND PARTS THEREOF, N.E.S.	12,090	26,979,522	12,090	
GRP 714 ENGINES AND MOTORS, NON-ELECTRIC, AND PARTS, N.E.S.	-	2,016,708	-	
GRP 716 ROTATING ELECTRIC PLANT AND PARTS THEREOF, N.E.S.	800,328	1,181,752	800,328	
GRP 718 OTHER POWER GENERATING MACHINERY AND PARTS THEREOF, N.E.S.	2,853	132,924	2,853	
GRP 721 AGRICULTURAL MACHINERY (EXCLUDING TRACTORS) AND PARTS THEREOF	-	152,204	-	
GRP 722 TRACTORS, WHETHER OR NOT FITTED WITH POWER TAKE OFFS, WINCHES OR PULLEYS	-	12,316,580	-	
GRP 723 CIVIL ENGINEERING AND CONTRACTORS' PLANT AND EQUIPMENT	1,454,567	40,606,708	1,454,567	
GRP 724 TEXTILE AND LEATHER MACHINERY, AND PARTS THEREOF, N.E.S.	-	496,573	-	
GRP 726 PRINTING AND BOOKBINDING MACHINERY, AND PARTS THEREOF	-	5,280	-	
GRP 728 OTHER MACHINERY AND EQUIPMENT SPECIALIZED FOR PARTICULAR INDUSTRIES, AND PARTS THEREOF, N.E.S.	219,717	2,673,039	219,717	
GRP 733 MACHINE-TOOLS FOR WORKING METAL, SINTERED METAL CARBIDES OF CERMETS, WITHOUT REMOVING MATERIAL	-	6,765	-	
GRP 735 PARTS, N.E.S AND ACCESSORIES FOR USE WITH MACHINES FALLING WITHIN GRP 731 AND 733	-	4,934	-	
GRP 737 METALWORKING MACHINERY (OTHER THAN MACHINE-TOOLS), AND PARTS THEROF, N.E.S.	-	77,891	-	
GRP 741 HEATING AND COOLING EQUIPMENT AND PARTS THEREOF, N.E.S.	-	344,203	-	

TABLE 8 (MODIFIED)

SABAH (FINAL)

FOREIGN TRADE : COUNTRY WITH GROUP / DIVISION & SECTION TOTALS

GROUP / DIV / SECT	EXPORT & RE EXPORTS		IMPORTS	RE EXPORTS
	RM FOB	RM CIF	RM CIF	RM FOB
	JAN - DEC 2021	JAN - DEC 2021	JAN - DEC 2021	JAN - DEC 2021
GRP 742	PUMPS FOR LIQUIDS, LIQUID ELEVATORS AND PARTS	61,209	5,481,464	61,209
GRP 743	PUMPS (OTHER THAN PUMPS FOR LIQUIDS) AND COMPRESSORS AND FANS; CENTRIFUGES; FILTERING OR PURIFYING APPARATUS	2,289,655	5,065,119	2,289,655
GRP 744	MECHANICAL HANDLING EQUIPMENT, AND PARTS THEREOF, N.E.S.	1,639,058	15,158,075	1,639,058
GRP 745	OTHER NON-ELECTRICAL MACHINERY, TOOLS AND MECHANICAL APPARATUS, AND PARTS THEREOF, N.E.S.	-	1,929,663	-
GRP 746	BALL OR ROLLER BEARINGS	69,256	952,141	69,256
GRP 747	TAPS, COCKS, VALVES AND SIMILAR APPLIANCE	40,267	20,513,458	40,267
GRP 748	TRANSMISSION SHAFTS AND CRANKS; BEARING HOUSINGS AND PARTS THEREOF	181,363	2,613,417	181,363
GRP 749	NON-ELECTRIC PARTS AND ACCESSORIES OF MACHINERY, N.E.S.	390,805	3,747,065	390,805
GRP 751	OFFICE MACHINES	-	52,285	-
GRP 752	AUTOMATIC DATA PROCESSING MACHINES AND UNITS THEREOF	72,645	65,325	72,645
GRP 759	PARTS AND ACCESSORIES FOR USE WITHIN GROUPS 751 AND 752	-	99,256	-
GRP 761	TELEVISION RECEIVERS WITH RADIO-BROADCAST RECEIVERS, SOUND RECORDERS OR REPRODUCERS	-	15,245	-
GRP 762	RADIO-BROADCAST RECEIVERS WITH SOUND RECORDERS OR REPRODUCERS	-	2,763	-
GRP 763	SOUND RECORDERS OR REPRODUCERS; TELEVISION IMAGE AND SOUND RECORDERS OR REPRODUCERS; PREPARED UNRECORDED MEDIA	-	294,223	-
GRP 764	TELECOMMUNICATIONS EQUIPMENTS, N.E.S.; THEIR PARTS, AND ACCESSORIES USED IN DIVISION 76	3,000	310,064	3,000
GRP 771	ELECTRIC POWER MACHINERY (OTHER THAN ROTATING ELECTRIC PLANT), AND PARTS THEREOF	157,276	189,777	157,276
GRP 772	ELECTRICAL APPARATUS, RESISTOR, SWITCHBOARD AND CONTROL PANELS N.E.S., AND PARTS N.E.S.	127,552	215,291	127,552
GRP 773	EQUIPMENT FOR DISTRIBUTING ELECTRICITY, N.E.S.	29,280	87,792	29,280
GRP 774	ELECTRO-DIAGNOSTIC APPARATUS FOR MEDICAL, SURGICAL, DENTAL OR VETERINARY SCIENCES AND RADIOLOGICAL APPARATUS	-	3,496,227	-
GRP 775	HOUSEHOLD TYPE, ELECTRICAL AND NON- ELECTRICAL EQUIPMENT, N.E.S.	-	307,965	-
GRP 776	THERMIONIC VALVES AND TUBES; PHOTOCELLS; ETC., AND PARTS THEREOF, N.E.S.	9,147	104,460	9,147
GRP 778	ELECTRICAL MACHINERY AND APPARATUS, N.E.S.	309,487	4,653,622	309,487
GRP 781	MOTOR CARS AND OTHER MOTOR VEHICLES FOR THE TRANSPORT OF PERSONS	-	60,054,708	-
GRP 782	MOTOR VEHICLES FOR THE TRANSPORT OF GOODS AND SPECIAL PURPOSE MOTOR VEHICLES	-	3,828,954	-
GRP 784	PARTS AND ACCESSORIES, OF THE MOTOR VEHICLES FALLING WITHIN GROUP 722, 781, 782 OR 783	-	12,684,614	-
GRP 785	MOTORCYCLES, AND CYCLES, MOTORIZED AND NON-MOTORIZED; INVALID CARRIAGES	-	458,116	-
GRP 786	TRAILERS AND SEMI-TRAILERS; OTHER VEHICLES, NOT MECHANICALLY PROPELLED; SPECIALLY DESIGNED AND EQUIPPED TRANSPORT CONTAINERS	-	189,382	-
GRP 793	SHIPS, BOATS (INCLUDING HOVERCRAFT) AND FLOATING STRUCTURES	-	2,315	-
GRP 812	SANITARY, PLUMBING AND HEATING FIXTURES AND FITTINGS, N.E.S.	-	4,598	-
GRP 813	LIGHTING FIXTURES AND FITTINGS, N.E.S.	-	18,423	-
GRP 821	FURNITURE AND PARTS THEREOF	413,429	193,064	268,629
GRP 831	TRAVEL GOODS, HANDBAGS AND SIMILAR CONTAINERS	48,116	88,938	48,116

TABLE 8 (MODIFIED)

SABAH (FINAL)

FOREIGN TRADE : COUNTRY WITH GROUP / DIVISION & SECTION TOTALS

GROUP / DIV / SECT	EXPORT & RE EXPORTS RM FOB JAN - DEC 2021	IMPORTS RM CIF JAN - DEC 2021	RE EXPORTS RM FOB JAN - DEC 2021
GRP 841 MEN'S OR BOYS' COATS, CAPES, JACKETS, SUITS, BLAZERS, TROUSERS, UNDERWEAR, ETC., OF TEXTILE FABRICS, NOT KNITTED OR CROCHETED	-	30,299	-
GRP 842 WOMEN'S AND GIRLS' COATS, CAPES, JACKETS, SUITS, BLAZERS, TROUSERS, SHORTS AND SIMILAR ARTICLES OF TEXTILE FABRICS, NOT KNITTED OR CROCHETED	-	9,922	-
GRP 843 MEN'S OR BOYS' COATS, CAPES, JACKETS, SUITS, BLAZERS, TROUSERS, SHORTS AND SIMILAR ARTICLES OF TEXTILE FABRICS, KNITTED OR CROCHETED	-	19,612	-
GRP 844 WOMEN'S AND GIRLS' COATS, CAPES, JACKETS, SUITS, BLAZERS, TROUSERS, SHORTS AND SIMILAR ARTICLES OF TEXTILE FABRICS, KNITTED OR CROCHETED	-	12,463	-
GRP 845 ARTICLES OF APPAREL, OF TEXTILE FABRICS, WHETHER OR NOT KNITTED OR CROCHETED, N.E.S.	-	55,119	-
GRP 846 CLOTHING ACCESSORIES, OF TEXTILE FABRICS, WHETHER OR NOT KNITTED OR CROCHETED	-	3,211	-
GRP 848 ARTICLES OF APPAREL AND CLOTHING ACCESSORIES OF OTHER THAN TEXTILE FABRICS, HEADGEAR OF ALL MATERIALS	-	82,492	-
GRP 851 FOOTWEAR	-	8,295	-
GRP 871 OPTICAL INSTRUMENTS AND APPARATUS, N.E.S.	-	32,069	-
GRP 872 MEDICAL INSTRUMENTS AND APPLIANCES, N.E.S.	-	1,411,085	-
GRP 873 METERS AND COUNTERS, N.E.S.	-	41,631	-
GRP 874 MEASURING, CHECKING, ANALYSING AND CONTROLLING INSTRUMENTS AND APPARATUS N.E.S.	833,649	4,469,346	833,649
GRP 881 PHOTOGRAPHIC APPARATUS AND EQUIPMENT, N.E.S.	-	188,442	-
GRP 884 OPTICAL GOODS, N.E.S.	-	48,980	-
GRP 885 WATCHES AND CLOCKS	-	393,658	-
GRP 892 PRINTED MATTER	-	26,251	-
GRP 893 ARTICLES, N.E.S. OF PLASTICS	4,893	708,425	4,893
GRP 894 BABY CARRIAGES, TOYS, GAMES AND SPORTING GOODS	-	280,573	-
GRP 895 OFFICE AND STATIONARY SUPPLIES, N.E.S.	2,465	37,907	2,465
GRP 896 WORKS OF ART, COLLECTORS' PIECES AND ANTIQUES	-	22,728	-
GRP 897 JEWELLERY, GOLDSMITHS' AND SILVERSMITHS' WARES AND OTHER ARTICLES OF PRECIOUS OR SEMI-PRECIOUS MATERIALS, N.E.S.	-	36,309	-
GRP 898 MUSICAL INSTRUMENTS AND PARTS AND ACCESSORIES THEREOF	-	161,001	-
GRP 931 SPECIAL TRANSACTIONS AND COMMODITIES	156,137	2,648,023	148,087
DIV 01 MEAT AND MEAT PREPARATIONS	-	9,975	-
DIV 02 DAIRY PRODUCT AND BIRDS EGGS	-	185,534	-
DIV 03 FISH, CRUSTACEANS AND MOLLUSCS, AND PREPARATIONS THEREOF	27,755,512	1,681,628	-
DIV 04 CEREALS AND CEREAL PREPARATIONS	440,324	766,421	234,225
DIV 05 VEGETABLES AND FRUITS	-	1,851,341	-
DIV 06 SUGARS, SUGAR PREPARATIONS AND HONEY	3,360	-	-
DIV 07 COFFEE, TEA, COCOA, SPICES, AND MANUFACTURES THEREOF	-	88,959	-
DIV 08 FEEDING STUFF FOR ANIMALS (NOT INCLUDING UNMILLED CEREALS)	-	1,678,594	-

TABLE 8 (MODIFIED)

SABAH (FINAL)

FOREIGN TRADE : COUNTRY WITH GROUP / DIVISION & SECTION TOTALS

GROUP / DIV / SECT		EXPORT & RE EXPORTS	IMPORTS	RE EXPORTS
		RM FOB JAN - DEC 2021	RM CIF JAN - DEC 2021	RM FOB JAN - DEC 2021
DIV 09	MISCELLANEOUS EDIBLE PRODUCTS AND PREPARATIONS	1,465,176	743,623	1,465,176
DIV 11	BEVERAGES	-	2,240,852	-
DIV 21	HIDES, SKINS AND FURSKINS, RAW	109,186	-	-
DIV 24	CORK AND WOOD	67,748,634	-	-
DIV 26	TEXTILE FIBRES(OTHER THAN WOOL TOPS) AND THEIR WASTES (NOT MANUFACTURED INTO YARN OR FABRICS)	730,750	8,195,883	627,222
DIV 27	CRUDE FERTILIZERS AND CRUDE MINERALS (EXCLUDING COAL, PETROLEUM AND PRECIOUS STONES)	-	10,450	-
DIV 29	CRUDE ANIMAL AND VEGETABLE MATERIALS, N.E.S.	35,639,357	457,030	126,415
DIV 33	PETROLEUM, PETROLEUM PRODUCTS AND RELATED MATERIALS	-	48,675	-
DIV 34	GAS, NATURAL AND MANUFACTURED	444,311,426	-	-
DIV 42	FIXED VEGETABLE OILS AND FATS, CRUDE, REFINED OR FRACTIONATED	1,155,564,318	13,149	-
DIV 43	ANIMAL OR VEGETABLE OILS AND FATS, PROCESSED, AND WAXES OF ANIMAL OR VEGETABLE ORIGIN	22,918,083	-	-
DIV 51	ORGANIC CHEMICALS	123,466,914	3,679,960	-
DIV 52	INORGANIC CHEMICALS	5,520	-	5,520
DIV 53	DYEING, TANNING AND COLOURING MATERIALS	-	3,693	-
DIV 54	MEDICINAL AND PHARMACEUTICAL PRODUCTS	1,216,112	773,164	1,216,112
DIV 55	ESSENTIAL OILS AND RESINOIDS AND PERFUME MATERIALS; TOILET, POLISHING AND CLEANSING PREPARATIONS	204,577	647,463	204,577
DIV 56	FERTILIZERS, MANUFACTURED	-	45,972,204	-
DIV 57	PLASTICS IN PRIMARY FORMS	-	840,551	-
DIV 58	PLASTICS IN NON-PRIMARY FORMS	-	39,115	-
DIV 59	CHEMICAL MATERIALS AND PRODUCTS, N.E.S.	-	1,301,145	-
DIV 61	LEATHER, LEATHER MANUFACTURES, N.E.S. AND DRESSED FURSKINS	-	9,048	-
DIV 62	RUBBER MANUFACTURES, N.E.S.	55,387	4,954,778	55,387
DIV 63	CORK AND WOOD MANUFACTURES (EXCLUDING FURNITURE)	204,719,230	481,971	-
DIV 64	PAPER, PAPERBOARD, AND ARTICLES OF PAPER PULP, OF PAPER OR PAPERBOARD	10,120	5,105,089	5,120
DIV 65	TEXTILE YARN, FABRICS, MADE-UP ARICLES, N.E.S. AND RELATED PRODUCTS	-	19,630	-
DIV 66	NON-METALLIC MINERAL MANUFACTURES N.E.S.	23,058	113,052	23,058
DIV 67	IRON AND STEEL	38,493	144,550,662	38,493
DIV 68	NON-FERROUS METALS	22,803	3,348	22,803
DIV 69	MANUFACTURES OF METAL, N.E.S.	112,799	1,110,926	112,799
DIV 71	POWER GENERATING MACHINERY AND EQUIPMENT	815,271	40,295,980	815,271
DIV 72	MACHINERY SPECIALIZED FOR PARTICULAR INDUSTRIES	1,674,284	56,250,384	1,674,284
DIV 73	METALWORKING MACHINERY	-	89,590	-
DIV 74	GENERAL INDUSTRIAL MACHINERY AND EQUIPMENT, N.E.S. AND MACHINE PARTS, N.E.S.	4,671,613	55,804,605	4,671,613
DIV 75	OFFICE MACHINES AND AUTOMATIC DATA PROCESSING EQUIPMENT	72,645	216,866	72,645

TABLE 8 (MODIFIED)

SABAH (FINAL)

FOREIGN TRADE : COUNTRY WITH GROUP / DIVISION & SECTION TOTALS

GROUP / DIV / SECT	EXPORT & RE EXPORTS	IMPORTS	RE EXPORTS	
	RM FOB JAN - DEC 2021	RM CIF JAN - DEC 2021	RM FOB JAN - DEC 2021	
DIV 76	TELECOMMUNICATIONS AND SOUND RECORDING AND REPRODUCING APPARATUS AND EQUIPMENT	3,000	622,295	3,000
DIV 77	ELECTRICAL MACHINERY, APPARATUS AND APPLIANCES, N.E.S. AND ELECTRICAL PARTS THEREOF	632,742	9,055,134	632,742
DIV 78	ROAD VEHICLES (INCLUDING AIR - CUSHION VEHICLES)	-	77,215,774	-
DIV 79	OTHERS TRANSPORT EQUIPMENT	-	2,315	-
DIV 81	PREFABRICATED BUILDINGS, SANITARY, PLUMBING, HEATING AND LIGHTING FIXTURES AND FITTINGS, N.E.S.	-	23,021	-
DIV 82	FURNITURE AND PARTS THEREOF	413,429	193,064	268,629
DIV 83	TRAVEL GOODS, HANDBAGS AND SIMILAR CONTAINERS	48,116	88,938	48,116
DIV 84	ARTICLES OF APPAREL AND CLOTHING ACCESSORIES	-	213,118	-
DIV 85	FOOTWEAR	-	8,295	-
DIV 87	PROFESSIONAL, SCIENTIFIC AND CONTROLLING INSTRUMENTS AND APPARATUS, N.E.S.	833,649	5,954,131	833,649
DIV 88	PHOTOGRAPHIC APPARATUS, EQUIPMENT AND SUPPLIED AND OPTICAL GOODS, N.E.S., WATCHES AND CLOCKS	-	631,080	-
DIV 89	MISCELLANEOUS MANUFACTURED ARTICLES, N.E.S.	7,358	1,273,194	7,358
DIV 93	SPECIAL TRANSACTIONS AND COMMODITIES	156,137	2,648,023	148,087
SECT 0	FOOD AND LIVE ANIMALS	29,664,372	7,006,075	1,699,401
SECT 1	BEVERAGES AND TOBACCO	-	2,240,852	-
SECT 2	CRUDE MATERIALS, INEDIABLE	104,227,927	8,663,363	753,637
SECT 3	MINERAL FUELS, LUBRICANTS, ETC.	444,311,426	48,675	-
SECT 4	ANIMAL AND VEGETABLE OILS AND FATS	1,178,482,401	13,149	-
SECT 5	CHEMICALS	124,893,123	53,257,295	1,426,209
SECT 6	MANUFACTURED GOODS	204,981,890	156,348,504	257,660
SECT 7	MACHINERY & TRANSPORT EQUIPMENT	7,869,555	239,552,943	7,869,555
SECT 8	MISCELLANEOUS MANUFACTURED ARTICLES	1,302,552	8,384,841	1,157,752
SECT 9	MISCELLANEOUS TRANSACTIONS AND COMMODITIES	156,137	2,648,023	148,087
	TOTAL - JAPAN	2,095,889,383	478,163,720	13,312,301
... JORDAN				
GRP 523	METALLIC SALTS AND PEROXYSALTS, OF INORGANIC ACIDS	-	19,578,086	-
GRP 562	FERTILIZERS, MANUFACTURED	-	125,493,511	-
GRP 598	MISCELLANEOUS CHEMICAL PRODUCTS, N.E.S.	-	3,600,598	-
GRP 634	veneers, PLYWOOD, PARTICLE BOARD, AND OTHER WOOD, WORKED, N.E.S.	4,253,430	-	-
GRP 931	SPECIAL TRANSACTIONS AND COMMODITIES	-	629	-
DIV 52	INORGANIC CHEMICALS	-	19,578,086	-
DIV 56	FERTILIZERS, MANUFACTURED	-	125,493,511	-
DIV 59	CHEMICAL MATERIALS AND PRODUCTS, N.E.S.	-	3,600,598	-

TABLE 8 (MODIFIED)

SABAH (FINAL)

FOREIGN TRADE : COUNTRY WITH GROUP / DIVISION & SECTION TOTALS

GROUP / DIV / SECT		EXPORT & RE EXPORTS RM FOB JAN - DEC 2021	IMPORTS RM CIF JAN - DEC 2021	RE EXPORTS RM FOB JAN - DEC 2021
DIV 63	CORK AND WOOD MANUFACTURES (EXCLUDING FURNITURE)	4,253,430	-	-
DIV 93	SPECIAL TRANSACTIONS AND COMMODITIES	-	629	-
SECT 5	CHEMICALS	-	148,672,195	-
SECT 6	MANUFACTURED GOODS	4,253,430	-	-
SECT 9	MISCELLANEOUS TRANSACTIONS AND COMMODITIES	-	629	-
TOTAL - JORDAN		4,253,430	148,672,824	-
... KAZAKHSTAN				
GRP 723	CIVIL ENGINEERING AND CONTRACTORS' PLANT AND EQUIPMENT	13,074	-	13,074
GRP 747	TAPS, COCKS, VALVES AND SIMILAR APPLIANCE	-	16,535	-
GRP 931	SPECIAL TRANSACTIONS AND COMMODITIES	124	1,836	124
DIV 72	MACHINERY SPECIALIZED FOR PARTICULAR INDUSTRIES	13,074	-	13,074
DIV 74	GENERAL INDUSTRIAL MACHINERY AND EQUIPMENT, N.E.S. AND MACHINE PARTS, N.E.S.	-	16,535	-
DIV 93	SPECIAL TRANSACTIONS AND COMMODITIES	124	1,836	124
SECT 7	MACHINERY & TRANSPORT EQUIPMENT	13,074	16,535	13,074
SECT 9	MISCELLANEOUS TRANSACTIONS AND COMMODITIES	124	1,836	124
TOTAL - KAZAKHSTAN		13,198	18,371	13,198
... KENYA				
GRP 074	TEA AND MATE	-	27,570	-
GRP 269	WORN CLOTHING AND OTHER WORN TEXTILE ARTICLES ;RAGS	113,849	-	113,849
GRP 422	OTHER FIXED VEGETABLE OILS, FLUID OR SOLID, CRUDE, REFINED OR PURIFIED	664,315,003	-	-
GRP 431	ANIMAL OR VEGETABLE OILS AND FATS, PROCESSED, AND WAXES OF ANIMAL OR VEGETABLE ORIGIN	8,026,170	-	-
GRP 512	ALCOHOLS, PHENOLS, PHENOL-ALCOHOLS, AND THEIR DERIVATIVES	27,394,073	-	-
GRP 562	FERTILIZERS, MANUFACTURED	5,739,022	-	-
GRP 699	MANUFACTURES OF BASE METAL, N.E.S.	2,521	-	2,521
DIV 07	COFFEE, TEA, COCOA, SPICES, AND MANUFACTURES THEREOF	-	27,570	-
DIV 26	TEXTILE FIBRES(OTHER THAN WOOL TOPS) AND THEIR WASTES (NOT MANUFACTURED INTO YARN OR FABRICS)	113,849	-	113,849
DIV 42	FIXED VEGETABLE OILS AND FATS, CRUDE, REFINED OR FRACTIONATED	664,315,003	-	-
DIV 43	ANIMAL OR VEGETABLE OILS AND FATS, PROCESSED, AND WAXES OF ANIMAL OR VEGETABLE ORIGIN	8,026,170	-	-
DIV 51	ORGANIC CHEMICALS	27,394,073	-	-
DIV 56	FERTILIZERS, MANUFACTURED	5,739,022	-	-
DIV 69	MANUFACTURES OF METAL, N.E.S.	2,521	-	2,521
SECT 0	FOOD AND LIVE ANIMALS	-	27,570	-

TABLE 8 (MODIFIED)

SABAH (FINAL)

FOREIGN TRADE : COUNTRY WITH GROUP / DIVISION & SECTION TOTALS

GROUP / DIV / SECT	EXPORT & RE EXPORTS RM FOB JAN - DEC 2021	IMPORTS RM CIF JAN - DEC 2021	RE EXPORTS RM FOB JAN - DEC 2021
SECT 2 CRUDE MATERIALS, INEDIABLE	113,849	-	113,849
SECT 4 ANIMAL AND VEGETABLE OILS AND FATS	672,341,173	-	-
SECT 5 CHEMICALS	33,133,095	-	-
SECT 6 MANUFACTURED GOODS	2,521	-	2,521
TOTAL - KENYA	705,590,638	27,570	116,370
--- KOREA, REPUBLIC OF			
GRP 017 MEAT AND EDIBLE MEAT OFFAL, PREPARED OR PRESERVED, N.E.S.	-	26,364	-
GRP 022 MILK AND CREAM AND MILK PRODUCTS OTHER THAN BUTTER OR CHEESE	-	306,025	-
GRP 034 FISH, FRESH(LIVE OR DEAD), CHILLED OR FROZEN	321,251	-	32,644
GRP 036 CRUSTACEANS AND MOLLUSCS, FRESH, CHILLED, FROZEN, SALTED OR IN BRINE OR DRIED	51,294,791	49,886	-
GRP 037 FISH, CRUSTACEANS AND MOLLUSCS PREPARED OR PRESERVED, N.E.S.	858,147	85,714	704,358
GRP 046 MEAL AND FLOUR OF WHEAT AND FLOUR OF MESLIN	-	9,400	-
GRP 047 OTHER CEREAL MEALS AND FLOURS	-	1,228,509	-
GRP 048 CEREAL PREPARATIONS AND PREPARATION OF FLOUR OR STARCH OF FRUITS OR VEGETABLES	322,262	964,942	-
GRP 054 VEGETABLES, FRESH, CHILLED, FROZEN OR SIMPLY PRESERVED	7	71,558	7
GRP 056 VEGETABLES, ROOT AND TUBERS, PREPARED OR PRESERVED, N.E.S.	108,241	96,066	36,476
GRP 057 FRUITS AND NUTS (NOT INCLUDING OIL NUTS), FRESH OR DRIED	-	783,152	-
GRP 058 FRUITS, PRESERVED, AND FRUIT PREPARATIONS (EXCLUDING FRUIT JUICES)	-	29,768	-
GRP 059 FRUIT JUICES (INCLUDING GRAPE MUST) & VEGETABLE JUICES, UNFERMENTED & NOT CONTAINING ADDED SPIRIT,WHETHER / NOT CONTAINING ADDED SUGAR OR OTHER SWEETENING MATTER	-	25,381	-
GRP 061 SUGARS, MOLASSES AND HONEY	-	545,003	-
GRP 062 SUGAR CONFECTIONERY	-	14,743	-
GRP 071 COFFEE AND COFFEE SUBSTITUTES	-	54,996	-
GRP 073 CHOCOLATE AND OTHER FOOD PREPARATIONS CONTAINING COCOA, N.E.S	167,860	624,813	71,416
GRP 074 TEA AND MATE	-	23,278	-
GRP 075 SPICES	-	33,627	-
GRP 081 FEEDING STUFF FOR ANIMALS (NOT INCLUDING UNMILLED CEREALS)	182,616,975	439,030	-
GRP 098 EDIBLE PRODUCTS AND PREPARATIONS, N.E.S.	-	5,121,726	-
GRP 111 NON-ALCOHOLIC BEVERAGES, N.E.S.	-	72,356	-
GRP 112 ALCOHOLIC BEVERAGES	-	2,577,590	-
GRP 248 WOOD, SIMPLY WORKED, AND RAILWAY SLEEPERS OF WOOD	12,974,460	-	-
GRP 269 WORN CLOTHING AND OTHER WORN TEXTILE ARTICLES ;RAGS	-	24,568,011	-
GRP 274 SULPHUR AND UNROASTED IRON PYRITES	-	40,251	-
GRP 291 CRUDE ANIMAL MATERIALS, N.E.S.	5,000	-	-

TABLE 8 (MODIFIED)

SABAH (FINAL)

FOREIGN TRADE : COUNTRY WITH GROUP / DIVISION & SECTION TOTALS

GROUP / DIV / SECT	EXPORT & RE EXPORTS	IMPORTS	RE EXPORTS
	RM FOB JAN - DEC 2021	RM CIF JAN - DEC 2021	RM FOB JAN - DEC 2021
GRP 292 CRUDE VEGETABLE MATERIALS, N.E.S.	179,250	123,098	20,100
GRP 334 PETROLEUM PRODUCTS, REFINED	-	1,650,689	-
GRP 342 LIQUEFIED PROPANE AND BUTANE	-	2,422,608	-
GRP 343 NATURAL GAS, WHETHER OR NOT LIQUEFIED	134,767,624	-	-
GRP 422 OTHER FIXED VEGETABLE OILS, FLUID OR SOLID, CRUDE, REFINED OR PURIFIED	614,041,661	-	-
GRP 431 ANIMAL OR VEGETABLE OILS AND FATS, PROCESSED, AND WAXES OF ANIMAL OR VEGETABLE ORIGIN	135,479,170	-	-
GRP 511 HYDROCARBONS, N.E.S. AND THEIR HALOGENATED, SULPHONATED, NITRATED OR NITROSATED DERIVATIVES	-	167,570	-
GRP 512 ALCOHOLS, PHENOLS, PHENOL-ALCOHOLS, AND THEIR DERIVATIVES	176,510,767	3,601,076	-
GRP 513 CARBOXYLIC ACIDS, ANHYDRIDES, HALIDES, PEROXIDES AND PEROXYACIDS AND DERIVATIVES	-	270,696	-
GRP 514 NITROGEN-FUNCTION COMPOUNDS	-	953,960	-
GRP 522 INORGANIC CHEMICAL ELEMENTS, OXIDES AND HALOGEN SALTS	30,868,292	110,001	-
GRP 533 PIGMENTS, PAINTS, VARNISHES AND RELATED MATERIALS	-	20,771	-
GRP 541 MEDICINAL AND PHARMACEUTICAL PRODUCTS, OTHER THAN MEDICAMENTS OF GROUP 542	-	64,802	-
GRP 553 PERFUMERY, COSMETICS AND TOILET PREPARATIONS	-	1,245,921	-
GRP 554 SOAP, CLEANSING AND POLISHING PREPARATIONS	-	320,740	-
GRP 562 FERTILIZERS, MANUFACTURED	21,119,667	7,982,443	-
GRP 572 POLYMER OF STYRENE, IN PRIMARY FORMS	-	16,575	-
GRP 581 TUBES, PIPES AND HOSES OF PLASTICS	-	77,033	-
GRP 582 PLATES, SHEETS, FILM, COIL AND STRIP OF PLASTICS	-	291,509	-
GRP 592 STARCHES, INULIN AND WHEAT GLUTEN; ALBUMINOIDAL SUBSTANCES; GLUES	-	366,667	-
GRP 597 PREPARED ADDITIVES FOR MINERAL OILS; LUBRICATING PREPARATIONS	-	36,361	-
GRP 598 MISCELLANEOUS CHEMICAL PRODUCTS, N.E.S.	390,724	3,479,397	-
GRP 621 MATERIALS OF RUBBER	-	6,665	-
GRP 625 RUBBER TYRES, INTERCHANGEABLE TRYE TREADS, INNER TUBES AND TYRE FLABS	-	4,602,827	-
GRP 629 ARTICLES OF RUBBER, N.E.S	-	58,718	-
GRP 634 VENEERS, PLYWOOD, PARTICLE BOARD, AND OTHER WOOD, WORKED, N.E.S.	129,110,391	-	-
GRP 635 WOOD MANUFACTURES, N.E.S.	248,289	-	-
GRP 641 PAPER AND PAPERBOARD	-	572,153	-
GRP 642 PAPER AND PAPERBOARD, CUT TO SIZE OR SHAPE, AND ARTICLES OF PAPER OR PAPERBOARD	-	1,706,956	-
GRP 657 SPECIAL YARNS, TEXTILE FABRICS AND RELATED PRODUCTS	-	379,029	-
GRP 658 MADE-UP ARTICLES, WHOLLY OR CHIEFLY OF TEXTILE MATERIALS, N.E.S.	-	641,377	-
GRP 659 FLOOR COVERINGS, ETC.	-	12,311	-
GRP 663 MINERAL MANUFACTURES, N.E.S.	-	2,433	-
GRP 665 GLASSWARE	-	200,240	-

TABLE 8 (MODIFIED)

SABAH (FINAL)

FOREIGN TRADE : COUNTRY WITH GROUP / DIVISION & SECTION TOTALS

GROUP / DIV / SECT	EXPORT & RE EXPORTS		IMPORTS	RE EXPORTS
	RM FOB	RM CIF	RM CIF	RM FOB
	JAN - DEC 2021	JAN - DEC 2021	JAN - DEC 2021	JAN - DEC 2021
GRP 666 POTTERY	-	17,923	-	-
GRP 671 PIG IRON, SPIEGELEISEN, SPONGE IRON, IRON OR STEEL GRANULES AND POWDERS AND FERRO- ALLOYS	452,445,936	-	-	-
GRP 673 FLAT-ROLLED PRODUCTS, OF IRON OR NON-ALLOY STEEL, NOT CLAD, PLATED OR COATED	-	17,977,914	-	-
GRP 676 IRON AND STEEL BARS, RODS, ANGLES, SHAPES AND SECTIONS (INCLUDING SHEET PILING)	-	242,660	-	-
GRP 679 TUBES, PIPES AND HOLLOW PROFILES, AND TUBES OR PIPE FITTINGS, OF IRON OR STEEL	-	1,274,242	-	-
GRP 682 COPPER (INCLUDING ALLOYS)	-	31,390	-	-
GRP 686 ZINC (INCLUDING ALLOYS)	-	1,059,246	-	-
GRP 691 STRUCTURES AND PARTS OF STRUCTURES, N.E.S., OF IRON, STEEL OR ALUMINIUM	-	88,872	-	-
GRP 693 WIRE PRODUCTS (EXCLUDING INSULATED ELECTRICAL WIRING) AND FENCING GRILLS	-	242,835	-	-
GRP 694 NAILS, SCREWS, NUTS, BOLTS, RIVETS AND THE LIKE, OF IRON, STEEL, COPPER OR ALUMINIUM	-	42,391	-	-
GRP 695 TOOLS FOR USE IN THE HAND OR IN MACHINES	-	16,642	-	-
GRP 697 HOUSEHOLD EQUIPMENT OF BASE METAL, N.E.S.	-	280,105	-	-
GRP 699 MANUFACTURES OF BASE METAL, N.E.S.	-	304,764	-	-
GRP 713 INTERNAL COMBUSTION PISTON ENGINES, AND PARTS THEREOF, N.E.S.	-	231,646	-	-
GRP 714 ENGINES AND MOTORS, NON-ELECTRIC, AND PARTS, N.E.S.	-	2,150	-	-
GRP 716 ROTATING ELECTRIC PLANT AND PARTS THEREOF, N.E.S.	-	69,244	-	-
GRP 718 OTHER POWER GENERATING MACHINERY AND PARTS THEREOF, N.E.S.	-	6,908	-	-
GRP 722 TRACTORS, WHETHER OR NOT FITTED WITH POWER TAKE OFFS, WINCHES OR PULLEYS	-	789,394	-	-
GRP 723 CIVIL ENGINEERING AND CONTRACTORS' PLANT AND EQUIPMENT	-	5,792,259	-	-
GRP 724 TEXTILE AND LEATHER MACHINERY, AND PARTS THEREOF, N.E.S.	-	109,540	-	-
GRP 728 OTHER MACHINERY AND EQUIPMENT SPECIALIZED FOR PARTICULAR INDUSTRIES, AND PARTS THEREOF, N.E.S.	-	875,756	-	-
GRP 731 MACHINE-TOOLS WORKING BY REMOVING METAL OR OTHER MATERIAL	-	3,092,806	-	-
GRP 735 PARTS, N.E.S AND ACCESSORIES FOR USE WITH MACHINES FALLING WITHIN GRP 731 AND 733	-	10,594,302	-	-
GRP 741 HEATING AND COOLING EQUIPMENT AND PARTS THEREOF, N.E.S.	-	171,867	-	-
GRP 742 PUMPS FOR LIQUIDS, LIQUID ELEVATORS AND PARTS	-	260,755	-	-
GRP 743 PUMPS (OTHER THAN PUMPS FOR LIQUIDS) AND COMPRESSORS AND FANS; CENTRIFUGES; FILTERING OR PURIFYING APPARATUS	-	62,781,084	-	-
GRP 744 MECHANICAL HANDLING EQUIPMENT, AND PARTS THEREOF, N.E.S.	-	213,905	-	-
GRP 745 OTHER NON-ELECTRICAL MACHINERY, TOOLS AND MECHANICAL APPARATUS, AND PARTS THEREOF, N.E.S.	-	65,255	-	-
GRP 746 BALL OR ROLLER BEARINGS	-	297,740	-	-
GRP 747 TAPS, COCKS, VALVES AND SIMILAR APPLIANCE	49,167	2,333,336	-	49,167
GRP 748 TRANSMISSION SHAFTS AND CRANKS; BEARING HOUSINGS AND PARTS THEREOF	-	384,011	-	-
GRP 749 NON-ELECTRIC PARTS AND ACCESSORIES OF MACHINERY, N.E.S.	-	262,336	-	-
GRP 751 OFFICE MACHINES	-	43,795	-	-
GRP 752 AUTOMATIC DATA PROCESSING MACHINES AND UNITS THEREOF	20,608	96,412	-	20,608

TABLE 8 (MODIFIED)

SABAH (FINAL)

FOREIGN TRADE : COUNTRY WITH GROUP / DIVISION & SECTION TOTALS

GROUP / DIV / SECT	EXPORT & RE EXPORTS	IMPORTS	RE EXPORTS
	RM FOB JAN - DEC 2021	RM CIF JAN - DEC 2021	RM FOB JAN - DEC 2021
GRP 764 TELECOMMUNICATIONS EQUIPMENTS, N.E.S.; THEIR PARTS, AND ACCESSORIES USED IN DIVISION 76	7,000	2,731,781	7,000
GRP 771 ELECTRIC POWER MACHINERY (OTHER THAN ROTATING ELECTRIC PLANT), AND PARTS THEREOF	-	11,160	-
GRP 772 ELECTRICAL APPARATUS, RESISTOR, SWITHBOARD AND CONTROL PANELS N.E.S., AND PARTS N.E.S.	-	962,852	-
GRP 773 EQUIPMENT FOR DISTRIBUTING ELECTRICITY, N.E.S.	-	92,806	-
GRP 774 ELECTRO-DIAGNOSTIC APPARATUS FOR MEDICAL, SURGICAL, DENTAL OR VETERINARY SCIENCES AND RADIOLOGICAL APPARATUS	65,090	84,724	65,090
GRP 775 HOUSEHOLD TYPE, ELECTRICAL AND NON- ELECTRICAL EQUIPMENT, N.E.S.	-	403,745	-
GRP 776 THERMIONIC VALVES AND TUBES; PHOTOCELLS; ETC., AND PARTS THEREOF, N.E.S.	-	30,261	-
GRP 778 ELECTRICAL MACHINERY AND APPARATUS, N.E.S.	97,200	1,018,200	97,200
GRP 781 MOTOR CARS AND OTHER MOTOR VEHICLES FOR THE TRANSPORT OF PERSONS	-	2,763,501	-
GRP 784 PARTS AND ACCESSORIES, OF THE MOTOR VEHICLES FALLING WITHIN GROUP 722, 781, 782 OR 783	-	44,206	-
GRP 811 PREFABRICATED BUILDINGS	-	400,273	-
GRP 813 LIGHTING FIXTURES AND FITTINGS, N.E.S.	-	13,661	-
GRP 821 FURNITURE AND PARTS THEREOF	-	59,800	-
GRP 831 TRAVEL GOODS, HANDBAGS AND SIMILAR CONTAINERS	-	95,984	-
GRP 841 MEN'S OR BOYS' COATS, CAPES, JACKETS, SUITS, BLAZERS, TROUSERS, UNDERWEAR, ETC., OF TEXTILE FABRICS, NOT KNITTED OR CROCHETED	-	15,906	-
GRP 842 WOMEN'S AND GIRLS' COATS, CAPES, JACKETS, SUITS, BLAZERS, TROUSERS, SHORTS AND SIMILAR ARTICLES OF TEXTILE FABRICS, NOT KNITTED OR CROCHETED	4,181	15,128	4,181
GRP 845 ARTICLES OF APPAREL, OF TEXTILE FABRICS, WHETHER OR NOT KNITTED OR CROCHETED, N.E.S.	-	401,276	-
GRP 846 CLOTHING ACCESSORIES, OF TEXTILE FABRICS, WHETHER OR NOT KNITTED OR CROCHETED	-	51,867	-
GRP 848 ARTICLES OF APPAREL AND CLOTHING ACCESSORIES OF OTHER THAN TEXTILE FABRICS, HEADGEAR OF ALL MATERIALS	-	7,551	-
GRP 851 FOOTWEAR	-	48,486	-
GRP 872 MEDICAL INSTRUMENTS AND APPLIANCES, N.E.S.	-	1,065,796	-
GRP 874 MEASURING, CHECKING, ANALYSING AND CONTROLLING INSTRUMENTS AND APPARATUS N.E.S.	2,700	100,875	2,700
GRP 881 PHOTOGRAPHIC APPARATUS AND EQUIPMENT, N.E.S.	-	2,647	-
GRP 884 OPTICAL GOODS, N.E.S.	-	42,547	-
GRP 885 WATCHES AND CLOCKS	-	2,548	-
GRP 892 PRINTED MATTER	3,780	-	3,780
GRP 893 ARTICLES, N.E.S OF PLASTICS	-	1,058,404	-
GRP 894 BABY CARRIAGES, TOYS, GAMES AND SPORTING GOODS	10,000	61,240	10,000
GRP 895 OFFICE AND STATIONARY SUPPLIES, N.E.S.	-	3,271	-
GRP 896 WORKS OF ART, COLLECTORS' PIECES AND ANTIQUES	2,000	-	2,000
GRP 898 MUSICAL INSTRUMENTS AND PARTS AND ACCESSORIES THEREOF	-	49,961	-
GRP 931 SPECIAL TRANSACTIONS AND COMMODITIES	268,330	741,907	265,980

TABLE 8 (MODIFIED)

SABAH (FINAL)

FOREIGN TRADE : COUNTRY WITH GROUP / DIVISION & SECTION TOTALS

GROUP / DIV / SECT	EXPORT & RE EXPORTS		IMPORTS	RE EXPORTS
	RM FOB	RM FOB	RM CIF	RM FOB
	JAN - DEC 2021		JAN - DEC 2021	JAN - DEC 2021
DIV 01	MEAT AND MEAT PREPARATIONS	-	26,364	-
DIV 02	DAIRY PRODUCT AND BIRDS EGGS	-	306,025	-
DIV 03	FISH, CRUSTACEANS AND MOLLUSCS, AND PREPARATIONS THEREOF	52,474,189	135,600	737,002
DIV 04	CEREALS AND CEREAL PREPARATIONS	322,262	2,202,851	-
DIV 05	VEGETABLES AND FRUITS	108,248	1,005,925	36,483
DIV 06	SUGARS, SUGAR PREPARATIONS AND HONEY	-	559,746	-
DIV 07	COFFEE, TEA, COCOA, SPICES, AND MANUFACTURES THEREOF	167,860	736,714	71,416
DIV 08	FEEDING STUFF FOR ANIMALS (NOT INCLUDING UNMILLED CEREALS)	182,616,975	439,030	-
DIV 09	MISCELLANEOUS EDIBLE PRODUCTS AND PREPARATIONS	-	5,121,726	-
DIV 11	BEVERAGES	-	2,649,946	-
DIV 24	CORK AND WOOD	12,974,460	-	-
DIV 26	TEXTILE FIBRES(OTHER THAN WOOL TOPS) AND THEIR WASTES (NOT MANUFACTURED INTO YARN OR FABRICS)	-	24,568,011	-
DIV 27	CRUDE FERTILIZERS AND CRUDE MINERALS (EXCLUDING COAL, PETROLEUM AND PRECIOUS STONES)	-	40,251	-
DIV 29	CRUDE ANIMAL AND VEGETABLE MATERIALS, N.E.S.	184,250	123,098	20,100
DIV 33	PETROLEUM, PETROLEUM PRODUCTS AND RELATED MATERIALS	-	1,650,689	-
DIV 34	GAS, NATURAL AND MANUFACTURED	134,767,624	2,422,608	-
DIV 42	FIXED VEGETABLE OILS AND FATS, CRUDE, REFINED OR FRACTIONATED	614,041,661	-	-
DIV 43	ANIMAL OR VEGETABLE OILS AND FATS, PROCESSED, AND WAXES OF ANIMAL OR VEGETABLE ORIGIN	135,479,170	-	-
DIV 51	ORGANIC CHEMICALS	176,510,767	4,993,302	-
DIV 52	INORGANIC CHEMICALS	30,868,292	110,001	-
DIV 53	DYEING, TANNING AND COLOURING MATERIALS	-	20,771	-
DIV 54	MEDICINAL AND PHARMACEUTICAL PRODUCTS	-	64,802	-
DIV 55	ESSENTIAL OILS AND RESINOIDS AND PERFUME MATERIALS; TOILET, POLISHING AND CLEANSING PREPARATIONS	-	1,566,661	-
DIV 56	FERTILIZERS, MANUFACTURED	21,119,667	7,982,443	-
DIV 57	PLASTICS IN PRIMARY FORMS	-	16,575	-
DIV 58	PLASTICS IN NON-PRIMARY FORMS	-	368,542	-
DIV 59	CHEMICAL MATERIALS AND PRODUCTS, N.E.S.	390,724	3,882,425	-
DIV 62	RUBBER MANUFACTURES, N.E.S.	-	4,668,210	-
DIV 63	CORK AND WOOD MANUFACTURES (EXCLUDING FURNITURE)	129,358,680	-	-
DIV 64	PAPER, PAPERBOARD, AND ARTICLES OF PAPER PULP, OF PAPER OR PAPERBOARD	-	2,279,109	-
DIV 65	TEXTILE YARN, FABRICS, MADE-UP ARICLES, N.E.S. AND RELATED PRODUCTS	-	1,032,717	-
DIV 66	NON-METALLIC MINERAL MANUFACTURES N.E.S.	-	220,596	-
DIV 67	IRON AND STEEL	452,445,936	19,494,816	-
DIV 68	NON-FERROUS METALS	-	1,090,636	-

TABLE 8 (MODIFIED)

SABAH (FINAL)

FOREIGN TRADE : COUNTRY WITH GROUP / DIVISION & SECTION TOTALS

GROUP / DIV / SECT	EXPORT & RE EXPORTS	IMPORTS	RE EXPORTS	
	RM FOB JAN - DEC 2021	RM CIF JAN - DEC 2021	RM FOB JAN - DEC 2021	
DIV 69	MANUFACTURES OF METAL, N.E.S.	-	975,609	-
DIV 71	POWER GENERATING MACHINERY AND EQUIPMENT	-	309,948	-
DIV 72	MACHINERY SPECIALIZED FOR PARTICULAR INDUSTRIES	-	7,566,949	-
DIV 73	METALWORKING MACHINERY	-	13,687,108	-
DIV 74	GENERAL INDUSTRIAL MACHINERY AND EQUIPMENT, N.E.S. AND MACHINE PARTS, N.E.S.	49,167	66,770,289	49,167
DIV 75	OFFICE MACHINES AND AUTOMATIC DATA PROCESSING EQUIPMENT	20,608	140,207	20,608
DIV 76	TELECOMMUNICATIONS AND SOUND RECORDING AND REPRODUCING APPARATUS AND EQUIPMENT	7,000	2,731,781	7,000
DIV 77	ELECTRICAL MACHINERY, APPARATUS AND APPLIANCES, N.E.S. AND ELECTRICAL PARTS THEREOF	162,290	2,603,748	162,290
DIV 78	ROAD VEHICLES (INCLUDING AIR - CUSHION VEHICLES)	-	2,807,707	-
DIV 81	PREFABRICATED BUILDINGS, SANITARY, PLUMBING, HEATING AND LIGHTING FIXTURES AND FITTINGS, N.E.S.	-	413,934	-
DIV 82	FURNITURE AND PARTS THEREOF	-	59,800	-
DIV 83	TRAVEL GOODS, HANDBAGS AND SIMILAR CONTAINERS	-	95,984	-
DIV 84	ARTICLES OF APPAREL AND CLOTHING ACCESSORIES	4,181	491,728	4,181
DIV 85	FOOTWEAR	-	48,486	-
DIV 87	PROFESSIONAL, SCIENTIFIC AND CONTROLLING INSTRUMENTS AND APPARATUS, N.E.S.	2,700	1,166,671	2,700
DIV 88	PHOTOGRAPHIC APPARATUS, EQUIPMENT AND SUPPLIED AND OPTICAL GOODS, N.E.S., WATCHES AND CLOCKS	-	47,742	-
DIV 89	MISCELLANEOUS MANUFACTURED ARTICLES, N.E.S.	15,780	1,172,876	15,780
DIV 93	SPECIAL TRANSACTIONS AND COMMODITIES	268,330	741,907	265,980
SECT 0	FOOD AND LIVE ANIMALS	235,689,534	10,533,981	844,901
SECT 1	BEVERAGES AND TOBACCO	-	2,649,946	-
SECT 2	CRUDE MATERIALS, INEDIABLE	13,158,710	24,731,360	20,100
SECT 3	MINERAL FUELS, LUBRICANTS, ETC.	134,767,624	4,073,297	-
SECT 4	ANIMAL AND VEGETABLE OILS AND FATS	749,520,831	-	-
SECT 5	CHEMICALS	228,889,450	19,005,522	-
SECT 6	MANUFACTURED GOODS	581,804,616	29,761,693	-
SECT 7	MACHINERY & TRANSPORT EQUIPMENT	239,065	96,617,737	239,065
SECT 8	MISCELLANEOUS MANUFACTURED ARTICLES	22,661	3,497,221	22,661
SECT 9	MISCELLANEOUS TRANSACTIONS AND COMMODITIES	268,330	741,907	265,980
	TOTAL - KOREA, REPUBLIC OF	1,944,360,821	191,612,664	1,392,707
... KUWAIT				
GRP 048	CEREAL PREPARATIONS AND PREPARATION OF FLOUR OR STARCH OF FRUITS OR VEGETABLES	192,008	-	-
GRP 597	PREPARED ADDITIVES FOR MINERAL OILS; LUBRICATING PREPARATIONS	-	2,892	-
GRP 695	TOOLS FOR USE IN THE HAND OR IN MACHINES	43,148	-	43,148
GRP 713	INTERNAL COMBUSTION PISTON ENGINES, AND PARTS THEREOF, N.E.S.	2,022	-	2,022

TABLE 8 (MODIFIED)

SABAH (FINAL)

FOREIGN TRADE : COUNTRY WITH GROUP / DIVISION & SECTION TOTALS

GROUP / DIV / SECT	EXPORT & RE EXPORTS		IMPORTS	RE EXPORTS
	RM FOB	RM CIF	RM FOB	RM FOB
	JAN - DEC 2021	JAN - DEC 2021	JAN - DEC 2021	JAN - DEC 2021
GRP 723	CIVIL ENGINEERING AND CONTRACTORS' PLANT AND EQUIPMENT	53,779	12,398	53,779
GRP 728	OTHER MACHINERY AND EQUIPMENT SPECIALIZED FOR PARTICULAR INDUSTRIES, AND PARTS THEREOF, N.E.S.	108,963	-	108,963
GRP 747	TAPS, COCKS, VALVES AND SIMILAR APPLIANCE	3,366	-	3,366
GRP 772	ELECTRICAL APPARATUS, RESISTOR, SWITHBOARD AND CONTROL PANELS N.E.S., AND PARTS N.E.S.	9,240	-	9,240
GRP 778	ELECTRICAL MACHINERY AND APPARATUS, N.E.S.	-	8,888	-
GRP 874	MEASURING, CHECKING, ANALYSING AND CONTROLLING INSTRUMENTS AND APPARATUS N.E.S.	850,065	-	850,065
GRP 931	SPECIAL TRANSACTIONS AND COMMODITIES	9,137	1,899	9,137
DIV 04	CEREALS AND CEREAL PREPARATIONS	192,008	-	-
DIV 59	CHEMICAL MATERIALS AND PRODUCTS, N.E.S.	-	2,892	-
DIV 69	MANUFACTURES OF METAL, N.E.S.	43,148	-	43,148
DIV 71	POWER GENERATING MACHINERY AND EQUIPMENT	2,022	-	2,022
DIV 72	MACHINERY SPECIALIZED FOR PARTICULAR INDUSTRIES	162,742	12,398	162,742
DIV 74	GENERAL INDUSTRIAL MACHINERY AND EQUIPMENT, N.E.S. AND MACHINE PARTS, N.E.S.	3,366	-	3,366
DIV 77	ELECTRICAL MACHINERY, APPARATUS AND APPLIANCES, N.E.S. AND ELECTRICAL PARTS THEREOF	9,240	8,888	9,240
DIV 87	PROFESSIONAL, SCIENTIFIC AND CONTROLLING INSTRUMENTS AND APPARATUS, N.E.S.	850,065	-	850,065
DIV 93	SPECIAL TRANSACTIONS AND COMMODITIES	9,137	1,899	9,137
SECT 0	FOOD AND LIVE ANIMALS	192,008	-	-
SECT 5	CHEMICALS	-	2,892	-
SECT 6	MANUFACTURED GOODS	43,148	-	43,148
SECT 7	MACHINERY & TRANSPORT EQUIPMENT	177,370	21,286	177,370
SECT 8	MISCELLANEOUS MANUFACTURED ARTICLES	850,065	-	850,065
SECT 9	MISCELLANEOUS TRANSACTIONS AND COMMODITIES	9,137	1,899	9,137
	TOTAL - KUWAIT	1,271,728	26,077	1,079,720
... KYRGYZSTAN				
GRP 931	SPECIAL TRANSACTIONS AND COMMODITIES	494	-	494
DIV 93	SPECIAL TRANSACTIONS AND COMMODITIES	494	-	494
SECT 9	MISCELLANEOUS TRANSACTIONS AND COMMODITIES	494	-	494
	TOTAL - KYRGYZSTAN	494	-	494
... LAO, PEOPLE'S DEM. REP.				
GRP 523	METALLIC SALTS AND PEROXYSALTS, OF INORGANIC ACIDS	-	2,248,568	-
GRP 931	SPECIAL TRANSACTIONS AND COMMODITIES	764	1,188	701
DIV 52	INORGANIC CHEMICALS	-	2,248,568	-

TABLE 8 (MODIFIED)

SABAH (FINAL)

FOREIGN TRADE : COUNTRY WITH GROUP / DIVISION & SECTION TOTALS

GROUP / DIV / SECT		EXPORT & RE EXPORTS RM FOB JAN - DEC 2021	IMPORTS RM CIF JAN - DEC 2021	RE EXPORTS RM FOB JAN - DEC 2021
DIV 93	SPECIAL TRANSACTIONS AND COMMODITIES	764	1,188	701
SECT 5	CHEMICALS	-	2,248,568	-
SECT 9	MISCELLANEOUS TRANSACTIONS AND COMMODITIES	764	1,188	701
	TOTAL - LAO, PEOPLE'S DEM. REP.	764	2,249,756	701
--- LATVIA				
GRP 322	BRIGUETTES, LIGNITE AND PEAT	-	82,922	-
GRP 697	HOUSEHOLD EQUIPMENT OF BASE METAL, N.E.S.	-	5,529	-
GRP 723	CIVIL ENGINEERING AND CONTRACTORS' PLANT AND EQUIPMENT	-	3,105	-
GRP 778	ELECTRICAL MACHINERY AND APPARATUS, N.E.S.	-	18,028	-
GRP 784	PARTS AND ACCESSORIES, OF THE MOTOR VEHICLES FALLING WITHIN GROUP 722, 781, 782 OR 783	-	18,124	-
GRP 931	SPECIAL TRANSACTIONS AND COMMODITIES	80	13,048	-
DIV 32	COAL, COKE AND BRIQUETTES	-	82,922	-
DIV 69	MANUFACTURES OF METAL, N.E.S.	-	5,529	-
DIV 72	MACHINERY SPECIALIZED FOR PARTICULAR INDUSTRIES	-	3,105	-
DIV 77	ELECTRICAL MACHINERY, APPARATUS AND APPLIANCES, N.E.S. AND ELECTRICAL PARTS THEREOF	-	18,028	-
DIV 78	ROAD VEHICLES (INCLUDING AIR - CUSHION VEHICLES)	-	18,124	-
DIV 93	SPECIAL TRANSACTIONS AND COMMODITIES	80	13,048	-
SECT 3	MINERAL FUELS, LUBRICANTS, ETC.	-	82,922	-
SECT 6	MANUFACTURED GOODS	-	5,529	-
SECT 7	MACHINERY & TRANSPORT EQUIPMENT	-	39,257	-
SECT 9	MISCELLANEOUS TRANSACTIONS AND COMMODITIES	80	13,048	-
	TOTAL - LATVIA	80	140,756	-
--- LEBANON				
GRP 048	CEREAL PREPARATIONS AND PREPARATION OF FLOUR OR STARCH OF FRUITS OR VEGETABLES	966,148	-	-
GRP 056	VEGETABLES, ROOT AND TUBERS, PREPARED OR PRESERVED, N.E.S.	38,308	-	-
GRP 098	EDIBLE PRODUCTS AND PREPARATIONS, N.E.S.	7,397	-	7,397
DIV 04	CEREALS AND CEREAL PREPARATIONS	966,148	-	-
DIV 05	VEGETABLES AND FRUITS	38,308	-	-
DIV 09	MISCELLANEOUS EDIBLE PRODUCTS AND PREPARATIONS	7,397	-	7,397
SECT 0	FOOD AND LIVE ANIMALS	1,011,853	-	7,397
	TOTAL - LEBANON	1,011,853	-	7,397

TABLE 8 (MODIFIED)

SABAH (FINAL)

FOREIGN TRADE : COUNTRY WITH GROUP / DIVISION & SECTION TOTALS

GROUP / DIV / SECT	EXPORT & RE EXPORTS RM FOB JAN - DEC 2021	IMPORTS RM CIF JAN - DEC 2021	RE EXPORTS RM FOB JAN - DEC 2021
--- LIBYAN ARAB JAMAHIRIYA			
GRP 629 ARTICLES OF RUBBER, N.E.S	6,553	-	6,553
GRP 931 SPECIAL TRANSACTIONS AND COMMODITIES	893	-	893
DIV 62 RUBBER MANUFACTURES, N.E.S.	6,553	-	6,553
DIV 93 SPECIAL TRANSACTIONS AND COMMODITIES	893	-	893
SECT 6 MANUFACTURED GOODS	6,553	-	6,553
SECT 9 MISCELLANEOUS TRANSACTIONS AND COMMODITIES	893	-	893
TOTAL - LIBYAN ARAB JAMAHIRIYA	7,446	-	7,446
--- LITHUANIA			
GRP 248 WOOD, SIMPLY WORKED, AND RAILWAY SLEEPERS OF WOOD	-	27,775	-
GRP 322 BRIGUETTES, LIGNITE AND PEAT	-	565,466	-
GRP 562 FERTILIZERS, MANUFACTURED	-	103,084,205	-
GRP 772 ELECTRICAL APPARATUS, RESISTOR, SWITCHBOARD AND CONTROL PANELS N.E.S., AND PARTS N.E.S.	-	13,740	-
GRP 784 PARTS AND ACCESSORIES, OF THE MOTOR VEHICLES FALLING WITHIN GROUP 722, 781, 782 OR 783	-	58,406	-
GRP 894 BABY CARRIAGES, TOYS, GAMES AND SPORTING GOODS	-	2,034	-
GRP 931 SPECIAL TRANSACTIONS AND COMMODITIES	-	22,441	-
DIV 24 CORK AND WOOD	-	27,775	-
DIV 32 COAL, COKE AND BRIQUETTES	-	565,466	-
DIV 56 FERTILIZERS, MANUFACTURED	-	103,084,205	-
DIV 77 ELECTRICAL MACHINERY, APPARATUS AND APPLIANCES, N.E.S. AND ELECTRICAL PARTS THEREOF	-	13,740	-
DIV 78 ROAD VEHICLES (INCLUDING AIR - CUSHION VEHICLES)	-	58,406	-
DIV 89 MISCELLANEOUS MANUFACTURED ARTICLES, N.E.S.	-	2,034	-
DIV 93 SPECIAL TRANSACTIONS AND COMMODITIES	-	22,441	-
SECT 2 CRUDE MATERIALS, INEDIABLE	-	27,775	-
SECT 3 MINERAL FUELS, LUBRICANTS, ETC.	-	565,466	-
SECT 5 CHEMICALS	-	103,084,205	-
SECT 7 MACHINERY & TRANSPORT EQUIPMENT	-	72,146	-
SECT 8 MISCELLANEOUS MANUFACTURED ARTICLES	-	2,034	-
SECT 9 MISCELLANEOUS TRANSACTIONS AND COMMODITIES	-	22,441	-
TOTAL - LITHUANIA	-	103,774,067	-
--- LUXEMBOURG			
GRP 098 EDIBLE PRODUCTS AND PREPARATIONS, N.E.S.	50,070	-	50,070
GRP 676 IRON AND STEEL BARS, RODS, ANGLES, SHAPES AND SECTIONS (INCLUDING SHEET PILING)	-	2,064	-

TABLE 8 (MODIFIED)

SABAH (FINAL)

FOREIGN TRADE : COUNTRY WITH GROUP / DIVISION & SECTION TOTALS

GROUP / DIV / SECT	EXPORT & RE EXPORTS RM FOB JAN - DEC 2021	IMPORTS RM CIF JAN - DEC 2021	RE EXPORTS RM FOB JAN - DEC 2021
GRP 747 TAPS, COCKS, VALVES AND SIMILAR APPLIANCE	-	61,119	-
GRP 931 SPECIAL TRANSACTIONS AND COMMODITIES	-	2,860	-
DIV 09 MISCELLANEOUS EDIBLE PRODUCTS AND PREPARATIONS	50,070	-	50,070
DIV 67 IRON AND STEEL	-	2,064	-
DIV 74 GENERAL INDUSTRIAL MACHINERY AND EQUIPMENT, N.E.S. AND MACHINE PARTS, N.E.S.	-	61,119	-
DIV 93 SPECIAL TRANSACTIONS AND COMMODITIES	-	2,860	-
SECT 0 FOOD AND LIVE ANIMALS	50,070	-	50,070
SECT 6 MANUFACTURED GOODS	-	2,064	-
SECT 7 MACHINERY & TRANSPORT EQUIPMENT	-	61,119	-
SECT 9 MISCELLANEOUS TRANSACTIONS AND COMMODITIES	-	2,860	-
TOTAL - LUXEMBOURG	50,070	66,043	50,070
--- MACAU			
GRP 048 CEREAL PREPARATIONS AND PREPARATION OF FLOUR OR STARCH OF FRUITS OR VEGETABLES	-	126,412	-
GRP 056 VEGETABLES, ROOT AND TUBERS, PREPARED OR PRESERVED, N.E.S.	22,294	-	-
GRP 098 EDIBLE PRODUCTS AND PREPARATIONS, N.E.S.	3,124	-	3,124
GRP 553 PERFUMERY, COSMETICS AND TOILET PREPARATIONS	2,685	-	2,685
GRP 885 WATCHES AND CLOCKS	181,559	-	181,559
GRP 931 SPECIAL TRANSACTIONS AND COMMODITIES	6,666	8,199	6,666
DIV 04 CEREALS AND CEREAL PREPARATIONS	-	126,412	-
DIV 05 VEGETABLES AND FRUITS	22,294	-	-
DIV 09 MISCELLANEOUS EDIBLE PRODUCTS AND PREPARATIONS	3,124	-	3,124
DIV 55 ESSENTIAL OILS AND RESINOIDS AND PERFUME MATERIALS; TOILET, POLISHING AND CLEANSING PREPARATIONS	2,685	-	2,685
DIV 88 PHOTOGRAPHIC APPARATUS, EQUIPMENT AND SUPPLIED AND OPTICAL GOODS, N.E.S., WATCHES AND CLOCKS	181,559	-	181,559
DIV 93 SPECIAL TRANSACTIONS AND COMMODITIES	6,666	8,199	6,666
SECT 0 FOOD AND LIVE ANIMALS	25,418	126,412	3,124
SECT 5 CHEMICALS	2,685	-	2,685
SECT 8 MISCELLANEOUS MANUFACTURED ARTICLES	181,559	-	181,559
SECT 9 MISCELLANEOUS TRANSACTIONS AND COMMODITIES	6,666	8,199	6,666
TOTAL - MACAU	216,328	134,611	194,034
--- MACEDONIA			
GRP 931 SPECIAL TRANSACTIONS AND COMMODITIES	-	2,082	-
DIV 93 SPECIAL TRANSACTIONS AND COMMODITIES	-	2,082	-

TABLE 8 (MODIFIED)

SABAH (FINAL)

FOREIGN TRADE : COUNTRY WITH GROUP / DIVISION & SECTION TOTALS

GROUP / DIV / SECT	EXPORT & RE EXPORTS RM FOB JAN - DEC 2021	IMPORTS RM CIF JAN - DEC 2021	RE EXPORTS RM FOB JAN - DEC 2021
SECT 9 MISCELLANEOUS TRANSACTIONS AND COMMODITIES	-	2,082	-
TOTAL - MACEDONIA	-	2,082	-
--- MADAGASCAR			
GRP 931 SPECIAL TRANSACTIONS AND COMMODITIES	-	3,939	-
DIV 93 SPECIAL TRANSACTIONS AND COMMODITIES	-	3,939	-
SECT 9 MISCELLANEOUS TRANSACTIONS AND COMMODITIES	-	3,939	-
TOTAL - MADAGASCAR	-	3,939	-
--- MALAWI			
GRP 054 VEGETABLES, FRESH, CHILLED, FROZEN OR SIMPLY PRESERVED	-	132	-
GRP 728 OTHER MACHINERY AND EQUIPMENT SPECIALIZED FOR PARTICULAR INDUSTRIES, AND PARTS THEREOF, N.E.S.	-	10,903	-
GRP 931 SPECIAL TRANSACTIONS AND COMMODITIES	-	791	-
DIV 05 VEGETABLES AND FRUITS	-	132	-
DIV 72 MACHINERY SPECIALIZED FOR PARTICULAR INDUSTRIES	-	10,903	-
DIV 93 SPECIAL TRANSACTIONS AND COMMODITIES	-	791	-
SECT 0 FOOD AND LIVE ANIMALS	-	132	-
SECT 7 MACHINERY & TRANSPORT EQUIPMENT	-	10,903	-
SECT 9 MISCELLANEOUS TRANSACTIONS AND COMMODITIES	-	791	-
TOTAL - MALAWI	-	11,826	-
--- MALAYSIA PENINSULAR			
GRP 001 LIVE ANIMALS	520,583	9,552,085	99,970
GRP 011 MEAT OF BOVINE ANIMALS, FRESH, CHILLED OR FROZEN	-	1,519,921	-
GRP 012 OTHER MEAT AND EDIBLE OFFAL, FRESH, CHILLED OR FROZEN	13,530	35,012,495	4,080
GRP 016 MEAT AND EDIBLE MEAT OFFAL, SALTED, IN BRINE, DRIED OR SMOKED; EDIBLE FLOURS AND MEALS OF MEAT OR MEAT OFFAL	-	758,879	-
GRP 017 MEAT AND EDIBLE MEAT OFFAL, PREPARED OR PRESERVED, N.E.S.	645,613	179,462,224	366,852
GRP 022 MILK AND CREAM AND MILK PRODUCTS OTHER THAN BUTTER OR CHEESE	12,067,632	187,481,843	73,200
GRP 023 BUTTER AND OTHER FATS AND OILS DERIVED FROM MILK	273,000	6,220,546	273,000
GRP 024 CHEESE AND CURD	-	6,911,186	-
GRP 025 BIRDS EGG AND EGG YOLK, FRESH, DRIED OR OTHERWISE PRESERVED, SWEETENED OR NOT; EGG ALBUMIN	-	2,845,965	-
GRP 034 FISH, FRESH(LIVE OR DEAD), CHILLED OR FROZEN	81,326,780	14,354,840	-
GRP 035 FISH, DRIED, SALTED OR IN BRINE;SMOKED FISH	14,355,506	820,272	18,000
GRP 036 CRUSTACEANS AND MOLLUSCS, FRESH, CHILLED, FROZEN, SALTED OR IN BRINE OR DRIED	127,282,536	6,714,661	3,550,620
GRP 037 FISH, CRUSTACEANS AND MOLLUSCS PREPARED OR PRESERVED, N.E.S.	23,109,891	56,371,313	2,362,764

TABLE 8 (MODIFIED)

SABAH (FINAL)

FOREIGN TRADE : COUNTRY WITH GROUP / DIVISION & SECTION TOTALS

GROUP / DIV / SECT	EXPORT & RE EXPORTS	IMPORTS	RE EXPORTS
	RM FOB JAN - DEC 2021	RM CIF JAN - DEC 2021	RM FOB JAN - DEC 2021
GRP 042 RICE	23,170	30,841,438	23,170
GRP 043 BARLEY, UNMILLED	-	3,382	-
GRP 044 MAIZE (NOT INCLUDING SWEET CORN), UNMILLED	-	547,059	-
GRP 046 MEAL AND FLOUR OF WHEAT AND FLOUR OF MESLIN	-	9,912,873	-
GRP 047 OTHER CEREAL MEALS AND FLOURS	129,000	1,701,120	-
GRP 048 CEREAL PREPARATIONS AND PREPARATION OF FLOUR OR STARCH OF FRUITS OR VEGETABLES	2,452,673	391,816,390	690,881
GRP 054 VEGETABLES, FRESH, CHILLED, FROZEN OR SIMPLY PRESERVED	6,770	15,298,917	6,770
GRP 056 VEGETABLES, ROOT AND TUBERS, PREPARED OR PRESERVED, N.E.S.	530,398	30,374,560	134,948
GRP 057 FRUITS AND NUTS (NOT INCLUDING OIL NUTS), FRESH OR DRIED	44,472,154	8,858,518	39,200
GRP 058 FRUITS, PRESERVED, AND FRUIT PREPARATIONS (EXCLUDING FRUIT JUICES)	263,656	37,055,962	3,268
GRP 059 FRUIT JUICES (INCLUDING GRAPE MUST) & VEGETABLE JUICES, UNFERMENTED & NOT CONTAINING ADDED SPIRIT, WHETHER / NOT CONTAINING ADDED SUGAR OR OTHER SWEETENING MATTER	34,338	27,232,042	34,338
GRP 061 SUGARS, MOLASSES AND HONEY	515,759	172,187,742	480,179
GRP 062 SUGAR CONFECTIONERY	20,163	52,856,833	20,163
GRP 071 COFFEE AND COFFEE SUBSTITUTES	277,250	96,557,071	137,243
GRP 072 COCOA	3,025,131	11,986,450	-
GRP 073 CHOCOLATE AND OTHER FOOD PREPARATIONS CONTAINING COCOA, N.E.S	73,011	78,490,439	69,833
GRP 074 TEA AND MATE	461,048	31,098,642	20,000
GRP 075 SPICES	2,086,305	31,646,088	186,395
GRP 081 FEEDING STUFF FOR ANIMALS (NOT INCLUDING UNMILLED CEREALS)	16,430,465	196,987,236	367,653
GRP 091 MARGARINE AND SHORTENING	-	24,978,661	-
GRP 098 EDIBLE PRODUCTS AND PREPARATIONS, N.E.S.	41,821,066	858,418,602	4,550,884
GRP 111 NON-ALCOHOLIC BEVERAGES, N.E.S.	107,176	421,789,906	93,208
GRP 112 ALCOHOLIC BEVERAGES	2,806	230,950,287	2,806
GRP 122 TOBACCO, MANUFACTURED (WHETHER OR NOT CONTAINING TOBACCO SUBSTITUTES)	658,962	71,282,595	658,962
GRP 222 OIL SEEDS AND OLEAGINOUS FRUITS, FOR EXTRACTION OF 'SOFT' FIXED VEGETABLE OILS	-	2,586,368	-
GRP 223 OIL SEEDS AND OLEAGINOUS FRUITS, FOR EXTRACTION OF OTHER FIXED VEGETABLE OILS	2,358,696	27,618,450	-
GRP 231 NATURAL RUBBER, NATURAL GUMS, IN PRIMARY FORMS	7,956,184	-	-
GRP 232 SYNTHETIC RUBBER; RECLAIMED RUBBER, WASTE, PARINGS AND SCRAP OF UNHARDENED RUBBER	313,976	23,754	38,927
GRP 244 CORK, NATURAL, RAW AND WASTE	-	5,060	-
GRP 245 FUEL WOOD (EXCLUDING WOOD WASTE) AND WOOD CHARCOAL	-	1,929,265	-
GRP 246 WOOD IN CHIPS OR PARTICLES AND WOOD WASTE	-	932,255	-
GRP 247 WOOD IN THE ROUGH OR ROUGHLY SQUARED	-	3,024	-
GRP 248 WOOD, SIMPLY WORKED, AND RAILWAY SLEEPERS OF WOOD	2,122,335	2,300,242	-

TABLE 8 (MODIFIED)

SABAH (FINAL)

FOREIGN TRADE : COUNTRY WITH GROUP / DIVISION & SECTION TOTALS

GROUP / DIV /SECT	EXPORT & RE EXPORTS		IMPORTS	RE EXPORTS
	RM FOB	RM CIF	RM FOB	RM FOB
	JAN - DEC 2021	JAN - DEC 2021	JAN - DEC 2021	JAN - DEC 2021
GRP 251 PULP AND WASTE PAPER	12,653,622	66,361	-	-
GRP 263 COTTON	-	33,975	-	-
GRP 265 VEGETABLE TEXTILE FIBRES (OTHER THAN COTTON AND JUTE) RAW OR PROCESSED AND WASTE	-	984,742	-	-
GRP 266 SYNTHETIC FIBRES SUITABLE FOR SPINNING	-	103,839	-	-
GRP 269 WORN CLOTHING AND OTHER WORN TEXTILE ARTICLES ;RAGS	6,373,899	20,562,925	6,373,899	6,373,899
GRP 272 FERTILIZERS, CRUDE	296,940	4,166,474	-	-
GRP 273 STONE, SAND AND GRAVEL	213,565	6,540,829	213,565	213,565
GRP 274 SULPHUR AND UNROASTED IRON PYRITES	14,095	20,673	14,095	14,095
GRP 277 NATURAL ABRASIVES, N.E.S. (INCLUDING INDUSTRIAL DIAMONDS)	6,000	182,432	6,000	6,000
GRP 278 OTHER CRUDE MINERALS	396,037	39,787,992	396,037	396,037
GRP 282 FERROUS WASTE AND SCRAP; REMELTING INGOTS OF IRON OR STEEL	71,270,429	527,673	312,595	312,595
GRP 285 ALUMINIUM ORES AND CONCENTRATES	-	49,603	-	-
GRP 287 ORES AND CONCENTRATES OF BASE METALS, N.E.S.	36,713	-	36,713	36,713
GRP 288 NON-FERROUS BASE METAL WASTE AND SCRAP, N.E.S.	86,245,337	79,790	560,616	560,616
GRP 289 ORES AND CONCENTRATES OF PRECIOUS METALS; WASTE	-	14,036	-	-
GRP 291 CRUDE ANIMAL MATERIALS, N.E.S.	266,127	36,600	125,452	125,452
GRP 292 CRUDE VEGETABLE MATERIALS, N.E.S.	117,978	13,608,637	278	278
GRP 321 COAL, WHETHER OR NOT PULVERIZED, BUT NOT AGGLOMERATED	-	2,750	-	-
GRP 322 BRIGUETTES, LIGNITE AND PEAT	-	361,967	-	-
GRP 333 PETROLEUM OILS, CRUDE, AND CRUDE OILS OBTAINED FROM BITUMINOUS MINERALS	12,735,227,395	161	-	-
GRP 334 PETROLEUM PRODUCTS, REFINED	10,109,387	2,249,016,241	2,025,981	2,025,981
GRP 335 RESIDUAL PETROLEUM PRODUCTS, N.E.S. AND RELATED MATERIALS	9,975	14,418,231	9,975	9,975
GRP 342 LIQUEFIED PROPANE AND BUTANE	-	160,388,145	-	-
GRP 343 NATURAL GAS, WHETHER OR NOT LIQUEFIED	389,752,003	17,726	1,795,841	1,795,841
GRP 344 PETROLEUM GASES AND OTHER GASEOUS HYDRO-CARBONS, N.E.S.	-	104,035	-	-
GRP 411 ANIMAL OILS AND FATS	-	163,545	-	-
GRP 421 FIXED VEGETABLE OILS, 'SOFT', CRUDE, REFINED OR PURIFIED	4,775	8,705,262	4,775	4,775
GRP 422 OTHER FIXED VEGETABLE OILS, FLUID OR SOLID, CRUDE, REFINED OR PURIFIED	1,265,816,787	134,452,085	4,559,407	4,559,407
GRP 431 ANIMAL OR VEGETABLE OILS AND FATS, PROCESSED, AND WAXES OF ANIMAL OR VEGETABLE ORIGIN	94,663,991	846,604	43,000	43,000
GRP 511 HYDROCARBONS, N.E.S. AND THEIR HALOGENATED, SULPHONATED, NITRATED OR NITROSATED DERIVATIVES	2,520	3,147,859	2,520	2,520
GRP 512 ALCOHOLS, PHENOLS, PHENOL-ALCOHOLS, AND THEIR DERIVATIVES	472,923,457	3,551,639	16,060	16,060
GRP 513 CARBOXYLIC ACIDS, ANHYDRIDES, HALIDES, PEROXIDES AND PEROXYACIDS AND DERIVATIVES	35,193	6,954,181	35,193	35,193
GRP 514 NITROGEN-FUNCTION COMPOUNDS	32,787	27,035,132	32,787	32,787
GRP 515 ORGANO-INORGANIC AND HETEROCYCLIC COMPOUNDS	-	4,560,929	-	-

TABLE 8 (MODIFIED)

SABAH (FINAL)

FOREIGN TRADE : COUNTRY WITH GROUP / DIVISION & SECTION TOTALS

GROUP / DIV / SECT	EXPORT & RE EXPORTS	IMPORTS	RE EXPORTS
	RM FOB JAN - DEC 2021	RM CIF JAN - DEC 2021	RM FOB JAN - DEC 2021
GRP 516 OTHER ORGANIC CHEMICALS	83,754	5,781,421	83,754
GRP 522 INORGANIC CHEMICAL ELEMENTS, OXIDES AND HALOGEN SALTS	232,045	28,743,980	222,045
GRP 523 METALLIC SALTS AND PEROXYSALTS, OF INORGANIC ACIDS	3,812,103	48,035,900	3,800,103
GRP 524 OTHER INORGANIC CHEMICALS; ORGANIC AND INORGANIC COMPOUNDS OF PRECIOUS METALS	-	3,809,612	-
GRP 525 RADIO-ACTIVE AND ASSOCIATED MATERIALS	609,559	2,783,507	609,559
GRP 531 SYNTHETIC ORGANIC COLOURING MATTER AND COLOUR LAKES AND PREPARATIONS BASED THEREON	-	4,160,517	-
GRP 532 DYEING AND TANNING EXTRACTS, AND SYNTHETIC TANNING MATERIALS	84,022	1,082,891	84,022
GRP 533 PIGMENTS, PAINTS, VARNISHES AND RELATED MATERIALS	1,135,976	147,749,517	1,135,976
GRP 541 MEDICINAL AND PHARMACEUTICAL PRODUCTS, OTHER THAN MEDICAMENTS OF GROUP 542	254,783	42,549,978	254,783
GRP 542 MEDICAMENTS (INCLUDING VETERINARY MEDICAMENTS)	1,191,967	462,886,912	1,158,439
GRP 551 ESSENTIAL OILS, PERFUME AND FLAVOUR MATERIALS	9,760,658	5,964,262	9,760,658
GRP 553 PERFUMERY, COSMETICS AND TOILET PREPARATIONS	6,820,099	367,791,964	6,820,099
GRP 554 SOAP, CLEANSING AND POLISHING PREPARATIONS	890,958	212,249,147	890,958
GRP 562 FERTILIZERS, MANUFACTURED	1,561,562	105,132,311	1,476,562
GRP 571 POLYMER OF ETHYLENE, IN PRIMARY FORMS	365,712	37,340,100	365,712
GRP 572 POLYMER OF STYRENE, IN PRIMARY FORMS	52,422	3,286,021	41,846
GRP 573 POLYMERS OF VINYL CHLORIDE, IN PRIMARY FORMS	-	886,707	-
GRP 574 POLYACETALS, OTHER POLYETHERS AND EPOXIDE RESINS, IN PRIMARY FORMS	94,581	22,245,617	59,945
GRP 575 OTHER PLASTICS, IN PRIMARY FORMS	1,006,304	37,402,525	1,006,304
GRP 579 WASTE, PARINGS AND SCRAP, OF PLASTICS	4,719,013	537,680	-
GRP 581 TUBES, PIPES AND HOSES OF PLASTICS	769,134	66,781,040	769,134
GRP 582 PLATES, SHEETS, FILM, COIL AND STRIP OF PLASTICS	1,389,657	47,885,651	1,389,657
GRP 583 MONOFILAMENT, RODS, STICKS AND PROFILE SHAPES, OF PLASTICS	8,250	513,888	8,250
GRP 591 DISINFECTANTS, INSECTICIDES, FUNGICIDES, WEED KILLERS, ANTI-SPROUTING PRODUCTS, ETC.	1,365,115	202,781,043	1,365,115
GRP 592 STARCHES, INULIN AND WHEAT GLUTEN; ALBUMINOIDAL SUBSTANCES; GLUES	453,162	10,355,874	453,162
GRP 593 EXPLOSIVES AND PYROTECHNIC PRODUCTS	526,625	939,173	526,625
GRP 597 PREPARED ADDITIVES FOR MINERAL OILS; LUBRICATING PREPARATIONS	801,426	16,477,148	801,426
GRP 598 MISCELLANEOUS CHEMICAL PRODUCTS, N.E.S.	3,884,209	79,166,350	3,779,209
GRP 599 RESIDUAL PRODUCTS OF THE CHEMICAL OR ALLIED INDUSTRIES, N.E.S.; MUNICIPAL WASTE; SEWAGE SLUDGE OTHER WASTES	6,199,149	1,347,741	-
GRP 612 MANUFACTURES OF LEATHER OR OF COMPOSITION LEATHER, N.E.S. SADDLERY, HARNESS	14,306	239,781	14,306
GRP 621 MATERIALS OF RUBBER	354,438	10,659,224	354,438
GRP 625 RUBBER TYRES, INTERCHANGEABLE TRYE TREADS, INNER TUBES AND TYRE FLABS	1,065,185	96,552,776	1,041,555
GRP 629 ARTICLES OF RUBBER, N.E.S	665,694	10,313,731	529,877
GRP 634 VENEERS, PLYWOOD, PARTICLE BOARD, AND OTHER WOOD, WORKED, N.E.S.	59,960,433	7,350,828	8,775

TABLE 8 (MODIFIED)

SABAH (FINAL)

FOREIGN TRADE : COUNTRY WITH GROUP / DIVISION & SECTION TOTALS

GROUP / DIV / SECT	EXPORT & RE EXPORTS		IMPORTS	RE EXPORTS
	RM FOB	RM CIF	RM FOB	RM FOB
	JAN - DEC 2021	JAN - DEC 2021	JAN - DEC 2021	JAN - DEC 2021
GRP 635 WOOD MANUFACTURES, N.E.S.	749,731	13,450,866	181,894	
GRP 641 PAPER AND PAPERBOARD	1,109,013	18,939,604	336,568	
GRP 642 PAPER AND PAPERBOARD, CUT TO SIZE OR SHAPE, AND ARTICLES OF PAPER OR PAPERBOARD	1,131,924	310,049,095	1,131,924	
GRP 651 TEXTILE YARN	562,697	3,499,765	562,697	
GRP 652 COTTON FABRIC, WOVEN (EXCL. NARROW OR SPECIAL FABRICS)	464,466	13,412,451	464,466	
GRP 653 FABRICS, WOVEN, OF MAN-MADE TEXTILE MATERIALS (NOT INCLUDING NARROW OR SPECIAL FABRICS)	2,000	5,616,405	2,000	
GRP 654 TEXTILE FABRICS, WOVEN	31,858	1,359,643	31,858	
GRP 655 KNITTED OR CROCHETED FABRICS (INCLUDING TUBULAR KNIT, PILE AND OPEN-WORK FABRICS)	-	183,917	-	
GRP 656 TULLES, LACE, EMBROIDERY, RIBBONS, TRIMMINGS AND OTHER SMALL WARES	2,400	1,311,085	2,400	
GRP 657 SPECIAL YARNS, TEXTILE FABRICS AND RELATED PRODUCTS	971,746	43,765,054	971,746	
GRP 658 MADE-UP ARTICLES, WHOLLY OR CHIEFLY OF TEXTILE MATERIALS, N.E.S.	1,788,047	60,363,379	1,788,047	
GRP 659 FLOOR COVERINGS, ETC.	249,373	7,459,850	249,373	
GRP 661 LIME, CEMENT, AND FABRICATED CONSTRUCTION MATERIALS (EXCEPT GLASS AND CLAY MATERIALS)	68,895	125,781,902	59,775	
GRP 662 CLAY CONSTRUCTION MATERIALS AND REFRACTORY CONSTRUCTION MATERIALS	20,700	43,365,036	20,700	
GRP 663 MINERAL MANUFACTURES, N.E.S.	2,575,929	58,176,506	1,528,453	
GRP 664 GLASS	34,027	21,352,497	34,027	
GRP 665 GLASSWARE	303,152	5,982,695	303,152	
GRP 666 POTTERY	40,500	4,496,990	40,500	
GRP 667 PEARLS, PRECIOUS AND SEMI-PRECIOUS STONES, UNWORKED OR WORKED	-	60,335	-	
GRP 671 PIG IRON, SPIEGELEISEN, SPONGE IRON, IRON OR STEEL GRANULES AND POWDERS AND FERRO- ALLOYS	16,395,690	152,820	-	
GRP 672 INGOTS AND OTHER PRIMARY FORMS, OF IRON OR STEEL	-	21,843,830	-	
GRP 673 FLAT-ROLLED PRODUCTS, OF IRON OR NON-ALLOY STEEL, NOT CLAD, PLATED OR COATED	11,072	72,898,939	11,072	
GRP 674 FLAT-ROLLED PRODUCTS, OF IRON OR NON-ALLOY STEEL, CLAD, PLATED OR COATED	36,111,885	44,016,254	12,286,245	
GRP 675 FLAT-ROLLED PRODUCTS OF ALLOY STEEL	-	18,038,154	-	
GRP 676 IRON AND STEEL BARS, RODS, ANGLES, SHAPES AND SECTIONS (INCLUDING SHEET PILING)	1,214,168	291,397,097	1,187,857	
GRP 677 RAILS AND RAILWAY TRACK CONSTRUCTION MATERIAL, OF IRON OR STEEL	-	203,386	-	
GRP 678 WIRE OF IRON OR STEEL	-	13,711,952	-	
GRP 679 TUBES, PIPES AND HOLLOW PROFILES, AND TUBES OR PIPE FITTINGS, OF IRON OR STEEL	11,102,118	184,849,692	10,926,788	
GRP 682 COPPER (INCLUDING ALLOYS)	132,283	3,229,586	132,283	
GRP 683 NICKEL (INCLUDING ALLOYS)	20,219	408,081	20,219	
GRP 684 ALUMINIUM (INCLUDING ALLOYS)	4,840,617	20,377,713	70,794	
GRP 686 ZINC (INCLUDING ALLOYS)	151,862	921,678	151,862	
GRP 689 MISCELLANEOUS NON-FERROUS BASE METALS EMPLOYED IN METALLURGY AND CERMETS	295,200	-	295,200	
GRP 691 STRUCTURES AND PARTS OF STRUCTURES, N.E.S., OF IRON, STEEL OR ALUMINIUM	2,141,079	108,398,302	2,064,595	

TABLE 8 (MODIFIED)

SABAH (FINAL)

FOREIGN TRADE : COUNTRY WITH GROUP / DIVISION & SECTION TOTALS

GROUP / DIV / SECT	EXPORT & RE EXPORTS		IMPORTS	RE EXPORTS
	RM FOB	RM CIF	RM FOB	RM FOB
	JAN - DEC 2021	JAN - DEC 2021	JAN - DEC 2021	JAN - DEC 2021
GRP 692	METAL CONTAINERS FOR STORAGE OR TRANSPORT	674,757	19,565,866	346,206
GRP 693	WIRE PRODUCTS (EXCLUDING INSULATED ELECTRICAL WIRING) AND FENCING GRILLS	165,068	32,476,980	151,068
GRP 694	NAILS, SCREWS, NUTS, BOLTS, RIVETS AND THE LIKE, OF IRON, STEEL, COPPER OR ALUMINIUM	238,495	38,098,655	238,495
GRP 695	TOOLS FOR USE IN THE HAND OR IN MACHINES	5,665,970	131,520,288	5,665,970
GRP 696	CUTLERY	21,282	10,719,113	21,282
GRP 697	HOUSEHOLD EQUIPMENT OF BASE METAL, N.E.S.	831,439	77,293,562	831,439
GRP 699	MANUFACTURES OF BASE METAL, N.E.S.	2,701,022	186,247,362	2,701,022
GRP 711	STEAM OR OTHER VAPOUR GENERATING BOILERS, SUPERHEATED WATER BOILERS, AND AUXILIARY PLANT FOR USE THEREWITH; AND PARTS THEREOF	686,532	26,367,834	686,532
GRP 712	STEAM TURBINES AND OTHER VAPOUR TURBINES, AND PARTS THEREOF, N.E.S.	961,166	2,392,379	961,166
GRP 713	INTERNAL COMBUSTION PISTON ENGINES, AND PARTS THEREOF, N.E.S.	4,932,016	27,785,320	4,932,016
GRP 714	ENGINES AND MOTORS, NON-ELECTRIC, AND PARTS, N.E.S.	1,065,893	2,456,930	1,065,893
GRP 716	ROTATING ELECTRIC PLANT AND PARTS THEREOF, N.E.S.	5,072,613	33,697,835	5,072,613
GRP 718	OTHER POWER GENERATING MACHINERY AND PARTS THEREOF, N.E.S.	527,442	4,551,166	527,442
GRP 721	AGRICULTURAL MACHINERY (EXCLUDING TRACTORS) AND PARTS THEREOF	208,761	22,996,927	208,761
GRP 722	TRACTORS, WHETHER OR NOT FITTED WITH POWER TAKE OFFS, WINCHES OR PULLEYS	2,268,825	2,883,409	2,268,825
GRP 723	CIVIL ENGINEERING AND CONTRACTORS' PLANT AND EQUIPMENT	44,984,604	134,467,969	44,984,604
GRP 724	TEXTILE AND LEATHER MACHINERY, AND PARTS THEREOF, N.E.S.	1,375,250	22,822,159	1,375,250
GRP 725	PAPER MILL AND PULP MILL MACHINERY, PAPER CUTTING MACHINES AND OTHER MACHINERY FOR THE MANUFACTURE OF PAPER ARTICLES; PARTS THEREOF	78,250	5,300,897	78,250
GRP 726	PRINTING AND BOOKBINDING MACHINERY, AND PARTS THEREOF	59,852	6,496,071	59,852
GRP 727	FOOD-PROCESSING MACHINES (EXCLUDING DOMESTIC)	465,310	22,299,407	465,310
GRP 728	OTHER MACHINERY AND EQUIPMENT SPECIALIZED FOR PARTICULAR INDUSTRIES, AND PARTS THEREOF, N.E.S.	18,680,101	122,297,419	18,680,101
GRP 731	MACHINE-TOOLS WORKING BY REMOVING METAL OR OTHER MATERIAL	2,255,864	3,691,052	2,255,864
GRP 733	MACHINE-TOOLS FOR WORKING METAL, SINTERED METAL CARBIDES OF CERMETS, WITHOUT REMOVING MATERIAL	72,000	2,242,462	72,000
GRP 735	PARTS, N.E.S AND ACCESSORIES FOR USE WITH MACHINES FALLING WITHIN GRP 731 AND 733	1,663,109	26,317,597	1,663,109
GRP 737	METALWORKING MACHINERY (OTHER THAN MACHINE-TOOLS), AND PARTS THEROF, N.E.S.	578,485	8,729,745	578,485
GRP 741	HEATING AND COOLING EQUIPMENT AND PARTS THEREOF, N.E.S.	6,376,419	167,989,146	6,376,419
GRP 742	PUMPS FOR LIQUIDS, LIQUID ELEVATORS AND PARTS	8,873,894	36,617,742	8,867,894
GRP 743	PUMPS (OTHER THAN PUMPS FOR LIQUIDS) AND COMPRESSORS AND FANS; CENTRIFUGES; FILTERING OR PURIFYING APPARATUS	22,216,847	250,888,375	22,216,847
GRP 744	MECHANICAL HANDLING EQUIPMENT, AND PARTS THEREOF, N.E.S.	8,417,125	70,822,589	8,417,125
GRP 745	OTHER NON-ELECTRICAL MACHINERY, TOOLS AND MECHANICAL APPARATUS, AND PARTS THEREOF, N.E.S.	2,351,163	62,121,865	2,351,163
GRP 746	BALL OR ROLLER BEARINGS	917,178	18,427,026	917,178
GRP 747	TAPS, COCKS, VALVES AND SIMILAR APPLIANCE	7,829,390	62,428,504	7,829,390
GRP 748	TRANSMISSION SHAFTS AND CRANKS; BEARING HOUSINGS AND PARTS THEREOF	3,439,200	16,661,981	3,439,200

TABLE 8 (MODIFIED)

SABAH (FINAL)

FOREIGN TRADE : COUNTRY WITH GROUP / DIVISION & SECTION TOTALS

GROUP / DIV / SECT	EXPORT & RE EXPORTS	IMPORTS	RE EXPORTS
	RM FOB JAN - DEC 2021	RM CIF JAN - DEC 2021	RM FOB JAN - DEC 2021
GRP 749 NON-ELECTRIC PARTS AND ACCESSORIES OF MACHINERY, N.E.S.	5,374,531	34,622,815	5,374,531
GRP 751 OFFICE MACHINES	1,029,426	33,780,220	1,029,426
GRP 752 AUTOMATIC DATA PROCESSING MACHINES AND UNITS THEREOF	2,699,148	78,545,135	2,699,148
GRP 759 PARTS AND ACCESSORIES FOR USE WITHIN GROUPS 751 AND 752	3,515,492	73,675,036	3,505,492
GRP 761 TELEVISION RECEIVERS WITH RADIO-BROADCAST RECEIVERS, SOUND RECORDERS OR REPRODUCERS	1,447,794	103,543,955	1,447,794
GRP 762 RADIO-BROADCAST RECEIVERS WITH SOUND RECORDERS OR REPRODUCERS	5,000	5,110,751	5,000
GRP 763 SOUND RECORDERS OR REPRODUCERS; TELEVISION IMAGE AND SOUND RECORDERS OR REPRODUCERS; PREPARED UNRECORDED MEDIA	5,600	821,731	5,600
GRP 764 TELECOMMUNICATIONS EQUIPMENTS, N.E.S.; THEIR PARTS, AND ACCESSORIES USED IN DIVISION 76	8,480,399	490,885,129	8,480,399
GRP 771 ELECTRIC POWER MACHINERY (OTHER THAN ROTATING ELECTRIC PLANT), AND PARTS THEREOF	1,681,695	36,781,102	1,681,695
GRP 772 ELECTRICAL APPARATUS, RESISTOR, SWITCHBOARD AND CONTROL PANELS N.E.S., AND PARTS N.E.S.	7,390,325	128,524,819	7,390,325
GRP 773 EQUIPMENT FOR DISTRIBUTING ELECTRICITY, N.E.S.	4,672,196	190,874,705	4,672,196
GRP 774 ELECTRO-DIAGNOSTIC APPARATUS FOR MEDICAL, SURGICAL, DENTAL OR VETERINARY SCIENCES AND RADIOLOGICAL APPARATUS	1,280,317	10,776,402	1,280,317
GRP 775 HOUSEHOLD TYPE, ELECTRICAL AND NON- ELECTRICAL EQUIPMENT, N.E.S.	912,985	255,633,547	912,985
GRP 776 THERMIONIC VALVES AND TUBES; PHOTOCELLS; ETC., AND PARTS THEREOF, N.E.S.	2,336,400	8,989,764	2,336,400
GRP 778 ELECTRICAL MACHINERY AND APPARATUS, N.E.S.	13,183,290	98,441,370	11,738,486
GRP 781 MOTOR CARS AND OTHER MOTOR VEHICLES FOR THE TRANSPORT OF PERSONS	258,838,455	2,055,889,754	258,838,455
GRP 782 MOTOR VEHICLES FOR THE TRANSPORT OF GOODS AND SPECIAL PURPOSE MOTOR VEHICLES	31,709,111	601,328,637	31,709,111
GRP 783 ROAD MOTOR VEHICLES, N.E.S	1,625,297	26,560,571	1,625,297
GRP 784 PARTS AND ACCESSORIES, OF THE MOTOR VEHICLES FALLING WITHIN GROUP 722, 781, 782 OR 783	12,252,666	436,750,565	12,250,566
GRP 785 MOTORCYCLES, AND CYCLES, MOTORIZED AND NON-MOTORIZED; INVALID CARRIAGES	11,747,324	299,227,184	11,747,324
GRP 786 TRAILERS AND SEMI-TRAILERS; OTHER VEHICLES, NOT MECHANICALLY PROPELLED; SPECIALLY DESIGNED AND EQUIPPED TRANSPORT CONTAINERS	212,000	18,898,105	212,000
GRP 791 RAILWAY VEHICLES (INCLUDING HOVERTRAINS) AND ASSOCIATED EQUIPMENT	-	15,125,618	-
GRP 792 AIRCRAFT AND ASSOCIATED EQUIPMENT, SPACECRAFTS AND SPACECRAFT LAUNCH VEHICLES AND PARTS	14,059,685	21,071,361	14,019,685
GRP 793 SHIPS, BOATS (INCLUDING HOVERCRAFT) AND FLOATING STRUCTURES	443,279	12,416,006	443,279
GRP 811 PREFABRICATED BUILDINGS	1,922,021	2,548,821	1,922,021
GRP 812 SANITARY, PLUMBING AND HEATING FIXTURES AND FITTINGS, N.E.S.	348,967	16,919,443	344,567
GRP 813 LIGHTING FIXTURES AND FITTINGS, N.E.S.	532,264	35,179,451	532,264
GRP 821 FURNITURE AND PARTS THEREOF	2,434,598	199,056,361	2,094,543
GRP 831 TRAVEL GOODS, HANDBAGS AND SIMILAR CONTAINERS	520,275	25,439,071	520,275
GRP 841 MEN'S OR BOYS' COATS, CAPES, JACKETS, SUITS, BLAZERS, TROUSERS, UNDERWEAR, ETC., OF TEXTILE FABRICS, NOT KNITTED OR CROCHETED	467,099	29,177,819	467,099
GRP 842 WOMEN'S AND GIRLS' COATS, CAPES, JACKETS, SUITS, BLAZERS, TROUSERS, SHORTS AND SIMILAR ARTICLES OF TEXTILE FABRICS, NOT KNITTED OR CROCHETED	691,874	27,553,963	691,874

TABLE 8 (MODIFIED)

SABAH (FINAL)

FOREIGN TRADE : COUNTRY WITH GROUP / DIVISION & SECTION TOTALS

GROUP / DIV / SECT	EXPORT & RE EXPORTS RM FOB JAN - DEC 2021	IMPORTS RM CIF JAN - DEC 2021	RE EXPORTS RM FOB JAN - DEC 2021
GRP 843 MEN'S OR BOYS' COATS, CAPES, JACKETS, SUITS, BLAZERS, TROUSERS, SHORTS AND SIMILAR ARTICLES OF TEXTILE FABRICS, KNITTED OR CROCHETED	16,829	9,077,699	16,829
GRP 844 WOMEN'S AND GIRLS' COATS, CAPES, JACKETS, SUITS, BLAZERS, TROUSERS, SHORTS AND SIMILAR ARTICLES OF TEXTILE FABRICS, KNITTED OR CROCHETED	130,110	27,703,570	130,110
GRP 845 ARTICLES OF APPAREL, OF TEXTILE FABRICS, WHETHER OR NOT KNITTED OR CROCHETED, N.E.S.	6,432,122	215,545,675	6,432,122
GRP 846 CLOTHING ACCESSORIES, OF TEXTILE FABRICS, WHETHER OR NOT KNITTED OR CROCHETED	1,494,460	26,816,338	1,494,460
GRP 848 ARTICLES OF APPAREL AND CLOTHING ACCESSORIES OF OTHER THAN TEXTILE FABRICS, HEADGEAR OF ALL MATERIALS	429,906	25,608,750	429,906
GRP 851 FOOTWEAR	1,808,798	61,318,621	1,808,798
GRP 871 OPTICAL INSTRUMENTS AND APPARATUS, N.E.S.	184,500	1,361,015	184,500
GRP 872 MEDICAL INSTRUMENTS AND APPLIANCES, N.E.S.	8,011,484	132,346,161	8,011,484
GRP 873 METERS AND COUNTERS, N.E.S.	274,678	10,755,103	274,678
GRP 874 MEASURING, CHECKING, ANALYSING AND CONTROLLING INSTRUMENTS AND APPARATUS N.E.S.	43,303,445	59,860,321	43,290,544
GRP 881 PHOTOGRAPHIC APPARATUS AND EQUIPMENT, N.E.S.	402,000	5,714,180	402,000
GRP 882 PHOTOGRAPHIC AND CINEMATOGRAPHIC SUPPLIES	23,566	2,112,068	23,566
GRP 884 OPTICAL GOODS, N.E.S.	259,112	3,252,966	259,112
GRP 885 WATCHES AND CLOCKS	-	5,616,838	-
GRP 891 ARMS AND AMMUNITION	41,048	21,606	41,048
GRP 892 PRINTED MATTER	13,791,376	75,084,120	13,787,376
GRP 893 ARTICLES, N.E.S OF PLASTICS	5,646,619	576,781,657	5,455,168
GRP 894 BABY CARRIAGES, TOYS, GAMES AND SPORTING GOODS	920,493	114,309,464	920,493
GRP 895 OFFICE AND STATIONARY SUPPLIES, N.E.S.	28,280	13,489,082	28,280
GRP 896 WORKS OF ART, COLLECTORS' PIECES AND ANTIQUES	40,000	521,108	40,000
GRP 897 JEWELLERY, GOLDSMITHS' AND SILVERSMITHS' WARES AND OTHER ARTICLES OF PRECIOUS OR SEMI-PRECIOUS MATERIALS, N.E.S.	14,681,192	168,932,388	14,681,192
GRP 898 MUSICAL INSTRUMENTS AND PARTS AND ACCESSORIES THEREOF	63,560	10,413,631	63,560
GRP 899 MISCELLANEOUS MANUFACTURED ARTICLES, N.E.S.	363,851	29,687,966	363,851
GRP 931 SPECIAL TRANSACTIONS AND COMMODITIES	6,674,316	50,170,649	3,332,365
GRP 961 COIN, EXCEPT GOLD COIN, UNISSUED	-	13,084,651	-
GRP 971 GOLD, NON-MONETARY	-	712,318	-
DIV 00 LIVE ANIMALS	520,583	9,552,085	99,970
DIV 01 MEAT AND MEAT PREPARATIONS	659,143	216,753,519	370,932
DIV 02 DAIRY PRODUCT AND BIRDS EGGS	12,340,632	203,459,540	346,200
DIV 03 FISH, CRUSTACEANS AND MOLLUSCS, AND PREPARATIONS THEREOF	246,074,713	78,261,086	5,931,384
DIV 04 CEREALS AND CEREAL PREPARATIONS	2,604,843	434,822,262	714,051
DIV 05 VEGETABLES AND FRUITS	45,307,316	118,819,999	218,524

TABLE 8 (MODIFIED)

SABAH (FINAL)

FOREIGN TRADE : COUNTRY WITH GROUP / DIVISION & SECTION TOTALS

GROUP / DIV / SECT	EXPORT & RE EXPORTS		IMPORTS	RE EXPORTS
	RM FOB	RM FOB	RM CIF	RM FOB
	JAN - DEC 2021		JAN - DEC 2021	JAN - DEC 2021
DIV 06	SUGARS, SUGAR PREPARATIONS AND HONEY	535,922	225,044,575	500,342
DIV 07	COFFEE, TEA, COCOA, SPICES, AND MANUFACTURES THEREOF	5,922,745	249,778,690	413,471
DIV 08	FEEDING STUFF FOR ANIMALS (NOT INCLUDING UNMILLED CEREALS)	16,430,465	196,987,236	367,653
DIV 09	MISCELLANEOUS EDIBLE PRODUCTS AND PREPARATIONS	41,821,066	883,397,263	4,550,884
DIV 11	BEVERAGES	109,982	652,740,193	96,014
DIV 12	TOBACCO AND TOBACCO MANUFACTURES THEREOF	658,962	71,282,595	658,962
DIV 22	OIL SEEDS AND OLEAGINOUS FRUITS	2,358,696	30,204,818	-
DIV 23	CRUDE RUBBER (INCLUDING SYNTHETIC AND RECLAIMED)	8,270,160	23,754	38,927
DIV 24	CORK AND WOOD	2,122,335	5,169,846	-
DIV 25	PULP AND WASTE PAPER	12,653,622	66,361	-
DIV 26	TEXTILE FIBRES(OTHER THAN WOOL TOPS) AND THEIR WASTES (NOT MANUFACTURED INTO YARN OR FABRICS)	6,373,899	21,685,481	6,373,899
DIV 27	CRUDE FERTILIZERS AND CRUDE MINERALS (EXCLUDING COAL, PETROLEUM AND PRECIOUS STONES)	926,637	50,698,400	629,697
DIV 28	METALLIFEROUS ORES AND METAL SCRAP	157,552,479	671,102	909,924
DIV 29	CRUDE ANIMAL AND VEGETABLE MATERIALS, N.E.S.	384,105	13,645,237	125,730
DIV 32	COAL, COKE AND BRIQUETTES	-	364,717	-
DIV 33	PETROLEUM, PETROLEUM PRODUCTS AND RELATED MATERIALS	12,745,346,757	2,263,434,633	2,035,956
DIV 34	GAS, NATURAL AND MANUFACTURED	389,752,003	160,509,906	1,795,841
DIV 41	ANIMAL OILS AND FATS	-	163,545	-
DIV 42	FIXED VEGETABLE OILS AND FATS, CRUDE, REFINED OR FRACTIONATED	1,265,821,562	143,157,347	4,564,182
DIV 43	ANIMAL OR VEGETABLE OILS AND FATS, PROCESSED, AND WAXES OF ANIMAL OR VEGETABLE ORIGIN	94,663,991	846,604	43,000
DIV 51	ORGANIC CHEMICALS	473,077,711	51,031,161	170,314
DIV 52	INORGANIC CHEMICALS	4,653,707	83,372,999	4,631,707
DIV 53	DYEING, TANNING AND COLOURING MATERIALS	1,219,998	152,992,925	1,219,998
DIV 54	MEDICINAL AND PHARMACEUTICAL PRODUCTS	1,446,750	505,436,890	1,413,222
DIV 55	ESSENTIAL OILS AND RESINOIDS AND PERFUME MATERIALS; TOILET, POLISHING AND CLEANSING PREPARATIONS	17,471,715	586,005,373	17,471,715
DIV 56	FERTILIZERS, MANUFACTURED	1,561,562	105,132,311	1,476,562
DIV 57	PLASTICS IN PRIMARY FORMS	6,238,032	101,698,650	1,473,807
DIV 58	PLASTICS IN NON-PRIMARY FORMS	2,167,041	115,180,579	2,167,041
DIV 59	CHEMICAL MATERIALS AND PRODUCTS, N.E.S.	13,229,686	311,067,329	6,925,537
DIV 61	LEATHER, LEATHER MANUFACTURES, N.E.S. AND DRESSED FURSKINS	14,306	239,781	14,306
DIV 62	RUBBER MANUFACTURES, N.E.S.	2,085,317	117,525,731	1,925,870
DIV 63	CORK AND WOOD MANUFACTURES (EXCLUDING FURNITURE)	60,710,164	20,801,694	190,669
DIV 64	PAPER, PAPERBOARD, AND ARTICLES OF PAPER PULP, OF PAPER OR PAPERBOARD	2,240,937	328,988,699	1,468,492
DIV 65	TEXTILE YARN, FABRICS, MADE-UP ARICLES, N.E.S. AND RELATED PRODUCTS	4,072,587	136,971,549	4,072,587

TABLE 8 (MODIFIED)

SABAH (FINAL)

FOREIGN TRADE : COUNTRY WITH GROUP / DIVISION & SECTION TOTALS

GROUP / DIV / SECT	EXPORT & RE EXPORTS	IMPORTS	RE EXPORTS	
	RM FOB JAN - DEC 2021	RM CIF JAN - DEC 2021	RM FOB JAN - DEC 2021	
DIV 66	NON-METALLIC MINERAL MANUFACTURES N.E.S.	3,043,203	259,215,961	1,986,607
DIV 67	IRON AND STEEL	64,834,933	647,112,124	24,411,962
DIV 68	NON-FERROUS METALS	5,440,181	24,937,058	670,358
DIV 69	MANUFACTURES OF METAL, N.E.S.	12,439,112	604,320,128	12,020,077
DIV 71	POWER GENERATING MACHINERY AND EQUIPMENT	13,245,662	97,251,464	13,245,662
DIV 72	MACHINERY SPECIALIZED FOR PARTICULAR INDUSTRIES	68,120,953	339,564,258	68,120,953
DIV 73	METALWORKING MACHINERY	4,569,458	40,980,856	4,569,458
DIV 74	GENERAL INDUSTRIAL MACHINERY AND EQUIPMENT, N.E.S. AND MACHINE PARTS, N.E.S.	65,795,747	720,580,043	65,789,747
DIV 75	OFFICE MACHINES AND AUTOMATIC DATA PROCESSING EQUIPMENT	7,244,066	186,000,391	7,234,066
DIV 76	TELECOMMUNICATIONS AND SOUND RECORDING AND REPRODUCING APPARATUS AND EQUIPMENT	9,938,793	600,361,566	9,938,793
DIV 77	ELECTRICAL MACHINERY, APPARATUS AND APPLIANCES, N.E.S. AND ELECTRICAL PARTS THEREOF	31,457,208	730,021,709	30,012,404
DIV 78	ROAD VEHICLES (INCLUDING AIR - CUSHION VEHICLES)	316,384,853	3,438,654,816	316,382,753
DIV 79	OTHERS TRANSPORT EQUIPMENT	14,502,964	48,612,985	14,462,964
DIV 81	PREFABRICATED BUILDINGS, SANITARY, PLUMBING, HEATING AND LIGHTING FIXTURES AND FITTINGS, N.E.S.	2,803,252	54,647,715	2,798,852
DIV 82	FURNITURE AND PARTS THEREOF	2,434,598	199,056,361	2,094,543
DIV 83	TRAVEL GOODS, HANDBAGS AND SIMILAR CONTAINERS	520,275	25,439,071	520,275
DIV 84	ARTICLES OF APPAREL AND CLOTHING ACCESSORIES	9,662,400	361,483,814	9,662,400
DIV 85	FOOTWEAR	1,808,798	61,318,621	1,808,798
DIV 87	PROFESSIONAL, SCIENTIFIC AND CONTROLLING INSTRUMENTS AND APPARATUS, N.E.S.	51,774,107	204,322,600	51,761,206
DIV 88	PHOTOGRAPHIC APPARATUS, EQUIPMENT AND SUPPLIED AND OPTICAL GOODS, N.E.S., WATCHES AND CLOCKS	684,678	16,696,052	684,678
DIV 89	MISCELLANEOUS MANUFACTURED ARTICLES, N.E.S.	35,576,419	989,241,022	35,380,968
DIV 93	SPECIAL TRANSACTIONS AND COMMODITIES	6,674,316	50,170,649	3,332,365
DIV 96	COIN, EXCEPT GOLD COIN, UNISSUED	-	13,084,651	-
DIV 97	GOLD, NON-MONETARY	-	712,318	-
SECT 0	FOOD AND LIVE ANIMALS	372,217,428	2,616,876,255	13,513,411
SECT 1	BEVERAGES AND TOBACCO	768,944	724,022,788	754,976
SECT 2	CRUDE MATERIALS, INEDIABLE	190,641,933	122,164,999	8,078,177
SECT 3	MINERAL FUELS, LUBRICANTS, ETC.	13,135,098,760	2,424,309,256	3,831,797
SECT 4	ANIMAL AND VEGETABLE OILS AND FATS	1,360,485,553	144,167,496	4,607,182
SECT 5	CHEMICALS	521,066,202	2,011,918,217	36,949,903
SECT 6	MANUFACTURED GOODS	154,880,740	2,140,112,725	46,760,928
SECT 7	MACHINERY & TRANSPORT EQUIPMENT	531,259,704	6,202,028,088	529,756,800
SECT 8	MISCELLANEOUS MANUFACTURED ARTICLES	105,264,527	1,912,205,256	104,711,720
SECT 9	MISCELLANEOUS TRANSACTIONS AND COMMODITIES	6,674,316	63,967,618	3,332,365

TABLE 8 (MODIFIED)

SABAH (FINAL)

FOREIGN TRADE : COUNTRY WITH GROUP / DIVISION & SECTION TOTALS

GROUP / DIV / SECT	EXPORT & RE EXPORTS RM FOB JAN - DEC 2021	IMPORTS RM CIF JAN - DEC 2021	RE EXPORTS RM FOB JAN - DEC 2021
TOTAL - MALAYSIA PENINSULAR	16,378,358,107	18,361,772,698	752,297,259
... MALAYSIA SABAH			
GRP 575 OTHER PLASTICS, IN PRIMARY FORMS	-	255,500	-
GRP 679 TUBES, PIPES AND HOLLOW PROFILES, AND TUBES OR PIPE FITTINGS, OF IRON OR STEEL	-	426,339	-
DIV 57 PLASTICS IN PRIMARY FORMS	-	255,500	-
DIV 67 IRON AND STEEL	-	426,339	-
SECT 5 CHEMICALS	-	255,500	-
SECT 6 MANUFACTURED GOODS	-	426,339	-
TOTAL - MALAYSIA SABAH	-	681,839	-
... MALAYSIA SARAWAK			
GRP 001 LIVE ANIMALS	915,450	-	9,000
GRP 011 MEAT OF BOVINE ANIMALS, FRESH, CHILLED OR FROZEN	50,072	-	50,072
GRP 012 OTHER MEAT AND EDIBLE OFFAL, FRESH, CHILLED OR FROZEN	213,851	-	208,251
GRP 016 MEAT AND EDIBLE MEAT OFFAL, SALTED, IN BRINE, DRIED OR SMOKED; EDIBLE FLOURS AND MEALS OF MEAT OR MEAT OFFAL	4,378	-	-
GRP 025 BIRDS EGG AND EGG YOLK, FRESH, DRIED OR OTHERWISE PRESERVED, SWEETENED OR NOT; EGG ALBUMIN	10,200	-	-
GRP 034 FISH, FRESH(LIVE OR DEAD), CHILLED OR FROZEN	1,125,031	24,528	1,610
GRP 035 FISH, DRIED, SALTED OR IN BRINE;SMOKED FISH	8,650	-	-
GRP 036 CRUSTACEANS AND MOLLUSCS, FRESH, CHILLED, FROZEN, SALTED OR IN BRINE OR DRIED	1,911,092	-	-
GRP 037 FISH, CRUSTACEANS AND MOLLUSCS PREPARED OR PRESERVED, N.E.S.	5,158,035	1,222,296	5,378
GRP 042 RICE	17,967	-	17,697
GRP 048 CEREAL PREPARATIONS AND PREPARATION OF FLOUR OR STARCH OF FRUITS OR VEGETABLES	43,036	1,592,686	31,667
GRP 054 VEGETABLES, FRESH, CHILLED, FROZEN OR SIMPLY PRESERVED	1,317,861	-	371,572
GRP 056 VEGETABLES, ROOT AND TUBERS, PREPARED OR PRESERVED, N.E.S.	52,630	-	52,630
GRP 057 FRUITS AND NUTS (NOT INCLUDING OIL NUTS), FRESH OR DRIED	265,336	-	121,380
GRP 058 FRUITS, PRESERVED, AND FRUIT PREPARATIONS (EXCLUDING FRUIT JUICES)	-	17,652	-
GRP 059 FRUIT JUICES (INCLUDING GRAPE MUST) & VEGETABLE JUICES, UNFERMENTED & NOT CONTAINING ADDED SPIRIT,WHETHER / NOT CONTAINING ADDED SUGAR OR OTHER SWEETENING MATTER	-	39,780	-
GRP 061 SUGARS, MOLASSES AND HONEY	5,520	-	5,094
GRP 081 FEEDING STUFF FOR ANIMALS (NOT INCLUDING UNMILLED CEREALS)	7,237,589	544,597	172,467
GRP 091 MARGARINE AND SHORTENING	5,158	156,900	4,649
GRP 098 EDIBLE PRODUCTS AND PREPARATIONS, N.E.S.	1,517,973	5,400,668	33,711
GRP 111 NON-ALCOHOLIC BEVERAGES, N.E.S.	282,304	8,000,105	183,271

TABLE 8 (MODIFIED)

SABAH (FINAL)

FOREIGN TRADE : COUNTRY WITH GROUP / DIVISION & SECTION TOTALS

GROUP / DIV /SECT	EXPORT & RE EXPORTS		IMPORTS	RE EXPORTS
	RM FOB	RM CIF	RM FOB	RM FOB
	JAN - DEC 2021	JAN - DEC 2021	JAN - DEC 2021	JAN - DEC 2021
GRP 112 ALCOHOLIC BEVERAGES	4,140,574	982,799	4,140,574	
GRP 223 OIL SEEDS AND OLEAGINOUS FRUITS, FOR EXTRACTION OF OTHER FIXED VEGETABLE OILS	3,392,588	825,401	2,109	
GRP 245 FUEL WOOD (EXCLUDING WOOD WASTE) AND WOOD CHARCOAL	-	100,800	-	
GRP 246 WOOD IN CHIPS OR PARTICLES AND WOOD WASTE	1,261,100	68,000	-	
GRP 247 WOOD IN THE ROUGH OR ROUGHLY SQUARED	7,834,000	-	-	
GRP 248 WOOD, SIMPLY WORKED, AND RAILWAY SLEEPERS OF WOOD	239,507	5,243,207	-	
GRP 251 PULP AND WASTE PAPER	1,164,672	-	1,164,672	
GRP 269 WORN CLOTHING AND OTHER WORN TEXTILE ARTICLES ;RAGS	522,983	-	517,971	
GRP 272 FERTILIZERS, CRUDE	879,757	-	-	
GRP 273 STONE, SAND AND GRAVEL	2,541,144	2,007,573	1,209,225	
GRP 277 NATURAL ABRASIVES, N.E.S. (INCLUDING INDUSTRIAL DIAMONDS)	446,593	-	446,593	
GRP 278 OTHER CRUDE MINERALS	47,185,882	-	43,694,828	
GRP 282 FERROUS WASTE AND SCRAP; REMELTING INGOTS OF IRON OR STEEL	9,377,744	47,192	2,036	
GRP 285 ALUMINIUM ORES AND CONCENTRATES	9,100	-	9,100	
GRP 292 CRUDE VEGETABLE MATERIALS, N.E.S.	33,027	-	31,181	
GRP 322 BRIGUETTES, LIGNITE AND PEAT	15,330	-	15,330	
GRP 334 PETROLEUM PRODUCTS, REFINED	26,273,627	59,175	23,717,188	
GRP 335 RESIDUAL PETROLEUM PRODUCTS, N.E.S. AND RELATED MATERIALS	1,359,320	-	1,359,320	
GRP 342 LIQUEFIED PROPANE AND BUTANE	47,919	224,836,474	40,237	
GRP 344 PETROLEUM GASES AND OTHER GASEOUS HYDRO-CARBONS, N.E.S.	14,216	-	14,216	
GRP 411 ANIMAL OILS AND FATS	4,200	-	4,200	
GRP 422 OTHER FIXED VEGETABLE OILS, FLUID OR SOLID, CRUDE, REFINED OR PURIFIED	33,661,258	13,178,300	965	
GRP 511 HYDROCARBONS, N.E.S. AND THEIR HALOGENATED, SULPHONATED, NITRATED OR NITROSATED DERIVATIVES	1,282,913	-	1,279,254	
GRP 512 ALCOHOLS, PHENOLS, PHENOL-ALCOHOLS, AND THEIR DERIVATIVES	93,196,854	-	14,358,819	
GRP 513 CARBOXYLIC ACIDS, ANHYDRIDES, HALIDES, PEROXIDES AND PEROXYACIDS AND DERIVATIVES	3,378,022	-	3,378,022	
GRP 514 NITROGEN-FUNCTION COMPOUNDS	889,964	-	881,590	
GRP 515 ORGANO-INORGANIC AND HETEROCYCLIC COMPOUNDS	117,239	-	117,239	
GRP 516 OTHER ORGANIC CHEMICALS	1,461,974	-	1,461,974	
GRP 522 INORGANIC CHEMICAL ELEMENTS, OXIDES AND HALOGEN SALTS	11,461,168	79,200	11,319,862	
GRP 523 METALLIC SALTS AND PEROXYSALTS, OF INORGANIC ACIDS	14,367,764	369,427	14,335,364	
GRP 524 OTHER INORGANIC CHEMICALS; ORGANIC AND INORGANIC COMPOUNDS OF PRECIOUS METALS	537,845	-	535,776	
GRP 525 RADIO-ACTIVE AND ASSOCIATED MATERIALS	1,395,064	-	1,395,064	
GRP 533 PIGMENTS, PAINTS, VARNISHES AND RELATED MATERIALS	3,071,264	101,460	3,062,995	
GRP 541 MEDICINAL AND PHARMACEUTICAL PRODUCTS, OTHER THAN MEDICAMENTS OF GROUP 542	52,393	-	52,393	

TABLE 8 (MODIFIED)

SABAH (FINAL)

FOREIGN TRADE : COUNTRY WITH GROUP / DIVISION & SECTION TOTALS

GROUP / DIV / SECT	EXPORT & RE EXPORTS		IMPORTS	RE EXPORTS
	RM FOB	RM FOB	RM CIF	RM FOB
	JAN - DEC 2021		JAN - DEC 2021	JAN - DEC 2021
GRP 542	MEDICAMENTS (INCLUDING VETERINARY MEDICAMENTS)	51,361	-	51,361
GRP 551	ESSENTIAL OILS, PERFUME AND FLAVOUR MATERIALS	5,318	-	5,318
GRP 553	PERFUMERY, COSMETICS AND TOILET PREPARATIONS	1,111,891	-	1,106,357
GRP 554	SOAP, CLEANSING AND POLISHING PREPARATIONS	8,049,534	-	7,983,099
GRP 562	FERTILIZERS, MANUFACTURED	58,857,839	480,506	12,878,552
GRP 571	POLYMER OF ETHYLENE, IN PRIMARY FORMS	-	171,000	-
GRP 572	POLYMER OF STYRENE, IN PRIMARY FORMS	15,209	-	15,209
GRP 573	POLYMERS OF VINYL CHLORIDE, IN PRIMARY FORMS	5,532	-	5,532
GRP 574	POLYACETALS, OTHER POLYETHERS AND EPOXIDE RESINS, IN PRIMARY FORMS	24,048	-	24,048
GRP 575	OTHER PLASTICS, IN PRIMARY FORMS	22,423,238	-	9,651,064
GRP 579	WASTE, PARINGS AND SCRAP, OF PLASTICS	97,826	72,217	-
GRP 581	TUBES, PIPES AND HOSES OF PLASTICS	372,186	412,642	372,186
GRP 582	PLATES, SHEETS, FILM, COIL AND STRIP OF PLASTICS	977,186	37,106	969,384
GRP 583	MONOFILAMENT, RODS, STICKS AND PROFILE SHAPES, OF PLASTICS	57,617	-	57,617
GRP 591	DISINFECTANTS, INSECTICIDES, FUNGICIDES, WEED KILLERS, ANTI-SPROUTING PRODUCTS, ETC.	1,666,798	-	1,666,798
GRP 592	STARCHES, INULIN AND WHEAT GLUTEN; ALBUMINOIDAL SUBSTANCES; GLUES	324,291	-	324,291
GRP 593	EXPLOSIVES AND PYROTECHNIC PRODUCTS	4,066,747	-	4,066,747
GRP 597	PREPARED ADDITIVES FOR MINERAL OILS; LUBRICATING PREPARATIONS	13,943,097	-	13,943,097
GRP 598	MISCELLANEOUS CHEMICAL PRODUCTS, N.E.S.	26,981,918	-	25,687,557
GRP 599	RESIDUAL PRODUCTS OF THE CHEMICAL OR ALLIED INDUSTRIES, N.E.S.; MUNICIPAL WASTE; SEWAGE SLUDGE OTHER WASTES	170,278	447,008	-
GRP 612	MANUFACTURES OF LEATHER OR OF COMPOSITION LEATHER, N.E.S. SADDLERY, HARNESS	25,461	-	25,461
GRP 621	MATERIALS OF RUBBER	15,257,431	-	15,251,534
GRP 625	RUBBER TYRES, INTERCHANGEABLE TRYE TREADS, INNER TUBES AND TYRE FLABS	81,162	-	81,162
GRP 629	ARTICLES OF RUBBER, N.E.S	4,480,793	-	4,442,303
GRP 634	VENEERS, PLYWOOD, PARTICLE BOARD, AND OTHER WOOD, WORKED, N.E.S.	2,933,000	-	9,760
GRP 635	WOOD MANUFACTURES, N.E.S.	335,198	131,075	212,765
GRP 641	PAPER AND PAPERBOARD	41,239	-	40,073
GRP 642	PAPER AND PAPERBOARD, CUT TO SIZE OR SHAPE, AND ARTICLES OF PAPER OR PAPERBOARD	159,344	401,921	154,547
GRP 653	FABRICS, WOVEN, OF MAN-MADE TEXTILE MATERIALS (NOT INCLUDING NARROW OR SPECIAL FABRICS)	105,600	-	105,600
GRP 656	TULLES, LACE, EMBROIDERY, RIBBONS, TRIMMINGS AND OTHER SMALL WARES	6,020	-	3,500
GRP 657	SPECIAL YARNS, TEXTILE FABRICS AND RELATED PRODUCTS	2,173,239	-	2,150,088
GRP 658	MADE-UP ARTICLES, WHOLLY OR CHIEFLY OF TEXTILE MATERIALS, N.E.S.	1,264,138	11,800	1,232,549
GRP 659	FLOOR COVERINGS, ETC.	50,000	-	50,000
GRP 661	LIME, CEMENT, AND FABRICATED CONSTRUCTION MATERIALS (EXCEPT GLASS AND CLAY MATERIALS)	6,956,694	1,305,098	6,954,467

TABLE 8 (MODIFIED)

SABAH (FINAL)

FOREIGN TRADE : COUNTRY WITH GROUP / DIVISION & SECTION TOTALS

GROUP / DIV / SECT	EXPORT & RE EXPORTS RM FOB JAN - DEC 2021	IMPORTS RM CIF JAN - DEC 2021	RE EXPORTS RM FOB JAN - DEC 2021
GRP 662 CLAY CONSTRUCTION MATERIALS AND REFRACTORY CONSTRUCTION MATERIALS	66,579	5,115,148	28,080
GRP 663 MINERAL MANUFACTURES, N.E.S.	558,376	175,148	558,376
GRP 664 GLASS	245,401	4,902	245,401
GRP 665 GLASSWARE	6,224	-	6,224
GRP 666 POTTERY	28,749	31,741	25,351
GRP 673 FLAT-ROLLED PRODUCTS, OF IRON OR NON-ALLOY STEEL, NOT CLAD, PLATED OR COATED	131,997	-	131,997
GRP 674 FLAT-ROLLED PRODUCTS, OF IRON OR NON-ALLOY STEEL, CLAD, PLATED OR COATED	9,372,136	30,207,618	709,216
GRP 675 FLAT-ROLLED PRODUCTS OF ALLOY STEEL	432,913	-	432,913
GRP 676 IRON AND STEEL BARS, RODS, ANGLES, SHAPES AND SECTIONS (INCLUDING SHEET PILING)	1,613,615	2,002,734	1,609,680
GRP 678 WIRE OF IRON OR STEEL	238,266	350,580	234,786
GRP 679 TUBES, PIPES AND HOLLOW PROFILES, AND TUBES OR PIPE FITTINGS, OF IRON OR STEEL	177,713,505	41,133,951	116,003,563
GRP 682 COPPER (INCLUDING ALLOYS)	9,014	-	9,014
GRP 683 NICKEL (INCLUDING ALLOYS)	2,500	-	2,500
GRP 684 ALUMINIUM (INCLUDING ALLOYS)	2,746,337	1,442,990	73,810
GRP 686 ZINC (INCLUDING ALLOYS)	157,608	60,800	157,608
GRP 691 STRUCTURES AND PARTS OF STRUCTURES, N.E.S., OF IRON, STEEL OR ALUMINIUM	8,298,638	1,321,505	8,296,554
GRP 692 METAL CONTAINERS FOR STORAGE OR TRANSPORT	1,133,010	1,337,371	1,104,272
GRP 693 WIRE PRODUCTS (EXCLUDING INSULATED ELECTRICAL WIRING) AND FENCING GRILLS	4,781,796	1,155,552	4,770,979
GRP 694 NAILS, SCREWS, NUTS, BOLTS, RIVETS AND THE LIKE, OF IRON, STEEL, COPPER OR ALUMINIUM	3,967,706	30,876	3,960,429
GRP 695 TOOLS FOR USE IN THE HAND OR IN MACHINES	38,804,424	5,000	37,581,748
GRP 696 CUTLERY	6,961	5,841	6,961
GRP 697 HOUSEHOLD EQUIPMENT OF BASE METAL, N.E.S.	91,791	4,400	91,791
GRP 699 MANUFACTURES OF BASE METAL, N.E.S.	10,410,647	441,053	10,176,729
GRP 713 INTERNAL COMBUSTION PISTON ENGINES, AND PARTS THEREOF, N.E.S.	5,778,968	-	5,778,968
GRP 714 ENGINES AND MOTORS, NON-ELECTRIC, AND PARTS, N.E.S.	6,027,675	-	6,027,675
GRP 716 ROTATING ELECTRIC PLANT AND PARTS THEREOF, N.E.S.	11,309,658	2,768	11,309,658
GRP 718 OTHER POWER GENERATING MACHINERY AND PARTS THEREOF, N.E.S.	1,228,058	-	1,228,058
GRP 722 TRACTORS, WHETHER OR NOT FITTED WITH POWER TAKE OFFS, WINCHES OR PULLEYS	57,520	-	57,520
GRP 723 CIVIL ENGINEERING AND CONTRACTORS' PLANT AND EQUIPMENT	111,727,725	-	111,725,450
GRP 724 TEXTILE AND LEATHER MACHINERY, AND PARTS THEREOF, N.E.S.	44,790	10,050	44,790
GRP 727 FOOD-PROCESSING MACHINES (EXCLUDING DOMESTIC)	5,006	-	5,006
GRP 728 OTHER MACHINERY AND EQUIPMENT SPECIALIZED FOR PARTICULAR INDUSTRIES, AND PARTS THEREOF, N.E.S.	12,833,110	90,700	12,732,626
GRP 731 MACHINE-TOOLS WORKING BY REMOVING METAL OR OTHER MATERIAL	445,024	-	445,024
GRP 733 MACHINE-TOOLS FOR WORKING METAL, SINTERED METAL CARBIDES OF CERMETS, WITHOUT REMOVING MATERIAL	439,303	-	439,303

TABLE 8 (MODIFIED)

SABAH (FINAL)

FOREIGN TRADE : COUNTRY WITH GROUP / DIVISION & SECTION TOTALS

GROUP / DIV / SECT	EXPORT & RE EXPORTS	IMPORTS	RE EXPORTS
	RM FOB JAN - DEC 2021	RM CIF JAN - DEC 2021	RM FOB JAN - DEC 2021
GRP 735 PARTS, N.E.S AND ACCESSORIES FOR USE WITH MACHINES FALLING WITHIN GRP 731 AND 733	47,541	-	47,541
GRP 737 METALWORKING MACHINERY (OTHER THAN MACHINE-TOOLS), AND PARTS THEROF, N.E.S.	2,425,185	17,300	2,421,025
GRP 741 HEATING AND COOLING EQUIPMENT AND PARTS THEREOF, N.E.S.	4,198,151	-	4,198,151
GRP 742 PUMPS FOR LIQUIDS, LIQUID ELEVATORS AND PARTS	21,987,958	-	21,987,958
GRP 743 PUMPS (OTHER THAN PUMPS FOR LIQUIDS) AND COMPRESSORS AND FANS; CENTRIFUGES; FILTERING OR PURIFYING APPARATUS	32,216,518	16,700	32,216,518
GRP 744 MECHANICAL HANDLING EQUIPMENT, AND PARTS THEREOF, N.E.S.	7,997,998	-	7,997,998
GRP 745 OTHER NON-ELECTRICAL MACHINERY, TOOLS AND MECHANICAL APPARATUS, AND PARTS THEREOF, N.E.S.	3,238,710	-	3,236,640
GRP 746 BALL OR ROLLER BEARINGS	631,608	-	631,608
GRP 747 TAPS, COCKS, VALVES AND SIMILAR APPLIANCE	39,746,918	4,482	39,738,684
GRP 748 TRANSMISSION SHAFTS AND CRANKS; BEARING HOUSINGS AND PARTS THEREOF	5,180,267	-	5,180,267
GRP 749 NON-ELECTRIC PARTS AND ACCESSORIES OF MACHINERY, N.E.S.	5,549,600	8,830	5,541,069
GRP 751 OFFICE MACHINES	281,704	-	281,704
GRP 752 AUTOMATIC DATA PROCESSING MACHINES AND UNITS THEREOF	2,618,471	-	2,607,525
GRP 759 PARTS AND ACCESSORIES FOR USE WITHIN GROUPS 751 AND 752	543,692	-	543,692
GRP 761 TELEVISION RECEIVERS WITH RADIO-BROADCAST RECEIVERS, SOUND RECORDERS OR REPRODUCERS	239,273	150,650	239,273
GRP 762 RADIO-BROADCAST RECEIVERS WITH SOUND RECORDERS OR REPRODUCERS	133,189	-	133,189
GRP 764 TELECOMMUNICATIONS EQUIPMENTS, N.E.S.; THEIR PARTS, AND ACCESSORIES USED IN DIVISION 76	5,005,820	84,500	4,997,779
GRP 771 ELECTRIC POWER MACHINERY (OTHER THAN ROTATING ELECTRIC PLANT), AND PARTS THEREOF	2,830,907	4,700	2,830,907
GRP 772 ELECTRICAL APPARATUS, RESISTOR, SWITHBOARD AND CONTROL PANELS N.E.S., AND PARTS N.E.S.	13,469,351	-	13,443,473
GRP 773 EQUIPMENT FOR DISTRIBUTING ELECTRICITY, N.E.S.	3,941,215	2,200	3,941,215
GRP 774 ELECTRO-DIAGNOSTIC APPARATUS FOR MEDICAL, SURGICAL, DENTAL OR VETERINARY SCIENCES AND RADIOLOGICAL APPARATUS	532,476	-	530,316
GRP 775 HOUSEHOLD TYPE, ELECTRICAL AND NON- ELECTRICAL EQUIPMENT, N.E.S.	483,780	-	483,780
GRP 776 THERMIONIC VALVES AND TUBES; PHOTOCELLS; ETC., AND PARTS THEREOF, N.E.S.	695,656	-	695,656
GRP 778 ELECTRICAL MACHINERY AND APPARATUS, N.E.S.	5,990,575	9,386,633	5,987,171
GRP 781 MOTOR CARS AND OTHER MOTOR VEHICLES FOR THE TRANSPORT OF PERSONS	26,630,892	35,000	26,630,892
GRP 782 MOTOR VEHICLES FOR THE TRANSPORT OF GOODS AND SPECIAL PURPOSE MOTOR VEHICLES	6,333,260	-	6,333,260
GRP 783 ROAD MOTOR VEHICLES, N.E.S	1,257,958	-	1,257,958
GRP 784 PARTS AND ACCESSORIES, OF THE MOTOR VEHICLES FALLING WITHIN GROUP 722, 781, 782 OR 783	1,221,032	4,587	1,221,032
GRP 785 MOTORCYCLES, AND CYCLES, MOTORIZED AND NON-MOTORIZED; INVALID CARRIAGES	701,696	142,358	701,696
GRP 786 TRAILERS AND SEMI-TRAILERS; OTHER VEHICLES, NOT MECHANICALLY PROPELLED; SPECIALLY DESIGNED AND EQUIPPED TRANSPORT CONTAINERS	29,181	38,179	29,181
GRP 792 AIRCRAFT AND ASSOCIATED EQUIPMENT, SPACECRAFTS AND SPACECRAFT LAUNCH VEHICLES AND PARTS	56,844	-	56,844
GRP 793 SHIPS, BOATS (INCLUDING HOVERCRAFT) AND FLOATING STRUCTURES	2,220,367	5,343,490	2,198,740
GRP 811 PREFABRICATED BUILDINGS	205,165	-	205,165

TABLE 8 (MODIFIED)

SABAH (FINAL)

FOREIGN TRADE : COUNTRY WITH GROUP / DIVISION & SECTION TOTALS

GROUP / DIV / SECT	EXPORT & RE EXPORTS RM FOB JAN - DEC 2021	IMPORTS RM CIF JAN - DEC 2021	RE EXPORTS RM FOB JAN - DEC 2021	
GRP 812	SANITARY, PLUMBING AND HEATING FIXTURES AND FITTINGS, N.E.S.	11,440	-	11,440
GRP 813	LIGHTING FIXTURES AND FITTINGS, N.E.S.	1,630,828	-	1,385,964
GRP 821	FURNITURE AND PARTS THEREOF	700,092	4,600	425,349
GRP 831	TRAVEL GOODS, HANDBAGS AND SIMILAR CONTAINERS	82,938	-	82,938
GRP 841	MEN'S OR BOYS' COATS, CAPES, JACKETS, SUITS, BLAZERS, TROUSERS, UNDERWEAR, ETC., OF TEXTILE FABRICS, NOT KNITTED OR CROCHETED	141,289	-	138,855
GRP 842	WOMEN'S AND GIRLS' COATS, CAPES, JACKETS, SUITS, BLAZERS, TROUSERS, SHORTS AND SIMILAR ARTICLES OF TEXTILE FABRICS, NOT KNITTED OR CROCHETED	104,465	-	104,465
GRP 845	ARTICLES OF APPAREL, OF TEXTILE FABRICS, WHETHER OR NOT KNITTED OR CROCHETED, N.E.S.	1,880,014	2,669	1,757,275
GRP 846	CLOTHING ACCESSORIES, OF TEXTILE FABRICS, WHETHER OR NOT KNITTED OR CROCHETED	679,953	3,000	679,953
GRP 848	ARTICLES OF APPAREL AND CLOTHING ACCESSORIES OF OTHER THAN TEXTILE FABRICS, HEADGEAR OF ALL MATERIALS	340,344	-	340,344
GRP 851	FOOTWEAR	364,973	-	364,973
GRP 871	OPTICAL INSTRUMENTS AND APPARATUS, N.E.S.	1,679,738	-	1,679,738
GRP 872	MEDICAL INSTRUMENTS AND APPLIANCES, N.E.S.	688,546	-	578,650
GRP 873	METERS AND COUNTERS, N.E.S.	43,753	-	43,753
GRP 874	MEASURING, CHECKING, ANALYSING AND CONTROLLING INSTRUMENTS AND APPARATUS N.E.S.	31,420,516	-	30,955,218
GRP 881	PHOTOGRAPHIC APPARATUS AND EQUIPMENT, N.E.S.	102,034	-	102,034
GRP 882	PHOTOGRAPHIC AND CINEMATOGRAPHIC SUPPLIES	2,490	-	2,490
GRP 884	OPTICAL GOODS, N.E.S.	200,594	-	198,457
GRP 885	WATCHES AND CLOCKS	32,552	-	32,552
GRP 891	ARMS AND AMMUNITION	46,927	-	46,927
GRP 892	PRINTED MATTER	764,017	147,564	761,632
GRP 893	ARTICLES, N.E.S OF PLASTICS	1,756,363	209,113	1,739,694
GRP 894	BABY CARRIAGES, TOYS, GAMES AND SPORTING GOODS	365,357	-	365,357
GRP 895	OFFICE AND STATIONARY SUPPLIES, N.E.S.	84,477	-	84,477
GRP 896	WORKS OF ART, COLLECTORS' PIECES AND ANTIQUES	31,259	-	-
GRP 898	MUSICAL INSTRUMENTS AND PARTS AND ACCESSORIES THEREOF	135,586	-	135,586
GRP 899	MISCELLANEOUS MANUFACTURED ARTICLES, N.E.S.	479,481	3,456	461,623
GRP 931	SPECIAL TRANSACTIONS AND COMMODITIES	5,453,330	1,273,726	4,186,241
DIV 00	LIVE ANIMALS	915,450	-	9,000
DIV 01	MEAT AND MEAT PREPARATIONS	268,301	-	258,323
DIV 02	DAIRY PRODUCT AND BIRDS EGGS	10,200	-	-
DIV 03	FISH, CRUSTACEANS AND MOLLUSCS, AND PREPARATIONS THEREOF	8,202,808	1,246,824	6,988
DIV 04	CEREALS AND CEREAL PREPARATIONS	61,003	1,592,686	49,364
DIV 05	VEGETABLES AND FRUITS	1,635,827	57,432	545,582

TABLE 8 (MODIFIED)

SABAH (FINAL)

FOREIGN TRADE : COUNTRY WITH GROUP / DIVISION & SECTION TOTALS

GROUP / DIV / SECT	EXPORT & RE EXPORTS		IMPORTS	RE EXPORTS
	RM FOB	RM CIF	RM CIF	RM FOB
	JAN - DEC 2021	JAN - DEC 2021	JAN - DEC 2021	JAN - DEC 2021
DIV 06	SUGARS, SUGAR PREPARATIONS AND HONEY	5,520	-	5,094
DIV 08	FEEDING STUFF FOR ANIMALS (NOT INCLUDING UNMILLED CEREALS)	7,237,589	544,597	172,467
DIV 09	MISCELLANEOUS EDIBLE PRODUCTS AND PREPARATIONS	1,523,131	5,557,568	38,360
DIV 11	BEVERAGES	4,422,878	8,982,904	4,323,845
DIV 22	OIL SEEDS AND OLEAGINOUS FRUITS	3,392,588	825,401	2,109
DIV 24	CORK AND WOOD	9,334,607	5,412,007	-
DIV 25	PULP AND WASTE PAPER	1,164,672	-	1,164,672
DIV 26	TEXTILE FIBRES(OTHER THAN WOOL TOPS) AND THEIR WASTES (NOT MANUFACTURED INTO YARN OR FABRICS)	522,983	-	517,971
DIV 27	CRUDE FERTILIZERS AND CRUDE MINERALS (EXCLUDING COAL, PETROLEUM AND PRECIOUS STONES)	51,053,376	2,007,573	45,350,646
DIV 28	METALLIFEROUS ORES AND METAL SCRAP	9,386,844	47,192	11,136
DIV 29	CRUDE ANIMAL AND VEGETABLE MATERIALS, N.E.S.	33,027	-	31,181
DIV 32	COAL, COKE AND BRIQUETTES	15,330	-	15,330
DIV 33	PETROLEUM, PETROLEUM PRODUCTS AND RELATED MATERIALS	27,632,947	59,175	25,076,508
DIV 34	GAS, NATURAL AND MANUFACTURED	62,135	224,836,474	54,453
DIV 41	ANIMAL OILS AND FATS	4,200	-	4,200
DIV 42	FIXED VEGETABLE OILS AND FATS, CRUDE, REFINED OR FRACTIONATED	33,661,258	13,178,300	965
DIV 51	ORGANIC CHEMICALS	100,326,966	-	21,476,898
DIV 52	INORGANIC CHEMICALS	27,761,841	448,627	27,586,066
DIV 53	DYEING, TANNING AND COLOURING MATERIALS	3,071,264	101,460	3,062,995
DIV 54	MEDICINAL AND PHARMACEUTICAL PRODUCTS	103,754	-	103,754
DIV 55	ESSENTIAL OILS AND RESINOIDS AND PERFUME MATERIALS; TOILET, POLISHING AND CLEANSING PREPARATIONS	9,166,743	-	9,094,774
DIV 56	FERTILIZERS, MANUFACTURED	58,857,839	480,506	12,878,552
DIV 57	PLASTICS IN PRIMARY FORMS	22,565,853	243,217	9,695,853
DIV 58	PLASTICS IN NON-PRIMARY FORMS	1,406,989	449,748	1,399,187
DIV 59	CHEMICAL MATERIALS AND PRODUCTS, N.E.S.	47,153,129	447,008	45,688,490
DIV 61	LEATHER, LEATHER MANUFACTURES, N.E.S. AND DRESSED FURSKINS	25,461	-	25,461
DIV 62	RUBBER MANUFACTURES, N.E.S.	19,819,386	-	19,774,999
DIV 63	CORK AND WOOD MANUFACTURES (EXCLUDING FURNITURE)	3,268,198	131,075	222,525
DIV 64	PAPER, PAPERBOARD, AND ARTICLES OF PAPER PULP, OF PAPER OR PAPERBOARD	200,583	401,921	194,620
DIV 65	TEXTILE YARN, FABRICS, MADE-UP ARICLES, N.E.S. AND RELATED PRODUCTS	3,598,997	11,800	3,541,737
DIV 66	NON-METALLIC MINERAL MANUFACTURES N.E.S.	7,862,023	6,632,037	7,817,899
DIV 67	IRON AND STEEL	189,502,432	73,694,883	119,122,155
DIV 68	NON-FERROUS METALS	2,915,459	1,503,790	242,932
DIV 69	MANUFACTURES OF METAL, N.E.S.	67,494,973	4,301,598	65,989,463

TABLE 8 (MODIFIED)

SABAH (FINAL)

FOREIGN TRADE : COUNTRY WITH GROUP / DIVISION & SECTION TOTALS

GROUP / DIV / SECT		EXPORT & RE EXPORTS	IMPORTS	RE EXPORTS
		RM FOB JAN - DEC 2021	RM CIF JAN - DEC 2021	RM FOB JAN - DEC 2021
DIV 71	POWER GENERATING MACHINERY AND EQUIPMENT	24,344,359	2,768	24,344,359
DIV 72	MACHINERY SPECIALIZED FOR PARTICULAR INDUSTRIES	124,668,151	100,750	124,565,392
DIV 73	METALWORKING MACHINERY	3,357,053	17,300	3,352,893
DIV 74	GENERAL INDUSTRIAL MACHINERY AND EQUIPMENT, N.E.S. AND MACHINE PARTS, N.E.S.	120,747,728	30,012	120,728,893
DIV 75	OFFICE MACHINES AND AUTOMATIC DATA PROCESSING EQUIPMENT	3,443,867	-	3,432,921
DIV 76	TELECOMMUNICATIONS AND SOUND RECORDING AND REPRODUCING APPARATUS AND EQUIPMENT	5,378,282	235,150	5,370,241
DIV 77	ELECTRICAL MACHINERY, APPARATUS AND APPLIANCES, N.E.S. AND ELECTRICAL PARTS THEREOF	27,943,960	9,393,533	27,912,518
DIV 78	ROAD VEHICLES (INCLUDING AIR - CUSHION VEHICLES)	36,174,019	220,124	36,174,019
DIV 79	OTHERS TRANSPORT EQUIPMENT	2,277,211	5,343,490	2,255,584
DIV 81	PREFABRICATED BUILDINGS, SANITARY, PLUMBING, HEATING AND LIGHTING FIXTURES AND FITTINGS, N.E.S.	1,847,433	-	1,602,569
DIV 82	FURNITURE AND PARTS THEREOF	700,092	4,600	425,349
DIV 83	TRAVEL GOODS, HANDBAGS AND SIMILAR CONTAINERS	82,938	-	82,938
DIV 84	ARTICLES OF APPAREL AND CLOTHING ACCESSORIES	3,146,065	5,669	3,020,892
DIV 85	FOOTWEAR	364,973	-	364,973
DIV 87	PROFESSIONAL, SCIENTIFIC AND CONTROLLING INSTRUMENTS AND APPARATUS, N.E.S.	33,832,553	-	33,257,359
DIV 88	PHOTOGRAPHIC APPARATUS, EQUIPMENT AND SUPPLIED AND OPTICAL GOODS, N.E.S., WATCHES AND CLOCKS	337,670	-	335,533
DIV 89	MISCELLANEOUS MANUFACTURED ARTICLES, N.E.S.	3,663,467	360,133	3,595,296
DIV 93	SPECIAL TRANSACTIONS AND COMMODITIES	5,453,330	1,273,726	4,186,241
SECT 0	FOOD AND LIVE ANIMALS	19,859,829	8,999,107	1,085,178
SECT 1	BEVERAGES AND TOBACCO	4,422,878	8,982,904	4,323,845
SECT 2	CRUDE MATERIALS, INEDIABLE	74,888,097	8,292,173	47,077,715
SECT 3	MINERAL FUELS, LUBRICANTS, ETC.	27,710,412	224,895,649	25,146,291
SECT 4	ANIMAL AND VEGETABLE OILS AND FATS	33,665,458	13,178,300	5,165
SECT 5	CHEMICALS	270,414,378	2,170,566	130,986,569
SECT 6	MANUFACTURED GOODS	294,687,512	86,677,104	216,931,791
SECT 7	MACHINERY & TRANSPORT EQUIPMENT	348,334,630	15,343,127	348,136,820
SECT 8	MISCELLANEOUS MANUFACTURED ARTICLES	43,975,191	370,402	42,684,909
SECT 9	MISCELLANEOUS TRANSACTIONS AND COMMODITIES	5,453,330	1,273,726	4,186,241
	TOTAL - MALAYSIA SARAWAK	1,123,411,715	370,183,058	820,564,524
... MALDIVES				
GRP 048	CEREAL PREPARATIONS AND PREPARATION OF FLOUR OR STARCH OF FRUITS OR VEGETABLES	88,308	-	-
GRP 248	WOOD, SIMPLY WORKED, AND RAILWAY SLEEPERS OF WOOD	10,059,725	-	-
GRP 554	SOAP, CLEANSING AND POLISHING PREPARATIONS	106	-	106
GRP 634	VENEERS, PLYWOOD, PARTICLE BOARD, AND OTHER WOOD, WORKED, N.E.S.	110,719	-	-

TABLE 8 (MODIFIED)

SABAH (FINAL)

FOREIGN TRADE : COUNTRY WITH GROUP / DIVISION & SECTION TOTALS

GROUP / DIV / SECT	EXPORT & RE EXPORTS		IMPORTS	RE EXPORTS
	RM FOB	RM CIF	RM FOB	RM FOB
	JAN - DEC 2021	JAN - DEC 2021	JAN - DEC 2021	JAN - DEC 2021
GRP 635	WOOD MANUFACTURES, N.E.S.	2,369,701	-	-
GRP 728	OTHER MACHINERY AND EQUIPMENT SPECIALIZED FOR PARTICULAR INDUSTRIES, AND PARTS THEREOF, N.E.S.	12,007	-	12,007
GRP 811	PREFABRICATED BUILDINGS	102,536	-	95,448
GRP 821	FURNITURE AND PARTS THEREOF	113,594	-	34,735
GRP 931	SPECIAL TRANSACTIONS AND COMMODITIES	1,339	-	1,339
DIV 04	CEREALS AND CEREAL PREPARATIONS	88,308	-	-
DIV 24	CORK AND WOOD	10,059,725	-	-
DIV 55	ESSENTIAL OILS AND RESINOIDS AND PERFUME MATERIALS; TOILET, POLISHING AND CLEANSING PREPARATIONS	106	-	106
DIV 63	CORK AND WOOD MANUFACTURES (EXCLUDING FURNITURE)	2,480,420	-	-
DIV 72	MACHINERY SPECIALIZED FOR PARTICULAR INDUSTRIES	12,007	-	12,007
DIV 81	PREFABRICATED BUILDINGS, SANITARY, PLUMBING, HEATING AND LIGHTING FIXTURES AND FITTINGS, N.E.S.	102,536	-	95,448
DIV 82	FURNITURE AND PARTS THEREOF	113,594	-	34,735
DIV 93	SPECIAL TRANSACTIONS AND COMMODITIES	1,339	-	1,339
SECT 0	FOOD AND LIVE ANIMALS	88,308	-	-
SECT 2	CRUDE MATERIALS, INEDIABLE	10,059,725	-	-
SECT 5	CHEMICALS	106	-	106
SECT 6	MANUFACTURED GOODS	2,480,420	-	-
SECT 7	MACHINERY & TRANSPORT EQUIPMENT	12,007	-	12,007
SECT 8	MISCELLANEOUS MANUFACTURED ARTICLES	216,130	-	130,183
SECT 9	MISCELLANEOUS TRANSACTIONS AND COMMODITIES	1,339	-	1,339
	TOTAL - MALDIVES	12,858,035	-	143,635
... MALTA				
GRP 048	CEREAL PREPARATIONS AND PREPARATION OF FLOUR OR STARCH OF FRUITS OR VEGETABLES	-	2,450	-
GRP 059	FRUIT JUICES (INCLUDING GRAPE MUST) & VEGETABLE JUICES, UNFERMENTED & NOT CONTAINING ADDED SPIRIT, WHETHER / NOT CONTAINING ADDED SUGAR OR OTHER SWEETENING MATTER	-	17,088	-
GRP 658	MADE-UP ARTICLES, WHOLLY OR CHIEFLY OF TEXTILE MATERIALS, N.E.S.	-	2,678	-
GRP 679	TUBES, PIPES AND HOLLOW PROFILES, AND TUBES OR PIPE FITTINGS, OF IRON OR STEEL	-	3,208	-
GRP 723	CIVIL ENGINEERING AND CONTRACTORS' PLANT AND EQUIPMENT	-	13,185	-
GRP 782	MOTOR VEHICLES FOR THE TRANSPORT OF GOODS AND SPECIAL PURPOSE MOTOR VEHICLES	-	115,500	-
GRP 931	SPECIAL TRANSACTIONS AND COMMODITIES	473	2,616	473
DIV 04	CEREALS AND CEREAL PREPARATIONS	-	2,450	-
DIV 05	VEGETABLES AND FRUITS	-	17,088	-
DIV 65	TEXTILE YARN, FABRICS, MADE-UP ARTICLES, N.E.S. AND RELATED PRODUCTS	-	2,678	-

TABLE 8 (MODIFIED)

SABAH (FINAL)

FOREIGN TRADE : COUNTRY WITH GROUP / DIVISION & SECTION TOTALS

GROUP / DIV / SECT	EXPORT & RE EXPORTS RM FOB JAN - DEC 2021	IMPORTS RM CIF JAN - DEC 2021	RE EXPORTS RM FOB JAN - DEC 2021
DIV 67 IRON AND STEEL	-	3,208	-
DIV 72 MACHINERY SPECIALIZED FOR PARTICULAR INDUSTRIES	-	13,185	-
DIV 78 ROAD VEHICLES (INCLUDING AIR - CUSHION VEHICLES)	-	115,500	-
DIV 93 SPECIAL TRANSACTIONS AND COMMODITIES	473	2,616	473
SECT 0 FOOD AND LIVE ANIMALS	-	19,538	-
SECT 6 MANUFACTURED GOODS	-	5,886	-
SECT 7 MACHINERY & TRANSPORT EQUIPMENT	-	128,685	-
SECT 9 MISCELLANEOUS TRANSACTIONS AND COMMODITIES	473	2,616	473
TOTAL - MALTA	473	156,725	473
... MARSHALL ISLANDS			
GRP 728 OTHER MACHINERY AND EQUIPMENT SPECIALIZED FOR PARTICULAR INDUSTRIES, AND PARTS THEREOF, N.E.S.	-	8,722	-
DIV 72 MACHINERY SPECIALIZED FOR PARTICULAR INDUSTRIES	-	8,722	-
SECT 7 MACHINERY & TRANSPORT EQUIPMENT	-	8,722	-
TOTAL - MARSHALL ISLANDS	-	8,722	-
... MAURITIUS			
GRP 048 CEREAL PREPARATIONS AND PREPARATION OF FLOUR OR STARCH OF FRUITS OR VEGETABLES	35,189	-	-
GRP 248 WOOD, SIMPLY WORKED, AND RAILWAY SLEEPERS OF WOOD	4,812,111	-	-
GRP 695 TOOLS FOR USE IN THE HAND OR IN MACHINES	5,688	-	5,688
GRP 728 OTHER MACHINERY AND EQUIPMENT SPECIALIZED FOR PARTICULAR INDUSTRIES, AND PARTS THEREOF, N.E.S.	-	27,888	-
GRP 874 MEASURING, CHECKING, ANALYSING AND CONTROLLING INSTRUMENTS AND APPARATUS N.E.S.	-	3,649	-
GRP 931 SPECIAL TRANSACTIONS AND COMMODITIES	80	4,894	41
DIV 04 CEREALS AND CEREAL PREPARATIONS	35,189	-	-
DIV 24 CORK AND WOOD	4,812,111	-	-
DIV 69 MANUFACTURES OF METAL, N.E.S.	5,688	-	5,688
DIV 72 MACHINERY SPECIALIZED FOR PARTICULAR INDUSTRIES	-	27,888	-
DIV 87 PROFESSIONAL, SCIENTIFIC AND CONTROLLING INSTRUMENTS AND APPARATUS, N.E.S.	-	3,649	-
DIV 93 SPECIAL TRANSACTIONS AND COMMODITIES	80	4,894	41
SECT 0 FOOD AND LIVE ANIMALS	35,189	-	-
SECT 2 CRUDE MATERIALS, INEDIABLE	4,812,111	-	-
SECT 6 MANUFACTURED GOODS	5,688	-	5,688
SECT 7 MACHINERY & TRANSPORT EQUIPMENT	-	27,888	-
SECT 8 MISCELLANEOUS MANUFACTURED ARTICLES	-	3,649	-

TABLE 8 (MODIFIED)

SABAH (FINAL)

FOREIGN TRADE : COUNTRY WITH GROUP / DIVISION & SECTION TOTALS

GROUP / DIV / SECT	EXPORT & RE EXPORTS RM FOB JAN - DEC 2021	IMPORTS RM CIF JAN - DEC 2021	RE EXPORTS RM FOB JAN - DEC 2021
SECT 9 MISCELLANEOUS TRANSACTIONS AND COMMODITIES	80	4,894	41
TOTAL - MAURITIUS	4,853,068	36,431	5,729
--- MEXICO			
GRP 073 CHOCOLATE AND OTHER FOOD PREPARATIONS CONTAINING COCOA, N.E.S	-	17,656	-
GRP 075 SPICES	-	17,822	-
GRP 098 EDIBLE PRODUCTS AND PREPARATIONS, N.E.S.	-	2,874	-
GRP 112 ALCOHOLIC BEVERAGES	-	154,766	-
GRP 223 OIL SEEDS AND OLEAGINOUS FRUITS, FOR EXTRACTION OF OTHER FIXED VEGETABLE OILS	-	7,320	-
GRP 231 NATURAL RUBBER, NATURAL GUMS, IN PRIMARY FORMS	1,278,670	-	-
GRP 514 NITROGEN-FUNCTION COMPOUNDS	-	19,345	-
GRP 562 FERTILIZERS, MANUFACTURED	118,340,046	-	-
GRP 581 TUBES, PIPES AND HOSES OF PLASTICS	-	4,842	-
GRP 582 PLATES, SHEETS, FILM, COIL AND STRIP OF PLASTICS	-	4,549	-
GRP 591 DISINFECTANTS, INSECTICIDES, FUNGICIDES, WEED KILLERS, ANTI-SPROUTING PRODUCTS, ETC.	-	52,406	-
GRP 598 MISCELLANEOUS CHEMICAL PRODUCTS, N.E.S.	2,797	3,755	-
GRP 621 MATERIALS OF RUBBER	-	4,614	-
GRP 629 ARTICLES OF RUBBER, N.E.S	11,465	235,309	11,465
GRP 634 VENEERS, PLYWOOD, PARTICLE BOARD, AND OTHER WOOD, WORKED, N.E.S.	34,283,243	-	-
GRP 679 TUBES, PIPES AND HOLLOW PROFILES, AND TUBES OR PIPE FITTINGS, OF IRON OR STEEL	22,669	12,507	22,669
GRP 682 COPPER (INCLUDING ALLOYS)	-	3,477	-
GRP 694 NAILS, SCREWS, NUTS, BOLTS, RIVETS AND THE LIKE, OF IRON, STEEL, COPPER OR ALUMINIUM	2,485	-	2,485
GRP 695 TOOLS FOR USE IN THE HAND OR IN MACHINES	28,141	23,672	28,141
GRP 699 MANUFACTURES OF BASE METAL, N.E.S.	10,022	63,650	10,022
GRP 713 INTERNAL COMBUSTION PISTON ENGINES, AND PARTS THEREOF, N.E.S.	94,336	185,658	94,336
GRP 714 ENGINES AND MOTORS, NON-ELECTRIC, AND PARTS, N.E.S.	-	543,126	-
GRP 716 ROTATING ELECTRIC PLANT AND PARTS THEREOF, N.E.S.	-	35,521	-
GRP 722 TRACTORS, WHETHER OR NOT FITTED WITH POWER TAKE OFFS, WINCHES OR PULLEYS	-	210,000	-
GRP 723 CIVIL ENGINEERING AND CONTRACTORS' PLANT AND EQUIPMENT	100,385	305,513	100,385
GRP 728 OTHER MACHINERY AND EQUIPMENT SPECIALIZED FOR PARTICULAR INDUSTRIES, AND PARTS THEREOF, N.E.S.	65,217	3,203,755	65,217
GRP 741 HEATING AND COOLING EQUIPMENT AND PARTS THEREOF, N.E.S.	-	130,035	-
GRP 742 PUMPS FOR LIQUIDS, LIQUID ELEVATORS AND PARTS	47,850	1,031,700	47,850
GRP 743 PUMPS (OTHER THAN PUMPS FOR LIQUIDS) AND COMPRESSORS AND FANS; CENTRIFUGES; FILTERING OR PURIFYING APPARATUS	-	854,795	-
GRP 744 MECHANICAL HANDLING EQUIPMENT, AND PARTS THEREOF, N.E.S.	10,050	17,393	10,050

TABLE 8 (MODIFIED)

SABAH (FINAL)

FOREIGN TRADE : COUNTRY WITH GROUP / DIVISION & SECTION TOTALS

GROUP / DIV / SECT	EXPORT & RE EXPORTS	IMPORTS	RE EXPORTS
	RM FOB JAN - DEC 2021	RM CIF JAN - DEC 2021	RM FOB JAN - DEC 2021
GRP 745 OTHER NON-ELECTRICAL MACHINERY, TOOLS AND MECHANICAL APPARATUS, AND PARTS THEREOF, N.E.S.	-	7,570	-
GRP 746 BALL OR ROLLER BEARINGS	-	4,148	-
GRP 747 TAPS, COCKS, VALVES AND SIMILAR APPLIANCE	198,366	535,001	198,366
GRP 748 TRANSMISSION SHAFTS AND CRANKS; BEARING HOUSINGS AND PARTS THEREOF	-	75,201	-
GRP 749 NON-ELECTRIC PARTS AND ACCESSORIES OF MACHINERY, N.E.S.	-	277,288	-
GRP 751 OFFICE MACHINES	-	4,401	-
GRP 752 AUTOMATIC DATA PROCESSING MACHINES AND UNITS THEREOF	-	308,943	-
GRP 764 TELECOMMUNICATIONS EQUIPMENTS, N.E.S.; THEIR PARTS, AND ACCESSORIES USED IN DIVISION 76	-	174,704	-
GRP 771 ELECTRIC POWER MACHINERY (OTHER THAN ROTATING ELECTRIC PLANT), AND PARTS THEREOF	-	10,422	-
GRP 772 ELECTRICAL APPARATUS, RESISTOR, SWITHBOARD AND CONTROL PANELS N.E.S., AND PARTS N.E.S.	-	172,236	-
GRP 773 EQUIPMENT FOR DISTRIBUTING ELECTRICITY, N.E.S.	-	701,568	-
GRP 776 THERMIONIC VALVES AND TUBES; PHOTOCELLS; ETC., AND PARTS THEREOF, N.E.S.	-	50,411	-
GRP 778 ELECTRICAL MACHINERY AND APPARATUS, N.E.S.	4,471	177,994	4,471
GRP 781 MOTOR CARS AND OTHER MOTOR VEHICLES FOR THE TRANSPORT OF PERSONS	-	1,782,317	-
GRP 784 PARTS AND ACCESSORIES, OF THE MOTOR VEHICLES FALLING WITHIN GROUP 722, 781, 782 OR 783	-	18,124	-
GRP 793 SHIPS, BOATS (INCLUDING HOVERCRAFT) AND FLOATING STRUCTURES	-	3,595	-
GRP 813 LIGHTING FIXTURES AND FITTINGS, N.E.S.	-	9,786	-
GRP 841 MEN'S OR BOYS' COATS, CAPES, JACKETS, SUITS, BLAZERS, TROUSERS, UNDERWEAR, ETC., OF TEXTILE FABRICS, NOT KNITTED OR CROCHETED	-	27,405	-
GRP 845 ARTICLES OF APPAREL, OF TEXTILE FABRICS, WHETHER OR NOT KNITTED OR CROCHETED, N.E.S.	-	38,766	-
GRP 846 CLOTHING ACCESSORIES, OF TEXTILE FABRICS, WHETHER OR NOT KNITTED OR CROCHETED	-	5,474	-
GRP 873 METERS AND COUNTERS, N.E.S.	-	14,130	-
GRP 874 MEASURING, CHECKING, ANALYSING AND CONTROLLING INSTRUMENTS AND APPARATUS N.E.S.	373,268	421,651	373,268
GRP 893 ARTICLES, N.E.S OF PLASTICS	28,227	19,020	28,227
GRP 894 BABY CARRIAGES, TOYS, GAMES AND SPORTING GOODS	-	294,000	-
GRP 898 MUSICAL INSTRUMENTS AND PARTS AND ACCESSORIES THEREOF	-	6,420	-
GRP 931 SPECIAL TRANSACTIONS AND COMMODITIES	11,375	533,472	11,334
DIV 07 COFFEE, TEA, COCOA, SPICES, AND MANUFACTURES THEREOF	-	35,478	-
DIV 09 MISCELLANEOUS EDIBLE PRODUCTS AND PREPARATIONS	-	2,874	-
DIV 11 BEVERAGES	-	154,766	-
DIV 22 OIL SEEDS AND OLEAGINOUS FRUITS	-	7,320	-
DIV 23 CRUDE RUBBER (INCLUDING SYNTHETIC AND RECLAIMED)	1,278,670	-	-
DIV 51 ORGANIC CHEMICALS	-	19,345	-
DIV 56 FERTILIZERS, MANUFACTURED	118,340,046	-	-
DIV 58 PLASTICS IN NON-PRIMARY FORMS	-	9,391	-

TABLE 8 (MODIFIED)

SABAH (FINAL)

FOREIGN TRADE : COUNTRY WITH GROUP / DIVISION & SECTION TOTALS

GROUP / DIV / SECT	EXPORT & RE EXPORTS	IMPORTS	RE EXPORTS	
	RM FOB JAN - DEC 2021	RM CIF JAN - DEC 2021	RM FOB JAN - DEC 2021	
DIV 59	CHEMICAL MATERIALS AND PRODUCTS, N.E.S.	2,797	56,161	-
DIV 62	RUBBER MANUFACTURES, N.E.S.	11,465	239,923	11,465
DIV 63	CORK AND WOOD MANUFACTURES (EXCLUDING FURNITURE)	34,283,243	-	-
DIV 67	IRON AND STEEL	22,669	12,507	22,669
DIV 68	NON-FERROUS METALS	-	3,477	-
DIV 69	MANUFACTURES OF METAL, N.E.S.	40,648	87,322	40,648
DIV 71	POWER GENERATING MACHINERY AND EQUIPMENT	94,336	764,305	94,336
DIV 72	MACHINERY SPECIALIZED FOR PARTICULAR INDUSTRIES	165,602	3,719,268	165,602
DIV 74	GENERAL INDUSTRIAL MACHINERY AND EQUIPMENT, N.E.S. AND MACHINE PARTS, N.E.S.	256,266	2,933,131	256,266
DIV 75	OFFICE MACHINES AND AUTOMATIC DATA PROCESSING EQUIPMENT	-	313,344	-
DIV 76	TELECOMMUNICATIONS AND SOUND RECORDING AND REPRODUCING APPARATUS AND EQUIPMENT	-	174,704	-
DIV 77	ELECTRICAL MACHINERY, APPARATUS AND APPLIANCES, N.E.S. AND ELECTRICAL PARTS THEREOF	4,471	1,112,631	4,471
DIV 78	ROAD VEHICLES (INCLUDING AIR - CUSHION VEHICLES)	-	1,800,441	-
DIV 79	OTHERS TRANSPORT EQUIPMENT	-	3,595	-
DIV 81	PREFABRICATED BUILDINGS, SANITARY, PLUMBING, HEATING AND LIGHTING FIXTURES AND FITTINGS, N.E.S.	-	9,786	-
DIV 84	ARTICLES OF APPAREL AND CLOTHING ACCESSORIES	-	71,645	-
DIV 87	PROFESSIONAL, SCIENTIFIC AND CONTROLLING INSTRUMENTS AND APPARATUS, N.E.S.	373,268	435,781	373,268
DIV 89	MISCELLANEOUS MANUFACTURED ARTICLES, N.E.S.	28,227	319,440	28,227
DIV 93	SPECIAL TRANSACTIONS AND COMMODITIES	11,375	533,472	11,334
SECT 0	FOOD AND LIVE ANIMALS	-	38,352	-
SECT 1	BEVERAGES AND TOBACCO	-	154,766	-
SECT 2	CRUDE MATERIALS, INEDIABLE	1,278,670	7,320	-
SECT 5	CHEMICALS	118,342,843	84,897	-
SECT 6	MANUFACTURED GOODS	34,358,025	343,229	74,782
SECT 7	MACHINERY & TRANSPORT EQUIPMENT	520,675	10,821,419	520,675
SECT 8	MISCELLANEOUS MANUFACTURED ARTICLES	401,495	836,652	401,495
SECT 9	MISCELLANEOUS TRANSACTIONS AND COMMODITIES	11,375	533,472	11,334
	TOTAL - MEXICO	154,913,083	12,820,107	1,008,286
... MONGOLIA, PEOPLE'S REP. OF				
GRP 931	SPECIAL TRANSACTIONS AND COMMODITIES	50	-	50
DIV 93	SPECIAL TRANSACTIONS AND COMMODITIES	50	-	50
SECT 9	MISCELLANEOUS TRANSACTIONS AND COMMODITIES	50	-	50
	TOTAL - MONGOLIA, PEOPLE'S REP. OF	50	-	50

TABLE 8 (MODIFIED)

SABAH (FINAL)

FOREIGN TRADE : COUNTRY WITH GROUP / DIVISION & SECTION TOTALS

GROUP / DIV / SECT	EXPORT & RE EXPORTS RM FOB JAN - DEC 2021	IMPORTS RM CIF JAN - DEC 2021	RE EXPORTS RM FOB JAN - DEC 2021	
--- MOROCCO				
GRP 421	FIXED VEGETABLE OILS, 'SOFT', CRUDE, REFINED OR PURIFIED	-	12,016	-
GRP 776	THERMIONIC VALVES AND TUBES; PHOTOCELLS; ETC., AND PARTS THEREOF, N.E.S.	-	2,292	-
GRP 931	SPECIAL TRANSACTIONS AND COMMODITIES	-	30,191	-
DIV 42	FIXED VEGETABLE OILS AND FATS, CRUDE, REFINED OR FRACTIONATED	-	12,016	-
DIV 77	ELECTRICAL MACHINERY, APPARATUS AND APPLIANCES, N.E.S. AND ELECTRICAL PARTS THEREOF	-	2,292	-
DIV 93	SPECIAL TRANSACTIONS AND COMMODITIES	-	30,191	-
SECT 4	ANIMAL AND VEGETABLE OILS AND FATS	-	12,016	-
SECT 7	MACHINERY & TRANSPORT EQUIPMENT	-	2,292	-
SECT 9	MISCELLANEOUS TRANSACTIONS AND COMMODITIES	-	30,191	-
	TOTAL - MOROCCO	-	44,499	-
*** MYANMAR, UNION OF				
GRP 042	RICE	-	13,520,933	-
GRP 047	OTHER CEREAL MEALS AND FLOURS	-	92,437	-
GRP 048	CEREAL PREPARATIONS AND PREPARATION OF FLOUR OR STARCH OF FRUITS OR VEGETABLES	-	665,641	-
GRP 054	VEGETABLES, FRESH, CHILLED, FROZEN OR SIMPLY PRESERVED	-	5,197,205	-
GRP 098	EDIBLE PRODUCTS AND PREPARATIONS, N.E.S.	-	591,347	-
GRP 111	NON-ALCOHOLIC BEVERAGES, N.E.S.	-	11,020	-
GRP 334	PETROLEUM PRODUCTS, REFINED	-	147,007	-
GRP 533	PIGMENTS, PAINTS, VARNISHES AND RELATED MATERIALS	-	3,864	-
GRP 562	FERTILIZERS, MANUFACTURED	38,323,064	-	-
GRP 621	MATERIALS OF RUBBER	35,958	-	35,958
GRP 625	RUBBER TYRES, INTERCHANGEABLE TRYE TREADS, INNER TUBES AND TYRE FLABS	-	6,000	-
GRP 641	PAPER AND PAPERBOARD	128,257	-	-
GRP 699	MANUFACTURES OF BASE METAL, N.E.S.	-	15,100	-
GRP 741	HEATING AND COOLING EQUIPMENT AND PARTS THEREOF, N.E.S.	-	2,480	-
GRP 742	PUMPS FOR LIQUIDS, LIQUID ELEVATORS AND PARTS	22,374	-	22,374
GRP 744	MECHANICAL HANDLING EQUIPMENT, AND PARTS THEREOF, N.E.S.	119,859	-	119,859
GRP 752	AUTOMATIC DATA PROCESSING MACHINES AND UNITS THEREOF	2,940	-	2,940
GRP 764	TELECOMMUNICATIONS EQUIPMENTS, N.E.S.; THEIR PARTS, AND ACCESSORIES USED IN DIVISION 76	3,370	-	3,370
GRP 774	ELECTRO-DIAGNOSTIC APPARATUS FOR MEDICAL, SURGICAL, DENTAL OR VETERINARY SCIENCES AND RADIOLOGICAL APPARATUS	-	2,000	-
GRP 784	PARTS AND ACCESSORIES, OF THE MOTOR VEHICLES FALLING WITHIN GROUP 722, 781, 782 OR 783	-	2,000	-

TABLE 8 (MODIFIED)

SABAH (FINAL)

FOREIGN TRADE : COUNTRY WITH GROUP / DIVISION & SECTION TOTALS

GROUP / DIV / SECT	EXPORT & RE EXPORTS	IMPORTS	RE EXPORTS
	RM FOB JAN - DEC 2021	RM CIF JAN - DEC 2021	RM FOB JAN - DEC 2021
GRP 842 WOMEN'S AND GIRLS' COATS, CAPES, JACKETS, SUITS, BLAZERS, TROUSERS, SHORTS AND SIMILAR ARTICLES OF TEXTILE FABRICS, NOT KNITTED OR CROCHETED	-	7,124	-
GRP 845 ARTICLES OF APPAREL, OF TEXTILE FABRICS, WHETHER OR NOT KNITTED OR CROCHETED, N.E.S.	-	3,552	-
GRP 848 ARTICLES OF APPAREL AND CLOTHING ACCESSORIES OF OTHER THAN TEXTILE FABRICS, HEADGEAR OF ALL MATERIALS	-	95,112	-
GRP 893 ARTICLES, N.E.S OF PLASTICS	-	525,809	-
GRP 931 SPECIAL TRANSACTIONS AND COMMODITIES	78,086	14,217	78,086
DIV 04 CEREALS AND CEREAL PREPARATIONS	-	14,279,011	-
DIV 05 VEGETABLES AND FRUITS	-	5,197,205	-
DIV 09 MISCELLANEOUS EDIBLE PRODUCTS AND PREPARATIONS	-	591,347	-
DIV 11 BEVERAGES	-	11,020	-
DIV 33 PETROLEUM, PETROLEUM PRODUCTS AND RELATED MATERIALS	-	147,007	-
DIV 53 DYEING, TANNING AND COLOURING MATERIALS	-	3,864	-
DIV 56 FERTILIZERS, MANUFACTURED	38,323,064	-	-
DIV 62 RUBBER MANUFACTURES, N.E.S.	35,958	6,000	35,958
DIV 64 PAPER, PAPERBOARD, AND ARTICLES OF PAPER PULP, OF PAPER OR PAPERBOARD	128,257	-	-
DIV 69 MANUFACTURES OF METAL, N.E.S.	-	15,100	-
DIV 74 GENERAL INDUSTRIAL MACHINERY AND EQUIPMENT, N.E.S. AND MACHINE PARTS, N.E.S.	142,233	2,480	142,233
DIV 75 OFFICE MACHINES AND AUTOMATIC DATA PROCESSING EQUIPMENT	2,940	-	2,940
DIV 76 TELECOMMUNICATIONS AND SOUND RECORDING AND REPRODUCING APPARATUS AND EQUIPMENT	3,370	-	3,370
DIV 77 ELECTRICAL MACHINERY, APPARATUS AND APPLIANCES, N.E.S. AND ELECTRICAL PARTS THEREOF	-	2,000	-
DIV 78 ROAD VEHICLES (INCLUDING AIR - CUSHION VEHICLES)	-	2,000	-
DIV 84 ARTICLES OF APPAREL AND CLOTHING ACCESSORIES	-	105,788	-
DIV 89 MISCELLANEOUS MANUFACTURED ARTICLES, N.E.S.	-	525,809	-
DIV 93 SPECIAL TRANSACTIONS AND COMMODITIES	78,086	14,217	78,086
SECT 0 FOOD AND LIVE ANIMALS	-	20,067,563	-
SECT 1 BEVERAGES AND TOBACCO	-	11,020	-
SECT 3 MINERAL FUELS, LUBRICANTS, ETC.	-	147,007	-
SECT 5 CHEMICALS	38,323,064	3,864	-
SECT 6 MANUFACTURED GOODS	164,215	21,100	35,958
SECT 7 MACHINERY & TRANSPORT EQUIPMENT	148,543	6,480	148,543
SECT 8 MISCELLANEOUS MANUFACTURED ARTICLES	-	631,597	-
SECT 9 MISCELLANEOUS TRANSACTIONS AND COMMODITIES	78,086	14,217	78,086
TOTAL - MYANMAR, UNION OF	38,713,908	20,902,848	262,587

TABLE 8 (MODIFIED)

SABAH (FINAL)

FOREIGN TRADE : COUNTRY WITH GROUP / DIVISION & SECTION TOTALS

GROUP / DIV / SECT	EXPORT & RE EXPORTS RM FOB JAN - DEC 2021	IMPORTS RM CIF JAN - DEC 2021	RE EXPORTS RM FOB JAN - DEC 2021	
--- NAMIBIA				
GRP 057	FRUITS AND NUTS (NOT INCLUDING OIL NUTS), FRESH OR DRIED	-	156,049	-
GRP 691	STRUCTURES AND PARTS OF STRUCTURES, N.E.S., OF IRON, STEEL OR ALUMINIUM	10,304	-	10,304
GRP 693	WIRE PRODUCTS (EXCLUDING INSULATED ELECTRICAL WIRING) AND FENCING GRILLS	105,266	-	105,266
GRP 764	TELECOMMUNICATIONS EQUIPMENTS, N.E.S.; THEIR PARTS, AND ACCESSORIES USED IN DIVISION 76	68,383	-	68,383
GRP 771	ELECTRIC POWER MACHINERY (OTHER THAN ROTATING ELECTRIC PLANT), AND PARTS THEREOF	3,788	-	3,788
GRP 841	MEN'S OR BOYS' COATS, CAPES, JACKETS, SUITS, BLAZERS, TROUSERS, UNDERWEAR, ETC., OF TEXTILE FABRICS, NOT KNITTED OR CROCHETED	-	2,094	-
GRP 874	MEASURING, CHECKING, ANALYSING AND CONTROLLING INSTRUMENTS AND APPARATUS N.E.S.	-	140,759	-
GRP 931	SPECIAL TRANSACTIONS AND COMMODITIES	5,205	8,597	5,205
DIV 05	VEGETABLES AND FRUITS	-	156,049	-
DIV 69	MANUFACTURES OF METAL, N.E.S.	115,570	-	115,570
DIV 76	TELECOMMUNICATIONS AND SOUND RECORDING AND REPRODUCING APPARATUS AND EQUIPMENT	68,383	-	68,383
DIV 77	ELECTRICAL MACHINERY, APPARATUS AND APPLIANCES, N.E.S. AND ELECTRICAL PARTS THEREOF	3,788	-	3,788
DIV 84	ARTICLES OF APPAREL AND CLOTHING ACCESSORIES	-	2,094	-
DIV 87	PROFESSIONAL, SCIENTIFIC AND CONTROLLING INSTRUMENTS AND APPARATUS, N.E.S.	-	140,759	-
DIV 93	SPECIAL TRANSACTIONS AND COMMODITIES	5,205	8,597	5,205
SECT 0	FOOD AND LIVE ANIMALS	-	156,049	-
SECT 6	MANUFACTURED GOODS	115,570	-	115,570
SECT 7	MACHINERY & TRANSPORT EQUIPMENT	72,171	-	72,171
SECT 8	MISCELLANEOUS MANUFACTURED ARTICLES	-	142,853	-
SECT 9	MISCELLANEOUS TRANSACTIONS AND COMMODITIES	5,205	8,597	5,205
	TOTAL - NAMIBIA	192,946	307,499	192,946
--- NEPAL				
GRP 048	CEREAL PREPARATIONS AND PREPARATION OF FLOUR OR STARCH OF FRUITS OR VEGETABLES	57,390	-	57,390
GRP 931	SPECIAL TRANSACTIONS AND COMMODITIES	260	1,393	260
DIV 04	CEREALS AND CEREAL PREPARATIONS	57,390	-	57,390
DIV 93	SPECIAL TRANSACTIONS AND COMMODITIES	260	1,393	260
SECT 0	FOOD AND LIVE ANIMALS	57,390	-	57,390
SECT 9	MISCELLANEOUS TRANSACTIONS AND COMMODITIES	260	1,393	260
	TOTAL - NEPAL	57,650	1,393	57,650
--- NETHERLANDS				
GRP 001	LIVE ANIMALS	-	1,055,457	-

TABLE 8 (MODIFIED)

SABAH (FINAL)

FOREIGN TRADE : COUNTRY WITH GROUP / DIVISION & SECTION TOTALS

GROUP / DIV / SECT	EXPORT & RE EXPORTS RM FOB JAN - DEC 2021	IMPORTS RM CIF JAN - DEC 2021	RE EXPORTS RM FOB JAN - DEC 2021
GRP 012 OTHER MEAT AND EDIBLE OFFAL, FRESH, CHILLED OR FROZEN	-	898,424	-
GRP 022 MILK AND CREAM AND MILK PRODUCTS OTHER THAN BUTTER OR CHEESE	-	3,021,737	-
GRP 023 BUTTER AND OTHER FATS AND OILS DERIVED FROM MILK	-	231,354	-
GRP 024 CHEESE AND CURD	-	148,439	-
GRP 043 BARLEY, UNMILLED	-	7,000	-
GRP 054 VEGETABLES, FRESH, CHILLED, FROZEN OR SIMPLY PRESERVED	-	30,916,192	-
GRP 056 VEGETABLES, ROOT AND TUBERS, PREPARED OR PRESERVED, N.E.S.	-	15,785	-
GRP 057 FRUITS AND NUTS (NOT INCLUDING OIL NUTS), FRESH OR DRIED	-	9,481	-
GRP 073 CHOCOLATE AND OTHER FOOD PREPARATIONS CONTAINING COCOA, N.E.S	-	505,682	-
GRP 081 FEEDING STUFF FOR ANIMALS (NOT INCLUDING UNMILLED CEREALS)	-	758,050	-
GRP 098 EDIBLE PRODUCTS AND PREPARATIONS, N.E.S.	33,135	4,689,898	33,135
GRP 111 NON-ALCOHOLIC BEVERAGES, N.E.S.	-	2,137	-
GRP 112 ALCOHOLIC BEVERAGES	-	70,891	-
GRP 248 WOOD, SIMPLY WORKED, AND RAILWAY SLEEPERS OF WOOD	11,086,139	-	-
GRP 291 CRUDE ANIMAL MATERIALS, N.E.S.	-	46,310	-
GRP 292 CRUDE VEGETABLE MATERIALS, N.E.S.	-	138,518	-
GRP 322 BRIGUETTES, LIGNITE AND PEAT	-	243,236	-
GRP 334 PETROLEUM PRODUCTS, REFINED	-	35,428	-
GRP 422 OTHER FIXED VEGETABLE OILS, FLUID OR SOLID, CRUDE, REFINED OR PURIFIED	2,411,784,667	-	-
GRP 431 ANIMAL OR VEGETABLE OILS AND FATS, PROCESSED, AND WAXES OF ANIMAL OR VEGETABLE ORIGIN	192,793,606	-	-
GRP 512 ALCOHOLS, PHENOLS, PHENOL-ALCOHOLS, AND THEIR DERIVATIVES	249,006,695	-	-
GRP 513 CARBOXYLIC ACIDS, ANHYDRIDES, HALIDES, PEROXIDES AND PEROXYACIDS AND DERIVATIVES	-	68,451	-
GRP 523 METALLIC SALTS AND PEROXYSALTS, OF INORGANIC ACIDS	-	13,396	-
GRP 525 RADIO-ACTIVE AND ASSOCIATED MATERIALS	-	56,663	-
GRP 533 PIGMENTS, PAINTS, VARNISHES AND RELATED MATERIALS	-	2,180	-
GRP 541 MEDICINAL AND PHARMACEUTICAL PRODUCTS, OTHER THAN MEDICAMENTS OF GROUP 542	-	8,225	-
GRP 554 SOAP, CLEANSING AND POLISHING PREPARATIONS	-	47,838	-
GRP 575 OTHER PLASTICS, IN PRIMARY FORMS	-	28,689	-
GRP 581 TUBES, PIPES AND HOSES OF PLASTICS	-	13,968	-
GRP 582 PLATES, SHEETS, FILM, COIL AND STRIP OF PLASTICS	-	87,661	-
GRP 592 STARCHES, INULIN AND WHEAT GLUTEN; ALBUMINOIDAL SUBSTANCES; GLUES	-	1,414,761	-
GRP 597 PREPARED ADDITIVES FOR MINERAL OILS; LUBRICATING PREPARATIONS	-	10,907	-
GRP 598 MISCELLANEOUS CHEMICAL PRODUCTS, N.E.S.	23,880,734	289,965	-
GRP 621 MATERIALS OF RUBBER	-	9,889	-

TABLE 8 (MODIFIED)

SABAH (FINAL)

FOREIGN TRADE : COUNTRY WITH GROUP / DIVISION & SECTION TOTALS

GROUP / DIV / SECT	EXPORT & RE EXPORTS	IMPORTS	RE EXPORTS
	RM FOB JAN - DEC 2021	RM CIF JAN - DEC 2021	RM FOB JAN - DEC 2021
GRP 629 ARTICLES OF RUBBER, N.E.S	-	574,201	-
GRP 635 WOOD MANUFACTURES, N.E.S.	88,904	-	-
GRP 641 PAPER AND PAPERBOARD	-	459,817	-
GRP 657 SPECIAL YARNS, TEXTILE FABRICS AND RELATED PRODUCTS	-	86,848	-
GRP 663 MINERAL MANUFACTURES, N.E.S.	92,805	-	57,766
GRP 664 GLASS	-	25,536	-
GRP 673 FLAT-ROLLED PRODUCTS, OF IRON OR NON-ALLOY STEEL, NOT CLAD, PLATED OR COATED	-	2,022	-
GRP 679 TUBES, PIPES AND HOLLOW PROFILES, AND TUBES OR PIPE FITTINGS, OF IRON OR STEEL	12,430	58,156	12,430
GRP 693 WIRE PRODUCTS (EXCLUDING INSULATED ELECTRICAL WIRING) AND FENCING GRILLS	-	16,570	-
GRP 694 NAILS, SCREWS, NUTS, BOLTS, RIVETS AND THE LIKE, OF IRON, STEEL, COPPER OR ALUMINIUM	-	117,595	-
GRP 695 TOOLS FOR USE IN THE HAND OR IN MACHINES	39,691	1,022,093	39,691
GRP 697 HOUSEHOLD EQUIPMENT OF BASE METAL, N.E.S.	-	8,239	-
GRP 699 MANUFACTURES OF BASE METAL, N.E.S.	3,140	56,365	3,140
GRP 711 STEAM OR OTHER VAPOUR GENERATING BOILERS, SUPERHEATED WATER BOILERS, AND AUXILIARY PLANT FOR USE THEREWITH; AND PARTS THEREOF	-	5,874	-
GRP 713 INTERNAL COMBUSTION PISTON ENGINES, AND PARTS THEREOF, N.E.S.	-	787,246	-
GRP 714 ENGINES AND MOTORS, NON-ELECTRIC, AND PARTS, N.E.S.	-	361,085	-
GRP 716 ROTATING ELECTRIC PLANT AND PARTS THEREOF, N.E.S.	-	93,786	-
GRP 718 OTHER POWER GENERATING MACHINERY AND PARTS THEREOF, N.E.S.	-	31,657	-
GRP 721 AGRICULTURAL MACHINERY (EXCLUDING TRACTORS) AND PARTS THEREOF	145,545	6,763	145,545
GRP 723 CIVIL ENGINEERING AND CONTRACTORS' PLANT AND EQUIPMENT	5,938	1,446,736	5,938
GRP 728 OTHER MACHINERY AND EQUIPMENT SPECIALIZED FOR PARTICULAR INDUSTRIES, AND PARTS THEREOF, N.E.S.	-	580,385	-
GRP 735 PARTS, N.E.S AND ACCESSORIES FOR USE WITH MACHINES FALLING WITHIN GRP 731 AND 733	-	13,082	-
GRP 741 HEATING AND COOLING EQUIPMENT AND PARTS THEREOF, N.E.S.	-	22,079	-
GRP 742 PUMPS FOR LIQUIDS, LIQUID ELEVATORS AND PARTS	-	172,805	-
GRP 743 PUMPS (OTHER THAN PUMPS FOR LIQUIDS) AND COMPRESSORS AND FANS; CENTRIFUGES; FILTERING OR PURIFYING APPARATUS	-	464,578	-
GRP 744 MECHANICAL HANDLING EQUIPMENT, AND PARTS THEREOF, N.E.S.	-	1,141,897	-
GRP 745 OTHER NON-ELECTRICAL MACHINERY, TOOLS AND MECHANICAL APPARATUS, AND PARTS THEREOF, N.E.S.	208,160	25,734	208,160
GRP 746 BALL OR ROLLER BEARINGS	-	11,755	-
GRP 747 TAPS, COCKS, VALVES AND SIMILAR APPLIANCE	-	1,483,410	-
GRP 748 TRANSMISSION SHAFTS AND CRANKS; BEARING HOUSINGS AND PARTS THEREOF	-	260,950	-
GRP 749 NON-ELECTRIC PARTS AND ACCESSORIES OF MACHINERY, N.E.S.	-	317,730	-
GRP 752 AUTOMATIC DATA PROCESSING MACHINES AND UNITS THEREOF	5,000	2,002,187	5,000
GRP 761 TELEVISION RECEIVERS WITH RADIO-BROADCAST RECEIVERS, SOUND RECORDERS OR REPRODUCERS	3,754	-	3,754

TABLE 8 (MODIFIED)

SABAH (FINAL)

FOREIGN TRADE : COUNTRY WITH GROUP / DIVISION & SECTION TOTALS

GROUP / DIV /SECT	EXPORT & RE EXPORTS	IMPORTS	RE EXPORTS
	RM FOB JAN - DEC 2021	RM CIF JAN - DEC 2021	RM FOB JAN - DEC 2021
GRP 763 SOUND RECORDERS OR REPRODUCERS; TELEVISION IMAGE AND SOUND RECORDERS OR REPRODUCERS; PREPARED UNRECORDED MEDIA	-	7,086	-
GRP 764 TELECOMMUNICATIONS EQUIPMENTS, N.E.S.; THEIR PARTS, AND ACCESSORIES USED IN DIVISION 76	10,000	4,737	10,000
GRP 771 ELECTRIC POWER MACHINERY (OTHER THAN ROTATING ELECTRIC PLANT), AND PARTS THEREOF	-	400,512	-
GRP 772 ELECTRICAL APPARATUS, RESISTOR, SWITCHBOARD AND CONTROL PANELS N.E.S., AND PARTS N.E.S.	-	287,132	-
GRP 773 EQUIPMENT FOR DISTRIBUTING ELECTRICITY, N.E.S.	-	44,117	-
GRP 775 HOUSEHOLD TYPE, ELECTRICAL AND NON- ELECTRICAL EQUIPMENT, N.E.S.	-	6,306	-
GRP 776 THERMIONIC VALVES AND TUBES; PHOTOCELLS; ETC., AND PARTS THEREOF, N.E.S.	-	44,459	-
GRP 778 ELECTRICAL MACHINERY AND APPARATUS, N.E.S.	6,718	396,843	6,718
GRP 785 MOTORCYCLES, AND CYCLES, MOTORIZED AND NON-MOTORIZED; INVALID CARRIAGES	-	14,264	-
GRP 792 AIRCRAFT AND ASSOCIATED EQUIPMENT, SPACECRAFTS AND SPACECRAFT LAUNCH VEHICLES AND PARTS	2,793,579	27,253	2,793,579
GRP 813 LIGHTING FIXTURES AND FITTINGS, N.E.S.	-	130,459	-
GRP 831 TRAVEL GOODS, HANDBAGS AND SIMILAR CONTAINERS	-	2,297	-
GRP 841 MEN'S OR BOYS' COATS, CAPES, JACKETS, SUITS, BLAZERS, TROUSERS, UNDERWEAR, ETC., OF TEXTILE FABRICS, NOT KNITTED OR CROCHETED	-	5,900	-
GRP 843 MEN'S OR BOYS' COATS, CAPES, JACKETS, SUITS, BLAZERS, TROUSERS, SHORTS AND SIMILAR ARTICLES OF TEXTILE FABRICS, KNITTED OR CROCHETED	-	2,644	-
GRP 845 ARTICLES OF APPAREL, OF TEXTILE FABRICS, WHETHER OR NOT KNITTED OR CROCHETED, N.E.S.	2,277	19,782	2,277
GRP 848 ARTICLES OF APPAREL AND CLOTHING ACCESSORIES OF OTHER THAN TEXTILE FABRICS, HEADGEAR OF ALL MATERIALS	2,235	12,566	2,235
GRP 851 FOOTWEAR	-	5,204	-
GRP 872 MEDICAL INSTRUMENTS AND APPLIANCES, N.E.S.	624,738	2,782	624,738
GRP 873 METERS AND COUNTERS, N.E.S.	-	4,415	-
GRP 874 MEASURING, CHECKING, ANALYSING AND CONTROLLING INSTRUMENTS AND APPARATUS N.E.S.	13,260	3,823,821	13,260
GRP 885 WATCHES AND CLOCKS	-	5,755	-
GRP 892 PRINTED MATTER	-	18,004	-
GRP 893 ARTICLES, N.E.S. OF PLASTICS	-	31,522	-
GRP 894 BABY CARRIAGES, TOYS, GAMES AND SPORTING GOODS	-	3,632	-
GRP 896 WORKS OF ART, COLLECTORS' PIECES AND ANTIQUES	3,584	-	3,584
GRP 931 SPECIAL TRANSACTIONS AND COMMODITIES	273,005	858,402	272,666
DIV 00 LIVE ANIMALS	-	1,055,457	-
DIV 01 MEAT AND MEAT PREPARATIONS	-	898,424	-
DIV 02 DAIRY PRODUCT AND BIRDS EGGS	-	3,401,530	-
DIV 04 CEREALS AND CEREAL PREPARATIONS	-	7,000	-
DIV 05 VEGETABLES AND FRUITS	-	30,941,458	-
DIV 07 COFFEE, TEA, COCOA, SPICES, AND MANUFACTURES THEREOF	-	505,682	-

TABLE 8 (MODIFIED)

SABAH (FINAL)

FOREIGN TRADE : COUNTRY WITH GROUP / DIVISION & SECTION TOTALS

GROUP / DIV / SECT	EXPORT & RE EXPORTS RM FOB JAN - DEC 2021	IMPORTS RM CIF JAN - DEC 2021	RE EXPORTS RM FOB JAN - DEC 2021
DIV 08 FEEDING STUFF FOR ANIMALS (NOT INCLUDING UNMILLED CEREALS)	-	758,050	-
DIV 09 MISCELLANEOUS EDIBLE PRODUCTS AND PREPARATIONS	33,135	4,689,898	33,135
DIV 11 BEVERAGES	-	73,028	-
DIV 24 CORK AND WOOD	11,086,139	-	-
DIV 29 CRUDE ANIMAL AND VEGETABLE MATERIALS, N.E.S.	-	184,828	-
DIV 32 COAL, COKE AND BRIQUETTES	-	243,236	-
DIV 33 PETROLEUM, PETROLEUM PRODUCTS AND RELATED MATERIALS	-	35,428	-
DIV 42 FIXED VEGETABLE OILS AND FATS, CRUDE, REFINED OR FRACTIONATED	2,411,784,667	-	-
DIV 43 ANIMAL OR VEGETABLE OILS AND FATS, PROCESSED, AND WAXES OF ANIMAL OR VEGETABLE ORIGIN	192,793,606	-	-
DIV 51 ORGANIC CHEMICALS	249,006,695	68,451	-
DIV 52 INORGANIC CHEMICALS	-	70,059	-
DIV 53 DYEING, TANNING AND COLOURING MATERIALS	-	2,180	-
DIV 54 MEDICINAL AND PHARMACEUTICAL PRODUCTS	-	8,225	-
DIV 55 ESSENTIAL OILS AND RESINOIDS AND PERFUME MATERIALS; TOILET, POLISHING AND CLEANSING PREPARATIONS	-	47,838	-
DIV 57 PLASTICS IN PRIMARY FORMS	-	28,689	-
DIV 58 PLASTICS IN NON-PRIMARY FORMS	-	101,629	-
DIV 59 CHEMICAL MATERIALS AND PRODUCTS, N.E.S.	23,880,734	1,715,633	-
DIV 62 RUBBER MANUFACTURES, N.E.S.	-	584,090	-
DIV 63 CORK AND WOOD MANUFACTURES (EXCLUDING FURNITURE)	88,904	-	-
DIV 64 PAPER, PAPERBOARD, AND ARTICLES OF PAPER PULP, OF PAPER OR PAPERBOARD	-	459,817	-
DIV 65 TEXTILE YARN, FABRICS, MADE-UP ARICLES, N.E.S. AND RELATED PRODUCTS	-	86,848	-
DIV 66 NON-METALLIC MINERAL MANUFACTURES N.E.S.	92,805	25,536	57,766
DIV 67 IRON AND STEEL	12,430	60,178	12,430
DIV 69 MANUFACTURES OF METAL, N.E.S.	42,831	1,220,862	42,831
DIV 71 POWER GENERATING MACHINERY AND EQUIPMENT	-	1,279,648	-
DIV 72 MACHINERY SPECIALIZED FOR PARTICULAR INDUSTRIES	151,483	2,033,884	151,483
DIV 73 METALWORKING MACHINERY	-	13,082	-
DIV 74 GENERAL INDUSTRIAL MACHINERY AND EQUIPMENT, N.E.S. AND MACHINE PARTS, N.E.S.	208,160	3,900,938	208,160
DIV 75 OFFICE MACHINES AND AUTOMATIC DATA PROCESSING EQUIPMENT	5,000	2,002,187	5,000
DIV 76 TELECOMMUNICATIONS AND SOUND RECORDING AND REPRODUCING APPARATUS AND EQUIPMENT	13,754	11,823	13,754
DIV 77 ELECTRICAL MACHINERY, APPARATUS AND APPLIANCES, N.E.S. AND ELECTRICAL PARTS THEREOF	6,718	1,179,369	6,718
DIV 78 ROAD VEHICLES (INCLUDING AIR - CUSHION VEHICLES)	-	14,264	-
DIV 79 OTHERS TRANSPORT EQUIPMENT	2,793,579	27,253	2,793,579
DIV 81 PREFABRICATED BUILDINGS, SANITARY, PLUMBING, HEATING AND LIGHTING FIXTURES AND FITTINGS, N.E.S.	-	130,459	-

TABLE 8 (MODIFIED)

SABAH (FINAL)

FOREIGN TRADE : COUNTRY WITH GROUP / DIVISION & SECTION TOTALS

GROUP / DIV / SECT	EXPORT & RE EXPORTS		IMPORTS	RE EXPORTS
	RM FOB	RM CIF	RM CIF	RM FOB
	JAN - DEC 2021	JAN - DEC 2021	JAN - DEC 2021	JAN - DEC 2021
DIV 83	TRAVEL GOODS, HANDBAGS AND SIMILAR CONTAINERS	-	2,297	-
DIV 84	ARTICLES OF APPAREL AND CLOTHING ACCESSORIES	4,512	40,892	4,512
DIV 85	FOOTWEAR	-	5,204	-
DIV 87	PROFESSIONAL, SCIENTIFIC AND CONTROLLING INSTRUMENTS AND APPARATUS, N.E.S.	637,998	3,831,018	637,998
DIV 88	PHOTOGRAPHIC APPARATUS, EQUIPMENT AND SUPPLIED AND OPTICAL GOODS, N.E.S., WATCHES AND CLOCKS	-	5,755	-
DIV 89	MISCELLANEOUS MANUFACTURED ARTICLES, N.E.S.	3,584	53,158	3,584
DIV 93	SPECIAL TRANSACTIONS AND COMMODITIES	273,005	858,402	272,666
SECT 0	FOOD AND LIVE ANIMALS	33,135	42,257,499	33,135
SECT 1	BEVERAGES AND TOBACCO	-	73,028	-
SECT 2	CRUDE MATERIALS, INEDIABLE	11,086,139	184,828	-
SECT 3	MINERAL FUELS, LUBRICANTS, ETC.	-	278,664	-
SECT 4	ANIMAL AND VEGETABLE OILS AND FATS	2,604,578,273	-	-
SECT 5	CHEMICALS	272,887,429	2,042,704	-
SECT 6	MANUFACTURED GOODS	236,970	2,437,331	113,027
SECT 7	MACHINERY & TRANSPORT EQUIPMENT	3,178,694	10,462,448	3,178,694
SECT 8	MISCELLANEOUS MANUFACTURED ARTICLES	646,094	4,068,783	646,094
SECT 9	MISCELLANEOUS TRANSACTIONS AND COMMODITIES	273,005	858,402	272,666
	TOTAL - NETHERLANDS	2,892,919,739	62,663,687	4,243,616
... NEW ZEALAND				
GRP 011	MEAT OF BOVINE ANIMALS, FRESH, CHILLED OR FROZEN	-	3,242,444	-
GRP 012	OTHER MEAT AND EDIBLE OFFAL, FRESH, CHILLED OR FROZEN	-	8,699,178	-
GRP 022	MILK AND CREAM AND MILK PRODUCTS OTHER THAN BUTTER OR CHEESE	-	43,650,626	-
GRP 023	BUTTER AND OTHER FATS AND OILS DERIVED FROM MILK	-	10,466,709	-
GRP 024	CHEESE AND CURD	-	12,447,079	-
GRP 034	FISH, FRESH(LIVE OR DEAD), CHILLED OR FROZEN	1,194,365	7,652	-
GRP 035	FISH, DRIED, SALTED OR IN BRINE;SMOKED FISH	-	5,348	-
GRP 036	CRUSTACEANS AND MOLLUSCS, FRESH, CHILLED, FROZEN, SALTED OR IN BRINE OR DRIED	73,293	314,219	-
GRP 037	FISH, CRUSTACEANS AND MOLLUSCS PREPARED OR PRESERVED, N.E.S.	-	13,467	-
GRP 054	VEGETABLES, FRESH, CHILLED, FROZEN OR SIMPLY PRESERVED	-	4,063,808	-
GRP 056	VEGETABLES, ROOT AND TUBERS, PREPARED OR PRESERVED, N.E.S.	-	15,708	-
GRP 057	FRUITS AND NUTS (NOT INCLUDING OIL NUTS), FRESH OR DRIED	-	7,694,324	-
GRP 081	FEEDING STUFF FOR ANIMALS (NOT INCLUDING UNMILLED CEREALS)	-	5,423	-
GRP 091	MARGARINE AND SHORTENING	-	61,018	-
GRP 098	EDIBLE PRODUCTS AND PREPARATIONS, N.E.S.	-	9,554,746	-

TABLE 8 (MODIFIED)

SABAH (FINAL)

FOREIGN TRADE : COUNTRY WITH GROUP / DIVISION & SECTION TOTALS

GROUP / DIV / SECT	EXPORT & RE EXPORTS		IMPORTS	RE EXPORTS
	RM FOB	RM CIF	RM CIF	RM FOB
	JAN - DEC 2021	JAN - DEC 2021	JAN - DEC 2021	JAN - DEC 2021
GRP 112 ALCOHOLIC BEVERAGES	-	47,084	-	-
GRP 248 WOOD, SIMPLY WORKED, AND RAILWAY SLEEPERS OF WOOD	367,781	-	-	-
GRP 291 CRUDE ANIMAL MATERIALS, N.E.S.	-	206,645	-	-
GRP 292 CRUDE VEGETABLE MATERIALS, N.E.S.	-	14,437	-	-
GRP 333 PETROLEUM OILS, CRUDE, AND CRUDE OILS OBTAINED FROM BITUMINOUS MINERALS	223,958,457	-	-	-
GRP 562 FERTILIZERS, MANUFACTURED	366,944,147	-	-	-
GRP 629 ARTICLES OF RUBBER, N.E.S	4,802	-	-	4,802
GRP 634 VENEERS, PLYWOOD, PARTICLE BOARD, AND OTHER WOOD, WORKED, N.E.S.	-	1,086,547	-	-
GRP 679 TUBES, PIPES AND HOLLOW PROFILES, AND TUBES OR PIPE FITTINGS, OF IRON OR STEEL	191,755	-	-	191,755
GRP 695 TOOLS FOR USE IN THE HAND OR IN MACHINES	-	134,741	-	-
GRP 699 MANUFACTURES OF BASE METAL, N.E.S.	4,351	-	-	4,351
GRP 716 ROTATING ELECTRIC PLANT AND PARTS THEREOF, N.E.S.	-	5,661	-	-
GRP 723 CIVIL ENGINEERING AND CONTRACTORS' PLANT AND EQUIPMENT	177,642	-	-	177,642
GRP 728 OTHER MACHINERY AND EQUIPMENT SPECIALIZED FOR PARTICULAR INDUSTRIES, AND PARTS THEREOF, N.E.S.	81,144	-	-	81,144
GRP 744 MECHANICAL HANDLING EQUIPMENT, AND PARTS THEREOF, N.E.S.	23,411	-	-	23,411
GRP 748 TRANSMISSION SHAFTS AND CRANKS; BEARING HOUSINGS AND PARTS THEREOF	11,457	2,416	-	11,457
GRP 751 OFFICE MACHINES	-	2,398	-	-
GRP 752 AUTOMATIC DATA PROCESSING MACHINES AND UNITS THEREOF	73,404	3,041	-	73,404
GRP 764 TELECOMMUNICATIONS EQUIPMENTS, N.E.S.; THEIR PARTS, AND ACCESSORIES USED IN DIVISION 76	17,285	-	-	17,285
GRP 771 ELECTRIC POWER MACHINERY (OTHER THAN ROTATING ELECTRIC PLANT), AND PARTS THEREOF	-	4,486	-	-
GRP 784 PARTS AND ACCESSORIES, OF THE MOTOR VEHICLES FALLING WITHIN GROUP 722, 781, 782 OR 783	-	52,434	-	-
GRP 845 ARTICLES OF APPAREL, OF TEXTILE FABRICS, WHETHER OR NOT KNITTED OR CROCHETED, N.E.S.	-	5,798	-	-
GRP 846 CLOTHING ACCESSORIES, OF TEXTILE FABRICS, WHETHER OR NOT KNITTED OR CROCHETED	2,228	-	-	2,228
GRP 874 MEASURING, CHECKING, ANALYSING AND CONTROLLING INSTRUMENTS AND APPARATUS N.E.S.	-	58,525	-	-
GRP 894 BABY CARRIAGES, TOYS, GAMES AND SPORTING GOODS	-	16,036	-	-
GRP 931 SPECIAL TRANSACTIONS AND COMMODITIES	29,207	76,425	-	28,963
DIV 01 MEAT AND MEAT PREPARATIONS	-	11,941,622	-	-
DIV 02 DAIRY PRODUCT AND BIRDS EGGS	-	66,564,414	-	-
DIV 03 FISH, CRUSTACEANS AND MOLLUSCS, AND PREPARATIONS THEREOF	1,267,658	340,686	-	-
DIV 05 VEGETABLES AND FRUITS	-	11,773,840	-	-
DIV 08 FEEDING STUFF FOR ANIMALS (NOT INCLUDING UNMILLED CEREALS)	-	5,423	-	-
DIV 09 MISCELLANEOUS EDIBLE PRODUCTS AND PREPARATIONS	-	9,615,764	-	-
DIV 11 BEVERAGES	-	47,084	-	-
DIV 24 CORK AND WOOD	367,781	-	-	-

TABLE 8 (MODIFIED)

SABAH (FINAL)

FOREIGN TRADE : COUNTRY WITH GROUP / DIVISION & SECTION TOTALS

GROUP / DIV / SECT		EXPORT & RE EXPORTS	IMPORTS	RE EXPORTS
		RM FOB JAN - DEC 2021	RM CIF JAN - DEC 2021	RM FOB JAN - DEC 2021
DIV 29	CRUDE ANIMAL AND VEGETABLE MATERIALS, N.E.S.	-	221,082	-
DIV 33	PETROLEUM, PETROLEUM PRODUCTS AND RELATED MATERIALS	223,958,457	-	-
DIV 56	FERTILIZERS, MANUFACTURED	366,944,147	-	-
DIV 62	RUBBER MANUFACTURES, N.E.S.	4,802	-	4,802
DIV 63	CORK AND WOOD MANUFACTURES (EXCLUDING FURNITURE)	-	1,086,547	-
DIV 67	IRON AND STEEL	191,755	-	191,755
DIV 69	MANUFACTURES OF METAL, N.E.S.	4,351	134,741	4,351
DIV 71	POWER GENERATING MACHINERY AND EQUIPMENT	-	5,661	-
DIV 72	MACHINERY SPECIALIZED FOR PARTICULAR INDUSTRIES	258,786	-	258,786
DIV 74	GENERAL INDUSTRIAL MACHINERY AND EQUIPMENT, N.E.S. AND MACHINE PARTS, N.E.S.	34,868	2,416	34,868
DIV 75	OFFICE MACHINES AND AUTOMATIC DATA PROCESSING EQUIPMENT	73,404	5,439	73,404
DIV 76	TELECOMMUNICATIONS AND SOUND RECORDING AND REPRODUCING APPARATUS AND EQUIPMENT	17,285	-	17,285
DIV 77	ELECTRICAL MACHINERY, APPARATUS AND APPLIANCES, N.E.S. AND ELECTRICAL PARTS THEREOF	-	4,486	-
DIV 78	ROAD VEHICLES (INCLUDING AIR - CUSHION VEHICLES)	-	52,434	-
DIV 84	ARTICLES OF APPAREL AND CLOTHING ACCESSORIES	2,228	5,798	2,228
DIV 87	PROFESSIONAL, SCIENTIFIC AND CONTROLLING INSTRUMENTS AND APPARATUS, N.E.S.	-	58,525	-
DIV 89	MISCELLANEOUS MANUFACTURED ARTICLES, N.E.S.	-	16,036	-
DIV 93	SPECIAL TRANSACTIONS AND COMMODITIES	29,207	76,425	28,963
SECT 0	FOOD AND LIVE ANIMALS	1,267,658	100,241,749	-
SECT 1	BEVERAGES AND TOBACCO	-	47,084	-
SECT 2	CRUDE MATERIALS, INEDIABLE	367,781	221,082	-
SECT 3	MINERAL FUELS, LUBRICANTS, ETC.	223,958,457	-	-
SECT 5	CHEMICALS	366,944,147	-	-
SECT 6	MANUFACTURED GOODS	200,908	1,221,288	200,908
SECT 7	MACHINERY & TRANSPORT EQUIPMENT	384,343	70,436	384,343
SECT 8	MISCELLANEOUS MANUFACTURED ARTICLES	2,228	80,359	2,228
SECT 9	MISCELLANEOUS TRANSACTIONS AND COMMODITIES	29,207	76,425	28,963
	TOTAL - NEW ZEALAND	593,154,729	101,958,423	616,442
... NICARAGUA				
GRP 931	SPECIAL TRANSACTIONS AND COMMODITIES	-	2,039	-
DIV 93	SPECIAL TRANSACTIONS AND COMMODITIES	-	2,039	-
SECT 9	MISCELLANEOUS TRANSACTIONS AND COMMODITIES	-	2,039	-
	TOTAL - NICARAGUA	-	2,039	-

TABLE 8 (MODIFIED)

SABAH (FINAL)

FOREIGN TRADE : COUNTRY WITH GROUP / DIVISION & SECTION TOTALS

GROUP / DIV / SECT	EXPORT & RE EXPORTS RM FOB JAN - DEC 2021	IMPORTS RM CIF JAN - DEC 2021	RE EXPORTS RM FOB JAN - DEC 2021	
--- NIGERIA				
GRP 269	WORN CLOTHING AND OTHER WORN TEXTILE ARTICLES ;RAGS	594,864	-	594,864
GRP 422	OTHER FIXED VEGETABLE OILS, FLUID OR SOLID, CRUDE, REFINED OR PURIFIED	42,220,769	-	-
GRP 621	MATERIALS OF RUBBER	-	2,685	-
GRP 629	ARTICLES OF RUBBER, N.E.S	-	16,208	-
GRP 676	IRON AND STEEL BARS, RODS, ANGLES, SHAPES AND SECTIONS (INCLUDING SHEET PILING)	2,992	-	2,992
GRP 691	STRUCTURES AND PARTS OF STRUCTURES, N.E.S., OF IRON, STEEL OR ALUMINIUM	140,591	-	-
GRP 694	NAILS, SCREWS, NUTS, BOLTS, RIVETS AND THE LIKE, OF IRON, STEEL, COPPER OR ALUMINIUM	2,945	-	2,945
GRP 699	MANUFACTURES OF BASE METAL, N.E.S.	24,512	-	24,512
GRP 716	ROTATING ELECTRIC PLANT AND PARTS THEREOF, N.E.S.	65,145	-	65,145
GRP 723	CIVIL ENGINEERING AND CONTRACTORS' PLANT AND EQUIPMENT	-	2,067	-
GRP 728	OTHER MACHINERY AND EQUIPMENT SPECIALIZED FOR PARTICULAR INDUSTRIES, AND PARTS THEREOF, N.E.S.	307,122	2,002	307,122
GRP 743	PUMPS (OTHER THAN PUMPS FOR LIQUIDS) AND COMPRESSORS AND FANS; CENTRIFUGES; FILTERING OR PURIFYING APPARATUS	-	2,324	-
GRP 747	TAPS, COCKS, VALVES AND SIMILAR APPLIANCE	19,419	26,947	19,419
GRP 772	ELECTRICAL APPARATUS, RESISTOR, SWITHBOARD AND CONTROL PANELS N.E.S., AND PARTS N.E.S.	15,218	7,906	15,218
GRP 773	EQUIPMENT FOR DISTRIBUTING ELECTRICITY, N.E.S.	33,538	-	33,538
GRP 874	MEASURING, CHECKING, ANALYSING AND CONTROLLING INSTRUMENTS AND APPARATUS N.E.S.	165,600	-	165,600
GRP 931	SPECIAL TRANSACTIONS AND COMMODITIES	9,253	5,773	9,253
DIV 26	TEXTILE FIBRES(OTHER THAN WOOL TOPS) AND THEIR WASTES (NOT MANUFACTURED INTO YARN OR FABRICS)	594,864	-	594,864
DIV 42	FIXED VEGETABLE OILS AND FATS, CRUDE, REFINED OR FRACTIONATED	42,220,769	-	-
DIV 62	RUBBER MANUFACTURES, N.E.S.	-	18,893	-
DIV 67	IRON AND STEEL	2,992	-	2,992
DIV 69	MANUFACTURES OF METAL, N.E.S.	168,048	-	27,457
DIV 71	POWER GENERATING MACHINERY AND EQUIPMENT	65,145	-	65,145
DIV 72	MACHINERY SPECIALIZED FOR PARTICULAR INDUSTRIES	307,122	4,069	307,122
DIV 74	GENERAL INDUSTRIAL MACHINERY AND EQUIPMENT, N.E.S. AND MACHINE PARTS, N.E.S.	19,419	29,271	19,419
DIV 77	ELECTRICAL MACHINERY, APPARATUS AND APPLIANCES, N.E.S. AND ELECTRICAL PARTS THEREOF	48,756	7,906	48,756
DIV 87	PROFESSIONAL, SCIENTIFIC AND CONTROLLING INSTRUMENTS AND APPARATUS, N.E.S.	165,600	-	165,600
DIV 93	SPECIAL TRANSACTIONS AND COMMODITIES	9,253	5,773	9,253
SECT 2	CRUDE MATERIALS, INEDIABLE	594,864	-	594,864
SECT 4	ANIMAL AND VEGETABLE OILS AND FATS	42,220,769	-	-
SECT 6	MANUFACTURED GOODS	171,040	18,893	30,449
SECT 7	MACHINERY & TRANSPORT EQUIPMENT	440,442	41,246	440,442

TABLE 8 (MODIFIED)

SABAH (FINAL)

FOREIGN TRADE : COUNTRY WITH GROUP / DIVISION & SECTION TOTALS

GROUP / DIV / SECT	EXPORT & RE EXPORTS RM FOB JAN - DEC 2021	IMPORTS RM CIF JAN - DEC 2021	RE EXPORTS RM FOB JAN - DEC 2021
SECT 8 MISCELLANEOUS MANUFACTURED ARTICLES	165,600	-	165,600
SECT 9 MISCELLANEOUS TRANSACTIONS AND COMMODITIES	9,253	5,773	9,253
TOTAL - NIGERIA	43,601,968	65,912	1,240,608
... NORWAY			
GRP 034 FISH, FRESH(LIVE OR DEAD), CHILLED OR FROZEN	-	7,258,376	-
GRP 035 FISH, DRIED, SALTED OR IN BRINE;SMOKED FISH	-	41,369	-
GRP 048 CEREAL PREPARATIONS AND PREPARATION OF FLOUR OR STARCH OF FRUITS OR VEGETABLES	-	7,501	-
GRP 098 EDIBLE PRODUCTS AND PREPARATIONS, N.E.S.	-	83,136	-
GRP 111 NON-ALCOHOLIC BEVERAGES, N.E.S.	-	6,116	-
GRP 334 PETROLEUM PRODUCTS, REFINED	-	1,350	-
GRP 522 INORGANIC CHEMICAL ELEMENTS, OXIDES AND HALOGEN SALTS	-	575,371	-
GRP 525 RADIO-ACTIVE AND ASSOCIATED MATERIALS	-	2,719,542	-
GRP 553 PERFUMERY, COSMETICS AND TOILET PREPARATIONS	-	313,057	-
GRP 554 SOAP, CLEANSING AND POLISHING PREPARATIONS	-	96,695	-
GRP 581 TUBES, PIPES AND HOSES OF PLASTICS	-	40,047	-
GRP 582 PLATES, SHEETS, FILM, COIL AND STRIP OF PLASTICS	-	9,920	-
GRP 597 PREPARED ADDITIVES FOR MINERAL OILS; LUBRICATING PREPARATIONS	-	23,001	-
GRP 598 MISCELLANEOUS CHEMICAL PRODUCTS, N.E.S.	372,270	2,931,937	372,270
GRP 612 MANUFACTURES OF LEATHER OR OF COMPOSITION LEATHER, N.E.S. SADDLERY, HARNESS	-	3,123	-
GRP 621 MATERIALS OF RUBBER	-	2,136,608	-
GRP 629 ARTICLES OF RUBBER, N.E.S	-	346,158	-
GRP 663 MINERAL MANUFACTURES, N.E.S.	-	2,861	-
GRP 664 GLASS	-	58,919	-
GRP 679 TUBES, PIPES AND HOLLOW PROFILES, AND TUBES OR PIPE FITTINGS, OF IRON OR STEEL	14,192	226,261	14,192
GRP 689 MISCELLANEOUS NON-FERROUS BASE METALS EMPLOYED IN METALLURGY AND CERMETS	-	531,937	-
GRP 691 STRUCTURES AND PARTS OF STRUCTURES, N.E.S., OF IRON, STEEL OR ALUMINIUM	12,063	4,136	12,063
GRP 693 WIRE PRODUCTS (EXCLUDING INSULATED ELECTRICAL WIRING) AND FENCING GRILLS	-	10,786	-
GRP 694 NAILS, SCREWS, NUTS, BOLTS, RIVETS AND THE LIKE, OF IRON, STEEL, COPPER OR ALUMINIUM	-	92,262	-
GRP 695 TOOLS FOR USE IN THE HAND OR IN MACHINES	317,130	3,347,976	317,130
GRP 699 MANUFACTURES OF BASE METAL, N.E.S.	49,193	475,092	49,193
GRP 714 ENGINES AND MOTORS, NON-ELECTRIC, AND PARTS, N.E.S.	599,741	-	599,741
GRP 716 ROTATING ELECTRIC PLANT AND PARTS THEREOF, N.E.S.	169,586	82,078	169,586
GRP 718 OTHER POWER GENERATING MACHINERY AND PARTS THEREOF, N.E.S.	-	122,627	-
GRP 723 CIVIL ENGINEERING AND CONTRACTORS' PLANT AND EQUIPMENT	4,042,950	13,641,476	4,042,950

TABLE 8 (MODIFIED)

SABAH (FINAL)

FOREIGN TRADE : COUNTRY WITH GROUP / DIVISION & SECTION TOTALS

GROUP / DIV / SECT	EXPORT & RE EXPORTS	IMPORTS	RE EXPORTS
	RM FOB JAN - DEC 2021	RM CIF JAN - DEC 2021	RM FOB JAN - DEC 2021
GRP 724 TEXTILE AND LEATHER MACHINERY, AND PARTS THEREOF, N.E.S.	-	98,501	-
GRP 728 OTHER MACHINERY AND EQUIPMENT SPECIALIZED FOR PARTICULAR INDUSTRIES, AND PARTS THEREOF, N.E.S.	1,108,083	3,653,066	1,108,083
GRP 731 MACHINE-TOOLS WORKING BY REMOVING METAL OR OTHER MATERIAL	73,415	-	73,415
GRP 733 MACHINE-TOOLS FOR WORKING METAL, SINTERED METAL CARBIDES OF CERMETS, WITHOUT REMOVING MATERIAL	-	87,263	-
GRP 742 PUMPS FOR LIQUIDS, LIQUID ELEVATORS AND PARTS	84,749	2,803,262	84,749
GRP 743 PUMPS (OTHER THAN PUMPS FOR LIQUIDS) AND COMPRESSORS AND FANS; CENTRIFUGES; FILTERING OR PURIFYING APPARATUS	-	2,097,448	-
GRP 744 MECHANICAL HANDLING EQUIPMENT, AND PARTS THEREOF, N.E.S.	35,144	538,867	35,144
GRP 745 OTHER NON-ELECTRICAL MACHINERY, TOOLS AND MECHANICAL APPARATUS, AND PARTS THEREOF, N.E.S.	22,561	217,610	22,561
GRP 746 BALL OR ROLLER BEARINGS	-	14,917	-
GRP 747 TAPS, COCKS, VALVES AND SIMILAR APPLIANCE	307,039	1,905,445	307,039
GRP 748 TRANSMISSION SHAFTS AND CRANKS; BEARING HOUSINGS AND PARTS THEREOF	44,682	865,545	44,682
GRP 749 NON-ELECTRIC PARTS AND ACCESSORIES OF MACHINERY, N.E.S.	77,744	1,358,204	77,744
GRP 752 AUTOMATIC DATA PROCESSING MACHINES AND UNITS THEREOF	3,171	295,968	3,171
GRP 759 PARTS AND ACCESSORIES FOR USE WITHIN GROUPS 751 AND 752	-	109,439	-
GRP 761 TELEVISION RECEIVERS WITH RADIO-BROADCAST RECEIVERS, SOUND RECORDERS OR REPRODUCERS	-	16,800	-
GRP 764 TELECOMMUNICATIONS EQUIPMENTS, N.E.S.; THEIR PARTS, AND ACCESSORIES USED IN DIVISION 76	6,272	505,852	6,272
GRP 771 ELECTRIC POWER MACHINERY (OTHER THAN ROTATING ELECTRIC PLANT), AND PARTS THEREOF	13,354	346,580	13,354
GRP 772 ELECTRICAL APPARATUS, RESISTOR, SWITHBOARD AND CONTROL PANELS N.E.S., AND PARTS N.E.S.	170,133	1,902,876	170,133
GRP 773 EQUIPMENT FOR DISTRIBUTING ELECTRICITY, N.E.S.	2,095	244,750	2,095
GRP 776 THERMIONIC VALVES AND TUBES; PHOTOCELLS; ETC., AND PARTS THEREOF, N.E.S.	-	13,170	-
GRP 778 ELECTRICAL MACHINERY AND APPARATUS, N.E.S.	193,731	827,325	193,731
GRP 784 PARTS AND ACCESSORIES, OF THE MOTOR VEHICLES FALLING WITHIN GROUP 722, 781, 782 OR 783	1,175,524	32,648	1,175,524
GRP 785 MOTORCYCLES, AND CYCLES, MOTORIZED AND NON-MOTORIZED; INVALID CARRIAGES	599,741	-	599,741
GRP 793 SHIPS, BOATS (INCLUDING HOVERCRAFT) AND FLOATING STRUCTURES	-	15,212	-
GRP 811 PREFABRICATED BUILDINGS	-	272,709	-
GRP 813 LIGHTING FIXTURES AND FITTINGS, N.E.S.	-	23,709	-
GRP 821 FURNITURE AND PARTS THEREOF	-	22,034	-
GRP 831 TRAVEL GOODS, HANDBAGS AND SIMILAR CONTAINERS	-	5,606	-
GRP 845 ARTICLES OF APPAREL, OF TEXTILE FABRICS, WHETHER OR NOT KNITTED OR CROCHETED, N.E.S.	-	5,202	-
GRP 851 FOOTWEAR	-	3,760	-
GRP 872 MEDICAL INSTRUMENTS AND APPLIANCES, N.E.S.	-	66,539	-
GRP 873 METERS AND COUNTERS, N.E.S.	-	75,259	-
GRP 874 MEASURING, CHECKING, ANALYSING AND CONTROLLING INSTRUMENTS AND APPARATUS N.E.S.	2,523,109	6,681,259	2,523,109
GRP 881 PHOTOGRAPHIC APPARATUS AND EQUIPMENT, N.E.S.	-	90,140	-

TABLE 8 (MODIFIED)

SABAH (FINAL)

FOREIGN TRADE : COUNTRY WITH GROUP / DIVISION & SECTION TOTALS

GROUP / DIV / SECT	EXPORT & RE EXPORTS RM FOB JAN - DEC 2021	IMPORTS RM CIF JAN - DEC 2021	RE EXPORTS RM FOB JAN - DEC 2021
GRP 893 ARTICLES, N.E.S OF PLASTICS	8,767	27,484	8,767
GRP 931 SPECIAL TRANSACTIONS AND COMMODITIES	247,530	408,624	247,530
DIV 03 FISH, CRUSTACEANS AND MOLLUSCS, AND PREPARATIONS THEREOF	-	7,299,745	-
DIV 04 CEREALS AND CEREAL PREPARATIONS	-	7,501	-
DIV 09 MISCELLANEOUS EDIBLE PRODUCTS AND PREPARATIONS	-	83,136	-
DIV 11 BEVERAGES	-	6,116	-
DIV 33 PETROLEUM, PETROLEUM PRODUCTS AND RELATED MATERIALS	-	1,350	-
DIV 52 INORGANIC CHEMICALS	-	3,294,913	-
DIV 55 ESSENTIAL OILS AND RESINOIDS AND PERFUME MATERIALS; TOILET, POLISHING AND CLEANSING PREPARATIONS	-	409,752	-
DIV 58 PLASTICS IN NON-PRIMARY FORMS	-	49,967	-
DIV 59 CHEMICAL MATERIALS AND PRODUCTS, N.E.S.	372,270	2,954,938	372,270
DIV 61 LEATHER, LEATHER MANUFACTURES, N.E.S. AND DRESSED FURSKINS	-	3,123	-
DIV 62 RUBBER MANUFACTURES, N.E.S.	-	2,482,766	-
DIV 66 NON-METALLIC MINERAL MANUFACTURES N.E.S.	-	61,780	-
DIV 67 IRON AND STEEL	14,192	226,261	14,192
DIV 68 NON-FERROUS METALS	-	531,937	-
DIV 69 MANUFACTURES OF METAL, N.E.S.	378,386	3,930,252	378,386
DIV 71 POWER GENERATING MACHINERY AND EQUIPMENT	769,327	204,705	769,327
DIV 72 MACHINERY SPECIALIZED FOR PARTICULAR INDUSTRIES	5,151,033	17,393,043	5,151,033
DIV 73 METALWORKING MACHINERY	73,415	87,263	73,415
DIV 74 GENERAL INDUSTRIAL MACHINERY AND EQUIPMENT, N.E.S. AND MACHINE PARTS, N.E.S.	571,919	9,801,298	571,919
DIV 75 OFFICE MACHINES AND AUTOMATIC DATA PROCESSING EQUIPMENT	3,171	405,407	3,171
DIV 76 TELECOMMUNICATIONS AND SOUND RECORDING AND REPRODUCING APPARATUS AND EQUIPMENT	6,272	522,652	6,272
DIV 77 ELECTRICAL MACHINERY, APPARATUS AND APPLIANCES, N.E.S. AND ELECTRICAL PARTS THEREOF	379,313	3,334,701	379,313
DIV 78 ROAD VEHICLES (INCLUDING AIR - CUSHION VEHICLES)	1,775,265	32,648	1,775,265
DIV 79 OTHERS TRANSPORT EQUIPMENT	-	15,212	-
DIV 81 PREFABRICATED BUILDINGS, SANITARY, PLUMBING, HEATING AND LIGHTING FIXTURES AND FITTINGS, N.E.S.	-	296,418	-
DIV 82 FURNITURE AND PARTS THEREOF	-	22,034	-
DIV 83 TRAVEL GOODS, HANDBAGS AND SIMILAR CONTAINERS	-	5,606	-
DIV 84 ARTICLES OF APPAREL AND CLOTHING ACCESSORIES	-	5,202	-
DIV 85 FOOTWEAR	-	3,760	-
DIV 87 PROFESSIONAL, SCIENTIFIC AND CONTROLLING INSTRUMENTS AND APPARATUS, N.E.S.	2,523,109	6,823,057	2,523,109
DIV 88 PHOTOGRAPHIC APPARATUS, EQUIPMENT AND SUPPLIED AND OPTICAL GOODS, N.E.S., WATCHES AND CLOCKS	-	90,140	-
DIV 89 MISCELLANEOUS MANUFACTURED ARTICLES, N.E.S.	8,767	27,484	8,767

TABLE 8 (MODIFIED)

SABAH (FINAL)

FOREIGN TRADE : COUNTRY WITH GROUP / DIVISION & SECTION TOTALS

GROUP / DIV / SECT	EXPORT & RE EXPORTS RM FOB JAN - DEC 2021	IMPORTS RM CIF JAN - DEC 2021	RE EXPORTS RM FOB JAN - DEC 2021
DIV 93 SPECIAL TRANSACTIONS AND COMMODITIES	247,530	408,624	247,530
SECT 0 FOOD AND LIVE ANIMALS	-	7,390,382	-
SECT 1 BEVERAGES AND TOBACCO	-	6,116	-
SECT 3 MINERAL FUELS, LUBRICANTS, ETC.	-	1,350	-
SECT 5 CHEMICALS	372,270	6,709,570	372,270
SECT 6 MANUFACTURED GOODS	392,578	7,236,119	392,578
SECT 7 MACHINERY & TRANSPORT EQUIPMENT	8,729,715	31,796,929	8,729,715
SECT 8 MISCELLANEOUS MANUFACTURED ARTICLES	2,531,876	7,273,701	2,531,876
SECT 9 MISCELLANEOUS TRANSACTIONS AND COMMODITIES	247,530	408,624	247,530
TOTAL - NORWAY	12,273,969	60,822,791	12,273,969
--- OMAN			
GRP 048 CEREAL PREPARATIONS AND PREPARATION OF FLOUR OR STARCH OF FRUITS OR VEGETABLES	2,037,792	-	-
GRP 056 VEGETABLES, ROOT AND TUBERS, PREPARED OR PRESERVED, N.E.S.	5,468	-	-
GRP 057 FRUITS AND NUTS (NOT INCLUDING OIL NUTS), FRESH OR DRIED	-	130,732	-
GRP 281 IRON ORE AND CONCENTRATES	-	151,205,085	-
GRP 575 OTHER PLASTICS, IN PRIMARY FORMS	-	519,525	-
GRP 629 ARTICLES OF RUBBER, N.E.S	3,509	-	3,509
GRP 634 VENEERS, PLYWOOD, PARTICLE BOARD, AND OTHER WOOD, WORKED, N.E.S.	123,785	-	-
GRP 695 TOOLS FOR USE IN THE HAND OR IN MACHINES	4,498	-	4,498
GRP 723 CIVIL ENGINEERING AND CONTRACTORS' PLANT AND EQUIPMENT	15,193	2,210	15,193
GRP 728 OTHER MACHINERY AND EQUIPMENT SPECIALIZED FOR PARTICULAR INDUSTRIES, AND PARTS THEREOF, N.E.S.	46,324	-	46,324
GRP 742 PUMPS FOR LIQUIDS, LIQUID ELEVATORS AND PARTS	3,345	-	3,345
GRP 743 PUMPS (OTHER THAN PUMPS FOR LIQUIDS) AND COMPRESSORS AND FANS; CENTRIFUGES; FILTERING OR PURIFYING APPARATUS	84,075	-	84,075
GRP 744 MECHANICAL HANDLING EQUIPMENT, AND PARTS THEREOF, N.E.S.	88,015	-	88,015
GRP 745 OTHER NON-ELECTRICAL MACHINERY, TOOLS AND MECHANICAL APPARATUS, AND PARTS THEREOF, N.E.S.	-	4,111	-
GRP 747 TAPS, COCKS, VALVES AND SIMILAR APPLIANCE	9,663	-	9,663
GRP 778 ELECTRICAL MACHINERY AND APPARATUS, N.E.S.	4,056	-	4,056
GRP 784 PARTS AND ACCESSORIES, OF THE MOTOR VEHICLES FALLING WITHIN GROUP 722, 781, 782 OR 783	43,610	-	43,610
GRP 874 MEASURING, CHECKING, ANALYSING AND CONTROLLING INSTRUMENTS AND APPARATUS N.E.S.	2,326,301	-	2,326,301
GRP 931 SPECIAL TRANSACTIONS AND COMMODITIES	19,723	-	19,718
DIV 04 CEREALS AND CEREAL PREPARATIONS	2,037,792	-	-
DIV 05 VEGETABLES AND FRUITS	5,468	130,732	-
DIV 28 METALLIFEROUS ORES AND METAL SCRAP	-	151,205,085	-

TABLE 8 (MODIFIED)

SABAH (FINAL)

FOREIGN TRADE : COUNTRY WITH GROUP / DIVISION & SECTION TOTALS

GROUP / DIV / SECT	EXPORT & RE EXPORTS	IMPORTS	RE EXPORTS	
	RM FOB JAN - DEC 2021	RM CIF JAN - DEC 2021	RM FOB JAN - DEC 2021	
DIV 57	PLASTICS IN PRIMARY FORMS	-	519,525	-
DIV 62	RUBBER MANUFACTURES, N.E.S.	3,509	-	3,509
DIV 63	CORK AND WOOD MANUFACTURES (EXCLUDING FURNITURE)	123,785	-	-
DIV 69	MANUFACTURES OF METAL, N.E.S.	4,498	-	4,498
DIV 72	MACHINERY SPECIALIZED FOR PARTICULAR INDUSTRIES	61,517	2,210	61,517
DIV 74	GENERAL INDUSTRIAL MACHINERY AND EQUIPMENT, N.E.S. AND MACHINE PARTS, N.E.S.	185,098	4,111	185,098
DIV 77	ELECTRICAL MACHINERY, APPARATUS AND APPLIANCES, N.E.S. AND ELECTRICAL PARTS THEREOF	4,056	-	4,056
DIV 78	ROAD VEHICLES (INCLUDING AIR - CUSHION VEHICLES)	43,610	-	43,610
DIV 87	PROFESSIONAL, SCIENTIFIC AND CONTROLLING INSTRUMENTS AND APPARATUS, N.E.S.	2,326,301	-	2,326,301
DIV 93	SPECIAL TRANSACTIONS AND COMMODITIES	19,723	-	19,718
SECT 0	FOOD AND LIVE ANIMALS	2,043,260	130,732	-
SECT 2	CRUDE MATERIALS, INEDIABLE	-	151,205,085	-
SECT 5	CHEMICALS	-	519,525	-
SECT 6	MANUFACTURED GOODS	131,792	-	8,007
SECT 7	MACHINERY & TRANSPORT EQUIPMENT	294,281	6,321	294,281
SECT 8	MISCELLANEOUS MANUFACTURED ARTICLES	2,326,301	-	2,326,301
SECT 9	MISCELLANEOUS TRANSACTIONS AND COMMODITIES	19,723	-	19,718
	TOTAL - OMAN	4,815,357	151,861,663	2,648,307
... PAKISTAN				
GRP 034	FISH, FRESH(LIVE OR DEAD), CHILLED OR FROZEN	-	196,332	-
GRP 036	CRUSTACEANS AND MOLLUSCS, FRESH, CHILLED, FROZEN, SALTED OR IN BRINE OR DRIED	-	45,267	-
GRP 042	RICE	-	40,394,726	-
GRP 044	MAIZE (NOT INCLUDING SWEET CORN), UNMILLED	-	3,334,852	-
GRP 054	VEGETABLES, FRESH, CHILLED, FROZEN OR SIMPLY PRESERVED	-	4,572,358	-
GRP 072	COCOA	5,895,518	-	-
GRP 248	WOOD, SIMPLY WORKED, AND RAILWAY SLEEPERS OF WOOD	321,612	-	-
GRP 269	WORN CLOTHING AND OTHER WORN TEXTILE ARTICLES ;RAGS	376,364	823,662	376,364
GRP 278	OTHER CRUDE MINERALS	-	157,767	-
GRP 422	OTHER FIXED VEGETABLE OILS, FLUID OR SOLID, CRUDE, REFINED OR PURIFIED	800,354,492	-	-
GRP 431	ANIMAL OR VEGETABLE OILS AND FATS, PROCESSED, AND WAXES OF ANIMAL OR VEGETABLE ORIGIN	38,329,879	-	-
GRP 512	ALCOHOLS, PHENOLS, PHENOL-ALCOHOLS, AND THEIR DERIVATIVES	849,213	-	-
GRP 629	ARTICLES OF RUBBER, N.E.S	3,745	-	3,745
GRP 653	FABRICS, WOVEN, OF MAN-MADE TEXTILE MATERIALS (NOT INCLUDING NARROW OR SPECIAL FABRICS)	-	14,080	-
GRP 659	FLOOR COVERINGS, ETC.	-	6,351	-

TABLE 8 (MODIFIED)

SABAH (FINAL)

FOREIGN TRADE : COUNTRY WITH GROUP / DIVISION & SECTION TOTALS

GROUP / DIV / SECT	EXPORT & RE EXPORTS	IMPORTS	RE EXPORTS
	RM FOB JAN - DEC 2021	RM CIF JAN - DEC 2021	RM FOB JAN - DEC 2021
GRP 679 TUBES, PIPES AND HOLLOW PROFILES, AND TUBES OR PIPE FITTINGS, OF IRON OR STEEL	3,125	-	3,125
GRP 695 TOOLS FOR USE IN THE HAND OR IN MACHINES	116,345	-	116,345
GRP 696 CUTLERY	-	13,404	-
GRP 699 MANUFACTURES OF BASE METAL, N.E.S.	-	2,084	-
GRP 723 CIVIL ENGINEERING AND CONTRACTORS' PLANT AND EQUIPMENT	346,111	9,438	346,111
GRP 728 OTHER MACHINERY AND EQUIPMENT SPECIALIZED FOR PARTICULAR INDUSTRIES, AND PARTS THEREOF, N.E.S.	11,742	-	11,742
GRP 784 PARTS AND ACCESSORIES, OF THE MOTOR VEHICLES FALLING WITHIN GROUP 722, 781, 782 OR 783	51,480	-	51,480
GRP 831 TRAVEL GOODS, HANDBAGS AND SIMILAR CONTAINERS	-	14,244	-
GRP 841 MEN'S OR BOYS' COATS, CAPES, JACKETS, SUITS, BLAZERS, TROUSERS, UNDERWEAR, ETC., OF TEXTILE FABRICS, NOT KNITTED OR CROCHETED	-	54,897	-
GRP 845 ARTICLES OF APPAREL, OF TEXTILE FABRICS, WHETHER OR NOT KNITTED OR CROCHETED, N.E.S.	-	421,892	-
GRP 846 CLOTHING ACCESSORIES, OF TEXTILE FABRICS, WHETHER OR NOT KNITTED OR CROCHETED	-	19,066	-
GRP 894 BABY CARRIAGES, TOYS, GAMES AND SPORTING GOODS	-	21,013	-
GRP 931 SPECIAL TRANSACTIONS AND COMMODITIES	1,455	48,949	1,455
DIV 03 FISH, CRUSTACEANS AND MOLLUSCS, AND PREPARATIONS THEREOF	-	241,599	-
DIV 04 CEREALS AND CEREAL PREPARATIONS	-	43,729,578	-
DIV 05 VEGETABLES AND FRUITS	-	4,572,358	-
DIV 07 COFFEE, TEA, COCOA, SPICES, AND MANUFACTURES THEREOF	5,895,518	-	-
DIV 24 CORK AND WOOD	321,612	-	-
DIV 26 TEXTILE FIBRES(OTHER THAN WOOL TOPS) AND THEIR WASTES (NOT MANUFACTURED INTO YARN OR FABRICS)	376,364	823,662	376,364
DIV 27 CRUDE FERTILIZERS AND CRUDE MINERALS (EXCLUDING COAL, PETROLEUM AND PRECIOUS STONES)	-	157,767	-
DIV 42 FIXED VEGETABLE OILS AND FATS, CRUDE, REFINED OR FRACTIONATED	800,354,492	-	-
DIV 43 ANIMAL OR VEGETABLE OILS AND FATS, PROCESSED, AND WAXES OF ANIMAL OR VEGETABLE ORIGIN	38,329,879	-	-
DIV 51 ORGANIC CHEMICALS	849,213	-	-
DIV 62 RUBBER MANUFACTURES, N.E.S.	3,745	-	3,745
DIV 65 TEXTILE YARN, FABRICS, MADE-UP ARICLES, N.E.S. AND RELATED PRODUCTS	-	20,431	-
DIV 67 IRON AND STEEL	3,125	-	3,125
DIV 69 MANUFACTURES OF METAL, N.E.S.	116,345	15,488	116,345
DIV 72 MACHINERY SPECIALIZED FOR PARTICULAR INDUSTRIES	357,853	9,438	357,853
DIV 78 ROAD VEHICLES (INCLUDING AIR - CUSHION VEHICLES)	51,480	-	51,480
DIV 83 TRAVEL GOODS, HANDBAGS AND SIMILAR CONTAINERS	-	14,244	-
DIV 84 ARTICLES OF APPAREL AND CLOTHING ACCESSORIES	-	495,855	-
DIV 89 MISCELLANEOUS MANUFACTURED ARTICLES, N.E.S.	-	21,013	-
DIV 93 SPECIAL TRANSACTIONS AND COMMODITIES	1,455	48,949	1,455

TABLE 8 (MODIFIED)

SABAH (FINAL)

FOREIGN TRADE : COUNTRY WITH GROUP / DIVISION & SECTION TOTALS

GROUP / DIV / SECT	EXPORT & RE EXPORTS RM FOB JAN - DEC 2021	IMPORTS RM CIF JAN - DEC 2021	RE EXPORTS RM FOB JAN - DEC 2021
SECT 0 FOOD AND LIVE ANIMALS	5,895,518	48,543,535	-
SECT 2 CRUDE MATERIALS, INEDIABLE	697,976	981,429	376,364
SECT 4 ANIMAL AND VEGETABLE OILS AND FATS	838,684,371	-	-
SECT 5 CHEMICALS	849,213	-	-
SECT 6 MANUFACTURED GOODS	123,215	35,919	123,215
SECT 7 MACHINERY & TRANSPORT EQUIPMENT	409,333	9,438	409,333
SECT 8 MISCELLANEOUS MANUFACTURED ARTICLES	-	531,112	-
SECT 9 MISCELLANEOUS TRANSACTIONS AND COMMODITIES	1,455	48,949	1,455
TOTAL - PAKISTAN	846,661,081	50,150,382	910,367
--- PANAMA			
GRP 112 ALCOHOLIC BEVERAGES	-	5,588	-
GRP 778 ELECTRICAL MACHINERY AND APPARATUS, N.E.S.	-	3,207	-
GRP 874 MEASURING, CHECKING, ANALYSING AND CONTROLLING INSTRUMENTS AND APPARATUS N.E.S.	-	9,927	-
GRP 931 SPECIAL TRANSACTIONS AND COMMODITIES	-	3,544	-
DIV 11 BEVERAGES	-	5,588	-
DIV 77 ELECTRICAL MACHINERY, APPARATUS AND APPLIANCES, N.E.S. AND ELECTRICAL PARTS THEREOF	-	3,207	-
DIV 87 PROFESSIONAL, SCIENTIFIC AND CONTROLLING INSTRUMENTS AND APPARATUS, N.E.S.	-	9,927	-
DIV 93 SPECIAL TRANSACTIONS AND COMMODITIES	-	3,544	-
SECT 1 BEVERAGES AND TOBACCO	-	5,588	-
SECT 7 MACHINERY & TRANSPORT EQUIPMENT	-	3,207	-
SECT 8 MISCELLANEOUS MANUFACTURED ARTICLES	-	9,927	-
SECT 9 MISCELLANEOUS TRANSACTIONS AND COMMODITIES	-	3,544	-
TOTAL - PANAMA	-	22,266	-
--- PAPUA NEW GUINEA			
GRP 223 OIL SEEDS AND OLEAGINOUS FRUITS, FOR EXTRACTION OF OTHER FIXED VEGETABLE OILS	-	649,605	-
GRP 248 WOOD, SIMPLY WORKED, AND RAILWAY SLEEPERS OF WOOD	-	378,097	-
GRP 333 PETROLEUM OILS, CRUDE, AND CRUDE OILS OBTAINED FROM BITUMINOUS MINERALS	67,823,237	-	-
GRP 553 PERFUMERY, COSMETICS AND TOILET PREPARATIONS	4,071	-	4,071
GRP 692 METAL CONTAINERS FOR STORAGE OR TRANSPORT	40,000	-	40,000
GRP 723 CIVIL ENGINEERING AND CONTRACTORS' PLANT AND EQUIPMENT	2,340,000	-	2,340,000
GRP 728 OTHER MACHINERY AND EQUIPMENT SPECIALIZED FOR PARTICULAR INDUSTRIES, AND PARTS THEREOF, N.E.S.	4,640	-	4,640
GRP 778 ELECTRICAL MACHINERY AND APPARATUS, N.E.S.	2,560	-	2,560
GRP 781 MOTOR CARS AND OTHER MOTOR VEHICLES FOR THE TRANSPORT OF PERSONS	140,000	-	140,000

TABLE 8 (MODIFIED)

SABAH (FINAL)

FOREIGN TRADE : COUNTRY WITH GROUP / DIVISION & SECTION TOTALS

GROUP / DIV / SECT	EXPORT & RE EXPORTS	IMPORTS	RE EXPORTS	
	RM FOB JAN - DEC 2021	RM CIF JAN - DEC 2021	RM FOB JAN - DEC 2021	
GRP 782	MOTOR VEHICLES FOR THE TRANSPORT OF GOODS AND SPECIAL PURPOSE MOTOR VEHICLES	1,265,000	-	1,265,000
GRP 783	ROAD MOTOR VEHICLES, N.E.S	180,000	-	180,000
GRP 786	TRAILERS AND SEMI-TRAILERS; OTHER VEHICLES, NOT MECHANICALLY PROPELLED; SPECIALLY DESIGNED AND EQUIPPED TRANSPORT CONTAINERS	215,000	-	215,000
GRP 931	SPECIAL TRANSACTIONS AND COMMODITIES	10,801	2,785	10,801
DIV 22	OIL SEEDS AND OLEAGINOUS FRUITS	-	649,605	-
DIV 24	CORK AND WOOD	-	378,097	-
DIV 33	PETROLEUM, PETROLEUM PRODUCTS AND RELATED MATERIALS	67,823,237	-	-
DIV 55	ESSENTIAL OILS AND RESINOIDS AND PERFUME MATERIALS; TOILET, POLISHING AND CLEANSING PREPARATIONS	4,071	-	4,071
DIV 69	MANUFACTURES OF METAL, N.E.S.	40,000	-	40,000
DIV 72	MACHINERY SPECIALIZED FOR PARTICULAR INDUSTRIES	2,344,640	-	2,344,640
DIV 77	ELECTRICAL MACHINERY, APPARATUS AND APPLIANCES, N.E.S. AND ELECTRICAL PARTS THEREOF	2,560	-	2,560
DIV 78	ROAD VEHICLES (INCLUDING AIR - CUSHION VEHICLES)	1,800,000	-	1,800,000
DIV 93	SPECIAL TRANSACTIONS AND COMMODITIES	10,801	2,785	10,801
SECT 2	CRUDE MATERIALS, INEDIABLE	-	1,027,702	-
SECT 3	MINERAL FUELS, LUBRICANTS, ETC.	67,823,237	-	-
SECT 5	CHEMICALS	4,071	-	4,071
SECT 6	MANUFACTURED GOODS	40,000	-	40,000
SECT 7	MACHINERY & TRANSPORT EQUIPMENT	4,147,200	-	4,147,200
SECT 9	MISCELLANEOUS TRANSACTIONS AND COMMODITIES	10,801	2,785	10,801
	TOTAL - PAPUA NEW GUINEA	72,025,309	1,030,487	4,202,072
... PARAGUAY				
GRP 931	SPECIAL TRANSACTIONS AND COMMODITIES	-	1,108	-
DIV 93	SPECIAL TRANSACTIONS AND COMMODITIES	-	1,108	-
SECT 9	MISCELLANEOUS TRANSACTIONS AND COMMODITIES	-	1,108	-
	TOTAL - PARAGUAY	-	1,108	-
... PERU				
GRP 057	FRUITS AND NUTS (NOT INCLUDING OIL FRESH OR DRIED)	-	606,953	-
GRP 272	FERTILIZERS, CRUDE	-	9,480,900	-
GRP 278	OTHER CRUDE MINERALS	-	497,665	-
GRP 658	MADE-UP ARTICLES, WHOLLY OR CHIEFLY OF TEXTILE MATERIALS, N.E.S.	-	48,108	-
GRP 663	MINERAL MANUFACTURES, N.E.S.	-	2,615	-
GRP 666	POTTERY	-	3,358	-

TABLE 8 (MODIFIED)

SABAH (FINAL)

FOREIGN TRADE : COUNTRY WITH GROUP / DIVISION & SECTION TOTALS

GROUP / DIV / SECT	EXPORT & RE EXPORTS		IMPORTS	RE EXPORTS
	RM FOB	RM FOB	RM CIF	RM FOB
	JAN - DEC 2021		JAN - DEC 2021	JAN - DEC 2021
GRP 695	TOOLS FOR USE IN THE HAND OR IN MACHINES	-	3,811	-
GRP 697	HOUSEHOLD EQUIPMENT OF BASE METAL, N.E.S.	-	4,384	-
GRP 778	ELECTRICAL MACHINERY AND APPARATUS, N.E.S.	-	3,286	-
GRP 848	ARTICLES OF APPAREL AND CLOTHING ACCESSORIES OF OTHER THAN TEXTILE FABRICS, HEADGEAR OF ALL MATERIALS	-	5,949	-
GRP 874	MEASURING, CHECKING, ANALYSING AND CONTROLLING INSTRUMENTS AND APPARATUS N.E.S.	-	5,513	-
GRP 893	ARTICLES, N.E.S OF PLASTICS	-	10,185	-
GRP 899	MISCELLANEOUS MANUFACTURED ARTICLES, N.E.S.	-	6,827	-
GRP 931	SPECIAL TRANSACTIONS AND COMMODITIES	-	18,441	-
DIV 05	VEGETABLES AND FRUITS	-	606,953	-
DIV 27	CRUDE FERTILIZERS AND CRUDE MINERALS (EXCLUDING COAL, PETROLEUM AND PRECIOUS STONES)	-	9,978,565	-
DIV 65	TEXTILE YARN, FABRICS, MADE-UP ARICLES, N.E.S. AND RELATED PRODUCTS	-	48,108	-
DIV 66	NON-METALLIC MINERAL MANUFACTURES N.E.S.	-	5,973	-
DIV 69	MANUFACTURES OF METAL, N.E.S.	-	8,195	-
DIV 77	ELECTRICAL MACHINERY, APPARATUS AND APPLIANCES, N.E.S. AND ELECTRICAL PARTS THEREOF	-	3,286	-
DIV 84	ARTICLES OF APPAREL AND CLOTHING ACCESSORIES	-	5,949	-
DIV 87	PROFESSIONAL, SCIENTIFIC AND CONTROLLING INSTRUMENTS AND APPARATUS, N.E.S.	-	5,513	-
DIV 89	MISCELLANEOUS MANUFACTURED ARTICLES, N.E.S.	-	17,012	-
DIV 93	SPECIAL TRANSACTIONS AND COMMODITIES	-	18,441	-
SECT 0	FOOD AND LIVE ANIMALS	-	606,953	-
SECT 2	CRUDE MATERIALS, INEDIABLE	-	9,978,565	-
SECT 6	MANUFACTURED GOODS	-	62,276	-
SECT 7	MACHINERY & TRANSPORT EQUIPMENT	-	3,286	-
SECT 8	MISCELLANEOUS MANUFACTURED ARTICLES	-	28,474	-
SECT 9	MISCELLANEOUS TRANSACTIONS AND COMMODITIES	-	18,441	-
	TOTAL - PERU	-	10,697,995	-
--- PHILIPPINES				
GRP 017	MEAT AND EDIBLE MEAT OFFAL, PREPARED OR PRESERVED, N.E.S.	1,139,938	170,942	1,139,938
GRP 022	MILK AND CREAM AND MILK PRODUCTS OTHER THAN BUTTER OR CHEESE	97,664	23,508,625	97,664
GRP 024	CHEESE AND CURD	-	3,820	-
GRP 034	FISH, FRESH(LIVE OR DEAD), CHILLED OR FROZEN	862,391	1,150	-
GRP 035	FISH, DRIED, SALTED OR IN BRINE; SMOKED FISH	179,855	-	-
GRP 036	CRUSTACEANS AND MOLLUSCS, FRESH, CHILLED, FROZEN, SALTED OR IN BRINE OR DRIED	520,482	11,211	-
GRP 037	FISH, CRUSTACEANS AND MOLLUSCS PREPARED OR PRESERVED, N.E.S.	675,948	8,990,819	209,292

TABLE 8 (MODIFIED)

SABAH (FINAL)

FOREIGN TRADE : COUNTRY WITH GROUP / DIVISION & SECTION TOTALS

GROUP / DIV / SECT	EXPORT & RE EXPORTS		IMPORTS	RE EXPORTS
	RM FOB	RM CIF	RM CIF	RM FOB
	JAN - DEC 2021	JAN - DEC 2021	JAN - DEC 2021	JAN - DEC 2021
GRP 044	MAIZE (NOT INCLUDING SWEET CORN), UNMILLED	-	80,383	-
GRP 046	MEAL AND FLOUR OF WHEAT AND FLOUR OF MESLIN	318,754	-	-
GRP 047	OTHER CEREAL MEALS AND FLOURS	370,675	-	370,675
GRP 048	CEREAL PREPARATIONS AND PREPARATION OF FLOUR OR STARCH OF FRUITS OR VEGETABLES	21,936,004	13,288,663	10,489,282
GRP 054	VEGETABLES, FRESH, CHILLED, FROZEN OR SIMPLY PRESERVED	24,520	-	3,520
GRP 056	VEGETABLES, ROOT AND TUBERS, PREPARED OR PRESERVED, N.E.S.	34,372	9,275	34,372
GRP 057	FRUITS AND NUTS (NOT INCLUDING OIL NUTS), FRESH OR DRIED	38,320	22,167	36,990
GRP 058	FRUITS, PRESERVED, AND FRUIT PREPARATIONS (EXCLUDING FRUIT JUICES)	37,750	459,814	37,750
GRP 059	FRUIT JUICES (INCLUDING GRAPE MUST) & VEGETABLE JUICES, UNFERMENTED & NOT CONTAINING ADDED SPIRIT, WHETHER / NOT CONTAINING ADDED SUGAR OR OTHER SWEETENING MATTER	-	72,350	-
GRP 061	SUGARS, MOLASSES AND HONEY	9,026	-	9,026
GRP 062	SUGAR CONFECTIONERY	588,896	404,063	588,896
GRP 071	COFFEE AND COFFEE SUBSTITUTES	5,357,949	7,082	4,090,055
GRP 072	COCOA	-	2,387	-
GRP 073	CHOCOLATE AND OTHER FOOD PREPARATIONS CONTAINING COCOA, N.E.S	1,884,654	51,670	1,882,202
GRP 074	TEA AND MATE	2,270,018	5,729	2,102,962
GRP 075	SPICES	798,183	-	798,183
GRP 081	FEEDING STUFF FOR ANIMALS (NOT INCLUDING UNMILLED CEREALS)	-	5,800	-
GRP 091	MARGARINE AND SHORTENING	-	1,440	-
GRP 098	EDIBLE PRODUCTS AND PREPARATIONS, N.E.S.	34,198,218	24,622,139	30,350,994
GRP 111	NON-ALCOHOLIC BEVERAGES, N.E.S.	254,725	40,474	78,524
GRP 112	ALCOHOLIC BEVERAGES	1,307,725	63,913	1,307,725
GRP 122	TOBACCO, MANUFACTURED (WHETHER OR NOT CONTAINING TOBACCO SUBSTITUTES)	-	2,209,311	-
GRP 248	WOOD, SIMPLY WORKED, AND RAILWAY SLEEPERS OF WOOD	4,626,978	-	-
GRP 269	WORN CLOTHING AND OTHER WORN TEXTILE ARTICLES ;RAGS	241,520	430,458	170,280
GRP 273	STONE, SAND AND GRAVEL	-	19,428	-
GRP 278	OTHER CRUDE MINERALS	12,820	-	4,000
GRP 292	CRUDE VEGETABLE MATERIALS, N.E.S.	660	29,164	660
GRP 322	BRIGUETTES, LIGNITE AND PEAT	-	196,512	-
GRP 334	PETROLEUM PRODUCTS, REFINED	203,712	2,187,710	203,712
GRP 422	OTHER FIXED VEGETABLE OILS, FLUID OR SOLID, CRUDE, REFINED OR PURIFIED	2,191,976,714	-	-
GRP 431	ANIMAL OR VEGETABLE OILS AND FATS, PROCESSED, AND WAXES OF ANIMAL OR VEGETABLE ORIGIN	22,838,714	-	-
GRP 512	ALCOHOLS, PHENOLS, PHENOL-ALCOHOLS, AND THEIR DERIVATIVES	135,668,418	-	-
GRP 514	NITROGEN-FUNCTION COMPOUNDS	3,000	-	3,000

TABLE 8 (MODIFIED)

SABAH (FINAL)

FOREIGN TRADE : COUNTRY WITH GROUP / DIVISION & SECTION TOTALS

GROUP / DIV / SECT	EXPORT & RE EXPORTS		IMPORTS	RE EXPORTS
	RM FOB	RM FOB	RM CIF	RM FOB
	JAN - DEC 2021		JAN - DEC 2021	JAN - DEC 2021
GRP 523	METALLIC SALTS AND PEROXYSALTS, OF INORGANIC ACIDS	10,022	-	10,022
GRP 532	DYEING AND TANNING EXTRACTS, AND SYNTHETIC TANNING MATERIALS	-	2,700	-
GRP 533	PIGMENTS, PAINTS, VARNISHES AND RELATED MATERIALS	39,892	12,980	39,892
GRP 542	MEDICAMENTS (INCLUDING VETERINARY MEDICAMENTS)	111,800	2,282	109,524
GRP 551	ESSENTIAL OILS, PERFUME AND FLAVOUR MATERIALS	12,893	-	2,693
GRP 553	PERFUMERY, COSMETICS AND TOILET PREPARATIONS	287,735	6,360,073	287,735
GRP 554	SOAP, CLEANSING AND POLISHING PREPARATIONS	1,254,888	451,522	1,228,030
GRP 562	FERTILIZERS, MANUFACTURED	274,615,777	14,976	-
GRP 575	OTHER PLASTICS, IN PRIMARY FORMS	6,107,617	-	-
GRP 581	TUBES, PIPES AND HOSES OF PLASTICS	3,800	-	3,800
GRP 583	MONOFILAMENT, RODS, STICKS AND PROFILE SHAPES, OF PLASTICS	2,400	-	2,400
GRP 591	DISINFECTANTS, INSECTICIDES, FUNGICIDES, WEED KILLERS, ANTI-SPROUTING PRODUCTS, ETC.	206,977	690,806	200,677
GRP 592	STARCHES, INULIN AND WHEAT GLUTEN; ALBUMINOIDAL SUBSTANCES; GLUES	2,746,175	3,301,274	30,376
GRP 597	PREPARED ADDITIVES FOR MINERAL OILS; LUBRICATING PREPARATIONS	-	3,417,170	-
GRP 598	MISCELLANEOUS CHEMICAL PRODUCTS, N.E.S.	2,745	-	2,745
GRP 621	MATERIALS OF RUBBER	6,842	-	6,842
GRP 625	RUBBER TYRES, INTERCHANGEABLE TRYE TREADS, INNER TUBES AND TYRE FLABS	15,900	-	15,900
GRP 629	ARTICLES OF RUBBER, N.E.S	52,785	-	52,785
GRP 634	VENEERS, PLYWOOD, PARTICLE BOARD, AND OTHER WOOD, WORKED, N.E.S.	19,085,021	-	-
GRP 635	WOOD MANUFACTURES, N.E.S.	2,528	-	2,528
GRP 642	PAPER AND PAPERBOARD, CUT TO SIZE OR SHAPE, AND ARTICLES OF PAPER OR PAPERBOARD	6,805	100,552	2,393
GRP 652	COTTON FABRIC, WOVEN (EXCL. NARROW OR SPECIAL FABRICS)	24,750	-	24,750
GRP 657	SPECIAL YARNS, TEXTILE FABRICS AND RELATED PRODUCTS	72,950	-	72,950
GRP 658	MADE-UP ARTICLES, WHOLLY OR CHIEFLY OF TEXTILE MATERIALS, N.E.S.	12,570	4,762	12,570
GRP 659	FLOOR COVERINGS, ETC.	23,750	-	23,750
GRP 661	LIME, CEMENT, AND FABRICATED CONSTRUCTION MATERIALS (EXCEPT GLASS AND CLAY MATERIALS)	-	92,234	-
GRP 663	MINERAL MANUFACTURES, N.E.S.	5,043	-	5,043
GRP 665	GLASSWARE	836,265	-	836,265
GRP 671	PIG IRON, SPIEGELEISEN, SPONGE IRON, IRON OR STEEL GRANULES AND POWDERS AND FERRO- ALLOYS	-	539,175	-
GRP 679	TUBES, PIPES AND HOLLOW PROFILES, AND TUBES OR PIPE FITTINGS, OF IRON OR STEEL	33,643,756	-	18,856,436
GRP 686	ZINC (INCLUDING ALLOYS)	5,400	-	5,400
GRP 692	METAL CONTAINERS FOR STORAGE OR TRANSPORT	41,850	-	41,850
GRP 693	WIRE PRODUCTS (EXCLUDING INSULATED ELECTRICAL WIRING) AND FENCING GRILLS	2,417	-	2,417
GRP 694	NAILS, SCREWS, NUTS, BOLTS, RIVETS AND THE LIKE, OF IRON, STEEL, COPPER OR ALUMINIUM	68,010	-	68,010

TABLE 8 (MODIFIED)

SABAH (FINAL)

FOREIGN TRADE : COUNTRY WITH GROUP / DIVISION & SECTION TOTALS

GROUP / DIV / SECT	EXPORT & RE EXPORTS		IMPORTS	RE EXPORTS
	RM FOB	RM CIF	RM FOB	RM FOB
	JAN - DEC 2021	JAN - DEC 2021	JAN - DEC 2021	JAN - DEC 2021
GRP 695 TOOLS FOR USE IN THE HAND OR IN MACHINES	36,296	-		36,296
GRP 697 HOUSEHOLD EQUIPMENT OF BASE METAL, N.E.S.	24,545	9,130		24,545
GRP 699 MANUFACTURES OF BASE METAL, N.E.S.	44,808	115,451		44,808
GRP 713 INTERNAL COMBUSTION PISTON ENGINES, AND PARTS THEREOF, N.E.S.	212,050	-		212,050
GRP 721 AGRICULTURAL MACHINERY (EXCLUDING TRACTORS) AND PARTS THEREOF	3,000	-		3,000
GRP 728 OTHER MACHINERY AND EQUIPMENT SPECIALIZED FOR PARTICULAR INDUSTRIES, AND PARTS THEREOF, N.E.S.	67,279	-		67,279
GRP 731 MACHINE-TOOLS WORKING BY REMOVING METAL OR OTHER MATERIAL	36,126	-		36,126
GRP 742 PUMPS FOR LIQUIDS, LIQUID ELEVATORS AND PARTS	8,420	-		8,420
GRP 743 PUMPS (OTHER THAN PUMPS FOR LIQUIDS) AND COMPRESSORS AND FANS; CENTRIFUGES; FILTERING OR PURIFYING APPARATUS	-	127,499		-
GRP 744 MECHANICAL HANDLING EQUIPMENT, AND PARTS THEREOF, N.E.S.	37,400	-		37,400
GRP 745 OTHER NON-ELECTRICAL MACHINERY, TOOLS AND MECHANICAL APPARATUS, AND PARTS THEREOF, N.E.S.	10,000	-		10,000
GRP 747 TAPS, COCKS, VALVES AND SIMILAR APPLIANCE	250,944	-		250,944
GRP 748 TRANSMISSION SHAFTS AND CRANKS; BEARING HOUSINGS AND PARTS THEREOF	27,332	-		27,332
GRP 749 NON-ELECTRIC PARTS AND ACCESSORIES OF MACHINERY, N.E.S.	-	6,430		-
GRP 751 OFFICE MACHINES	-	9,722		-
GRP 752 AUTOMATIC DATA PROCESSING MACHINES AND UNITS THEREOF	35,268	-		35,268
GRP 763 SOUND RECORDERS OR REPRODUCERS; TELEVISION IMAGE AND SOUND RECORDERS OR REPRODUCERS;	440	-		440
GRP 764 TELECOMMUNICATIONS EQUIPMENTS, N.E.S.; THEIR PARTS, AND ACCESSORIES USED IN DIVISION 76	3,999	-		3,999
GRP 771 ELECTRIC POWER MACHINERY (OTHER THAN ROTATING ELECTRIC PLANT), AND PARTS THEREOF	-	106,753		-
GRP 772 ELECTRICAL APPARATUS, RESISTOR, SWITCHBOARD AND CONTROL PANELS N.E.S., AND PARTS N.E.S.	82,322	5,744		82,322
GRP 773 EQUIPMENT FOR DISTRIBUTING ELECTRICITY, N.E.S.	7,126	-		7,126
GRP 776 THERMIONIC VALVES AND TUBES; PHOTOCELLS; ETC., AND PARTS THEREOF, N.E.S.	8,876	-		8,876
GRP 778 ELECTRICAL MACHINERY AND APPARATUS, N.E.S.	5,333	-		5,333
GRP 784 PARTS AND ACCESSORIES, OF THE MOTOR VEHICLES FALLING WITHIN GROUP 722, 781, 782 OR 783	3,612	9,540		3,612
GRP 786 TRAILERS AND SEMI-TRAILERS; OTHER VEHICLES, NOT MECHANICALLY PROPELLED; SPECIALLY DESIGNED AND EQUIPPED TRANSPORT CONTAINERS	29,400	-		29,400
GRP 793 SHIPS, BOATS (INCLUDING HOVERCRAFT) AND FLOATING STRUCTURES	60,000	-		60,000
GRP 811 PREFABRICATED BUILDINGS	7,500	-		7,500
GRP 821 FURNITURE AND PARTS THEREOF	170,745	2,500		165,355
GRP 831 TRAVEL GOODS, HANDBAGS AND SIMILAR CONTAINERS	3,836	18,994		-
GRP 841 MEN'S OR BOYS' COATS, CAPES, JACKETS, SUITS, BLAZERS, TROUSERS, UNDERWEAR, ETC., OF TEXTILE FABRICS, NOT KNITTED OR CROCHETED	-	2,185		-
GRP 842 WOMEN'S AND GIRLS' COATS, CAPES, JACKETS, SUITS, BLAZERS, TROUSERS, SHORTS AND SIMILAR ARTICLES OF TEXTILE FABRICS, NOT KNITTED OR CROCHETED	-	5,400		-
GRP 844 WOMEN'S AND GIRLS' COATS, CAPES, JACKETS, SUITS, BLAZERS, TROUSERS, SHORTS AND SIMILAR ARTICLES OF TEXTILE FABRICS, KNITTED OR CROCHETED	28,000	23,392		28,000

TABLE 8 (MODIFIED)

SABAH (FINAL)

FOREIGN TRADE : COUNTRY WITH GROUP / DIVISION & SECTION TOTALS

GROUP / DIV / SECT	EXPORT & RE EXPORTS		IMPORTS	RE EXPORTS
	RM FOB	RM FOB	RM CIF	RM FOB
	JAN - DEC 2021		JAN - DEC 2021	JAN - DEC 2021
GRP 845	ARTICLES OF APPAREL, OF TEXTILE FABRICS, WHETHER OR NOT KNITTED OR CROCHETED, N.E.S.	276,175	6,336	276,175
GRP 846	CLOTHING ACCESSORIES, OF TEXTILE FABRICS, WHETHER OR NOT KNITTED OR CROCHETED	10,750	6,732	10,750
GRP 848	ARTICLES OF APPAREL AND CLOTHING ACCESSORIES OF OTHER THAN TEXTILE FABRICS, HEADGEAR OF ALL MATERIALS	9,000	-	9,000
GRP 851	FOOTWEAR	-	55,741	-
GRP 874	MEASURING, CHECKING, ANALYSING AND CONTROLLING INSTRUMENTS AND APPARATUS N.E.S.	50,306	-	50,306
GRP 884	OPTICAL GOODS, N.E.S.	-	23,500	-
GRP 885	WATCHES AND CLOCKS	-	3,780	-
GRP 892	PRINTED MATTER	14,800	24,146	11,840
GRP 893	ARTICLES, N.E.S OF PLASTICS	3,171,877	7,113	668,750
GRP 894	BABY CARRIAGES, TOYS, GAMES AND SPORTING GOODS	36,269	-	36,269
GRP 899	MISCELLANEOUS MANUFACTURED ARTICLES, N.E.S.	289,027	-	248,662
GRP 931	SPECIAL TRANSACTIONS AND COMMODITIES	914,731	473,545	864,907
DIV 01	MEAT AND MEAT PREPARATIONS	1,139,938	170,942	1,139,938
DIV 02	DAIRY PRODUCT AND BIRDS EGGS	97,664	23,512,445	97,664
DIV 03	FISH, CRUSTACEANS AND MOLLUSCS, AND PREPARATIONS THEREOF	2,238,676	9,003,180	209,292
DIV 04	CEREALS AND CEREAL PREPARATIONS	22,625,433	13,369,046	10,859,957
DIV 05	VEGETABLES AND FRUITS	134,962	563,606	112,632
DIV 06	SUGARS, SUGAR PREPARATIONS AND HONEY	597,922	404,063	597,922
DIV 07	COFFEE, TEA, COCOA, SPICES, AND MANUFACTURES THEREOF	10,310,804	66,868	8,873,402
DIV 08	FEEDING STUFF FOR ANIMALS (NOT INCLUDING UNMILLED CEREALS)	-	5,800	-
DIV 09	MISCELLANEOUS EDIBLE PRODUCTS AND PREPARATIONS	34,198,218	24,623,579	30,350,994
DIV 11	BEVERAGES	1,562,450	104,387	1,386,249
DIV 12	TOBACCO AND TOBACCO MANUFACTURES THEREOF	-	2,209,311	-
DIV 24	CORK AND WOOD	4,626,978	-	-
DIV 26	TEXTILE FIBRES (OTHER THAN WOOL TOPS) AND THEIR WASTES (NOT MANUFACTURED INTO YARN OR FABRICS)	241,520	430,458	170,280
DIV 27	CRUDE FERTILIZERS AND CRUDE MINERALS (EXCLUDING COAL, PETROLEUM AND PRECIOUS STONES)	12,820	19,428	4,000
DIV 29	CRUDE ANIMAL AND VEGETABLE MATERIALS, N.E.S.	660	29,164	660
DIV 32	COAL, COKE AND BRIQUETTES	-	196,512	-
DIV 33	PETROLEUM, PETROLEUM PRODUCTS AND RELATED MATERIALS	203,712	2,187,710	203,712
DIV 42	FIXED VEGETABLE OILS AND FATS, CRUDE, REFINED OR FRACTIONATED	2,191,976,714	-	-
DIV 43	ANIMAL OR VEGETABLE OILS AND FATS, PROCESSED, AND WAXES OF ANIMAL OR VEGETABLE ORIGIN	22,838,714	-	-
DIV 51	ORGANIC CHEMICALS	135,671,418	-	3,000
DIV 52	INORGANIC CHEMICALS	10,022	-	10,022

TABLE 8 (MODIFIED)

SABAH (FINAL)

FOREIGN TRADE : COUNTRY WITH GROUP / DIVISION & SECTION TOTALS

GROUP / DIV / SECT		EXPORT & RE EXPORTS	IMPORTS	RE EXPORTS
		RM FOB JAN - DEC 2021	RM CIF JAN - DEC 2021	RM FOB JAN - DEC 2021
DIV 53	DYEING, TANNING AND COLOURING MATERIALS	39,892	15,680	39,892
DIV 54	MEDICINAL AND PHARMACEUTICAL PRODUCTS	111,800	2,282	109,524
DIV 55	ESSENTIAL OILS AND RESINOIDS AND PERFUME MATERIALS; TOILET, POLISHING AND CLEANSING PREPARATIONS	1,555,516	6,811,595	1,518,458
DIV 56	FERTILIZERS, MANUFACTURED	274,615,777	14,976	-
DIV 57	PLASTICS IN PRIMARY FORMS	6,107,617	-	-
DIV 58	PLASTICS IN NON-PRIMARY FORMS	6,200	-	6,200
DIV 59	CHEMICAL MATERIALS AND PRODUCTS, N.E.S.	2,955,897	7,409,250	233,798
DIV 62	RUBBER MANUFACTURES, N.E.S.	75,527	-	75,527
DIV 63	CORK AND WOOD MANUFACTURES (EXCLUDING FURNITURE)	19,087,549	-	2,528
DIV 64	PAPER, PAPERBOARD, AND ARTICLES OF PAPER PULP, OF PAPER OR PAPERBOARD	6,805	100,552	2,393
DIV 65	TEXTILE YARN, FABRICS, MADE-UP ARICLES, N.E.S. AND RELATED PRODUCTS	134,020	4,762	134,020
DIV 66	NON-METALLIC MINERAL MANUFACTURES N.E.S.	841,308	92,234	841,308
DIV 67	IRON AND STEEL	33,643,756	539,175	18,856,436
DIV 68	NON-FERROUS METALS	5,400	-	5,400
DIV 69	MANUFACTURES OF METAL, N.E.S.	217,926	124,581	217,926
DIV 71	POWER GENERATING MACHINERY AND EQUIPMENT	212,050	-	212,050
DIV 72	MACHINERY SPECIALIZED FOR PARTICULAR INDUSTRIES	70,279	-	70,279
DIV 73	METALWORKING MACHINERY	36,126	-	36,126
DIV 74	GENERAL INDUSTRIAL MACHINERY AND EQUIPMENT, N.E.S. AND MACHINE PARTS, N.E.S.	334,096	133,929	334,096
DIV 75	OFFICE MACHINES AND AUTOMATIC DATA PROCESSING EQUIPMENT	35,268	9,722	35,268
DIV 76	TELECOMMUNICATIONS AND SOUND RECORDING AND REPRODUCING APPARATUS AND EQUIPMENT	4,439	-	4,439
DIV 77	ELECTRICAL MACHINERY, APPARATUS AND APPLIANCES, N.E.S. AND ELECTRICAL PARTS THEREOF	103,657	112,497	103,657
DIV 78	ROAD VEHICLES (INCLUDING AIR - CUSHION VEHICLES)	33,012	9,540	33,012
DIV 79	OTHERS TRANSPORT EQUIPMENT	60,000	-	60,000
DIV 81	PREFABRICATED BUILDINGS, SANITARY, PLUMBING, HEATING AND LIGHTING FIXTURES AND FITTINGS, N.E.S.	7,500	-	7,500
DIV 82	FURNITURE AND PARTS THEREOF	170,745	2,500	165,355
DIV 83	TRAVEL GOODS, HANDBAGS AND SIMILAR CONTAINERS	3,836	18,994	-
DIV 84	ARTICLES OF APPAREL AND CLOTHING ACCESSORIES	323,925	44,045	323,925
DIV 85	FOOTWEAR	-	55,741	-
DIV 87	PROFESSIONAL, SCIENTIFIC AND CONTROLLING INSTRUMENTS AND APPARATUS, N.E.S.	50,306	-	50,306
DIV 88	PHOTOGRAPHIC APPARATUS, EQUIPMENT AND SUPPLIED AND OPTICAL GOODS, N.E.S., WATCHES AND CLOCKS	-	27,280	-
DIV 89	MISCELLANEOUS MANUFACTURED ARTICLES, N.E.S.	3,511,973	31,259	965,521
DIV 93	SPECIAL TRANSACTIONS AND COMMODITIES	914,731	473,545	864,907
SECT 0	FOOD AND LIVE ANIMALS	71,343,617	71,719,529	52,241,801

TABLE 8 (MODIFIED)

SABAH (FINAL)

FOREIGN TRADE : COUNTRY WITH GROUP / DIVISION & SECTION TOTALS

GROUP / DIV / SECT	EXPORT & RE EXPORTS		IMPORTS	RE EXPORTS
	RM FOB	RM CIF	RM CIF	RM FOB
	JAN - DEC 2021		JAN - DEC 2021	JAN - DEC 2021
SECT 1	BEVERAGES AND TOBACCO	1,562,450	2,313,698	1,386,249
SECT 2	CRUDE MATERIALS, INEDIABLE	4,881,978	479,050	174,940
SECT 3	MINERAL FUELS, LUBRICANTS, ETC.	203,712	2,384,222	203,712
SECT 4	ANIMAL AND VEGETABLE OILS AND FATS	2,214,815,428	-	-
SECT 5	CHEMICALS	421,074,139	14,253,783	1,920,894
SECT 6	MANUFACTURED GOODS	54,012,291	861,304	20,135,538
SECT 7	MACHINERY & TRANSPORT EQUIPMENT	888,927	265,688	888,927
SECT 8	MISCELLANEOUS MANUFACTURED ARTICLES	4,068,285	179,819	1,512,607
SECT 9	MISCELLANEOUS TRANSACTIONS AND COMMODITIES	914,731	473,545	864,907
	TOTAL - PHILIPPINES	2,773,765,558	92,930,638	79,329,575
... POLAND				
GRP 022	MILK AND CREAM AND MILK PRODUCTS OTHER THAN BUTTER OR CHEESE	-	145,749	-
GRP 024	CHEESE AND CURD	-	1,126,227	-
GRP 048	CEREAL PREPARATIONS AND PREPARATION OF FLOUR OR STARCH OF FRUITS OR VEGETABLES	-	111,595	-
GRP 054	VEGETABLES, FRESH, CHILLED, FROZEN OR SIMPLY PRESERVED	-	8,195,567	-
GRP 058	FRUITS, PRESERVED, AND FRUIT PREPARATIONS (EXCLUDING FRUIT JUICES)	-	79,801	-
GRP 073	CHOCOLATE AND OTHER FOOD PREPARATIONS CONTAINING COCOA, N.E.S	-	1,310,665	-
GRP 112	ALCOHOLIC BEVERAGES	-	8,148	-
GRP 248	WOOD, SIMPLY WORKED, AND RAILWAY SLEEPERS OF WOOD	169,718	-	-
GRP 291	CRUDE ANIMAL MATERIALS, N.E.S.	45,795	-	-
GRP 533	PIGMENTS, PAINTS, VARNISHES AND RELATED MATERIALS	-	2,300	-
GRP 542	MEDICAMENTS (INCLUDING VETERINARY MEDICAMENTS)	-	16,205	-
GRP 553	PERFUMERY, COSMETICS AND TOILET PREPARATIONS	-	1,147,900	-
GRP 592	STARCHES, INULIN AND WHEAT GLUTEN; ALBUMINOIDAL SUBSTANCES; GLUES	-	110,954	-
GRP 625	RUBBER TYRES, INTERCHANGEABLE TRYE TREADS, INNER TUBES AND TYRE FLABS	-	6,096	-
GRP 634	ENEERS, PLYWOOD, PARTICLE BOARD, AND OTHER WOOD, WORKED, N.E.S.	179,263	-	-
GRP 679	TUBES, PIPES AND HOLLOW PROFILES, AND TUBES OR PIPE FITTINGS, OF IRON OR STEEL	-	11,513	-
GRP 694	NAILS, SCREWS, NUTS, BOLTS, RIVETS AND THE LIKE, OF IRON, STEEL, COPPER OR ALUMINIUM	-	35,309	-
GRP 695	TOOLS FOR USE IN THE HAND OR IN MACHINES	-	32,632	-
GRP 699	MANUFACTURES OF BASE METAL, N.E.S.	-	41,044	-
GRP 711	STEAM OR OTHER VAPOUR GENERATING BOILERS, SUPERHEATED WATER BOILERS, AND AUXILIARY PLANT FOR USE THEREWITH; AND PARTS THEREOF	-	10,724	-
GRP 716	ROTATING ELECTRIC PLANT AND PARTS THEREOF, N.E.S.	-	13,874	-
GRP 721	AGRICULTURAL MACHINERY (EXCLUDING TRACTORS) AND PARTS THEREOF	-	21,986	-

TABLE 8 (MODIFIED)

SABAH (FINAL)

FOREIGN TRADE : COUNTRY WITH GROUP / DIVISION & SECTION TOTALS

GROUP / DIV / SECT	EXPORT & RE EXPORTS RM FOB JAN - DEC 2021	IMPORTS RM CIF JAN - DEC 2021	RE EXPORTS RM FOB JAN - DEC 2021
GRP 723 CIVIL ENGINEERING AND CONTRACTORS' PLANT AND EQUIPMENT	-	294,943	-
GRP 728 OTHER MACHINERY AND EQUIPMENT SPECIALIZED FOR PARTICULAR INDUSTRIES, AND PARTS THEREOF, N.E.S.	-	12,954	-
GRP 742 PUMPS FOR LIQUIDS, LIQUID ELEVATORS AND PARTS	-	16,586	-
GRP 743 PUMPS (OTHER THAN PUMPS FOR LIQUIDS) AND COMPRESSORS AND FANS; CENTRIFUGES; FILTERING OR PURIFYING APPARATUS	-	11,875	-
GRP 744 MECHANICAL HANDLING EQUIPMENT, AND PARTS THEREOF, N.E.S.	-	167,328	-
GRP 745 OTHER NON-ELECTRICAL MACHINERY, TOOLS AND MECHANICAL APPARATUS, AND PARTS THEREOF, N.E.S.	-	14,358	-
GRP 746 BALL OR ROLLER BEARINGS	-	4,895	-
GRP 747 TAPS, COCKS, VALVES AND SIMILAR APPLIANCE	-	63,778	-
GRP 748 TRANSMISSION SHAFTS AND CRANKS; BEARING HOUSINGS AND PARTS THEREOF	-	50,778	-
GRP 749 NON-ELECTRIC PARTS AND ACCESSORIES OF MACHINERY, N.E.S.	-	15,058	-
GRP 752 AUTOMATIC DATA PROCESSING MACHINES AND UNITS THEREOF	-	134,833	-
GRP 772 ELECTRICAL APPARATUS, RESISTOR, SWITCHBOARD AND CONTROL PANELS N.E.S., AND PARTS N.E.S.	-	78,218	-
GRP 773 EQUIPMENT FOR DISTRIBUTING ELECTRICITY, N.E.S.	-	15,003	-
GRP 778 ELECTRICAL MACHINERY AND APPARATUS, N.E.S.	-	13,888	-
GRP 784 PARTS AND ACCESSORIES, OF THE MOTOR VEHICLES FALLING WITHIN GROUP 722, 781, 782 OR 783	-	9,344	-
GRP 785 MOTORCYCLES, AND CYCLES, MOTORIZED AND NON-MOTORIZED; INVALID CARRIAGES	-	182,572	-
GRP 786 TRAILERS AND SEMI-TRAILERS; OTHER VEHICLES, NOT MECHANICALLY PROPELLED; SPECIALLY DESIGNED AND	-	1,668,627	-
GRP 821 FURNITURE AND PARTS THEREOF	-	12,168	-
GRP 843 MEN'S OR BOYS' COATS, CAPES, JACKETS, SUITS, BLAZERS, TROUSERS, SHORTS AND SIMILAR ARTICLES OF TEXTILE FABRICS, KNITTED OR CROCHETED	2,912	-	2,912
GRP 874 MEASURING, CHECKING, ANALYSING AND CONTROLLING INSTRUMENTS AND APPARATUS N.E.S.	-	63,551	-
GRP 894 BABY CARRIAGES, TOYS, GAMES AND SPORTING GOODS	-	4,112	-
GRP 931 SPECIAL TRANSACTIONS AND COMMODITIES	2,269	150,598	2,269
GRP 961 COIN, EXCEPT GOLD COIN, UNISSUED	-	3,020	-
DIV 02 DAIRY PRODUCT AND BIRDS EGGS	-	1,271,976	-
DIV 04 CEREALS AND CEREAL PREPARATIONS	-	111,595	-
DIV 05 VEGETABLES AND FRUITS	-	8,275,368	-
DIV 07 COFFEE, TEA, COCOA, SPICES, AND MANUFACTURES THEREOF	-	1,310,665	-
DIV 11 BEVERAGES	-	8,148	-
DIV 24 CORK AND WOOD	169,718	-	-
DIV 29 CRUDE ANIMAL AND VEGETABLE MATERIALS, N.E.S.	45,795	-	-
DIV 53 DYEING, TANNING AND COLOURING MATERIALS	-	2,300	-
DIV 54 MEDICINAL AND PHARMACEUTICAL PRODUCTS	-	16,205	-
DIV 55 ESSENTIAL OILS AND RESINOIDS AND PERFUME MATERIALS; TOILET, POLISHING AND CLEANSING PREPARATIONS	-	1,147,900	-

TABLE 8 (MODIFIED)

SABAH (FINAL)

FOREIGN TRADE : COUNTRY WITH GROUP / DIVISION & SECTION TOTALS

GROUP / DIV / SECT	EXPORT & RE EXPORTS RM FOB JAN - DEC 2021	IMPORTS RM CIF JAN - DEC 2021	RE EXPORTS RM FOB JAN - DEC 2021	
DIV 59	CHEMICAL MATERIALS AND PRODUCTS, N.E.S.	-	110,954	-
DIV 62	RUBBER MANUFACTURES, N.E.S.	-	6,096	-
DIV 63	CORK AND WOOD MANUFACTURES (EXCLUDING FURNITURE)	179,263	-	-
DIV 67	IRON AND STEEL	-	11,513	-
DIV 69	MANUFACTURES OF METAL, N.E.S.	-	108,985	-
DIV 71	POWER GENERATING MACHINERY AND EQUIPMENT	-	24,598	-
DIV 72	MACHINERY SPECIALIZED FOR PARTICULAR INDUSTRIES	-	329,883	-
DIV 74	GENERAL INDUSTRIAL MACHINERY AND EQUIPMENT, N.E.S. AND MACHINE PARTS, N.E.S.	-	344,656	-
DIV 75	OFFICE MACHINES AND AUTOMATIC DATA PROCESSING EQUIPMENT	-	134,833	-
DIV 77	ELECTRICAL MACHINERY, APPARATUS AND APPLIANCES, N.E.S. AND ELECTRICAL PARTS THEREOF	-	107,109	-
DIV 78	ROAD VEHICLES (INCLUDING AIR - CUSHION VEHICLES)	-	1,860,543	-
DIV 82	FURNITURE AND PARTS THEREOF	-	12,168	-
DIV 84	ARTICLES OF APPAREL AND CLOTHING ACCESSORIES	2,912	-	2,912
DIV 87	PROFESSIONAL, SCIENTIFIC AND CONTROLLING INSTRUMENTS AND APPARATUS, N.E.S.	-	63,551	-
DIV 89	MISCELLANEOUS MANUFACTURED ARTICLES, N.E.S.	-	4,112	-
DIV 93	SPECIAL TRANSACTIONS AND COMMODITIES	2,269	150,598	2,269
DIV 96	COIN, EXCEPT GOLD COIN, UNISSUED	-	3,020	-
SECT 0	FOOD AND LIVE ANIMALS	-	10,969,604	-
SECT 1	BEVERAGES AND TOBACCO	-	8,148	-
SECT 2	CRUDE MATERIALS, INEDIABLE	215,513	-	-
SECT 5	CHEMICALS	-	1,277,359	-
SECT 6	MANUFACTURED GOODS	179,263	126,594	-
SECT 7	MACHINERY & TRANSPORT EQUIPMENT	-	2,801,622	-
SECT 8	MISCELLANEOUS MANUFACTURED ARTICLES	2,912	79,831	2,912
SECT 9	MISCELLANEOUS TRANSACTIONS AND COMMODITIES	2,269	153,618	2,269
	TOTAL - POLAND	399,957	15,416,776	5,181
... PORTUGAL				
GRP 112	ALCOHOLIC BEVERAGES	-	80,008	-
GRP 562	FERTILIZERS, MANUFACTURED	-	88,247	-
GRP 625	RUBBER TYRES, INTERCHANGEABLE TRYE TREADS, INNER TUBES AND TYRE FLABS	-	2,001	-
GRP 635	WOOD MANUFACTURES, N.E.S.	48,676	-	-
GRP 658	MADE-UP ARTICLES, WHOLLY OR CHIEFLY OF TEXTILE MATERIALS, N.E.S.	2,244	-	2,244
GRP 682	COPPER (INCLUDING ALLOYS)	-	9,114	-
GRP 695	TOOLS FOR USE IN THE HAND OR IN MACHINES	3,636	-	3,636

TABLE 8 (MODIFIED)

SABAH (FINAL)

FOREIGN TRADE : COUNTRY WITH GROUP / DIVISION & SECTION TOTALS

GROUP / DIV / SECT		EXPORT & RE EXPORTS	IMPORTS	RE EXPORTS
		RM FOB JAN - DEC 2021	RM CIF JAN - DEC 2021	RM FOB JAN - DEC 2021
GRP 761	TELEVISION RECEIVERS WITH RADIO-BROADCAST RECEIVERS, SOUND RECORDERS OR REPRODUCERS	4,363	-	4,363
GRP 772	ELECTRICAL APPARATUS, RESISTOR, SWITCHBOARD AND CONTROL PANELS N.E.S., AND PARTS N.E.S.	-	14,597	-
GRP 775	HOUSEHOLD TYPE, ELECTRICAL AND NON- ELECTRICAL EQUIPMENT, N.E.S.	-	6,396	-
GRP 821	FURNITURE AND PARTS THEREOF	52,586	-	52,586
GRP 841	MEN'S OR BOYS' COATS, CAPES, JACKETS, SUITS, BLAZERS, TROUSERS, UNDERWEAR, ETC., OF TEXTILE FABRICS, NOT KNITTED OR CROCHETED	-	12,499	-
GRP 842	WOMEN'S AND GIRLS' COATS, CAPES, JACKETS, SUITS, BLAZERS, TROUSERS, SHORTS AND SIMILAR ARTICLES OF TEXTILE FABRICS, NOT KNITTED OR CROCHETED	2,078	16,188	2,078
GRP 844	WOMEN'S AND GIRLS' COATS, CAPES, JACKETS, SUITS, BLAZERS, TROUSERS, SHORTS AND SIMILAR ARTICLES OF TEXTILE FABRICS, KNITTED OR CROCHETED	-	3,222	-
GRP 845	ARTICLES OF APPAREL, OF TEXTILE FABRICS, WHETHER OR NOT KNITTED OR CROCHETED, N.E.S.	-	128,421	-
GRP 851	FOOTWEAR	-	5,472	-
GRP 874	MEASURING, CHECKING, ANALYSING AND CONTROLLING INSTRUMENTS AND APPARATUS N.E.S.	-	5,284	-
GRP 893	ARTICLES, N.E.S. OF PLASTICS	2,078	-	2,078
GRP 896	WORKS OF ART, COLLECTORS' PIECES AND ANTIQUES	20,567	-	20,567
GRP 931	SPECIAL TRANSACTIONS AND COMMODITIES	6,736	108,422	6,736
DIV 11	BEVERAGES	-	80,008	-
DIV 56	FERTILIZERS, MANUFACTURED	-	88,247	-
DIV 62	RUBBER MANUFACTURES, N.E.S.	-	2,001	-
DIV 63	CORK AND WOOD MANUFACTURES (EXCLUDING FURNITURE)	48,676	-	-
DIV 65	TEXTILE YARN, FABRICS, MADE-UP ARICLES, N.E.S. AND RELATED PRODUCTS	2,244	-	2,244
DIV 68	NON-FERROUS METALS	-	9,114	-
DIV 69	MANUFACTURES OF METAL, N.E.S.	3,636	-	3,636
DIV 76	TELECOMMUNICATIONS AND SOUND RECORDING AND REPRODUCING APPARATUS AND EQUIPMENT	4,363	-	4,363
DIV 77	ELECTRICAL MACHINERY, APPARATUS AND APPLIANCES, N.E.S. AND ELECTRICAL PARTS THEREOF	-	20,993	-
DIV 82	FURNITURE AND PARTS THEREOF	52,586	-	52,586
DIV 84	ARTICLES OF APPAREL AND CLOTHING ACCESSORIES	2,078	160,330	2,078
DIV 85	FOOTWEAR	-	5,472	-
DIV 87	PROFESSIONAL, SCIENTIFIC AND CONTROLLING INSTRUMENTS AND APPARATUS, N.E.S.	-	5,284	-
DIV 89	MISCELLANEOUS MANUFACTURED ARTICLES, N.E.S.	22,645	-	22,645
DIV 93	SPECIAL TRANSACTIONS AND COMMODITIES	6,736	108,422	6,736
SECT 1	BEVERAGES AND TOBACCO	-	80,008	-
SECT 5	CHEMICALS	-	88,247	-
SECT 6	MANUFACTURED GOODS	54,556	11,115	5,880
SECT 7	MACHINERY & TRANSPORT EQUIPMENT	4,363	20,993	4,363

TABLE 8 (MODIFIED)

SABAH (FINAL)

FOREIGN TRADE : COUNTRY WITH GROUP / DIVISION & SECTION TOTALS

GROUP / DIV / SECT	EXPORT & RE EXPORTS RM FOB JAN - DEC 2021	IMPORTS RM CIF JAN - DEC 2021	RE EXPORTS RM FOB JAN - DEC 2021
SECT 8 MISCELLANEOUS MANUFACTURED ARTICLES	77,309	171,086	77,309
SECT 9 MISCELLANEOUS TRANSACTIONS AND COMMODITIES	6,736	108,422	6,736
TOTAL - PORTUGAL	142,964	479,871	94,288
... PUERTO RICO			
GRP 634 VENEERS, PLYWOOD, PARTICLE BOARD, AND OTHER WOOD, WORKED, N.E.S.	326,864	-	-
GRP 931 SPECIAL TRANSACTIONS AND COMMODITIES	20	-	20
DIV 63 CORK AND WOOD MANUFACTURES (EXCLUDING FURNITURE)	326,864	-	-
DIV 93 SPECIAL TRANSACTIONS AND COMMODITIES	20	-	20
SECT 6 MANUFACTURED GOODS	326,864	-	-
SECT 9 MISCELLANEOUS TRANSACTIONS AND COMMODITIES	20	-	20
TOTAL - PUERTO RICO	326,884	-	20
... QATAR			
GRP 515 ORGANO-INORGANIC AND HETEROCYCLIC COMPOUNDS	31,226	-	31,226
GRP 629 ARTICLES OF RUBBER, N.E.S	8,147	-	8,147
GRP 684 ALUMINIUM (INCLUDING ALLOYS)	39,147	-	39,147
GRP 694 NAILS, SCREWS, NUTS, BOLTS, RIVETS AND THE LIKE, OF IRON, STEEL, COPPER OR ALUMINIUM	4,985	-	4,985
GRP 695 TOOLS FOR USE IN THE HAND OR IN MACHINES	693,032	-	693,032
GRP 713 INTERNAL COMBUSTION PISTON ENGINES, AND PARTS THEREOF, N.E.S.	29,628	-	29,628
GRP 723 CIVIL ENGINEERING AND CONTRACTORS' PLANT AND EQUIPMENT	655,656	2,321	655,656
GRP 728 OTHER MACHINERY AND EQUIPMENT SPECIALIZED FOR PARTICULAR INDUSTRIES, AND PARTS THEREOF, N.E.S.	8,813	-	8,813
GRP 735 PARTS, N.E.S AND ACCESSORIES FOR USE WITH MACHINES FALLING WITHIN GRP 731 AND 733	166,630	-	166,630
GRP 744 MECHANICAL HANDLING EQUIPMENT, AND PARTS THEREOF, N.E.S.	112,636	-	112,636
GRP 747 TAPS, COCKS, VALVES AND SIMILAR APPLIANCE	3,422	-	3,422
GRP 749 NON-ELECTRIC PARTS AND ACCESSORIES OF MACHINERY, N.E.S.	28,995	-	28,995
GRP 764 TELECOMMUNICATIONS EQUIPMENTS, N.E.S.; THEIR PARTS, AND ACCESSORIES USED IN DIVISION 76	3,466	-	3,466
GRP 771 ELECTRIC POWER MACHINERY (OTHER THAN ROTATING ELECTRIC PLANT), AND PARTS THEREOF	2,351	-	2,351
GRP 772 ELECTRICAL APPARATUS, RESISTOR, SWITCHBOARD AND CONTROL PANELS N.E.S., AND PARTS N.E.S.	31,019	-	31,019
GRP 773 EQUIPMENT FOR DISTRIBUTING ELECTRICITY, N.E.S.	15,084	-	15,084
GRP 778 ELECTRICAL MACHINERY AND APPARATUS, N.E.S.	3,961	-	3,961
GRP 874 MEASURING, CHECKING, ANALYSING AND CONTROLLING INSTRUMENTS AND APPARATUS N.E.S.	326,093	-	326,093
GRP 931 SPECIAL TRANSACTIONS AND COMMODITIES	12,404	31,459	12,404
DIV 51 ORGANIC CHEMICALS	31,226	-	31,226
DIV 62 RUBBER MANUFACTURES, N.E.S.	8,147	-	8,147

TABLE 8 (MODIFIED)

SABAH (FINAL)

FOREIGN TRADE : COUNTRY WITH GROUP / DIVISION & SECTION TOTALS

GROUP / DIV / SECT	EXPORT & RE EXPORTS		IMPORTS	RE EXPORTS
	RM FOB	RM FOB	RM CIF	RM FOB
	JAN - DEC 2021		JAN - DEC 2021	JAN - DEC 2021
DIV 68	NON-FERROUS METALS	39,147	-	39,147
DIV 69	MANUFACTURES OF METAL, N.E.S.	698,017	-	698,017
DIV 71	POWER GENERATING MACHINERY AND EQUIPMENT	29,628	-	29,628
DIV 72	MACHINERY SPECIALIZED FOR PARTICULAR INDUSTRIES	664,469	2,321	664,469
DIV 73	METALWORKING MACHINERY	166,630	-	166,630
DIV 74	GENERAL INDUSTRIAL MACHINERY AND EQUIPMENT, N.E.S. AND MACHINE PARTS, N.E.S.	145,053	-	145,053
DIV 76	TELECOMMUNICATIONS AND SOUND RECORDING AND REPRODUCING APPARATUS AND EQUIPMENT	3,466	-	3,466
DIV 77	ELECTRICAL MACHINERY, APPARATUS AND APPLIANCES, N.E.S. AND ELECTRICAL PARTS THEREOF	52,415	-	52,415
DIV 87	PROFESSIONAL, SCIENTIFIC AND CONTROLLING INSTRUMENTS AND APPARATUS, N.E.S.	326,093	-	326,093
DIV 93	SPECIAL TRANSACTIONS AND COMMODITIES	12,404	31,459	12,404
SECT 5	CHEMICALS	31,226	-	31,226
SECT 6	MANUFACTURED GOODS	745,311	-	745,311
SECT 7	MACHINERY & TRANSPORT EQUIPMENT	1,061,661	2,321	1,061,661
SECT 8	MISCELLANEOUS MANUFACTURED ARTICLES	326,093	-	326,093
SECT 9	MISCELLANEOUS TRANSACTIONS AND COMMODITIES	12,404	31,459	12,404
	TOTAL - QATAR	2,176,695	33,780	2,176,695
... REUNION ISLANDS				
GRP 695	TOOLS FOR USE IN THE HAND OR IN MACHINES	-	3,902	-
GRP 723	CIVIL ENGINEERING AND CONTRACTORS' PLANT AND EQUIPMENT	-	2,423	-
GRP 745	OTHER NON-ELECTRICAL MACHINERY, TOOLS AND MECHANICAL APPARATUS, AND PARTS THEREOF, N.E.S.	-	4,365	-
GRP 747	TAPS, COCKS, VALVES AND SIMILAR APPLIANCE	-	15,119	-
GRP 931	SPECIAL TRANSACTIONS AND COMMODITIES	-	8,520	-
DIV 69	MANUFACTURES OF METAL, N.E.S.	-	3,902	-
DIV 72	MACHINERY SPECIALIZED FOR PARTICULAR INDUSTRIES	-	2,423	-
DIV 74	GENERAL INDUSTRIAL MACHINERY AND EQUIPMENT, N.E.S. AND MACHINE PARTS, N.E.S.	-	19,484	-
DIV 93	SPECIAL TRANSACTIONS AND COMMODITIES	-	8,520	-
SECT 6	MANUFACTURED GOODS	-	3,902	-
SECT 7	MACHINERY & TRANSPORT EQUIPMENT	-	21,907	-
SECT 9	MISCELLANEOUS TRANSACTIONS AND COMMODITIES	-	8,520	-
	TOTAL - REUNION ISLANDS	-	34,329	-
... ROMANIA				
GRP 112	ALCOHOLIC BEVERAGES	-	2,538	-
GRP 575	OTHER PLASTICS, IN PRIMARY FORMS	-	27,196	-

TABLE 8 (MODIFIED)

SABAH (FINAL)

FOREIGN TRADE : COUNTRY WITH GROUP / DIVISION & SECTION TOTALS

GROUP / DIV / SECT	EXPORT & RE EXPORTS		IMPORTS	RE EXPORTS
	RM FOB	RM CIF	RM CIF	RM FOB
	JAN - DEC 2021	JAN - DEC 2021	JAN - DEC 2021	JAN - DEC 2021
GRP 629 ARTICLES OF RUBBER, N.E.S	-	4,919	-	-
GRP 664 GLASS	-	15,429	-	-
GRP 679 TUBES, PIPES AND HOLLOW PROFILES, AND TUBES OR PIPE FITTINGS, OF IRON OR STEEL	-	242,847	-	-
GRP 694 NAILS, SCREWS, NUTS, BOLTS, RIVETS AND THE LIKE, OF IRON, STEEL, COPPER OR ALUMINIUM	-	2,004	-	-
GRP 714 ENGINES AND MOTORS, NON-ELECTRIC, AND PARTS, N.E.S.	-	7,980	-	-
GRP 723 CIVIL ENGINEERING AND CONTRACTORS' PLANT AND EQUIPMENT	158,934	8,722	158,934	-
GRP 728 OTHER MACHINERY AND EQUIPMENT SPECIALIZED FOR PARTICULAR INDUSTRIES, AND PARTS THEREOF, N.E.S.	-	25,073	-	-
GRP 741 HEATING AND COOLING EQUIPMENT AND PARTS THEREOF, N.E.S.	-	2,511	-	-
GRP 743 PUMPS (OTHER THAN PUMPS FOR LIQUIDS) AND COMPRESSORS AND FANS; CENTRIFUGES; FILTERING OR PURIFYING APPARATUS	-	5,662	-	-
GRP 746 BALL OR ROLLER BEARINGS	-	14,553	-	-
GRP 747 TAPS, COCKS, VALVES AND SIMILAR APPLIANCE	-	3,877	-	-
GRP 748 TRANSMISSION SHAFTS AND CRANKS; BEARING HOUSINGS AND PARTS THEREOF	-	3,020	-	-
GRP 749 NON-ELECTRIC PARTS AND ACCESSORIES OF MACHINERY, N.E.S.	2,055	12,151	2,055	-
GRP 763 SOUND RECORDERS OR REPRODUCERS; TELEVISION IMAGE AND SOUND RECORDERS OR REPRODUCERS; PREPARED UNRECORDED MEDIA	-	2,375	-	-
GRP 771 ELECTRIC POWER MACHINERY (OTHER THAN ROTATING ELECTRIC PLANT), AND PARTS THEREOF	-	22,060	-	-
GRP 772 ELECTRICAL APPARATUS, RESISTOR, SWITHBOARD AND CONTROL PANELS N.E.S., AND PARTS N.E.S.	-	52,772	-	-
GRP 773 EQUIPMENT FOR DISTRIBUTING ELECTRICITY, N.E.S.	-	11,574	-	-
GRP 813 LIGHTING FIXTURES AND FITTINGS, N.E.S.	-	44,507	-	-
GRP 841 MEN'S OR BOYS' COATS, CAPES, JACKETS, SUITS, BLAZERS, TROUSERS, UNDERWEAR, ETC., OF TEXTILE FABRICS, NOT KNITTED OR CROCHETED	-	7,352	-	-
GRP 842 WOMEN'S AND GIRLS' COATS, CAPES, JACKETS, SUITS, BLAZERS, TROUSERS, SHORTS AND SIMILAR ARTICLES OF TEXTILE FABRICS, NOT KNITTED OR CROCHETED	-	12,647	-	-
GRP 845 ARTICLES OF APPAREL, OF TEXTILE FABRICS, WHETHER OR NOT KNITTED OR CROCHETED, N.E.S.	-	10,222	-	-
GRP 851 FOOTWEAR	-	60,205	-	-
GRP 874 MEASURING, CHECKING, ANALYSING AND CONTROLLING INSTRUMENTS AND APPARATUS N.E.S.	24,692	335,752	24,692	-
GRP 931 SPECIAL TRANSACTIONS AND COMMODITIES	-	50,212	-	-
DIV 11 BEVERAGES	-	2,538	-	-
DIV 57 PLASTICS IN PRIMARY FORMS	-	27,196	-	-
DIV 62 RUBBER MANUFACTURES, N.E.S.	-	4,919	-	-
DIV 66 NON-METALLIC MINERAL MANUFACTURES N.E.S.	-	15,429	-	-
DIV 67 IRON AND STEEL	-	242,847	-	-
DIV 69 MANUFACTURES OF METAL, N.E.S.	-	2,004	-	-
DIV 71 POWER GENERATING MACHINERY AND EQUIPMENT	-	7,980	-	-
DIV 72 MACHINERY SPECIALIZED FOR PARTICULAR INDUSTRIES	158,934	33,795	158,934	-

TABLE 8 (MODIFIED)

SABAH (FINAL)

FOREIGN TRADE : COUNTRY WITH GROUP / DIVISION & SECTION TOTALS

GROUP / DIV / SECT	EXPORT & RE EXPORTS RM FOB JAN - DEC 2021	IMPORTS RM CIF JAN - DEC 2021	RE EXPORTS RM FOB JAN - DEC 2021	
DIV 74	GENERAL INDUSTRIAL MACHINERY AND EQUIPMENT, N.E.S. AND MACHINE PARTS, N.E.S.	2,055	41,774	2,055
DIV 76	TELECOMMUNICATIONS AND SOUND RECORDING AND REPRODUCING APPARATUS AND EQUIPMENT	-	2,375	-
DIV 77	ELECTRICAL MACHINERY, APPARATUS AND APPLIANCES, N.E.S. AND ELECTRICAL PARTS THEREOF	-	86,406	-
DIV 81	PREFABRICATED BUILDINGS, SANITARY, PLUMBING, HEATING AND LIGHTING FIXTURES AND FITTINGS, N.E.S.	-	44,507	-
DIV 84	ARTICLES OF APPAREL AND CLOTHING ACCESSORIES	-	30,221	-
DIV 85	FOOTWEAR	-	60,205	-
DIV 87	PROFESSIONAL, SCIENTIFIC AND CONTROLLING INSTRUMENTS AND APPARATUS, N.E.S.	24,692	335,752	24,692
DIV 93	SPECIAL TRANSACTIONS AND COMMODITIES	-	50,212	-
SECT 1	BEVERAGES AND TOBACCO	-	2,538	-
SECT 5	CHEMICALS	-	27,196	-
SECT 6	MANUFACTURED GOODS	-	265,199	-
SECT 7	MACHINERY & TRANSPORT EQUIPMENT	160,989	172,330	160,989
SECT 8	MISCELLANEOUS MANUFACTURED ARTICLES	24,692	470,685	24,692
SECT 9	MISCELLANEOUS TRANSACTIONS AND COMMODITIES	-	50,212	-
	TOTAL - ROMANIA	185,681	988,160	185,681
... RUSSIAN FEDERATION				
GRP 001	LIVE ANIMALS	-	4,197	-
GRP 112	ALCOHOLIC BEVERAGES	-	169,258	-
GRP 334	PETROLEUM PRODUCTS, REFINED	-	136,097	-
GRP 562	FERTILIZERS, MANUFACTURED	-	161,166,007	-
GRP 598	MISCELLANEOUS CHEMICAL PRODUCTS, N.E.S.	-	40,920	-
GRP 629	ARTICLES OF RUBBER, N.E.S.	3,911	4,829	3,911
GRP 634	veneers, PLYWOOD, PARTICLE BOARD, AND OTHER WOOD, WORKED, N.E.S.	-	1,753,480	-
GRP 679	TUBES, PIPES AND HOLLOW PROFILES, AND TUBES OR PIPE FITTINGS, OF IRON OR STEEL	2,902	569,168	2,902
GRP 695	TOOLS FOR USE IN THE HAND OR IN MACHINES	-	760,260	-
GRP 699	MANUFACTURES OF BASE METAL, N.E.S.	13,896	41,524	13,896
GRP 712	STEAM TURBINES AND OTHER VAPOUR TURBINES, AND PARTS THEREOF, N.E.S.	4,865	-	4,865
GRP 716	ROTATING ELECTRIC PLANT AND PARTS THEREOF, N.E.S.	-	361,193	-
GRP 718	OTHER POWER GENERATING MACHINERY AND PARTS THEREOF, N.E.S.	-	429,775	-
GRP 723	CIVIL ENGINEERING AND CONTRACTORS' PLANT AND EQUIPMENT	691,596	171,987	691,596
GRP 728	OTHER MACHINERY AND EQUIPMENT SPECIALIZED FOR PARTICULAR INDUSTRIES, AND PARTS THEREOF, N.E.S.	29,986	783,980	29,986
GRP 741	HEATING AND COOLING EQUIPMENT AND PARTS THEREOF, N.E.S.	85,173	-	85,173
GRP 742	PUMPS FOR LIQUIDS, LIQUID ELEVATORS AND PARTS	22,493	61,961	22,493

TABLE 8 (MODIFIED)

SABAH (FINAL)

FOREIGN TRADE : COUNTRY WITH GROUP / DIVISION & SECTION TOTALS

GROUP / DIV / SECT	EXPORT & RE EXPORTS RM FOB JAN - DEC 2021	IMPORTS RM CIF JAN - DEC 2021	RE EXPORTS RM FOB JAN - DEC 2021
GRP 743 PUMPS (OTHER THAN PUMPS FOR LIQUIDS) AND COMPRESSORS AND FANS; CENTRIFUGES; FILTERING OR PURIFYING APPARATUS	-	79,272	-
GRP 744 MECHANICAL HANDLING EQUIPMENT, AND PARTS THEREOF, N.E.S.	3,142	-	3,142
GRP 745 OTHER NON-ELECTRICAL MACHINERY, TOOLS AND MECHANICAL APPARATUS, AND PARTS THEREOF, N.E.S.	-	4,100	-
GRP 746 BALL OR ROLLER BEARINGS	5,710	-	5,710
GRP 747 TAPS, COCKS, VALVES AND SIMILAR APPLIANCE	49,823	-	49,823
GRP 748 TRANSMISSION SHAFTS AND CRANKS; BEARING HOUSINGS AND PARTS THEREOF	49,191	17,388	49,191
GRP 749 NON-ELECTRIC PARTS AND ACCESSORIES OF MACHINERY, N.E.S.	5,935	-	5,935
GRP 764 TELECOMMUNICATIONS EQUIPMENTS, N.E.S.; THEIR PARTS, AND ACCESSORIES USED IN DIVISION 76	-	5,744	-
GRP 772 ELECTRICAL APPARATUS, RESISTOR, SWITHBOARD AND CONTROL PANELS N.E.S., AND PARTS N.E.S.	21,687	6,783	21,687
GRP 778 ELECTRICAL MACHINERY AND APPARATUS, N.E.S.	3,049	16,158	3,049
GRP 784 PARTS AND ACCESSORIES, OF THE MOTOR VEHICLES FALLING WITHIN GROUP 722, 781, 782 OR 783	-	6,528	-
GRP 874 MEASURING, CHECKING, ANALYSING AND CONTROLLING INSTRUMENTS AND APPARATUS N.E.S.	150,661	215,591	150,661
GRP 893 ARTICLES, N.E.S OF PLASTICS	7,717	-	7,717
GRP 931 SPECIAL TRANSACTIONS AND COMMODITIES	557,065	33,331	557,065
DIV 00 LIVE ANIMALS	-	4,197	-
DIV 11 BEVERAGES	-	169,258	-
DIV 33 PETROLEUM, PETROLEUM PRODUCTS AND RELATED MATERIALS	-	136,097	-
DIV 56 FERTILIZERS, MANUFACTURED	-	161,166,007	-
DIV 59 CHEMICAL MATERIALS AND PRODUCTS, N.E.S.	-	40,920	-
DIV 62 RUBBER MANUFACTURES, N.E.S.	3,911	4,829	3,911
DIV 63 CORK AND WOOD MANUFACTURES (EXCLUDING FURNITURE)	-	1,753,480	-
DIV 67 IRON AND STEEL	2,902	569,168	2,902
DIV 69 MANUFACTURES OF METAL, N.E.S.	13,896	801,784	13,896
DIV 71 POWER GENERATING MACHINERY AND EQUIPMENT	4,865	790,968	4,865
DIV 72 MACHINERY SPECIALIZED FOR PARTICULAR INDUSTRIES	721,582	955,967	721,582
DIV 74 GENERAL INDUSTRIAL MACHINERY AND EQUIPMENT, N.E.S. AND MACHINE PARTS, N.E.S.	221,467	162,721	221,467
DIV 76 TELECOMMUNICATIONS AND SOUND RECORDING AND REPRODUCING APPARATUS AND EQUIPMENT	-	5,744	-
DIV 77 ELECTRICAL MACHINERY, APPARATUS AND APPLIANCES, N.E.S. AND ELECTRICAL PARTS THEREOF	24,736	22,941	24,736
DIV 78 ROAD VEHICLES (INCLUDING AIR - CUSHION VEHICLES)	-	6,528	-
DIV 87 PROFESSIONAL, SCIENTIFIC AND CONTROLLING INSTRUMENTS AND APPARATUS, N.E.S.	150,661	215,591	150,661
DIV 89 MISCELLANEOUS MANUFACTURED ARTICLES, N.E.S.	7,717	-	7,717
DIV 93 SPECIAL TRANSACTIONS AND COMMODITIES	557,065	33,331	557,065
SECT 0 FOOD AND LIVE ANIMALS	-	4,197	-

TABLE 8 (MODIFIED)

SABAH (FINAL)

FOREIGN TRADE : COUNTRY WITH GROUP / DIVISION & SECTION TOTALS

GROUP / DIV / SECT	EXPORT & RE EXPORTS RM FOB JAN - DEC 2021	IMPORTS RM CIF JAN - DEC 2021	RE EXPORTS RM FOB JAN - DEC 2021
SECT 1 BEVERAGES AND TOBACCO	-	169,258	-
SECT 3 MINERAL FUELS, LUBRICANTS, ETC.	-	136,097	-
SECT 5 CHEMICALS	-	161,206,927	-
SECT 6 MANUFACTURED GOODS	20,709	3,129,261	20,709
SECT 7 MACHINERY & TRANSPORT EQUIPMENT	972,650	1,944,869	972,650
SECT 8 MISCELLANEOUS MANUFACTURED ARTICLES	158,378	215,591	158,378
SECT 9 MISCELLANEOUS TRANSACTIONS AND COMMODITIES	557,065	33,331	557,065
TOTAL - RUSSIAN FEDERATION	1,708,802	166,839,531	1,708,802
... RWANDA			
GRP 931 SPECIAL TRANSACTIONS AND COMMODITIES	1,000	-	1,000
DIV 93 SPECIAL TRANSACTIONS AND COMMODITIES	1,000	-	1,000
SECT 9 MISCELLANEOUS TRANSACTIONS AND COMMODITIES	1,000	-	1,000
TOTAL - RWANDA	1,000	-	1,000
... SAUDI ARABIA			
GRP 048 CEREAL PREPARATIONS AND PREPARATION OF FLOUR OR STARCH OF FRUITS OR VEGETABLES	1,808,811	-	-
GRP 056 VEGETABLES, ROOT AND TUBERS, PREPARED OR PRESERVED, N.E.S.	19,185	-	14,579
GRP 057 FRUITS AND NUTS (NOT INCLUDING OIL NUTS), FRESH OR DRIED	-	1,118,940	-
GRP 061 SUGARS, MOLASSES AND HONEY	-	20,958	-
GRP 246 WOOD IN CHIPS OR PARTICLES AND WOOD WASTE	578,676	-	-
GRP 248 WOOD, SIMPLY WORKED, AND RAILWAY SLEEPERS OF WOOD	468,690	-	-
GRP 334 PETROLEUM PRODUCTS, REFINED	-	58,677	-
GRP 431 ANIMAL OR VEGETABLE OILS AND FATS, PROCESSED, AND WAXES OF ANIMAL OR VEGETABLE ORIGIN	5,069,568	-	-
GRP 513 CARBOXYLIC ACIDS, ANHYDRIDES, HALIDES, PEROXIDES AND PEROXYACIDS AND DERIVATIVES	-	111,956	-
GRP 571 POLYMER OF ETHYLENE, IN PRIMARY FORMS	-	1,937,494	-
GRP 574 POLYACETALS, OTHER POLYETHERS AND EPOXIDE RESINS, IN PRIMARY FORMS	5,206	397,050	5,206
GRP 575 OTHER PLASTICS, IN PRIMARY FORMS	-	656,629	-
GRP 592 STARCHES, INULIN AND WHEAT GLUTEN; ALBUMINOIDAL SUBSTANCES; GLUES	4,771	-	4,771
GRP 598 MISCELLANEOUS CHEMICAL PRODUCTS, N.E.S.	-	2,799,160	-
GRP 629 ARTICLES OF RUBBER, N.E.S.	20,527	-	20,527
GRP 634 VENEERS, PLYWOOD, PARTICLE BOARD, AND OTHER WOOD, WORKED, N.E.S.	68,835	-	-
GRP 679 TUBES, PIPES AND HOLLOW PROFILES, AND TUBES OR PIPE FITTINGS, OF IRON OR STEEL	11,110	-	11,110
GRP 694 NAILS, SCREWS, NUTS, BOLTS, RIVETS AND THE LIKE, OF IRON, STEEL, COPPER OR ALUMINIUM	2,360	-	2,360
GRP 695 TOOLS FOR USE IN THE HAND OR IN MACHINES	361,637	284,374	361,637

TABLE 8 (MODIFIED)

SABAH (FINAL)

FOREIGN TRADE : COUNTRY WITH GROUP / DIVISION & SECTION TOTALS

GROUP / DIV / SECT	EXPORT & RE EXPORTS		IMPORTS	RE EXPORTS
	RM FOB	RM CIF	RM CIF	RM FOB
	JAN - DEC 2021	JAN - DEC 2021	JAN - DEC 2021	JAN - DEC 2021
GRP 699	MANUFACTURES OF BASE METAL, N.E.S.	12,826	-	12,826
GRP 713	INTERNAL COMBUSTION PISTON ENGINES, AND PARTS THEREOF, N.E.S.	126,363	-	126,363
GRP 723	CIVIL ENGINEERING AND CONTRACTORS' PLANT AND EQUIPMENT	578,231	58,942	578,231
GRP 728	OTHER MACHINERY AND EQUIPMENT SPECIALIZED FOR PARTICULAR INDUSTRIES, AND PARTS THEREOF, N.E.S.	190,228	24,547	190,228
GRP 742	PUMPS FOR LIQUIDS, LIQUID ELEVATORS AND PARTS	46,640	5,190	46,640
GRP 743	PUMPS (OTHER THAN PUMPS FOR LIQUIDS) AND COMPRESSORS AND FANS; CENTRIFUGES; FILTERING OR PURIFYING APPARATUS	35,515	-	35,515
GRP 744	MECHANICAL HANDLING EQUIPMENT, AND PARTS THEREOF, N.E.S.	728,336	3,149	728,336
GRP 746	BALL OR ROLLER BEARINGS	19,741	-	19,741
GRP 747	TAPS, COCKS, VALVES AND SIMILAR APPLIANCE	49,602	164,046	49,602
GRP 749	NON-ELECTRIC PARTS AND ACCESSORIES OF MACHINERY, N.E.S.	2,215	-	2,215
GRP 751	OFFICE MACHINES	2,096	-	2,096
GRP 752	AUTOMATIC DATA PROCESSING MACHINES AND UNITS THEREOF	12,886	-	12,886
GRP 761	TELEVISION RECEIVERS WITH RADIO-BROADCAST RECEIVERS, SOUND RECORDERS OR REPRODUCERS	2,096	-	2,096
GRP 764	TELECOMMUNICATIONS EQUIPMENTS, N.E.S.; THEIR PARTS, AND ACCESSORIES USED IN DIVISION 76	-	2,209	-
GRP 771	ELECTRIC POWER MACHINERY (OTHER THAN ROTATING ELECTRIC PLANT), AND PARTS THEREOF	29,489	-	29,489
GRP 772	ELECTRICAL APPARATUS, RESISTOR, SWITHBOARD AND CONTROL PANELS N.E.S., AND PARTS N.E.S.	13,456	-	13,456
GRP 773	EQUIPMENT FOR DISTRIBUTING ELECTRICITY, N.E.S.	2,140	27,670	2,140
GRP 776	THERMIONIC VALVES AND TUBES; PHOTOCELLS; ETC., AND PARTS THEREOF, N.E.S.	-	2,394	-
GRP 778	ELECTRICAL MACHINERY AND APPARATUS, N.E.S.	38,086	-	38,086
GRP 845	ARTICLES OF APPAREL, OF TEXTILE FABRICS, WHETHER OR NOT KNITTED OR CROCHETED, N.E.S.	-	5,356	-
GRP 874	MEASURING, CHECKING, ANALYSING AND CONTROLLING INSTRUMENTS AND APPARATUS N.E.S.	6,622,053	17,840	6,622,053
GRP 931	SPECIAL TRANSACTIONS AND COMMODITIES	64,421	19,860	63,881
DIV 04	CEREALS AND CEREAL PREPARATIONS	1,808,811	-	-
DIV 05	VEGETABLES AND FRUITS	19,185	1,118,940	14,579
DIV 06	SUGARS, SUGAR PREPARATIONS AND HONEY	-	20,958	-
DIV 24	CORK AND WOOD	1,047,366	-	-
DIV 33	PETROLEUM, PETROLEUM PRODUCTS AND RELATED MATERIALS	-	58,677	-
DIV 43	ANIMAL OR VEGETABLE OILS AND FATS, PROCESSED, AND WAXES OF ANIMAL OR VEGETABLE ORIGIN	5,069,568	-	-
DIV 51	ORGANIC CHEMICALS	-	111,956	-
DIV 57	PLASTICS IN PRIMARY FORMS	5,206	2,991,173	5,206
DIV 59	CHEMICAL MATERIALS AND PRODUCTS, N.E.S.	4,771	2,799,160	4,771
DIV 62	RUBBER MANUFACTURES, N.E.S.	20,527	-	20,527
DIV 63	CORK AND WOOD MANUFACTURES (EXCLUDING FURNITURE)	68,835	-	-
DIV 67	IRON AND STEEL	11,110	-	11,110

TABLE 8 (MODIFIED)

SABAH (FINAL)

FOREIGN TRADE : COUNTRY WITH GROUP / DIVISION & SECTION TOTALS

GROUP / DIV / SECT	EXPORT & RE EXPORTS		IMPORTS	RE EXPORTS
	RM FOB	RM CIF	RM FOB	RM FOB
	JAN - DEC 2021	JAN - DEC 2021	JAN - DEC 2021	JAN - DEC 2021
DIV 69	MANUFACTURES OF METAL, N.E.S.	376,823	284,374	376,823
DIV 71	POWER GENERATING MACHINERY AND EQUIPMENT	126,363	-	126,363
DIV 72	MACHINERY SPECIALIZED FOR PARTICULAR INDUSTRIES	768,459	83,489	768,459
DIV 74	GENERAL INDUSTRIAL MACHINERY AND EQUIPMENT, N.E.S. AND MACHINE PARTS, N.E.S.	882,049	172,385	882,049
DIV 75	OFFICE MACHINES AND AUTOMATIC DATA PROCESSING EQUIPMENT	14,982	-	14,982
DIV 76	TELECOMMUNICATIONS AND SOUND RECORDING AND REPRODUCING APPARATUS AND EQUIPMENT	2,096	2,209	2,096
DIV 77	ELECTRICAL MACHINERY, APPARATUS AND APPLIANCES, N.E.S. AND ELECTRICAL PARTS THEREOF	83,171	30,064	83,171
DIV 84	ARTICLES OF APPAREL AND CLOTHING ACCESSORIES	-	5,356	-
DIV 87	PROFESSIONAL, SCIENTIFIC AND CONTROLLING INSTRUMENTS AND APPARATUS, N.E.S.	6,622,053	17,840	6,622,053
DIV 93	SPECIAL TRANSACTIONS AND COMMODITIES	64,421	19,860	63,881
SECT 0	FOOD AND LIVE ANIMALS	1,827,996	1,139,898	14,579
SECT 2	CRUDE MATERIALS, INEDIABLE	1,047,366	-	-
SECT 3	MINERAL FUELS, LUBRICANTS, ETC.	-	58,677	-
SECT 4	ANIMAL AND VEGETABLE OILS AND FATS	5,069,568	-	-
SECT 5	CHEMICALS	9,977	5,902,289	9,977
SECT 6	MANUFACTURED GOODS	477,295	284,374	408,460
SECT 7	MACHINERY & TRANSPORT EQUIPMENT	1,877,120	288,147	1,877,120
SECT 8	MISCELLANEOUS MANUFACTURED ARTICLES	6,622,053	23,196	6,622,053
SECT 9	MISCELLANEOUS TRANSACTIONS AND COMMODITIES	64,421	19,860	63,881
	TOTAL - SAUDI ARABIA	16,995,796	7,716,441	8,996,070
... SENEGAL				
GRP 629	ARTICLES OF RUBBER, N.E.S	13,584	-	13,584
GRP 694	NAILS, SCREWS, NUTS, BOLTS, RIVETS AND THE LIKE, OF IRON, STEEL, COPPER OR ALUMINIUM	2,101	-	2,101
GRP 723	CIVIL ENGINEERING AND CONTRACTORS' PLANT AND EQUIPMENT	3,185	-	3,185
GRP 743	PUMPS (OTHER THAN PUMPS FOR LIQUIDS) AND COMPRESSORS AND FANS; CENTRIFUGES; FILTERING OR	4,001	-	4,001
GRP 747	TAPS, COCKS, VALVES AND SIMILAR APPLIANCE	2,043	-	2,043
GRP 772	ELECTRICAL APPARATUS, RESISTOR, SWITHBOARD AND CONTROL PANELS N.E.S., AND PARTS N.E.S.	27,526	-	27,526
GRP 931	SPECIAL TRANSACTIONS AND COMMODITIES	9,149	-	9,149
DIV 62	RUBBER MANUFACTURES, N.E.S.	13,584	-	13,584
DIV 69	MANUFACTURES OF METAL, N.E.S.	2,101	-	2,101
DIV 72	MACHINERY SPECIALIZED FOR PARTICULAR INDUSTRIES	3,185	-	3,185
DIV 74	GENERAL INDUSTRIAL MACHINERY AND EQUIPMENT, N.E.S. AND MACHINE PARTS, N.E.S.	6,044	-	6,044
DIV 77	ELECTRICAL MACHINERY, APPARATUS AND APPLIANCES, N.E.S. AND ELECTRICAL PARTS THEREOF	27,526	-	27,526

TABLE 8 (MODIFIED)

SABAH (FINAL)

FOREIGN TRADE : COUNTRY WITH GROUP / DIVISION & SECTION TOTALS

GROUP / DIV / SECT	EXPORT & RE EXPORTS		IMPORTS	RE EXPORTS
	RM FOB	RM CIF	RM FOB	RM FOB
	JAN - DEC 2021	JAN - DEC 2021	JAN - DEC 2021	JAN - DEC 2021
DIV 93	SPECIAL TRANSACTIONS AND COMMODITIES	9,149	-	9,149
SECT 6	MANUFACTURED GOODS	15,685	-	15,685
SECT 7	MACHINERY & TRANSPORT EQUIPMENT	36,755	-	36,755
SECT 9	MISCELLANEOUS TRANSACTIONS AND COMMODITIES	9,149	-	9,149
	TOTAL - SENEGAL	61,589	-	61,589
... SERBIA				
GRP 665	GLASSWARE	-	16,787	-
GRP 667	PEARLS, PRECIOUS AND SEMI-PRECIOUS STONES, UNWORKED OR WORKED	-	2,524	-
GRP 772	ELECTRICAL APPARATUS, RESISTOR, SWITHBOARD AND CONTROL PANELS N.E.S., AND PARTS N.E.S.	-	192,679	-
GRP 897	JEWELLERY, GOLDSMITHS' AND SILVERSMITHS' WARES AND OTHER ARTICLES OF PRECIOUS OR SEMI-PRECIOUS MATERIALS, N.E.S.	-	6,821	-
GRP 931	SPECIAL TRANSACTIONS AND COMMODITIES	-	8,509	-
DIV 66	NON-METALLIC MINERAL MANUFACTURES N.E.S.	-	19,311	-
DIV 77	ELECTRICAL MACHINERY, APPARATUS AND APPLIANCES, N.E.S. AND ELECTRICAL PARTS THEREOF	-	192,679	-
DIV 89	MISCELLANEOUS MANUFACTURED ARTICLES, N.E.S.	-	6,821	-
DIV 93	SPECIAL TRANSACTIONS AND COMMODITIES	-	8,509	-
SECT 6	MANUFACTURED GOODS	-	19,311	-
SECT 7	MACHINERY & TRANSPORT EQUIPMENT	-	192,679	-
SECT 8	MISCELLANEOUS MANUFACTURED ARTICLES	-	6,821	-
SECT 9	MISCELLANEOUS TRANSACTIONS AND COMMODITIES	-	8,509	-
	TOTAL - SERBIA	-	227,320	-
... SEYCHELLES				
GRP 248	WOOD, SIMPLY WORKED, AND RAILWAY SLEEPERS OF WOOD	86,377	-	-
GRP 635	WOOD MANUFACTURES, N.E.S.	310,254	-	-
GRP 931	SPECIAL TRANSACTIONS AND COMMODITIES	1	-	1
DIV 24	CORK AND WOOD	86,377	-	-
DIV 63	CORK AND WOOD MANUFACTURES (EXCLUDING FURNITURE)	310,254	-	-
DIV 93	SPECIAL TRANSACTIONS AND COMMODITIES	1	-	1
SECT 2	CRUDE MATERIALS, INEDIABLE	86,377	-	-
SECT 6	MANUFACTURED GOODS	310,254	-	-
SECT 9	MISCELLANEOUS TRANSACTIONS AND COMMODITIES	1	-	1
	TOTAL - SEYCHELLES	396,632	-	1

TABLE 8 (MODIFIED)

SABAH (FINAL)

FOREIGN TRADE : COUNTRY WITH GROUP / DIVISION & SECTION TOTALS

GROUP / DIV /SECT	EXPORT & RE EXPORTS		IMPORTS	RE EXPORTS
	RM FOB	RM CIF	RM CIF	RM FOB
	JAN - DEC 2021	JAN - DEC 2021	JAN - DEC 2021	JAN - DEC 2021
--- SINGAPORE, REPUBLIC OF				
GRP 001	LIVE ANIMALS	-	4,079	-
GRP 017	MEAT AND EDIBLE MEAT OFFAL, PREPARED OR PRESERVED, N.E.S.	-	3,980	-
GRP 022	MILK AND CREAM AND MILK PRODUCTS OTHER THAN BUTTER OR CHEESE	10	7,081,528	-
GRP 024	CHEESE AND CURD	-	15,139	-
GRP 034	FISH, FRESH(LIVE OR DEAD), CHILLED OR FROZEN	1,218,666	128,458	-
GRP 036	CRUSTACEANS AND MOLLUSCS, FRESH, CHILLED, FROZEN, SALTED OR IN BRINE OR DRIED	19,789,485	219,191	-
GRP 037	FISH, CRUSTACEANS AND MOLLUSCS PREPARED OR PRESERVED, N.E.S.	800,504	26,440	-
GRP 044	MAIZE (NOT INCLUDING SWEET CORN), UNMILLED	-	793	-
GRP 046	MEAL AND FLOUR OF WHEAT AND FLOUR OF MESLIN	-	1,051,439	-
GRP 048	CEREAL PREPARATIONS AND PREPARATION OF FLOUR OR STARCH OF FRUITS OR VEGETABLES	1,030,856	5,875,025	99,158
GRP 054	VEGETABLES, FRESH, CHILLED, FROZEN OR SIMPLY PRESERVED	-	731,752	-
GRP 056	VEGETABLES, ROOT AND TUBERS, PREPARED OR PRESERVED, N.E.S.	-	28,838	-
GRP 057	FRUITS AND NUTS (NOT INCLUDING OIL NUTS), FRESH OR DRIED	650,160	213,122	-
GRP 058	FRUITS, PRESERVED, AND FRUIT PREPARATIONS (EXCLUDING FRUIT JUICES)	-	195,383	-
GRP 061	SUGARS, MOLASSES AND HONEY	-	105	-
GRP 062	SUGAR CONFECTIONERY	-	4,594	-
GRP 071	COFFEE AND COFFEE SUBSTITUTES	-	23,889	-
GRP 073	CHOCOLATE AND OTHER FOOD PREPARATIONS CONTAINING COCOA, N.E.S	-	2,980	-
GRP 074	TEA AND MATE	-	1,930,738	-
GRP 075	SPICES	36,805	-	36,805
GRP 081	FEEDING STUFF FOR ANIMALS (NOT INCLUDING UNMILLED CEREALS)	-	1,689,464	-
GRP 091	MARGARINE AND SHORTENING	-	287,710	-
GRP 098	EDIBLE PRODUCTS AND PREPARATIONS, N.E.S.	777,882	61,646,526	770,382
GRP 111	NON-ALCOHOLIC BEVERAGES, N.E.S.	-	348,632	-
GRP 112	ALCOHOLIC BEVERAGES	391,449	8,837,603	391,449
GRP 211	HIDES AND SKINS (EXCEPT FURSKINS), RAW	1,524,053	-	-
GRP 232	SYNTHETIC RUBBER; RECLAIMED RUBBER, WASTE, PARINGS AND SCRAP OF UNHARDENED RUBBER	-	31,558	-
GRP 248	WOOD, SIMPLY WORKED, AND RAILWAY SLEEPERS OF WOOD	1,917,615	-	-
GRP 269	WORN CLOTHING AND OTHER WORN TEXTILE ARTICLES ;RAGS	69,161	179,395	69,161
GRP 278	OTHER CRUDE MINERALS	2,476	-	2,476
GRP 291	CRUDE ANIMAL MATERIALS, N.E.S.	2,700	-	-
GRP 292	CRUDE VEGETABLE MATERIALS, N.E.S.	124,180	503,226	124,180
GRP 333	PETROLEUM OILS, CRUDE, AND CRUDE OILS OBTAINED FROM BITUMINOUS MINERALS	472,039,614	-	-

TABLE 8 (MODIFIED)

SABAH (FINAL)

FOREIGN TRADE : COUNTRY WITH GROUP / DIVISION & SECTION TOTALS

GROUP / DIV / SECT	EXPORT & RE EXPORTS	IMPORTS	RE EXPORTS	
	RM FOB JAN - DEC 2021	RM CIF JAN - DEC 2021	RM FOB JAN - DEC 2021	
GRP 334	PETROLEUM PRODUCTS, REFINED	16,150	694,092,241	16,150
GRP 335	RESIDUAL PETROLEUM PRODUCTS, N.E.S. AND RELATED MATERIALS	-	42,704,539	-
GRP 343	NATURAL GAS, WHETHER OR NOT LIQUEFIED	94,642,059	-	-
GRP 421	FIXED VEGETABLE OILS, 'SOFT', CRUDE, REFINED OR PURIFIED	-	268,097	-
GRP 431	ANIMAL OR VEGETABLE OILS AND FATS, PROCESSED, AND WAXES OF ANIMAL OR VEGETABLE ORIGIN	31,781,838	20,243	-
GRP 511	HYDROCARBONS, N.E.S. AND THEIR HALOGENATED, SULPHONATED, NITRATED OR NITROSATED DERIVATIVES	12,000	255,533	12,000
GRP 512	ALCOHOLS, PHENOLS, PHENOL-ALCOHOLS, AND THEIR DERIVATIVES	331,793,408	25,079,871	-
GRP 513	CARBOXYLIC ACIDS, ANHYDRIDES, HALIDES, PEROXIDES AND PEROXYACIDS AND DERIVATIVES	5,250	357,113	5,250
GRP 514	NITROGEN-FUNCTION COMPOUNDS	-	182,272	-
GRP 515	ORGANO-INORGANIC AND HETEROCYCLIC COMPOUNDS	-	1,448,549	-
GRP 516	OTHER ORGANIC CHEMICALS	-	156,515	-
GRP 522	INORGANIC CHEMICAL ELEMENTS, OXIDES AND HALOGEN SALTS	101,000	1,011,461	101,000
GRP 523	METALLIC SALTS AND PEROXYSALTS, OF INORGANIC ACIDS	48,952	184,127	48,952
GRP 531	SYNTHETIC ORGANIC COLOURING MATTER AND COLOUR LAKES AND PREPARATIONS BASED THEREON	-	666,200	-
GRP 532	DYEING AND TANNING EXTRACTS, AND SYNTHETIC TANNING MATERIALS	32,695	100,217	32,695
GRP 533	PIGMENTS, PAINTS, VARNISHES AND RELATED MATERIALS	10,811	827,064	10,811
GRP 541	MEDICINAL AND PHARMACEUTICAL PRODUCTS, OTHER THAN MEDICAMENTS OF GROUP 542	-	481,907	-
GRP 542	MEDICAMENTS (INCLUDING VETERINARY MEDICAMENTS)	4,618	161,829	4,618
GRP 551	ESSENTIAL OILS, PERFUME AND FLAVOUR MATERIALS	-	5,436,603	-
GRP 553	PERFUMERY, COSMETICS AND TOILET PREPARATIONS	4,506,131	646,193	4,250,083
GRP 554	SOAP, CLEANSING AND POLISHING PREPARATIONS	20,757	906,643	20,757
GRP 571	POLYMER OF ETHYLENE, IN PRIMARY FORMS	-	292,020	-
GRP 572	POLYMER OF STYRENE, IN PRIMARY FORMS	-	131,187	-
GRP 574	POLYACETALS, OTHER POLYETHERS AND EPOXIDE RESINS, IN PRIMARY FORMS	100,437	5,018,252	93,077
GRP 575	OTHER PLASTICS, IN PRIMARY FORMS	40,946	2,065,376	40,946
GRP 581	TUBES, PIPES AND HOSES OF PLASTICS	32,224	153,705	32,224
GRP 582	PLATES, SHEETS, FILM, COIL AND STRIP OF PLASTICS	7,341	268,930	7,341
GRP 591	DISINFECTANTS, INSECTICIDES, FUNGICIDES, WEED KILLERS, ANTI-SPROUTING PRODUCTS, ETC.	273,517	585,810	273,517
GRP 592	STARCHES, INULIN AND WHEAT GLUTEN; ALBUMINOIDAL SUBSTANCES; GLUES	2,076	73,865	2,076
GRP 597	PREPARED ADDITIVES FOR MINERAL OILS; LUBRICATING PREPARATIONS	142,342	10,911,588	142,342
GRP 598	MISCELLANEOUS CHEMICAL PRODUCTS, N.E.S.	340,425	112,575,328	340,425
GRP 599	RESIDUAL PRODUCTS OF THE CHEMICAL OR ALLIED INDUSTRIES, N.E.S.; MUNICIPAL WASTE; SEWAGE SLUDGE OTHER WASTES	20,000	-	-
GRP 612	MANUFACTURES OF LEATHER OR OF COMPOSITION LEATHER, N.E.S. SADDLERY, HARNESS	-	109,446	-
GRP 621	MATERIALS OF RUBBER	1,746,622	570,179	1,746,622

TABLE 8 (MODIFIED)

SABAH (FINAL)

FOREIGN TRADE : COUNTRY WITH GROUP / DIVISION & SECTION TOTALS

GROUP / DIV / SECT	EXPORT & RE EXPORTS		IMPORTS	RE EXPORTS
	RM FOB	RM CIF	RM CIF	RM FOB
	JAN - DEC 2021	JAN - DEC 2021	JAN - DEC 2021	JAN - DEC 2021
GRP 625 RUBBER TYRES, INTERCHANGEABLE TRYE TREADS, INNER TUBES AND TYRE FLABS	-	381,461	-	-
GRP 629 ARTICLES OF RUBBER, N.E.S	8,416,546	1,829,887	8,416,546	
GRP 634 VENEERS, PLYWOOD, PARTICLE BOARD, AND OTHER WOOD, WORKED, N.E.S.	3,152,428	-	-	
GRP 635 WOOD MANUFACTURES, N.E.S.	60,705	4,656	-	
GRP 641 PAPER AND PAPERBOARD	32,259	2,691,734	32,259	
GRP 642 PAPER AND PAPERBOARD, CUT TO SIZE OR SHAPE, AND ARTICLES OF PAPER OR PAPERBOARD	16,914	95,063	16,914	
GRP 651 TEXTILE YARN	-	5,938	-	
GRP 656 TULLES, LACE, EMBROIDERY, RIBBONS, TRIMMINGS AND OTHER SMALL WARES	-	3,399	-	
GRP 657 SPECIAL YARNS, TEXTILE FABRICS AND RELATED PRODUCTS	316,624	318,029	316,624	
GRP 658 MADE-UP ARTICLES, WHOLLY OR CHIEFLY OF TEXTILE MATERIALS, N.E.S.	11,800	147,407	11,800	
GRP 659 FLOOR COVERINGS, ETC.	-	8,807	-	
GRP 663 MINERAL MANUFACTURES, N.E.S.	90,485	53,513	90,485	
GRP 664 GLASS	296,594	396,880	159,678	
GRP 665 GLASSWARE	38,262	12,178	38,262	
GRP 666 POTTERY	-	6,088	-	
GRP 672 INGOTS AND OTHER PRIMARY FORMS, OF IRON OR STEEL	-	13,262	-	
GRP 673 FLAT-ROLLED PRODUCTS, OF IRON OR NON-ALLOY STEEL, NOT CLAD, PLATED OR COATED	-	4,949	-	
GRP 674 FLAT-ROLLED PRODUCTS, OF IRON OR NON-ALLOY STEEL, CLAD, PLATED OR COATED	-	2,371	-	
GRP 675 FLAT-ROLLED PRODUCTS OF ALLOY STEEL	-	177,821	-	
GRP 676 IRON AND STEEL BARS, RODS, ANGLES, SHAPES AND SECTIONS (INCLUDING SHEET PILING)	11,277	66,800	11,277	
GRP 678 WIRE OF IRON OR STEEL	-	47,339	-	
GRP 679 TUBES, PIPES AND HOLLOW PROFILES, AND TUBES OR PIPE FITTINGS, OF IRON OR STEEL	6,119,366	12,055,669	5,900,929	
GRP 682 COPPER (INCLUDING ALLOYS)	29,245	264,447	29,245	
GRP 683 NICKEL (INCLUDING ALLOYS)	120,143	210,122	120,143	
GRP 684 ALUMINIUM (INCLUDING ALLOYS)	34,951	260,235	34,951	
GRP 686 ZINC (INCLUDING ALLOYS)	-	71,946	-	
GRP 691 STRUCTURES AND PARTS OF STRUCTURES, N.E.S., OF IRON, STEEL OR ALUMINIUM	1,047,341	226,771	1,047,341	
GRP 692 METAL CONTAINERS FOR STORAGE OR TRANSPORT	355,976	67,624	355,976	
GRP 693 WIRE PRODUCTS (EXCLUDING INSULATED ELECTRICAL WIRING) AND FENCING GRILLS	247,212	1,296,601	247,212	
GRP 694 NAILS, SCREWS, NUTS, BOLTS, RIVETS AND THE LIKE, OF IRON, STEEL, COPPER OR ALUMINIUM	653,666	1,070,748	653,666	
GRP 695 TOOLS FOR USE IN THE HAND OR IN MACHINES	15,241,690	2,274,089	15,236,190	
GRP 696 CUTLERY	-	2,216	-	
GRP 697 HOUSEHOLD EQUIPMENT OF BASE METAL, N.E.S.	2,676	20,172	2,676	
GRP 699 MANUFACTURES OF BASE METAL, N.E.S.	8,207,892	4,089,663	8,200,158	

TABLE 8 (MODIFIED)

SABAH (FINAL)

FOREIGN TRADE : COUNTRY WITH GROUP / DIVISION & SECTION TOTALS

GROUP / DIV / SECT	EXPORT & RE EXPORTS	IMPORTS	RE EXPORTS
	RM FOB JAN - DEC 2021	RM CIF JAN - DEC 2021	RM FOB JAN - DEC 2021
GRP 711 STEAM OR OTHER VAPOUR GENERATING BOILERS, SUPERHEATED WATER BOILERS, AND AUXILIARY PLANT FOR USE THEREWITH; AND PARTS THEREOF	927,800	456,798	927,800
GRP 712 STEAM TURBINES AND OTHER VAPOUR TURBINES, AND PARTS THEREOF, N.E.S.	-	93,780	-
GRP 713 INTERNAL COMBUSTION PISTON ENGINES, AND PARTS THEREOF, N.E.S.	4,955,568	781,584	4,274,236
GRP 714 ENGINES AND MOTORS, NON-ELECTRIC, AND PARTS, N.E.S.	498,790	356,631	498,790
GRP 716 ROTATING ELECTRIC PLANT AND PARTS THEREOF, N.E.S.	1,334,204	3,775,695	1,330,988
GRP 718 OTHER POWER GENERATING MACHINERY AND PARTS THEREOF, N.E.S.	1,720,532	994,642	1,720,532
GRP 721 AGRICULTURAL MACHINERY (EXCLUDING TRACTORS) AND PARTS THEREOF	-	19,850	-
GRP 723 CIVIL ENGINEERING AND CONTRACTORS' PLANT AND EQUIPMENT	61,042,788	30,249,554	61,037,929
GRP 724 TEXTILE AND LEATHER MACHINERY, AND PARTS THEREOF, N.E.S.	1,246,775	151,253	1,246,775
GRP 727 FOOD-PROCESSING MACHINES (EXCLUDING DOMESTIC)	365,162	8,299	365,162
GRP 728 OTHER MACHINERY AND EQUIPMENT SPECIALIZED FOR PARTICULAR INDUSTRIES, AND PARTS THEREOF, N.E.S.	13,093,080	21,420,138	13,078,762
GRP 731 MACHINE-TOOLS WORKING BY REMOVING METAL OR OTHER MATERIAL	1,743,940	614,546	1,743,940
GRP 733 MACHINE-TOOLS FOR WORKING METAL, SINTERED METAL CARBIDES OF CERMETS, WITHOUT REMOVING MATERIAL	46,000	27,100	46,000
GRP 735 PARTS, N.E.S AND ACCESSORIES FOR USE WITH MACHINES FALLING WITHIN GRP 731 AND 733	13,715	457,837	13,715
GRP 737 METALWORKING MACHINERY (OTHER THAN MACHINE-TOOLS), AND PARTS THEROF, N.E.S.	233,362	114,176	233,362
GRP 741 HEATING AND COOLING EQUIPMENT AND PARTS THEREOF, N.E.S.	1,436,703	1,566,922	1,436,703
GRP 742 PUMPS FOR LIQUIDS, LIQUID ELEVATORS AND PARTS	5,904,093	6,473,418	5,904,093
GRP 743 PUMPS (OTHER THAN PUMPS FOR LIQUIDS) AND COMPRESSORS AND FANS; CENTRIFUGES; FILTERING OR PURIFYING APPARATUS	5,944,473	8,463,193	5,944,473
GRP 744 MECHANICAL HANDLING EQUIPMENT, AND PARTS THEREOF, N.E.S.	16,372,939	3,220,942	16,372,939
GRP 745 OTHER NON-ELECTRICAL MACHINERY, TOOLS AND MECHANICAL APPARATUS, AND PARTS THEREOF, N.E.S.	244,949	960,868	244,949
GRP 746 BALL OR ROLLER BEARINGS	651,250	1,647,534	648,428
GRP 747 TAPS, COCKS, VALVES AND SIMILAR APPLIANCE	15,391,869	16,065,081	15,391,869
GRP 748 TRANSMISSION SHAFTS AND CRANKS; BEARING HOUSINGS AND PARTS THEREOF	2,517,510	1,797,662	2,517,510
GRP 749 NON-ELECTRIC PARTS AND ACCESSORIES OF MACHINERY, N.E.S.	2,489,899	4,230,993	2,489,899
GRP 751 OFFICE MACHINES	29,079	760,342	29,079
GRP 752 AUTOMATIC DATA PROCESSING MACHINES AND UNITS THEREOF	758,031	450,091	758,031
GRP 759 PARTS AND ACCESSORIES FOR USE WITHIN GROUPS 751 AND 752	31,960	191,777	31,960
GRP 761 TELEVISION RECEIVERS WITH RADIO-BROADCAST RECEIVERS, SOUND RECORDERS OR REPRODUCERS	102,792	183,151	102,792
GRP 763 SOUND RECORDERS OR REPRODUCERS; TELEVISION IMAGE AND SOUND RECORDERS OR REPRODUCERS; PREPARED UNRECORDED MEDIA	12,692	-	12,692
GRP 764 TELECOMMUNICATIONS EQUIPMENTS, N.E.S.; THEIR PARTS, AND ACCESSORIES USED IN DIVISION 76	1,073,832	2,023,020	1,068,322
GRP 771 ELECTRIC POWER MACHINERY (OTHER THAN ROTATING ELECTRIC PLANT), AND PARTS THEREOF	3,078,482	654,118	2,494,426
GRP 772 ELECTRICAL APPARATUS, RESISTOR, SWITTHBOARD AND CONTROL PANELS N.E.S., AND PARTS N.E.S.	1,400,203	3,244,127	1,388,007
GRP 773 EQUIPMENT FOR DISTRIBUTING ELECTRICITY, N.E.S.	2,253,857	843,749	2,253,857

TABLE 8 (MODIFIED)

SABAH (FINAL)

FOREIGN TRADE : COUNTRY WITH GROUP / DIVISION & SECTION TOTALS

GROUP / DIV / SECT	EXPORT & RE EXPORTS	IMPORTS	RE EXPORTS
	RM FOB JAN - DEC 2021	RM CIF JAN - DEC 2021	RM FOB JAN - DEC 2021
GRP 774 ELECTRO-DIAGNOSTIC APPARATUS FOR MEDICAL, SURGICAL, DENTAL OR VETERINARY SCIENCES AND RADIOLOGICAL APPARATUS	1,201,691	107,314	1,201,691
GRP 775 HOUSEHOLD TYPE, ELECTRICAL AND NON- ELECTRICAL EQUIPMENT, N.E.S.	14,693	253,795	14,693
GRP 776 THERMIONIC VALVES AND TUBES; PHOTOCELLS; ETC., AND PARTS THEREOF, N.E.S.	387,058	744,183	387,058
GRP 778 ELECTRICAL MACHINERY AND APPARATUS, N.E.S.	896,514	5,044,288	894,273
GRP 784 PARTS AND ACCESSORIES, OF THE MOTOR VEHICLES FALLING WITHIN GROUP 722, 781, 782 OR 783	622,935	280,229	590,045
GRP 785 MOTORCYCLES, AND CYCLES, MOTORIZED AND NON-MOTORIZED; INVALID CARRIAGES	-	220,933	-
GRP 786 TRAILERS AND SEMI-TRAILERS; OTHER VEHICLES, NOT MECHANICALLY PROPELLED; SPECIALLY DESIGNED AND EQUIPPED TRANSPORT CONTAINERS	110,506	-	110,506
GRP 791 RAILWAY VEHICLES (INCLUDING HOVERTRAINS) AND ASSOCIATED EQUIPMENT	9,769	-	9,769
GRP 792 AIRCRAFT AND ASSOCIATED EQUIPMENT, SPACECRAFTS AND SPACECRAFT LAUNCH VEHICLES AND PARTS	2,995,218	835,632	2,995,218
GRP 793 SHIPS, BOATS (INCLUDING HOVERCRAFT) AND FLOATING STRUCTURES	1,143,263	369,108	1,143,263
GRP 811 PREFABRICATED BUILDINGS	444,324	166,285	444,324
GRP 812 SANITARY, PLUMBING AND HEATING FIXTURES AND FITTINGS, N.E.S.	-	20,980	-
GRP 813 LIGHTING FIXTURES AND FITTINGS, N.E.S.	35,572	326,263	35,572
GRP 821 FURNITURE AND PARTS THEREOF	738,242	78,307	383,036
GRP 831 TRAVEL GOODS, HANDBAGS AND SIMILAR CONTAINERS	49,517	526,410	49,517
GRP 841 MEN'S OR BOYS' COATS, CAPES, JACKETS, SUITS, BLAZERS, TROUSERS, UNDERWEAR, ETC., OF TEXTILE FABRICS, NOT KNITTED OR CROCHETED	7,909	8,003	7,909
GRP 842 WOMEN'S AND GIRLS' COATS, CAPES, JACKETS, SUITS, BLAZERS, TROUSERS, SHORTS AND SIMILAR ARTICLES OF TEXTILE FABRICS, NOT KNITTED OR CROCHETED	-	39,885	-
GRP 843 MEN'S OR BOYS' COATS, CAPES, JACKETS, SUITS, BLAZERS, TROUSERS, SHORTS AND SIMILAR ARTICLES OF TEXTILE FABRICS, KNITTED OR CROCHETED	-	211,426	-
GRP 845 ARTICLES OF APPAREL, OF TEXTILE FABRICS, WHETHER OR NOT KNITTED OR CROCHETED, N.E.S.	2,500	255,453	2,500
GRP 846 CLOTHING ACCESSORIES, OF TEXTILE FABRICS, WHETHER OR NOT KNITTED OR CROCHETED	-	67,347	-
GRP 848 ARTICLES OF APPAREL AND CLOTHING ACCESSORIES OF OTHER THAN TEXTILE FABRICS, HEADGEAR OF ALL MATERIALS	49,404	251,127	49,404
GRP 851 FOOTWEAR	13,606	378,498	13,606
GRP 871 OPTICAL INSTRUMENTS AND APPARATUS, N.E.S.	-	4,732	-
GRP 872 MEDICAL INSTRUMENTS AND APPLIANCES, N.E.S.	52,258	3,804,850	52,258
GRP 873 METERS AND COUNTERS, N.E.S.	449,892	26,855	449,892
GRP 874 MEASURING, CHECKING, ANALYSING AND CONTROLLING INSTRUMENTS AND APPARATUS N.E.S.	33,047,346	22,773,992	32,880,509
GRP 881 PHOTOGRAPHIC APPARATUS AND EQUIPMENT, N.E.S.	52,322	44,740	52,322
GRP 884 OPTICAL GOODS, N.E.S.	2,256	18,966	2,256
GRP 885 WATCHES AND CLOCKS	18,521	199,850	18,521
GRP 891 ARMS AND AMMUNITION	-	3,811	-
GRP 892 PRINTED MATTER	27,027	156,017	5,433

TABLE 8 (MODIFIED)

SABAH (FINAL)

FOREIGN TRADE : COUNTRY WITH GROUP / DIVISION & SECTION TOTALS

GROUP / DIV / SECT	EXPORT & RE EXPORTS		IMPORTS	RE EXPORTS
	RM FOB	RM FOB	RM CIF	RM FOB
	JAN - DEC 2021		JAN - DEC 2021	JAN - DEC 2021
GRP 893	ARTICLES, N.E.S OF PLASTICS	409,843	462,943	409,843
GRP 894	BABY CARRIAGES, TOYS, GAMES AND SPORTING GOODS	22,244	76,975	22,244
GRP 895	OFFICE AND STATIONARY SUPPLIES, N.E.S.	-	40,594	-
GRP 896	WORKS OF ART, COLLECTORS' PIECES AND ANTIQUES	-	4,814	-
GRP 897	JEWELLERY, GOLDSMITHS' AND SILVERSMITHS' WARES AND OTHER ARTICLES OF PRECIOUS OR SEMI-PRECIOUS MATERIALS, N.E.S.	11,981	50,927	6,389
GRP 898	MUSICAL INSTRUMENTS AND PARTS AND ACCESSORIES THEREOF	105,361	131,598	105,361
GRP 899	MISCELLANEOUS MANUFACTURED ARTICLES, N.E.S.	5,000	34,464	5,000
GRP 931	SPECIAL TRANSACTIONS AND COMMODITIES	1,451,767	5,565,154	1,406,919
DIV 00	LIVE ANIMALS	-	4,079	-
DIV 01	MEAT AND MEAT PREPARATIONS	-	3,980	-
DIV 02	DAIRY PRODUCT AND BIRDS EGGS	10	7,096,667	-
DIV 03	FISH, CRUSTACEANS AND MOLLUSCS, AND PREPARATIONS THEREOF	21,808,655	374,089	-
DIV 04	CEREALS AND CEREAL PREPARATIONS	1,030,856	6,927,257	99,158
DIV 05	VEGETABLES AND FRUITS	650,160	1,169,095	-
DIV 06	SUGARS, SUGAR PREPARATIONS AND HONEY	-	4,699	-
DIV 07	COFFEE, TEA, COCOA, SPICES, AND MANUFACTURES THEREOF	36,805	1,957,607	36,805
DIV 08	FEEDING STUFF FOR ANIMALS (NOT INCLUDING UNMILLED CEREALS)	-	1,689,464	-
DIV 09	MISCELLANEOUS EDIBLE PRODUCTS AND PREPARATIONS	777,882	61,934,236	770,382
DIV 11	BEVERAGES	391,449	9,186,235	391,449
DIV 21	HIDES, SKINS AND FURSKINS, RAW	1,524,053	-	-
DIV 23	CRUDE RUBBER (INCLUDING SYNTHETIC AND RECLAIMED)	-	31,558	-
DIV 24	CORK AND WOOD	1,917,615	-	-
DIV 26	TEXTILE FIBRES(OTHER THAN WOOL TOPS) AND THEIR WASTES (NOT MANUFACTURED INTO YARN OR FABRICS)	69,161	179,395	69,161
DIV 27	CRUDE FERTILIZERS AND CRUDE MINERALS (EXCLUDING COAL, PETROLEUM AND PRECIOUS STONES)	2,476	-	2,476
DIV 29	CRUDE ANIMAL AND VEGETABLE MATERIALS, N.E.S.	126,880	503,226	124,180
DIV 33	PETROLEUM, PETROLEUM PRODUCTS AND RELATED MATERIALS	472,055,764	736,796,780	16,150
DIV 34	GAS, NATURAL AND MANUFACTURED	94,642,059	-	-
DIV 42	FIXED VEGETABLE OILS AND FATS, CRUDE, REFINED OR FRACTIONATED	-	268,097	-
DIV 43	ANIMAL OR VEGETABLE OILS AND FATS, PROCESSED, AND WAXES OF ANIMAL OR VEGETABLE ORIGIN	31,781,838	20,243	-
DIV 51	ORGANIC CHEMICALS	331,810,658	27,479,853	17,250
DIV 52	INORGANIC CHEMICALS	149,952	1,195,588	149,952
DIV 53	DYEING, TANNING AND COLOURING MATERIALS	43,506	1,593,481	43,506
DIV 54	MEDICINAL AND PHARMACEUTICAL PRODUCTS	4,618	643,736	4,618

TABLE 8 (MODIFIED)

SABAH (FINAL)

FOREIGN TRADE : COUNTRY WITH GROUP / DIVISION & SECTION TOTALS

GROUP / DIV / SECT		EXPORT & RE EXPORTS	IMPORTS	RE EXPORTS
		RM FOB JAN - DEC 2021	RM CIF JAN - DEC 2021	RM FOB JAN - DEC 2021
DIV 55	ESSENTIAL OILS AND RESINOIDS AND PERFUME MATERIALS; TOILET, POLISHING AND CLEANSING PREPARATIONS	4,526,888	6,989,439	4,270,840
DIV 57	PLASTICS IN PRIMARY FORMS	141,383	7,506,835	134,023
DIV 58	PLASTICS IN NON-PRIMARY FORMS	39,565	422,635	39,565
DIV 59	CHEMICAL MATERIALS AND PRODUCTS, N.E.S.	778,360	124,146,591	758,360
DIV 61	LEATHER, LEATHER MANUFACTURES, N.E.S. AND DRESSED FURSKINS	-	109,446	-
DIV 62	RUBBER MANUFACTURES, N.E.S.	10,163,168	2,781,527	10,163,168
DIV 63	CORK AND WOOD MANUFACTURES (EXCLUDING FURNITURE)	3,213,133	4,656	-
DIV 64	PAPER, PAPERBOARD, AND ARTICLES OF PAPER PULP, OF PAPER OR PAPERBOARD	49,173	2,786,797	49,173
DIV 65	TEXTILE YARN, FABRICS, MADE-UP ARICLES, N.E.S. AND RELATED PRODUCTS	328,424	483,580	328,424
DIV 66	NON-METALLIC MINERAL MANUFACTURES N.E.S.	425,341	468,659	288,425
DIV 67	IRON AND STEEL	6,130,643	12,368,211	5,912,206
DIV 68	NON-FERROUS METALS	184,339	806,750	184,339
DIV 69	MANUFACTURES OF METAL, N.E.S.	25,756,453	9,047,884	25,743,219
DIV 71	POWER GENERATING MACHINERY AND EQUIPMENT	9,436,894	6,459,130	8,752,346
DIV 72	MACHINERY SPECIALIZED FOR PARTICULAR INDUSTRIES	75,747,805	51,849,094	75,728,628
DIV 73	METALWORKING MACHINERY	2,037,017	1,213,659	2,037,017
DIV 74	GENERAL INDUSTRIAL MACHINERY AND EQUIPMENT, N.E.S. AND MACHINE PARTS, N.E.S.	50,953,685	44,426,613	50,950,863
DIV 75	OFFICE MACHINES AND AUTOMATIC DATA PROCESSING EQUIPMENT	819,070	1,402,210	819,070
DIV 76	TELECOMMUNICATIONS AND SOUND RECORDING AND REPRODUCING APPARATUS AND EQUIPMENT	1,189,316	2,206,171	1,183,806
DIV 77	ELECTRICAL MACHINERY, APPARATUS AND APPLIANCES, N.E.S. AND ELECTRICAL PARTS THEREOF	9,232,498	10,891,574	8,634,005
DIV 78	ROAD VEHICLES (INCLUDING AIR - CUSHION VEHICLES)	733,441	501,162	700,551
DIV 79	OTHERS TRANSPORT EQUIPMENT	4,148,250	1,204,740	4,148,250
DIV 81	PREFABRICATED BUILDINGS, SANITARY, PLUMBING, HEATING AND LIGHTING FIXTURES AND FITTINGS, N.E.S.	479,896	513,528	479,896
DIV 82	FURNITURE AND PARTS THEREOF	738,242	78,307	383,036
DIV 83	TRAVEL GOODS, HANDBAGS AND SIMILAR CONTAINERS	49,517	526,410	49,517
DIV 84	ARTICLES OF APPAREL AND CLOTHING ACCESSORIES	59,813	833,241	59,813
DIV 85	FOOTWEAR	13,606	378,498	13,606
DIV 87	PROFESSIONAL, SCIENTIFIC AND CONTROLLING INSTRUMENTS AND APPARATUS, N.E.S.	33,549,496	26,610,429	33,382,659
DIV 88	PHOTOGRAPHIC APPARATUS, EQUIPMENT AND SUPPLIED AND OPTICAL GOODS, N.E.S., WATCHES AND CLOCKS	73,099	263,556	73,099
DIV 89	MISCELLANEOUS MANUFACTURED ARTICLES, N.E.S.	581,456	962,143	554,270
DIV 93	SPECIAL TRANSACTIONS AND COMMODITIES	1,451,767	5,565,154	1,406,919
SECT 0	FOOD AND LIVE ANIMALS	24,304,368	81,161,173	906,345
SECT 1	BEVERAGES AND TOBACCO	391,449	9,186,235	391,449
SECT 2	CRUDE MATERIALS, INEDIABLE	3,640,185	714,179	195,817

TABLE 8 (MODIFIED)

SABAH (FINAL)

FOREIGN TRADE : COUNTRY WITH GROUP / DIVISION & SECTION TOTALS

GROUP / DIV / SECT	EXPORT & RE EXPORTS	IMPORTS	RE EXPORTS
	RM FOB JAN - DEC 2021	RM CIF JAN - DEC 2021	RM FOB JAN - DEC 2021
SECT 3 MINERAL FUELS, LUBRICANTS, ETC.	566,697,823	736,796,780	16,150
SECT 4 ANIMAL AND VEGETABLE OILS AND FATS	31,781,838	288,340	-
SECT 5 CHEMICALS	337,494,930	169,978,158	5,418,114
SECT 6 MANUFACTURED GOODS	46,250,674	28,857,510	42,668,954
SECT 7 MACHINERY & TRANSPORT EQUIPMENT	154,297,976	120,154,353	152,954,536
SECT 8 MISCELLANEOUS MANUFACTURED ARTICLES	35,545,125	30,166,112	34,995,896
SECT 9 MISCELLANEOUS TRANSACTIONS AND COMMODITIES	1,451,767	5,565,154	1,406,919
TOTAL - SINGAPORE, REPUBLIC OF	1,201,856,135	1,182,867,994	238,954,180
... SLOVAK REPUBLIC			
GRP 658 MADE-UP ARTICLES, WHOLLY OR CHIEFLY OF TEXTILE MATERIALS, N.E.S.	-	7,182	-
GRP 714 ENGINES AND MOTORS, NON-ELECTRIC, AND PARTS, N.E.S.	-	17,080	-
GRP 723 CIVIL ENGINEERING AND CONTRACTORS' PLANT AND EQUIPMENT	-	14,237	-
GRP 727 FOOD-PROCESSING MACHINES (EXCLUDING DOMESTIC)	-	12,048	-
GRP 746 BALL OR ROLLER BEARINGS	-	27,192	-
GRP 747 TAPS, COCKS, VALVES AND SIMILAR APPLIANCE	-	6,852	-
GRP 748 TRANSMISSION SHAFTS AND CRANKS; BEARING HOUSINGS AND PARTS THEREOF	-	10,373	-
GRP 761 TELEVISION RECEIVERS WITH RADIO-BROADCAST RECEIVERS, SOUND RECORDERS OR REPRODUCERS	-	2,414	-
GRP 764 TELECOMMUNICATIONS EQUIPMENTS, N.E.S.; THEIR PARTS, AND ACCESSORIES USED IN DIVISION 76	-	6,673	-
GRP 842 WOMEN'S AND GIRLS' COATS, CAPES, JACKETS, SUITS, BLAZERS, TROUSERS, SHORTS AND SIMILAR ARTICLES OF TEXTILE FABRICS, NOT KNITTED OR CROCHETED	-	6,400	-
GRP 874 MEASURING, CHECKING, ANALYSING AND CONTROLLING INSTRUMENTS AND APPARATUS N.E.S.	-	4,134	-
GRP 931 SPECIAL TRANSACTIONS AND COMMODITIES	82	334,705	82
DIV 65 TEXTILE YARN, FABRICS, MADE-UP ARTICLES, N.E.S. AND RELATED PRODUCTS	-	7,182	-
DIV 71 POWER GENERATING MACHINERY AND EQUIPMENT	-	17,080	-
DIV 72 MACHINERY SPECIALIZED FOR PARTICULAR INDUSTRIES	-	26,285	-
DIV 74 GENERAL INDUSTRIAL MACHINERY AND EQUIPMENT, N.E.S. AND MACHINE PARTS, N.E.S.	-	44,417	-
DIV 76 TELECOMMUNICATIONS AND SOUND RECORDING AND REPRODUCING APPARATUS AND EQUIPMENT	-	9,087	-
DIV 84 ARTICLES OF APPAREL AND CLOTHING ACCESSORIES	-	6,400	-
DIV 87 PROFESSIONAL, SCIENTIFIC AND CONTROLLING INSTRUMENTS AND APPARATUS, N.E.S.	-	4,134	-
DIV 93 SPECIAL TRANSACTIONS AND COMMODITIES	82	334,705	82
SECT 6 MANUFACTURED GOODS	-	7,182	-
SECT 7 MACHINERY & TRANSPORT EQUIPMENT	-	96,869	-
SECT 8 MISCELLANEOUS MANUFACTURED ARTICLES	-	10,534	-
SECT 9 MISCELLANEOUS TRANSACTIONS AND COMMODITIES	82	334,705	82

TABLE 8 (MODIFIED)

SABAH (FINAL)

FOREIGN TRADE : COUNTRY WITH GROUP / DIVISION & SECTION TOTALS

GROUP / DIV / SECT	EXPORT & RE EXPORTS RM FOB JAN - DEC 2021	IMPORTS RM CIF JAN - DEC 2021	RE EXPORTS RM FOB JAN - DEC 2021
TOTAL - SLOVAK REPUBLIC	82	449,290	82
... SLOVENIA			
GRP 749 NON-ELECTRIC PARTS AND ACCESSORIES OF MACHINERY, N.E.S.	-	4,217	-
GRP 759 PARTS AND ACCESSORIES FOR USE WITHIN GROUPS 751 AND 752	-	10,151	-
GRP 778 ELECTRICAL MACHINERY AND APPARATUS, N.E.S.	-	5,831	-
GRP 894 BABY CARRIAGES, TOYS, GAMES AND SPORTING GOODS	-	2,537	-
GRP 931 SPECIAL TRANSACTIONS AND COMMODITIES	-	36,044	-
DIV 74 GENERAL INDUSTRIAL MACHINERY AND EQUIPMENT, N.E.S. AND MACHINE PARTS, N.E.S.	-	4,217	-
DIV 75 OFFICE MACHINES AND AUTOMATIC DATA PROCESSING EQUIPMENT	-	10,151	-
DIV 77 ELECTRICAL MACHINERY, APPARATUS AND APPLIANCES, N.E.S. AND ELECTRICAL PARTS THEREOF	-	5,831	-
DIV 89 MISCELLANEOUS MANUFACTURED ARTICLES, N.E.S.	-	2,537	-
DIV 93 SPECIAL TRANSACTIONS AND COMMODITIES	-	36,044	-
SECT 7 MACHINERY & TRANSPORT EQUIPMENT	-	20,199	-
SECT 8 MISCELLANEOUS MANUFACTURED ARTICLES	-	2,537	-
SECT 9 MISCELLANEOUS TRANSACTIONS AND COMMODITIES	-	36,044	-
TOTAL - SLOVENIA	-	58,780	-
... SOLOMON ISLANDS			
GRP 713 INTERNAL COMBUSTION PISTON ENGINES, AND PARTS THEREOF, N.E.S.	66,513	-	66,513
GRP 931 SPECIAL TRANSACTIONS AND COMMODITIES	811	-	811
DIV 71 POWER GENERATING MACHINERY AND EQUIPMENT	66,513	-	66,513
DIV 93 SPECIAL TRANSACTIONS AND COMMODITIES	811	-	811
SECT 7 MACHINERY & TRANSPORT EQUIPMENT	66,513	-	66,513
SECT 9 MISCELLANEOUS TRANSACTIONS AND COMMODITIES	811	-	811
TOTAL - SOLOMON ISLANDS	67,324	-	67,324
... SOUTH AFRICA, REPUBLIC OF			
GRP 057 FRUITS AND NUTS (NOT INCLUDING OIL NUTS), FRESH OR DRIED	-	25,064,906	-
GRP 058 FRUITS, PRESERVED, AND FRUIT PREPARATIONS (EXCLUDING FRUIT JUICES)	-	21,125	-
GRP 075 SPICES	-	6,300	-
GRP 112 ALCOHOLIC BEVERAGES	-	27,808	-
GRP 231 NATURAL RUBBER, NATURAL GUMS, IN PRIMARY FORMS	15,565,216	-	-
GRP 248 WOOD, SIMPLY WORKED, AND RAILWAY SLEEPERS OF WOOD	10,899,835	-	-
GRP 292 CRUDE VEGETABLE MATERIALS, N.E.S.	-	112,896	-

TABLE 8 (MODIFIED)

SABAH (FINAL)

FOREIGN TRADE : COUNTRY WITH GROUP / DIVISION & SECTION TOTALS

GROUP / DIV / SECT	EXPORT & RE EXPORTS		IMPORTS	RE EXPORTS
	RM FOB	RM CIF	RM FOB	RM FOB
	JAN - DEC 2021	JAN - DEC 2021	JAN - DEC 2021	JAN - DEC 2021
GRP 334	PETROLEUM PRODUCTS, REFINED	-	530	-
GRP 422	OTHER FIXED VEGETABLE OILS, FLUID OR SOLID, CRUDE, REFINED OR PURIFIED	13,186,936	-	-
GRP 592	STARCHES, INULIN AND WHEAT GLUTEN; ALBUMINOIDAL SUBSTANCES; GLUES	-	97,349	-
GRP 667	PEARLS, PRECIOUS AND SEMI-PRECIOUS STONES, UNWORKED OR WORKED	-	5,765	-
GRP 679	TUBES, PIPES AND HOLLOW PROFILES, AND TUBES OR PIPE FITTINGS, OF IRON OR STEEL	-	82,824	-
GRP 699	MANUFACTURES OF BASE METAL, N.E.S.	-	14,418	-
GRP 713	INTERNAL COMBUSTION PISTON ENGINES, AND PARTS THEREOF, N.E.S.	-	14,680	-
GRP 728	OTHER MACHINERY AND EQUIPMENT SPECIALIZED FOR PARTICULAR INDUSTRIES, AND PARTS THEREOF, N.E.S.	-	14,873	-
GRP 743	PUMPS (OTHER THAN PUMPS FOR LIQUIDS) AND COMPRESSORS AND FANS; CENTRIFUGES; FILTERING OR PURIFYING APPARATUS	-	2,980	-
GRP 747	TAPS, COCKS, VALVES AND SIMILAR APPLIANCE	-	16,505	-
GRP 781	MOTOR CARS AND OTHER MOTOR VEHICLES FOR THE TRANSPORT OF PERSONS	-	490,186	-
GRP 874	MEASURING, CHECKING, ANALYSING AND CONTROLLING INSTRUMENTS AND APPARATUS N.E.S.	-	31,723	-
GRP 931	SPECIAL TRANSACTIONS AND COMMODITIES	722	54,724	722
DIV 05	VEGETABLES AND FRUITS	-	25,086,031	-
DIV 07	COFFEE, TEA, COCOA, SPICES, AND MANUFACTURES THEREOF	-	6,300	-
DIV 11	BEVERAGES	-	27,808	-
DIV 23	CRUDE RUBBER (INCLUDING SYNTHETIC AND RECLAIMED)	15,565,216	-	-
DIV 24	CORK AND WOOD	10,899,835	-	-
DIV 29	CRUDE ANIMAL AND VEGETABLE MATERIALS, N.E.S.	-	112,896	-
DIV 33	PETROLEUM, PETROLEUM PRODUCTS AND RELATED MATERIALS	-	530	-
DIV 42	FIXED VEGETABLE OILS AND FATS, CRUDE, REFINED OR FRACTIONATED	13,186,936	-	-
DIV 59	CHEMICAL MATERIALS AND PRODUCTS, N.E.S.	-	97,349	-
DIV 66	NON-METALLIC MINERAL MANUFACTURES N.E.S.	-	5,765	-
DIV 67	IRON AND STEEL	-	82,824	-
DIV 69	MANUFACTURES OF METAL, N.E.S.	-	14,418	-
DIV 71	POWER GENERATING MACHINERY AND EQUIPMENT	-	14,680	-
DIV 72	MACHINERY SPECIALIZED FOR PARTICULAR INDUSTRIES	-	14,873	-
DIV 74	GENERAL INDUSTRIAL MACHINERY AND EQUIPMENT, N.E.S. AND MACHINE PARTS, N.E.S.	-	19,485	-
DIV 78	ROAD VEHICLES (INCLUDING AIR - CUSHION VEHICLES)	-	490,186	-
DIV 87	PROFESSIONAL, SCIENTIFIC AND CONTROLLING INSTRUMENTS AND APPARATUS, N.E.S.	-	31,723	-
DIV 93	SPECIAL TRANSACTIONS AND COMMODITIES	722	54,724	722
SECT 0	FOOD AND LIVE ANIMALS	-	25,092,331	-
SECT 1	BEVERAGES AND TOBACCO	-	27,808	-

TABLE 8 (MODIFIED)

SABAH (FINAL)

FOREIGN TRADE : COUNTRY WITH GROUP / DIVISION & SECTION TOTALS

GROUP / DIV / SECT	EXPORT & RE EXPORTS RM FOB JAN - DEC 2021	IMPORTS RM CIF JAN - DEC 2021	RE EXPORTS RM FOB JAN - DEC 2021
SECT 2 CRUDE MATERIALS, INEDIABLE	26,465,051	112,896	-
SECT 3 MINERAL FUELS, LUBRICANTS, ETC.	-	530	-
SECT 4 ANIMAL AND VEGETABLE OILS AND FATS	13,186,936	-	-
SECT 5 CHEMICALS	-	97,349	-
SECT 6 MANUFACTURED GOODS	-	103,007	-
SECT 7 MACHINERY & TRANSPORT EQUIPMENT	-	539,224	-
SECT 8 MISCELLANEOUS MANUFACTURED ARTICLES	-	31,723	-
SECT 9 MISCELLANEOUS TRANSACTIONS AND COMMODITIES	722	54,724	722
TOTAL - SOUTH AFRICA, REPUBLIC OF	39,652,709	26,059,592	722
--- SOUTH SUDAN			
GRP 931 SPECIAL TRANSACTIONS AND COMMODITIES	1,673	-	1,673
DIV 93 SPECIAL TRANSACTIONS AND COMMODITIES	1,673	-	1,673
SECT 9 MISCELLANEOUS TRANSACTIONS AND COMMODITIES	1,673	-	1,673
TOTAL - SOUTH SUDAN	1,673	-	1,673
--- SPAIN			
GRP 011 MEAT OF BOVINE ANIMALS, FRESH, CHILLED OR FROZEN	-	12,465	-
GRP 012 OTHER MEAT AND EDIBLE OFFAL, FRESH, CHILLED OR FROZEN	-	811,048	-
GRP 016 MEAT AND EDIBLE MEAT OFFAL, SALTED, IN BRINE, DRIED OR SMOKED; EDIBLE FLOURS AND MEALS OF MEAT OR	-	66,725	-
GRP 017 MEAT AND EDIBLE MEAT OFFAL, PREPARED OR PRESERVED, N.E.S.	-	12,399	-
GRP 022 MILK AND CREAM AND MILK PRODUCTS OTHER THAN BUTTER OR CHEESE	-	162,456	-
GRP 034 FISH, FRESH(LIVE OR DEAD), CHILLED OR FROZEN	-	74,549	-
GRP 054 VEGETABLES, FRESH, CHILLED, FROZEN OR SIMPLY PRESERVED	-	1,275,173	-
GRP 056 VEGETABLES, ROOT AND TUBERS, PREPARED OR PRESERVED, N.E.S.	-	19,059	-
GRP 057 FRUITS AND NUTS (NOT INCLUDING OIL NUTS), FRESH OR DRIED	-	167,261	-
GRP 058 FRUITS, PRESERVED, AND FRUIT PREPARATIONS (EXCLUDING FRUIT JUICES)	-	99,294	-
GRP 062 SUGAR CONFECTIONERY	-	76,019	-
GRP 075 SPICES	-	4,221	-
GRP 098 EDIBLE PRODUCTS AND PREPARATIONS, N.E.S.	-	3,751,253	-
GRP 111 NON-ALCOHOLIC BEVERAGES, N.E.S.	-	11,815	-
GRP 112 ALCOHOLIC BEVERAGES	-	252,592	-
GRP 334 PETROLEUM PRODUCTS, REFINED	-	54,850	-
GRP 421 FIXED VEGETABLE OILS, 'SOFT', CRUDE, REFINED OR PURIFIED	-	3,084,793	-
GRP 422 OTHER FIXED VEGETABLE OILS, FLUID OR SOLID, CRUDE, REFINED OR PURIFIED	106,988,039	-	-

TABLE 8 (MODIFIED)

SABAH (FINAL)

FOREIGN TRADE : COUNTRY WITH GROUP / DIVISION & SECTION TOTALS

GROUP / DIV / SECT	EXPORT & RE EXPORTS RM FOB JAN - DEC 2021	IMPORTS RM CIF JAN - DEC 2021	RE EXPORTS RM FOB JAN - DEC 2021
GRP 512 ALCOHOLS, PHENOLS, PHENOL-ALCOHOLS, AND THEIR DERIVATIVES	48,418,088	-	-
GRP 523 METALLIC SALTS AND PEROXYSALTS, OF INORGANIC ACIDS	-	8,220	-
GRP 533 PIGMENTS, PAINTS, VARNISHES AND RELATED MATERIALS	-	198,996	-
GRP 553 PERFUMERY, COSMETICS AND TOILET PREPARATIONS	-	77,963	-
GRP 575 OTHER PLASTICS, IN PRIMARY FORMS	-	1,573,685	-
GRP 581 TUBES, PIPES AND HOSES OF PLASTICS	-	422,275	-
GRP 597 PREPARED ADDITIVES FOR MINERAL OILS; LUBRICATING PREPARATIONS	-	1,420,198	-
GRP 598 MISCELLANEOUS CHEMICAL PRODUCTS, N.E.S.	-	812,207	-
GRP 612 MANUFACTURES OF LEATHER OR OF COMPOSITION LEATHER, N.E.S. SADDLERY, HARNESS	-	2,508	-
GRP 625 RUBBER TYRES, INTERCHANGEABLE TRYE TREADS, INNER TUBES AND TYRE FLABS	-	19,011	-
GRP 629 ARTICLES OF RUBBER, N.E.S	-	2,662	-
GRP 641 PAPER AND PAPERBOARD	-	113,910	-
GRP 651 TEXTILE YARN	-	2,065	-
GRP 662 CLAY CONSTRUCTION MATERIALS AND REFRACTORY CONSTRUCTION MATERIALS	-	2,642	-
GRP 664 GLASS	-	2,289	-
GRP 679 TUBES, PIPES AND HOLLOW PROFILES, AND TUBES OR PIPE FITTINGS, OF IRON OR STEEL	-	355,885	-
GRP 683 NICKEL (INCLUDING ALLOYS)	-	10,269	-
GRP 694 NAILS, SCREWS, NUTS, BOLTS, RIVETS AND THE LIKE, OF IRON, STEEL, COPPER OR ALUMINIUM	-	4,109	-
GRP 699 MANUFACTURES OF BASE METAL, N.E.S.	-	35,943	-
GRP 713 INTERNAL COMBUSTION PISTON ENGINES, AND PARTS THEREOF, N.E.S.	-	36,658	-
GRP 716 ROTATING ELECTRIC PLANT AND PARTS THEREOF, N.E.S.	-	10,559	-
GRP 718 OTHER POWER GENERATING MACHINERY AND PARTS THEREOF, N.E.S.	-	3,937	-
GRP 723 CIVIL ENGINEERING AND CONTRACTORS' PLANT AND EQUIPMENT	-	323,047	-
GRP 728 OTHER MACHINERY AND EQUIPMENT SPECIALIZED FOR PARTICULAR INDUSTRIES, AND PARTS THEREOF, N.E.S.	205,905	26,440	205,905
GRP 742 PUMPS FOR LIQUIDS, LIQUID ELEVATORS AND PARTS	-	86,154	-
GRP 743 PUMPS (OTHER THAN PUMPS FOR LIQUIDS) AND COMPRESSORS AND FANS; CENTRIFUGES; FILTERING OR PURIFYING APPARATUS	-	98,559	-
GRP 744 MECHANICAL HANDLING EQUIPMENT, AND PARTS THEREOF, N.E.S.	6,864	-	6,864
GRP 745 OTHER NON-ELECTRICAL MACHINERY, TOOLS AND MECHANICAL APPARATUS, AND PARTS THEREOF, N.E.S.	-	94,599	-
GRP 746 BALL OR ROLLER BEARINGS	-	20,364	-
GRP 747 TAPS, COCKS, VALVES AND SIMILAR APPLIANCE	80,541	79,756	80,541
GRP 748 TRANSMISSION SHAFTS AND CRANKS; BEARING HOUSINGS AND PARTS THEREOF	-	79,886	-
GRP 749 NON-ELECTRIC PARTS AND ACCESSORIES OF MACHINERY, N.E.S.	-	139,335	-
GRP 752 AUTOMATIC DATA PROCESSING MACHINES AND UNITS THEREOF	-	3,342	-
GRP 764 TELECOMMUNICATIONS EQUIPMENTS, N.E.S.; THEIR PARTS, AND ACCESSORIES USED IN DIVISION 76	6,875	3,247	6,875

TABLE 8 (MODIFIED)

SABAH (FINAL)

FOREIGN TRADE : COUNTRY WITH GROUP / DIVISION & SECTION TOTALS

GROUP / DIV / SECT	EXPORT & RE EXPORTS		IMPORTS	RE EXPORTS
	RM FOB	RM CIF	RM CIF	RM FOB
	JAN - DEC 2021	JAN - DEC 2021	JAN - DEC 2021	JAN - DEC 2021
GRP 771	ELECTRIC POWER MACHINERY (OTHER THAN ROTATING ELECTRIC PLANT), AND PARTS THEREOF	-	119,131	-
GRP 772	ELECTRICAL APPARATUS, RESISTOR, SWITCHBOARD AND CONTROL PANELS N.E.S., AND PARTS N.E.S.	-	39,785	-
GRP 773	EQUIPMENT FOR DISTRIBUTING ELECTRICITY, N.E.S.	330,073	21,711	330,073
GRP 776	THERMIONIC VALVES AND TUBES; PHOTOCELLS; ETC., AND PARTS THEREOF, N.E.S.	-	2,555	-
GRP 778	ELECTRICAL MACHINERY AND APPARATUS, N.E.S.	-	63,277	-
GRP 785	MOTORCYCLES, AND CYCLES, MOTORIZED AND NON-MOTORIZED; INVALID CARRIAGES	-	11,321	-
GRP 813	LIGHTING FIXTURES AND FITTINGS, N.E.S.	-	105,843	-
GRP 831	TRAVEL GOODS, HANDBAGS AND SIMILAR CONTAINERS	5,330	141,007	5,330
GRP 842	WOMEN'S AND GIRLS' COATS, CAPES, JACKETS, SUITS, BLAZERS, TROUSERS, SHORTS AND SIMILAR ARTICLES OF TEXTILE FABRICS, NOT KNITTED OR CROCHETED	1,123,260	25,086	1,123,260
GRP 843	MEN'S OR BOYS' COATS, CAPES, JACKETS, SUITS, BLAZERS, TROUSERS, SHORTS AND SIMILAR ARTICLES OF TEXTILE FABRICS, KNITTED OR CROCHETED	-	8,310	-
GRP 845	ARTICLES OF APPAREL, OF TEXTILE FABRICS, WHETHER OR NOT KNITTED OR CROCHETED, N.E.S.	716,690	26,384	716,690
GRP 848	ARTICLES OF APPAREL AND CLOTHING ACCESSORIES OF OTHER THAN TEXTILE FABRICS, HEADGEAR OF ALL MATERIALS	-	9,224	-
GRP 851	FOOTWEAR	-	76,061	-
GRP 871	OPTICAL INSTRUMENTS AND APPARATUS, N.E.S.	-	8,079	-
GRP 872	MEDICAL INSTRUMENTS AND APPLIANCES, N.E.S.	-	5,420	-
GRP 874	MEASURING, CHECKING, ANALYSING AND CONTROLLING INSTRUMENTS AND APPARATUS N.E.S.	7,223	47,568	7,223
GRP 885	WATCHES AND CLOCKS	-	2,123	-
GRP 892	PRINTED MATTER	-	57,943	-
GRP 894	BABY CARRIAGES, TOYS, GAMES AND SPORTING GOODS	-	4,034	-
GRP 899	MISCELLANEOUS MANUFACTURED ARTICLES, N.E.S.	-	24,338	-
GRP 931	SPECIAL TRANSACTIONS AND COMMODITIES	1,009,834	371,054	1,007,862
DIV 01	MEAT AND MEAT PREPARATIONS	-	902,637	-
DIV 02	DAIRY PRODUCT AND BIRDS EGGS	-	162,456	-
DIV 03	FISH, CRUSTACEANS AND MOLLUSCS, AND PREPARATIONS THEREOF	-	74,549	-
DIV 05	VEGETABLES AND FRUITS	-	1,560,787	-
DIV 06	SUGARS, SUGAR PREPARATIONS AND HONEY	-	76,019	-
DIV 07	COFFEE, TEA, COCOA, SPICES, AND MANUFACTURES THEREOF	-	4,221	-
DIV 09	MISCELLANEOUS EDIBLE PRODUCTS AND PREPARATIONS	-	3,751,253	-
DIV 11	BEVERAGES	-	264,407	-
DIV 33	PETROLEUM, PETROLEUM PRODUCTS AND RELATED MATERIALS	-	54,850	-
DIV 42	FIXED VEGETABLE OILS AND FATS, CRUDE, REFINED OR FRACTIONATED	106,988,039	3,084,793	-
DIV 51	ORGANIC CHEMICALS	48,418,088	-	-
DIV 52	INORGANIC CHEMICALS	-	8,220	-

TABLE 8 (MODIFIED)

SABAH (FINAL)

FOREIGN TRADE : COUNTRY WITH GROUP / DIVISION & SECTION TOTALS

GROUP / DIV / SECT	EXPORT & RE EXPORTS		IMPORTS	RE EXPORTS
	RM FOB	RM CIF	RM CIF	RM FOB
	JAN - DEC 2021	JAN - DEC 2021	JAN - DEC 2021	JAN - DEC 2021
DIV 53	DYEING, TANNING AND COLOURING MATERIALS	-	198,996	-
DIV 55	ESSENTIAL OILS AND RESINOIDS AND PERFUME MATERIALS; TOILET, POLISHING AND CLEANSING PREPARATIONS	-	77,963	-
DIV 57	PLASTICS IN PRIMARY FORMS	-	1,573,685	-
DIV 58	PLASTICS IN NON-PRIMARY FORMS	-	422,275	-
DIV 59	CHEMICAL MATERIALS AND PRODUCTS, N.E.S.	-	2,232,405	-
DIV 61	LEATHER, LEATHER MANUFACTURES, N.E.S. AND DRESSED FURSKINS	-	2,508	-
DIV 62	RUBBER MANUFACTURES, N.E.S.	-	21,673	-
DIV 64	PAPER, PAPERBOARD, AND ARTICLES OF PAPER PULP, OF PAPER OR PAPERBOARD	-	113,910	-
DIV 65	TEXTILE YARN, FABRICS, MADE-UP ARICLES, N.E.S. AND RELATED PRODUCTS	-	2,065	-
DIV 66	NON-METALLIC MINERAL MANUFACTURES N.E.S.	-	4,931	-
DIV 67	IRON AND STEEL	-	355,885	-
DIV 68	NON-FERROUS METALS	-	10,269	-
DIV 69	MANUFACTURES OF METAL, N.E.S.	-	40,052	-
DIV 71	POWER GENERATING MACHINERY AND EQUIPMENT	-	51,154	-
DIV 72	MACHINERY SPECIALIZED FOR PARTICULAR INDUSTRIES	205,905	349,487	205,905
DIV 74	GENERAL INDUSTRIAL MACHINERY AND EQUIPMENT, N.E.S. AND MACHINE PARTS, N.E.S.	87,405	598,653	87,405
DIV 75	OFFICE MACHINES AND AUTOMATIC DATA PROCESSING EQUIPMENT	-	3,342	-
DIV 76	TELECOMMUNICATIONS AND SOUND RECORDING AND REPRODUCING APPARATUS AND EQUIPMENT	6,875	3,247	6,875
DIV 77	ELECTRICAL MACHINERY, APPARATUS AND APPLIANCES, N.E.S. AND ELECTRICAL PARTS THEREOF	330,073	246,459	330,073
DIV 78	ROAD VEHICLES (INCLUDING AIR - CUSHION VEHICLES)	-	11,321	-
DIV 81	PREFABRICATED BUILDINGS, SANITARY, PLUMBING, HEATING AND LIGHTING FIXTURES AND FITTINGS, N.E.S.	-	105,843	-
DIV 83	TRAVEL GOODS, HANDBAGS AND SIMILAR CONTAINERS	5,330	141,007	5,330
DIV 84	ARTICLES OF APPAREL AND CLOTHING ACCESSORIES	1,839,950	69,004	1,839,950
DIV 85	FOOTWEAR	-	76,061	-
DIV 87	PROFESSIONAL, SCIENTIFIC AND CONTROLLING INSTRUMENTS AND APPARATUS, N.E.S.	7,223	61,067	7,223
DIV 88	PHOTOGRAPHIC APPARATUS, EQUIPMENT AND SUPPLIED AND OPTICAL GOODS, N.E.S., WATCHES AND CLOCKS	-	2,123	-
DIV 89	MISCELLANEOUS MANUFACTURED ARTICLES, N.E.S.	-	86,315	-
DIV 93	SPECIAL TRANSACTIONS AND COMMODITIES	1,009,834	371,054	1,007,862
SECT 0	FOOD AND LIVE ANIMALS	-	6,531,922	-
SECT 1	BEVERAGES AND TOBACCO	-	264,407	-
SECT 3	MINERAL FUELS, LUBRICANTS, ETC.	-	54,850	-
SECT 4	ANIMAL AND VEGETABLE OILS AND FATS	106,988,039	3,084,793	-
SECT 5	CHEMICALS	48,418,088	4,513,544	-
SECT 6	MANUFACTURED GOODS	-	551,293	-

TABLE 8 (MODIFIED)

SABAH (FINAL)

FOREIGN TRADE : COUNTRY WITH GROUP / DIVISION & SECTION TOTALS

GROUP / DIV / SECT	EXPORT & RE EXPORTS RM FOB JAN - DEC 2021	IMPORTS RM CIF JAN - DEC 2021	RE EXPORTS RM FOB JAN - DEC 2021
SECT 7 MACHINERY & TRANSPORT EQUIPMENT	630,258	1,263,663	630,258
SECT 8 MISCELLANEOUS MANUFACTURED ARTICLES	1,852,503	541,420	1,852,503
SECT 9 MISCELLANEOUS TRANSACTIONS AND COMMODITIES	1,009,834	371,054	1,007,862
TOTAL - SPAIN	158,898,722	17,176,946	3,490,623
... SRI LANKA, REPUBLIC OF			
GRP 046 MEAL AND FLOUR OF WHEAT AND FLOUR OF MESLIN	-	3,464,207	-
GRP 056 VEGETABLES, ROOT AND TUBERS, PREPARED OR PRESERVED, N.E.S.	-	2,590	-
GRP 072 COCOA	191,380	-	-
GRP 073 CHOCOLATE AND OTHER FOOD PREPARATIONS CONTAINING COCOA, N.E.S	206,009	-	-
GRP 074 TEA AND MATE	-	56,141	-
GRP 248 WOOD, SIMPLY WORKED, AND RAILWAY SLEEPERS OF WOOD	302,579	-	-
GRP 265 VEGETABLE TEXTILE FIBRES (OTHER THAN COTTON AND JUTE) RAW OR PROCESSED AND WASTE	-	40,501	-
GRP 541 MEDICINAL AND PHARMACEUTICAL PRODUCTS, OTHER THAN MEDICAMENTS OF GROUP 542	-	71,742	-
GRP 629 ARTICLES OF RUBBER, N.E.S	-	215,182	-
GRP 657 SPECIAL YARNS, TEXTILE FABRICS AND RELATED PRODUCTS	3,500	-	3,500
GRP 846 CLOTHING ACCESSORIES, OF TEXTILE FABRICS, WHETHER OR NOT KNITTED OR CROCHETED	-	35,105	-
GRP 848 ARTICLES OF APPAREL AND CLOTHING ACCESSORIES OF OTHER THAN TEXTILE FABRICS, HEADGEAR OF ALL MATERIALS	-	21,210	-
GRP 931 SPECIAL TRANSACTIONS AND COMMODITIES	932	34,863	552
DIV 04 CEREALS AND CEREAL PREPARATIONS	-	3,464,207	-
DIV 05 VEGETABLES AND FRUITS	-	2,590	-
DIV 07 COFFEE, TEA, COCOA, SPICES, AND MANUFACTURES THEREOF	397,389	56,141	-
DIV 24 CORK AND WOOD	302,579	-	-
DIV 26 TEXTILE FIBRES(OTHER THAN WOOL TOPS) AND THEIR WASTES (NOT MANUFACTURED INTO YARN OR FABRICS)	-	40,501	-
DIV 54 MEDICINAL AND PHARMACEUTICAL PRODUCTS	-	71,742	-
DIV 62 RUBBER MANUFACTURES, N.E.S.	-	215,182	-
DIV 65 TEXTILE YARN, FABRICS, MADE-UP ARICLES, N.E.S. AND RELATED PRODUCTS	3,500	-	3,500
DIV 84 ARTICLES OF APPAREL AND CLOTHING ACCESSORIES	-	56,315	-
DIV 93 SPECIAL TRANSACTIONS AND COMMODITIES	932	34,863	552
SECT 0 FOOD AND LIVE ANIMALS	397,389	3,522,938	-
SECT 2 CRUDE MATERIALS, INEDIABLE	302,579	40,501	-
SECT 5 CHEMICALS	-	71,742	-
SECT 6 MANUFACTURED GOODS	3,500	215,182	3,500
SECT 8 MISCELLANEOUS MANUFACTURED ARTICLES	-	56,315	-

TABLE 8 (MODIFIED)

SABAH (FINAL)

FOREIGN TRADE : COUNTRY WITH GROUP / DIVISION & SECTION TOTALS

GROUP / DIV / SECT	EXPORT & RE EXPORTS RM FOB JAN - DEC 2021	IMPORTS RM CIF JAN - DEC 2021	RE EXPORTS RM FOB JAN - DEC 2021
SECT 9 MISCELLANEOUS TRANSACTIONS AND COMMODITIES	932	34,863	552
TOTAL - SRI LANKA, REPUBLIC OF	704,400	3,941,541	4,052
--- SUDAN			
GRP 723 CIVIL ENGINEERING AND CONTRACTORS' PLANT AND EQUIPMENT	1,488,071	-	1,488,071
GRP 731 MACHINE-TOOLS WORKING BY REMOVING METAL OR OTHER MATERIAL	398,713	-	398,713
GRP 752 AUTOMATIC DATA PROCESSING MACHINES AND UNITS THEREOF	11,651	-	11,651
GRP 931 SPECIAL TRANSACTIONS AND COMMODITIES	1,619	-	1,619
DIV 72 MACHINERY SPECIALIZED FOR PARTICULAR INDUSTRIES	1,488,071	-	1,488,071
DIV 73 METALWORKING MACHINERY	398,713	-	398,713
DIV 75 OFFICE MACHINES AND AUTOMATIC DATA PROCESSING EQUIPMENT	11,651	-	11,651
DIV 93 SPECIAL TRANSACTIONS AND COMMODITIES	1,619	-	1,619
SECT 7 MACHINERY & TRANSPORT EQUIPMENT	1,898,435	-	1,898,435
SECT 9 MISCELLANEOUS TRANSACTIONS AND COMMODITIES	1,619	-	1,619
TOTAL - SUDAN	1,900,054	-	1,900,054
--- SURINAME			
GRP 931 SPECIAL TRANSACTIONS AND COMMODITIES	30	-	30
DIV 93 SPECIAL TRANSACTIONS AND COMMODITIES	30	-	30
SECT 9 MISCELLANEOUS TRANSACTIONS AND COMMODITIES	30	-	30
TOTAL - SURINAME	30	-	30
--- SWEDEN			
GRP 054 VEGETABLES, FRESH, CHILLED, FROZEN OR SIMPLY PRESERVED	-	520,561	-
GRP 073 CHOCOLATE AND OTHER FOOD PREPARATIONS CONTAINING COCOA, N.E.S	-	1,108,953	-
GRP 112 ALCOHOLIC BEVERAGES	-	134,683	-
GRP 334 PETROLEUM PRODUCTS, REFINED	-	74,761	-
GRP 533 PIGMENTS, PAINTS, VARNISHES AND RELATED MATERIALS	-	11,054	-
GRP 554 SOAP, CLEANSING AND POLISHING PREPARATIONS	-	43,407	-
GRP 562 FERTILIZERS, MANUFACTURED	-	728,189	-
GRP 582 PLATES, SHEETS, FILM, COIL AND STRIP OF PLASTICS	-	33,284	-
GRP 592 STARCHES, INULIN AND WHEAT GLUTEN; ALBUMINOIDAL SUBSTANCES; GLUES	-	2,559	-
GRP 597 PREPARED ADDITIVES FOR MINERAL OILS; LUBRICATING PREPARATIONS	-	2,649	-
GRP 598 MISCELLANEOUS CHEMICAL PRODUCTS, N.E.S.	-	90,291	-
GRP 621 MATERIALS OF RUBBER	-	21,033	-

TABLE 8 (MODIFIED)

SABAH (FINAL)

FOREIGN TRADE : COUNTRY WITH GROUP / DIVISION & SECTION TOTALS

GROUP / DIV / SECT	EXPORT & RE EXPORTS		IMPORTS	RE EXPORTS
	RM FOB	RM CIF	RM CIF	RM FOB
	JAN - DEC 2021	JAN - DEC 2021	JAN - DEC 2021	JAN - DEC 2021
GRP 625 RUBBER TYRES, INTERCHANGEABLE TRYE TREADS, INNER TUBES AND TYRE FLABS	-		2,055	-
GRP 629 ARTICLES OF RUBBER, N.E.S	-		263,443	-
GRP 641 PAPER AND PAPERBOARD	-		1,695,417	-
GRP 676 IRON AND STEEL BARS, RODS, ANGLES, SHAPES AND SECTIONS (INCLUDING SHEET PILING)	-		4,322	-
GRP 679 TUBES, PIPES AND HOLLOW PROFILES, AND TUBES OR PIPE FITTINGS, OF IRON OR STEEL	-		12,399	-
GRP 692 METAL CONTAINERS FOR STORAGE OR TRANSPORT	-		19,648	-
GRP 694 NAILS, SCREWS, NUTS, BOLTS, RIVETS AND THE LIKE, OF IRON, STEEL, COPPER OR ALUMINIUM	-		15,499	-
GRP 695 TOOLS FOR USE IN THE HAND OR IN MACHINES	-		74,393	-
GRP 699 MANUFACTURES OF BASE METAL, N.E.S.	-		9,791	-
GRP 713 INTERNAL COMBUSTION PISTON ENGINES, AND PARTS THEREOF, N.E.S.	-		42,578	-
GRP 714 ENGINES AND MOTORS, NON-ELECTRIC, AND PARTS, N.E.S.	74,958		-	74,958
GRP 716 ROTATING ELECTRIC PLANT AND PARTS THEREOF, N.E.S.	-		38,609	-
GRP 718 OTHER POWER GENERATING MACHINERY AND PARTS THEREOF, N.E.S.	-		20,874	-
GRP 721 AGRICULTURAL MACHINERY (EXCLUDING TRACTORS) AND PARTS THEREOF	-		1,663,653	-
GRP 722 TRACTORS, WHETHER OR NOT FITTED WITH POWER TAKE OFFS, WINCHES OR PULLEYS	-		27,100	-
GRP 723 CIVIL ENGINEERING AND CONTRACTORS' PLANT AND EQUIPMENT	-		65,434	-
GRP 728 OTHER MACHINERY AND EQUIPMENT SPECIALIZED FOR PARTICULAR INDUSTRIES, AND PARTS THEREOF, N.E.S.	-		403,395	-
GRP 731 MACHINE-TOOLS WORKING BY REMOVING METAL OR OTHER MATERIAL	-		4,769	-
GRP 741 HEATING AND COOLING EQUIPMENT AND PARTS THEREOF, N.E.S.	-		277,153	-
GRP 742 PUMPS FOR LIQUIDS, LIQUID ELEVATORS AND PARTS	-		117,019	-
GRP 743 PUMPS (OTHER THAN PUMPS FOR LIQUIDS) AND COMPRESSORS AND FANS; CENTRIFUGES; FILTERING OR PURIFYING APPARATUS	-		614,846	-
GRP 744 MECHANICAL HANDLING EQUIPMENT, AND PARTS THEREOF, N.E.S.	-		879,389	-
GRP 745 OTHER NON-ELECTRICAL MACHINERY, TOOLS AND MECHANICAL APPARATUS, AND PARTS THEREOF, N.E.S.	-		7,571,548	-
GRP 746 BALL OR ROLLER BEARINGS	-		9,082	-
GRP 747 TAPS, COCKS, VALVES AND SIMILAR APPLIANCE	-		370,054	-
GRP 748 TRANSMISSION SHAFTS AND CRANKS; BEARING HOUSINGS AND PARTS THEREOF	489,406		31,658	489,406
GRP 749 NON-ELECTRIC PARTS AND ACCESSORIES OF MACHINERY, N.E.S.	-		92,457	-
GRP 751 OFFICE MACHINES	-		12,352	-
GRP 752 AUTOMATIC DATA PROCESSING MACHINES AND UNITS THEREOF	-		25,026	-
GRP 761 TELEVISION RECEIVERS WITH RADIO-BROADCAST RECEIVERS, SOUND RECORDERS OR REPRODUCERS	-		95,819	-
GRP 772 ELECTRICAL APPARATUS, RESISTOR, SWITHBOARD AND CONTROL PANELS N.E.S., AND PARTS N.E.S.	-		133,115	-
GRP 773 EQUIPMENT FOR DISTRIBUTING ELECTRICITY, N.E.S.	-		108,873	-
GRP 776 THERMIONIC VALVES AND TUBES; PHOTOCELLS; ETC., AND PARTS THEREOF, N.E.S.	-		32,893	-
GRP 778 ELECTRICAL MACHINERY AND APPARATUS, N.E.S.	-		216,987	-

TABLE 8 (MODIFIED)

SABAH (FINAL)

FOREIGN TRADE : COUNTRY WITH GROUP / DIVISION & SECTION TOTALS

GROUP / DIV / SECT	EXPORT & RE EXPORTS		IMPORTS	RE EXPORTS
	RM FOB	RM CIF	RM CIF	RM FOB
	JAN - DEC 2021	JAN - DEC 2021	JAN - DEC 2021	JAN - DEC 2021
GRP 781	MOTOR CARS AND OTHER MOTOR VEHICLES FOR THE TRANSPORT OF PERSONS	-	356,530	-
GRP 784	PARTS AND ACCESSORIES, OF THE MOTOR VEHICLES FALLING WITHIN GROUP 722, 781, 782 OR 783	-	7,968	-
GRP 813	LIGHTING FIXTURES AND FITTINGS, N.E.S.	-	2,495	-
GRP 874	MEASURING, CHECKING, ANALYSING AND CONTROLLING INSTRUMENTS AND APPARATUS N.E.S.	-	1,676,860	-
GRP 885	WATCHES AND CLOCKS	-	2,990	-
GRP 897	JEWELLERY, GOLDSMITHS' AND SILVERSMITHS' WARES AND OTHER ARTICLES OF PRECIOUS OR SEMI-PRECIOUS MATERIALS, N.E.S.	-	4,700	-
GRP 898	MUSICAL INSTRUMENTS AND PARTS AND ACCESSORIES THEREOF	-	26,912	-
GRP 931	SPECIAL TRANSACTIONS AND COMMODITIES	955	219,147	955
DIV 05	VEGETABLES AND FRUITS	-	520,561	-
DIV 07	COFFEE, TEA, COCOA, SPICES, AND MANUFACTURES THEREOF	-	1,108,953	-
DIV 11	BEVERAGES	-	134,683	-
DIV 33	PETROLEUM, PETROLEUM PRODUCTS AND RELATED MATERIALS	-	74,761	-
DIV 53	DYEING, TANNING AND COLOURING MATERIALS	-	11,054	-
DIV 55	ESSENTIAL OILS AND RESINOIDS AND PERFUME MATERIALS; TOILET, POLISHING AND CLEANSING PREPARATIONS	-	43,407	-
DIV 56	FERTILIZERS, MANUFACTURED	-	728,189	-
DIV 58	PLASTICS IN NON-PRIMARY FORMS	-	33,284	-
DIV 59	CHEMICAL MATERIALS AND PRODUCTS, N.E.S.	-	95,499	-
DIV 62	RUBBER MANUFACTURES, N.E.S.	-	286,531	-
DIV 64	PAPER, PAPERBOARD, AND ARTICLES OF PAPER PULP, OF PAPER OR PAPERBOARD	-	1,695,417	-
DIV 67	IRON AND STEEL	-	16,721	-
DIV 69	MANUFACTURES OF METAL, N.E.S.	-	119,331	-
DIV 71	POWER GENERATING MACHINERY AND EQUIPMENT	74,958	102,061	74,958
DIV 72	MACHINERY SPECIALIZED FOR PARTICULAR INDUSTRIES	-	2,159,582	-
DIV 73	METALWORKING MACHINERY	-	4,769	-
DIV 74	GENERAL INDUSTRIAL MACHINERY AND EQUIPMENT, N.E.S. AND MACHINE PARTS, N.E.S.	489,406	9,963,206	489,406
DIV 75	OFFICE MACHINES AND AUTOMATIC DATA PROCESSING EQUIPMENT	-	37,378	-
DIV 76	TELECOMMUNICATIONS AND SOUND RECORDING AND REPRODUCING APPARATUS AND EQUIPMENT	-	95,819	-
DIV 77	ELECTRICAL MACHINERY, APPARATUS AND APPLIANCES, N.E.S. AND ELECTRICAL PARTS THEREOF	-	491,868	-
DIV 78	ROAD VEHICLES (INCLUDING AIR - CUSHION VEHICLES)	-	364,498	-
DIV 81	PREFABRICATED BUILDINGS, SANITARY, PLUMBING, HEATING AND LIGHTING FIXTURES AND FITTINGS, N.E.S.	-	2,495	-
DIV 87	PROFESSIONAL, SCIENTIFIC AND CONTROLLING INSTRUMENTS AND APPARATUS, N.E.S.	-	1,676,860	-
DIV 88	PHOTOGRAPHIC APPARATUS, EQUIPMENT AND SUPPLIED AND OPTICAL GOODS, N.E.S., WATCHES AND CLOCKS	-	2,990	-
DIV 89	MISCELLANEOUS MANUFACTURED ARTICLES, N.E.S.	-	31,612	-

TABLE 8 (MODIFIED)

SABAH (FINAL)

FOREIGN TRADE : COUNTRY WITH GROUP / DIVISION & SECTION TOTALS

GROUP / DIV / SECT	EXPORT & RE EXPORTS RM FOB JAN - DEC 2021	IMPORTS RM CIF JAN - DEC 2021	RE EXPORTS RM FOB JAN - DEC 2021
DIV 93 SPECIAL TRANSACTIONS AND COMMODITIES	955	219,147	955
SECT 0 FOOD AND LIVE ANIMALS	-	1,629,514	-
SECT 1 BEVERAGES AND TOBACCO	-	134,683	-
SECT 3 MINERAL FUELS, LUBRICANTS, ETC.	-	74,761	-
SECT 5 CHEMICALS	-	911,433	-
SECT 6 MANUFACTURED GOODS	-	2,118,000	-
SECT 7 MACHINERY & TRANSPORT EQUIPMENT	564,364	13,219,181	564,364
SECT 8 MISCELLANEOUS MANUFACTURED ARTICLES	-	1,713,957	-
SECT 9 MISCELLANEOUS TRANSACTIONS AND COMMODITIES	955	219,147	955
TOTAL - SWEDEN	565,319	20,020,676	565,319
... SWITZERLAND			
GRP 022 MILK AND CREAM AND MILK PRODUCTS OTHER THAN BUTTER OR CHEESE	-	826,566	-
GRP 024 CHEESE AND CURD	-	5,493	-
GRP 048 CEREAL PREPARATIONS AND PREPARATION OF FLOUR OR STARCH OF FRUITS OR VEGETABLES	-	6,267	-
GRP 072 COCOA	-	58,938	-
GRP 073 CHOCOLATE AND OTHER FOOD PREPARATIONS CONTAINING COCOA, N.E.S	-	664,231	-
GRP 098 EDIBLE PRODUCTS AND PREPARATIONS, N.E.S.	-	707,864	-
GRP 111 NON-ALCOHOLIC BEVERAGES, N.E.S.	-	4,992	-
GRP 122 TOBACCO, MANUFACTURED (WHETHER OR NOT CONTAINING TOBACCO SUBSTITUTES)	-	2,436,296	-
GRP 334 PETROLEUM PRODUCTS, REFINED	-	72,873	-
GRP 553 PERFUMERY, COSMETICS AND TOILET PREPARATIONS	5,136,230	900,772	4,069,664
GRP 562 FERTILIZERS, MANUFACTURED	-	907,815	-
GRP 597 PREPARED ADDITIVES FOR MINERAL OILS; LUBRICATING PREPARATIONS	-	9,563	-
GRP 676 IRON AND STEEL BARS, RODS, ANGLES, SHAPES AND SECTIONS (INCLUDING SHEET PILING)	-	13,582	-
GRP 679 TUBES, PIPES AND HOLLOW PROFILES, AND TUBES OR PIPE FITTINGS, OF IRON OR STEEL	-	75,161	-
GRP 695 TOOLS FOR USE IN THE HAND OR IN MACHINES	-	6,133	-
GRP 713 INTERNAL COMBUSTION PISTON ENGINES, AND PARTS THEREOF, N.E.S.	-	20,041	-
GRP 716 ROTATING ELECTRIC PLANT AND PARTS THEREOF, N.E.S.	-	7,764	-
GRP 718 OTHER POWER GENERATING MACHINERY AND PARTS THEREOF, N.E.S.	-	24,646	-
GRP 721 AGRICULTURAL MACHINERY (EXCLUDING TRACTORS) AND PARTS THEREOF	-	97,903	-
GRP 723 CIVIL ENGINEERING AND CONTRACTORS' PLANT AND EQUIPMENT	-	179,601	-
GRP 727 FOOD-PROCESSING MACHINES (EXCLUDING DOMESTIC)	-	33,490	-
GRP 728 OTHER MACHINERY AND EQUIPMENT SPECIALIZED FOR PARTICULAR INDUSTRIES, AND PARTS THEREOF, N.E.S.	-	64,069	-
GRP 742 PUMPS FOR LIQUIDS, LIQUID ELEVATORS AND PARTS	-	625,787	-

TABLE 8 (MODIFIED)

SABAH (FINAL)

FOREIGN TRADE : COUNTRY WITH GROUP / DIVISION & SECTION TOTALS

GROUP / DIV / SECT	EXPORT & RE EXPORTS RM FOB JAN - DEC 2021	IMPORTS RM CIF JAN - DEC 2021	RE EXPORTS RM FOB JAN - DEC 2021
GRP 743 PUMPS (OTHER THAN PUMPS FOR LIQUIDS) AND COMPRESSORS AND FANS; CENTRIFUGES; FILTERING OR PURIFYING APPARATUS	-	52,627	-
GRP 744 MECHANICAL HANDLING EQUIPMENT, AND PARTS THEREOF, N.E.S.	-	13,929	-
GRP 745 OTHER NON-ELECTRICAL MACHINERY, TOOLS AND MECHANICAL APPARATUS, AND PARTS THEREOF, N.E.S.	-	8,305	-
GRP 747 TAPS, COCKS, VALVES AND SIMILAR APPLIANCE	-	467,701	-
GRP 748 TRANSMISSION SHAFTS AND CRANKS; BEARING HOUSINGS AND PARTS THEREOF	-	6,245	-
GRP 749 NON-ELECTRIC PARTS AND ACCESSORIES OF MACHINERY, N.E.S.	43,367	14,897	43,367
GRP 752 AUTOMATIC DATA PROCESSING MACHINES AND UNITS THEREOF	-	31,844	-
GRP 772 ELECTRICAL APPARATUS, RESISTOR, SWITHBOARD AND CONTROL PANELS N.E.S., AND PARTS N.E.S.	-	850,118	-
GRP 773 EQUIPMENT FOR DISTRIBUTING ELECTRICITY, N.E.S.	-	28,600	-
GRP 776 THERMIONIC VALVES AND TUBES; PHOTOCELLS; ETC., AND PARTS THEREOF, N.E.S.	-	11,543	-
GRP 778 ELECTRICAL MACHINERY AND APPARATUS, N.E.S.	-	231,340	-
GRP 792 AIRCRAFT AND ASSOCIATED EQUIPMENT, SPACECRAFTS AND SPACECRAFT LAUNCH VEHICLES AND PARTS	743,819	-	743,819
GRP 831 TRAVEL GOODS, HANDBAGS AND SIMILAR CONTAINERS	-	13,736	-
GRP 842 WOMEN'S AND GIRLS' COATS, CAPES, JACKETS, SUITS, BLAZERS, TROUSERS, SHORTS AND SIMILAR ARTICLES OF TEXTILE FABRICS, NOT KNITTED OR CROCHETED	-	2,793	-
GRP 843 MEN'S OR BOYS' COATS, CAPES, JACKETS, SUITS, BLAZERS, TROUSERS, SHORTS AND SIMILAR ARTICLES OF TEXTILE FABRICS, KNITTED OR CROCHETED	-	3,459	-
GRP 851 FOOTWEAR	-	2,442	-
GRP 873 METERS AND COUNTERS, N.E.S.	-	4,271	-
GRP 874 MEASURING, CHECKING, ANALYSING AND CONTROLLING INSTRUMENTS AND APPARATUS N.E.S.	-	1,254,608	-
GRP 885 WATCHES AND CLOCKS	34,147	29,538,708	34,147
GRP 892 PRINTED MATTER	-	38,335	-
GRP 893 ARTICLES, N.E.S OF PLASTICS	-	3,625	-
GRP 897 JEWELLERY, GOLDSMITHS' AND SILVERSMITHS' WARES AND OTHER ARTICLES OF PRECIOUS OR SEMI-PRECIOUS MATERIALS, N.E.S.	-	26,609	-
GRP 898 MUSICAL INSTRUMENTS AND PARTS AND ACCESSORIES THEREOF	-	2,333	-
GRP 931 SPECIAL TRANSACTIONS AND COMMODITIES	4,434	110,386	3,983
DIV 02 DAIRY PRODUCT AND BIRDS EGGS	-	832,059	-
DIV 04 CEREALS AND CEREAL PREPARATIONS	-	6,267	-
DIV 07 COFFEE, TEA, COCOA, SPICES, AND MANUFACTURES THEREOF	-	723,169	-
DIV 09 MISCELLANEOUS EDIBLE PRODUCTS AND PREPARATIONS	-	707,864	-
DIV 11 BEVERAGES	-	4,992	-
DIV 12 TOBACCO AND TOBACCO MANUFACTURES THEREOF	-	2,436,296	-
DIV 33 PETROLEUM, PETROLEUM PRODUCTS AND RELATED MATERIALS	-	72,873	-
DIV 55 ESSENTIAL OILS AND RESINOIDS AND PERFUME MATERIALS; TOILET, POLISHING AND CLEANSING PREPARATIONS	5,136,230	900,772	4,069,664

TABLE 8 (MODIFIED)

SABAH (FINAL)

FOREIGN TRADE : COUNTRY WITH GROUP / DIVISION & SECTION TOTALS

GROUP / DIV / SECT	EXPORT & RE EXPORTS	IMPORTS	RE EXPORTS	
	RM FOB JAN - DEC 2021	RM CIF JAN - DEC 2021	RM FOB JAN - DEC 2021	
DIV 56	FERTILIZERS, MANUFACTURED	-	907,815	-
DIV 59	CHEMICAL MATERIALS AND PRODUCTS, N.E.S.	-	9,563	-
DIV 67	IRON AND STEEL	-	88,743	-
DIV 69	MANUFACTURES OF METAL, N.E.S.	-	6,133	-
DIV 71	POWER GENERATING MACHINERY AND EQUIPMENT	-	52,451	-
DIV 72	MACHINERY SPECIALIZED FOR PARTICULAR INDUSTRIES	-	375,063	-
DIV 74	GENERAL INDUSTRIAL MACHINERY AND EQUIPMENT, N.E.S. AND MACHINE PARTS, N.E.S.	43,367	1,189,491	43,367
DIV 75	OFFICE MACHINES AND AUTOMATIC DATA PROCESSING EQUIPMENT	-	31,844	-
DIV 77	ELECTRICAL MACHINERY, APPARATUS AND APPLIANCES, N.E.S. AND ELECTRICAL PARTS THEREOF	-	1,121,601	-
DIV 79	OTHERS TRANSPORT EQUIPMENT	743,819	-	743,819
DIV 83	TRAVEL GOODS, HANDBAGS AND SIMILAR CONTAINERS	-	13,736	-
DIV 84	ARTICLES OF APPAREL AND CLOTHING ACCESSORIES	-	6,252	-
DIV 85	FOOTWEAR	-	2,442	-
DIV 87	PROFESSIONAL, SCIENTIFIC AND CONTROLLING INSTRUMENTS AND APPARATUS, N.E.S.	-	1,258,879	-
DIV 88	PHOTOGRAPHIC APPARATUS, EQUIPMENT AND SUPPLIED AND OPTICAL GOODS, N.E.S., WATCHES AND CLOCKS	34,147	29,538,708	34,147
DIV 89	MISCELLANEOUS MANUFACTURED ARTICLES, N.E.S.	-	70,902	-
DIV 93	SPECIAL TRANSACTIONS AND COMMODITIES	4,434	110,386	3,983
SECT 0	FOOD AND LIVE ANIMALS	-	2,269,359	-
SECT 1	BEVERAGES AND TOBACCO	-	2,441,288	-
SECT 3	MINERAL FUELS, LUBRICANTS, ETC.	-	72,873	-
SECT 5	CHEMICALS	5,136,230	1,818,150	4,069,664
SECT 6	MANUFACTURED GOODS	-	94,876	-
SECT 7	MACHINERY & TRANSPORT EQUIPMENT	787,186	2,770,450	787,186
SECT 8	MISCELLANEOUS MANUFACTURED ARTICLES	34,147	30,890,919	34,147
SECT 9	MISCELLANEOUS TRANSACTIONS AND COMMODITIES	4,434	110,386	3,983
	TOTAL - SWITZERLAND	5,961,997	40,468,301	4,894,980
--- TAIWAN				
GRP 001	LIVE ANIMALS	-	5,030	-
GRP 017	MEAT AND EDIBLE MEAT OFFAL, PREPARED OR PRESERVED, N.E.S.	-	75,712	-
GRP 022	MILK AND CREAM AND MILK PRODUCTS OTHER THAN BUTTER OR CHEESE	-	7,108	-
GRP 034	FISH, FRESH(LIVE OR DEAD), CHILLED OR FROZEN	518,864	1,677,914	-
GRP 036	CRUSTACEANS AND MOLLUSCS, FRESH, CHILLED, FROZEN, SALTED OR IN BRINE OR DRIED	50,686,495	-	-
GRP 037	FISH, CRUSTACEANS AND MOLLUSCS PREPARED OR PRESERVED, N.E.S.	-	491,364	-
GRP 045	CEREALS, UNMILLED (OTHER THAN WHEAT RICE, BARLEY AND MAIZE)	-	6,031	-

TABLE 8 (MODIFIED)

SABAH (FINAL)

FOREIGN TRADE : COUNTRY WITH GROUP / DIVISION & SECTION TOTALS

GROUP / DIV / SECT	EXPORT & RE EXPORTS		IMPORTS	RE EXPORTS
	RM FOB	RM CIF	RM CIF	RM FOB
	JAN - DEC 2021	JAN - DEC 2021	JAN - DEC 2021	JAN - DEC 2021
GRP 046	MEAL AND FLOUR OF WHEAT AND FLOUR OF MESLIN	-	228,468	-
GRP 048	CEREAL PREPARATIONS AND PREPARATION OF FLOUR OR STARCH OF FRUITS OR VEGETABLES	-	237,228	-
GRP 054	VEGETABLES, FRESH, CHILLED, FROZEN OR SIMPLY PRESERVED	-	36,195	-
GRP 056	VEGETABLES, ROOT AND TUBERS, PREPARED OR PRESERVED, N.E.S.	-	4,603,022	-
GRP 057	FRUITS AND NUTS (NOT INCLUDING OIL NUTS), FRESH OR DRIED	-	669,875	-
GRP 058	FRUITS, PRESERVED, AND FRUIT PREPARATIONS (EXCLUDING FRUIT JUICES)	-	846,081	-
GRP 059	FRUIT JUICES (INCLUDING GRAPE MUST) & VEGETABLE JUICES, UNFERMENTED & NOT CONTAINING ADDED SPIRIT, WHETHER / NOT CONTAINING ADDED SUGAR OR OTHER SWEETENING MATTER	-	89,102	-
GRP 061	SUGARS, MOLASSES AND HONEY	-	356,104	-
GRP 062	SUGAR CONFECTIONERY	-	11,521	-
GRP 071	COFFEE AND COFFEE SUBSTITUTES	-	129,878	-
GRP 072	COCOA	-	6,005	-
GRP 073	CHOCOLATE AND OTHER FOOD PREPARATIONS CONTAINING COCOA, N.E.S	-	14,604	-
GRP 074	TEA AND MATE	-	1,467,762	-
GRP 075	SPICES	-	52,378	-
GRP 081	FEEDING STUFF FOR ANIMALS (NOT INCLUDING UNMILLED CEREALS)	14,815,112	2,175	-
GRP 091	MARGARINE AND SHORTENING	-	612	-
GRP 098	EDIBLE PRODUCTS AND PREPARATIONS, N.E.S.	1,577,487	4,153,284	-
GRP 111	NON-ALCOHOLIC BEVERAGES, N.E.S.	-	48,650	-
GRP 112	ALCOHOLIC BEVERAGES	-	6,054	-
GRP 231	NATURAL RUBBER, NATURAL GUMS, IN PRIMARY FORMS	416,378	-	-
GRP 246	WOOD IN CHIPS OR PARTICLES AND WOOD WASTE	194,212	-	-
GRP 248	WOOD, SIMPLY WORKED, AND RAILWAY SLEEPERS OF WOOD	73,176,116	-	-
GRP 263	COTTON	-	13,795	-
GRP 269	WORN CLOTHING AND OTHER WORN TEXTILE ARTICLES ;RAGS	-	2,857,105	-
GRP 291	CRUDE ANIMAL MATERIALS, N.E.S.	19,450	-	-
GRP 292	CRUDE VEGETABLE MATERIALS, N.E.S.	116,824	-	116,824
GRP 334	PETROLEUM PRODUCTS, REFINED	-	9,974	-
GRP 343	NATURAL GAS, WHETHER OR NOT LIQUEFIED	275,610,619	-	-
GRP 421	FIXED VEGETABLE OILS, 'SOFT', CRUDE, REFINED OR PURIFIED	-	6,699	-
GRP 422	OTHER FIXED VEGETABLE OILS, FLUID OR SOLID, CRUDE, REFINED OR PURIFIED	871,266,340	6,061	-
GRP 431	ANIMAL OR VEGETABLE OILS AND FATS, PROCESSED, AND WAXES OF ANIMAL OR VEGETABLE ORIGIN	30,791,261	15,219	-
GRP 511	HYDROCARBONS, N.E.S. AND THEIR HALOGENATED, SULPHONATED, NITRATED OR NITROSATED DERIVATIVES	-	321,089	-
GRP 512	ALCOHOLS, PHENOLS, PHENOL-ALCOHOLS, AND THEIR DERIVATIVES	93,076,534	1,427,374	-

TABLE 8 (MODIFIED)

SABAH (FINAL)

FOREIGN TRADE : COUNTRY WITH GROUP / DIVISION & SECTION TOTALS

GROUP / DIV / SECT	EXPORT & RE EXPORTS		IMPORTS	RE EXPORTS
	RM FOB	RM CIF	RM CIF	RM FOB
	JAN - DEC 2021	JAN - DEC 2021	JAN - DEC 2021	JAN - DEC 2021
GRP 513	CARBOXYLIC ACIDS, ANHYDRIDES, HALIDES, PEROXIDES AND PEROXYACIDS AND DERIVATIVES	-	1,779,289	-
GRP 516	OTHER ORGANIC CHEMICALS	-	183,822	-
GRP 522	INORGANIC CHEMICAL ELEMENTS, OXIDES AND HALOGEN SALTS	-	223,679	-
GRP 523	METALLIC SALTS AND PEROXSALTS, OF INORGANIC ACIDS	-	2,523,191	-
GRP 531	SYNTHETIC ORGANIC COLOURING MATTER AND COLOUR LAKES AND PREPARATIONS BASED THEREON	-	9,343	-
GRP 533	PIGMENTS, PAINTS, VARNISHES AND RELATED MATERIALS	-	46,764	-
GRP 541	MEDICINAL AND PHARMACEUTICAL PRODUCTS, OTHER THAN MEDICAMENTS OF GROUP 542	-	191,112	-
GRP 542	MEDICAMENTS (INCLUDING VETERINARY MEDICAMENTS)	-	118,863	-
GRP 553	PERFUMERY, COSMETICS AND TOILET PREPARATIONS	-	25,914	-
GRP 554	SOAP, CLEANSING AND POLISHING PREPARATIONS	-	142,363	-
GRP 562	FERTILIZERS, MANUFACTURED	-	18,448,526	-
GRP 571	POLYMER OF ETHYLENE, IN PRIMARY FORMS	-	668,566	-
GRP 572	POLYMER OF STYRENE, IN PRIMARY FORMS	-	10,882,770	-
GRP 574	POLYACETALS, OTHER POLYETHERS AND EPOXIDE RESINS, IN PRIMARY FORMS	-	8,118	-
GRP 575	OTHER PLASTICS, IN PRIMARY FORMS	-	1,166,673	-
GRP 581	TUBES, PIPES AND HOSES OF PLASTICS	-	65,446	-
GRP 582	PLATES, SHEETS, FILM, COIL AND STRIP OF PLASTICS	-	135,853	-
GRP 592	STARCHES, INULIN AND WHEAT GLUTEN; ALBUMINOIDAL SUBSTANCES; GLUES	-	154,354	-
GRP 597	PREPARED ADDITIVES FOR MINERAL OILS; LUBRICATING PREPARATIONS	-	112,327	-
GRP 598	MISCELLANEOUS CHEMICAL PRODUCTS, N.E.S.	-	239,747	-
GRP 621	MATERIALS OF RUBBER	-	2,992	-
GRP 625	RUBBER TYRES, INTERCHANGEABLE TRYE TREADS, INNER TUBES AND TYRE FLABS	-	293,496	-
GRP 629	ARTICLES OF RUBBER, N.E.S	-	114,927	-
GRP 634	VENEERS, PLYWOOD, PARTICLE BOARD, AND OTHER WOOD, WORKED, N.E.S.	46,507,263	174,842	-
GRP 641	PAPER AND PAPERBOARD	-	49,103	-
GRP 642	PAPER AND PAPERBOARD, CUT TO SIZE OR SHAPE, AND ARTICLES OF PAPER OR PAPERBOARD	-	389,577	-
GRP 651	TEXTILE YARN	-	211,473	-
GRP 653	FABRICS, WOVEN, OF MAN-MADE TEXTILE MATERIALS (NOT INCLUDING NARROW OR SPECIAL FABRICS)	-	191,027	-
GRP 656	TULLES, LACE, EMBROIDERY, RIBBONS, TRIMMINGS AND OTHER SMALL WARES	-	3,366	-
GRP 657	SPECIAL YARNS, TEXTILE FABRICS AND RELATED PRODUCTS	-	2,563	-
GRP 658	MADE-UP ARTICLES, WHOLLY OR CHIEFLY OF TEXTILE MATERIALS, N.E.S.	-	2,716	-
GRP 661	LIME, CEMENT, AND FABRICATED CONSTRUCTION MATERIALS (EXCEPT GLASS AND CLAY MATERIALS)	-	109,176,546	-
GRP 663	MINERAL MANUFACTURES, N.E.S.	-	5,617	-
GRP 664	GLASS	-	390,531	-

TABLE 8 (MODIFIED)

SABAH (FINAL)

FOREIGN TRADE : COUNTRY WITH GROUP / DIVISION & SECTION TOTALS

GROUP / DIV / SECT	EXPORT & RE EXPORTS		IMPORTS	RE EXPORTS
	RM FOB	RM CIF	RM CIF	RM FOB
	JAN - DEC 2021	JAN - DEC 2021	JAN - DEC 2021	JAN - DEC 2021
GRP 665 GLASSWARE	21,190	-	-	-
GRP 671 PIG IRON, SPIEGELEISEN, SPONGE IRON, IRON OR STEEL GRANULES AND POWDERS AND FERRO- ALLOYS	-	27,417	-	-
GRP 673 FLAT-ROLLED PRODUCTS, OF IRON OR NON-ALLOY STEEL, NOT CLAD, PLATED OR COATED	-	2,223	-	-
GRP 674 FLAT-ROLLED PRODUCTS, OF IRON OR NON-ALLOY STEEL, CLAD, PLATED OR COATED	-	16,808,910	-	-
GRP 675 FLAT-ROLLED PRODUCTS OF ALLOY STEEL	-	68,255	-	-
GRP 676 IRON AND STEEL BARS, RODS, ANGLES, SHAPES AND SECTIONS (INCLUDING SHEET PILING)	-	52,001	-	-
GRP 679 TUBES, PIPES AND HOLLOW PROFILES, AND TUBES OR PIPE FITTINGS, OF IRON OR STEEL	-	98,910	-	-
GRP 692 METAL CONTAINERS FOR STORAGE OR TRANSPORT	-	109,845	-	-
GRP 694 NAILS, SCREWS, NUTS, BOLTS, RIVETS AND THE LIKE, OF IRON, STEEL, COPPER OR ALUMINIUM	-	46,394	-	-
GRP 695 TOOLS FOR USE IN THE HAND OR IN MACHINES	-	1,333,382	-	-
GRP 697 HOUSEHOLD EQUIPMENT OF BASE METAL, N.E.S.	-	55,445	-	-
GRP 699 MANUFACTURES OF BASE METAL, N.E.S.	-	290,066	-	-
GRP 713 INTERNAL COMBUSTION PISTON ENGINES, AND PARTS THEREOF, N.E.S.	-	284,018	-	-
GRP 716 ROTATING ELECTRIC PLANT AND PARTS THEREOF, N.E.S.	-	1,421,482	-	-
GRP 718 OTHER POWER GENERATING MACHINERY AND PARTS THEREOF, N.E.S.	-	5,278	-	-
GRP 721 AGRICULTURAL MACHINERY (EXCLUDING TRACTORS) AND PARTS THEREOF	-	176,675	-	-
GRP 723 CIVIL ENGINEERING AND CONTRACTORS' PLANT AND EQUIPMENT	-	1,559,923	-	-
GRP 724 TEXTILE AND LEATHER MACHINERY, AND PARTS THEREOF, N.E.S.	-	11,581	-	-
GRP 725 PAPER MILL AND PULP MILL MACHINERY, PAPER CUTTING MACHINES AND OTHER MACHINERY FOR THE MANUFACTURE OF PAPER ARTICLES; PARTS THEREOF	-	284,343	-	-
GRP 727 FOOD-PROCESSING MACHINES (EXCLUDING DOMESTIC)	11,708	143,863	11,708	11,708
GRP 728 OTHER MACHINERY AND EQUIPMENT SPECIALIZED FOR PARTICULAR INDUSTRIES, AND PARTS THEREOF, N.E.S.	502,891	2,951,760	502,891	502,891
GRP 731 MACHINE-TOOLS WORKING BY REMOVING METAL OR OTHER MATERIAL	-	193,530	-	-
GRP 733 MACHINE-TOOLS FOR WORKING METAL, SINTERED METAL CARBIDES OF CERMETS, WITHOUT REMOVING MATERIAL	-	2,115,286	-	-
GRP 735 PARTS, N.E.S AND ACCESSORIES FOR USE WITH MACHINES FALLING WITHIN GRP 731 AND 733	-	51,197	-	-
GRP 737 METALWORKING MACHINERY (OTHER THAN MACHINE-TOOLS), AND PARTS THEROF, N.E.S.	468,108	575,044	468,108	468,108
GRP 741 HEATING AND COOLING EQUIPMENT AND PARTS THEREOF, N.E.S.	-	474,010	-	-
GRP 742 PUMPS FOR LIQUIDS, LIQUID ELEVATORS AND PARTS	-	551,429	-	-
GRP 743 PUMPS (OTHER THAN PUMPS FOR LIQUIDS) AND COMPRESSORS AND FANS; CENTRIFUGES; FILTERING OR PURIFYING APPARATUS	68,479	1,253,576	68,479	68,479
GRP 744 MECHANICAL HANDLING EQUIPMENT, AND PARTS THEREOF, N.E.S.	-	868,540	-	-
GRP 745 OTHER NON-ELECTRICAL MACHINERY, TOOLS AND MECHANICAL APPARATUS, AND PARTS THEREOF, N.E.S.	-	6,591,908	-	-
GRP 746 BALL OR ROLLER BEARINGS	-	40,415	-	-
GRP 747 TAPS, COCKS, VALVES AND SIMILAR APPLIANCE	-	116,971	-	-
GRP 748 TRANSMISSION SHAFTS AND CRANKS; BEARING HOUSINGS AND PARTS THEREOF	27,642	649,714	27,642	27,642

TABLE 8 (MODIFIED)

SABAH (FINAL)

FOREIGN TRADE : COUNTRY WITH GROUP / DIVISION & SECTION TOTALS

GROUP / DIV / SECT	EXPORT & RE EXPORTS RM FOB JAN - DEC 2021	IMPORTS RM CIF JAN - DEC 2021	RE EXPORTS RM FOB JAN - DEC 2021
GRP 749 NON-ELECTRIC PARTS AND ACCESSORIES OF MACHINERY, N.E.S.	-	292,192	-
GRP 751 OFFICE MACHINES	-	7,305	-
GRP 752 AUTOMATIC DATA PROCESSING MACHINES AND UNITS THEREOF	2,043	296,255	2,043
GRP 759 PARTS AND ACCESSORIES FOR USE WITHIN GROUPS 751 AND 752	-	8,166	-
GRP 761 TELEVISION RECEIVERS WITH RADIO-BROADCAST RECEIVERS, SOUND RECORDERS OR REPRODUCERS	-	7,459	-
GRP 764 TELECOMMUNICATIONS EQUIPMENTS, N.E.S.; THEIR PARTS, AND ACCESSORIES USED IN DIVISION 76	9,570	46,118	9,570
GRP 771 ELECTRIC POWER MACHINERY (OTHER THAN ROTATING ELECTRIC PLANT), AND PARTS THEREOF	-	126,645	-
GRP 772 ELECTRICAL APPARATUS, RESISTOR, SWITHBOARD AND CONTROL PANELS N.E.S., AND PARTS N.E.S.	-	100,023	-
GRP 774 ELECTRO-DIAGNOSTIC APPARATUS FOR MEDICAL, SURGICAL, DENTAL OR VETERINARY SCIENCES AND RADIOLOGICAL APPARATUS	-	5,321	-
GRP 775 HOUSEHOLD TYPE, ELECTRICAL AND NON- ELECTRICAL EQUIPMENT, N.E.S.	-	68,834	-
GRP 776 THERMIONIC VALVES AND TUBES; PHOTOCELLS; ETC., AND PARTS THEREOF, N.E.S.	-	1,703,329	-
GRP 778 ELECTRICAL MACHINERY AND APPARATUS, N.E.S.	-	1,722,784	-
GRP 784 PARTS AND ACCESSORIES, OF THE MOTOR VEHICLES FALLING WITHIN GROUP 722, 781, 782 OR 783	-	633,955	-
GRP 785 MOTORCYCLES, AND CYCLES, MOTORIZED AND NON- MOTORIZED; INVALID CARRIAGES	-	366,425	-
GRP 813 LIGHTING FIXTURES AND FITTINGS, N.E.S.	-	71,465	-
GRP 821 FURNITURE AND PARTS THEREOF	-	98,804	-
GRP 831 TRAVEL GOODS, HANDBAGS AND SIMILAR CONTAINERS	-	4,711	-
GRP 845 ARTICLES OF APPAREL, OF TEXTILE FABRICS, WHETHER OR NOT KNITTED OR CROCHETED, N.E.S.	-	7,757	-
GRP 848 ARTICLES OF APPAREL AND CLOTHING ACCESSORIES OF OTHER THAN TEXTILE FABRICS, HEADGEAR OF ALL MATERIALS	-	19,115	-
GRP 851 FOOTWEAR	-	11,985	-
GRP 872 MEDICAL INSTRUMENTS AND APPLIANCES, N.E.S.	2,000	205,165	2,000
GRP 873 METERS AND COUNTERS, N.E.S.	-	5,236	-
GRP 874 MEASURING, CHECKING, ANALYSING AND CONTROLLING INSTRUMENTS AND APPARATUS N.E.S.	-	465,801	-
GRP 884 OPTICAL GOODS, N.E.S.	-	64,654	-
GRP 892 PRINTED MATTER	-	192,001	-
GRP 893 ARTICLES, N.E.S OF PLASTICS	-	260,097	-
GRP 894 BABY CARRIAGES, TOYS, GAMES AND SPORTING GOODS	-	19,560	-
GRP 895 OFFICE AND STATIONARY SUPPLIES, N.E.S.	-	3,770	-
GRP 896 WORKS OF ART, COLLECTORS' PIECES AND ANTIQUES	3,441	-	3,441
GRP 897 JEWELLERY, GOLDSMITHS' AND SILVERSMITHS' WARES AND OTHER ARTICLES OF PRECIOUS OR SEMI-PRECIOUS MATERIALS, N.E.S.	-	6,645	-
GRP 898 MUSICAL INSTRUMENTS AND PARTS AND ACCESSORIES THEREOF	-	4,508	-
GRP 899 MISCELLANEOUS MANUFACTURED ARTICLES, N.E.S.	-	27,576	-
GRP 931 SPECIAL TRANSACTIONS AND COMMODITIES	38,340	925,504	33,339

TABLE 8 (MODIFIED)

SABAH (FINAL)

FOREIGN TRADE : COUNTRY WITH GROUP / DIVISION & SECTION TOTALS

GROUP / DIV / SECT	EXPORT & RE EXPORTS		IMPORTS	RE EXPORTS
	RM FOB	RM FOB	RM CIF	RM FOB
	JAN - DEC 2021		JAN - DEC 2021	JAN - DEC 2021
DIV 00	LIVE ANIMALS	-	5,030	-
DIV 01	MEAT AND MEAT PREPARATIONS	-	75,712	-
DIV 02	DAIRY PRODUCT AND BIRDS EGGS	-	7,108	-
DIV 03	FISH, CRUSTACEANS AND MOLLUSCS, AND PREPARATIONS THEREOF	51,205,359	2,169,278	-
DIV 04	CEREALS AND CEREAL PREPARATIONS	-	471,727	-
DIV 05	VEGETABLES AND FRUITS	-	6,244,275	-
DIV 06	SUGARS, SUGAR PREPARATIONS AND HONEY	-	367,625	-
DIV 07	COFFEE, TEA, COCOA, SPICES, AND MANUFACTURES THEREOF	-	1,670,627	-
DIV 08	FEEDING STUFF FOR ANIMALS (NOT INCLUDING UNMILLED CEREALS)	14,815,112	2,175	-
DIV 09	MISCELLANEOUS EDIBLE PRODUCTS AND PREPARATIONS	1,577,487	4,153,896	-
DIV 11	BEVERAGES	-	54,704	-
DIV 23	CRUDE RUBBER (INCLUDING SYNTHETIC AND RECLAIMED)	416,378	-	-
DIV 24	CORK AND WOOD	73,370,328	-	-
DIV 26	TEXTILE FIBRES(OTHER THAN WOOL TOPS) AND THEIR WASTES (NOT MANUFACTURED INTO YARN OR FABRICS)	-	2,870,900	-
DIV 29	CRUDE ANIMAL AND VEGETABLE MATERIALS, N.E.S.	136,274	-	116,824
DIV 33	PETROLEUM, PETROLEUM PRODUCTS AND RELATED MATERIALS	-	9,974	-
DIV 34	GAS, NATURAL AND MANUFACTURED	275,610,619	-	-
DIV 42	FIXED VEGETABLE OILS AND FATS, CRUDE, REFINED OR FRACTIONATED	871,266,340	12,760	-
DIV 43	ANIMAL OR VEGETABLE OILS AND FATS, PROCESSED, AND WAXES OF ANIMAL OR VEGETABLE ORIGIN	30,791,261	15,219	-
DIV 51	ORGANIC CHEMICALS	93,076,534	3,711,574	-
DIV 52	INORGANIC CHEMICALS	-	2,746,870	-
DIV 53	DYEING, TANNING AND COLOURING MATERIALS	-	56,107	-
DIV 54	MEDICINAL AND PHARMACEUTICAL PRODUCTS	-	309,975	-
DIV 55	ESSENTIAL OILS AND RESINOIDS AND PERFUME MATERIALS; TOILET, POLISHING AND CLEANSING PREPARATIONS	-	168,277	-
DIV 56	FERTILIZERS, MANUFACTURED	-	18,448,526	-
DIV 57	PLASTICS IN PRIMARY FORMS	-	12,726,127	-
DIV 58	PLASTICS IN NON-PRIMARY FORMS	-	201,299	-
DIV 59	CHEMICAL MATERIALS AND PRODUCTS, N.E.S.	-	506,428	-
DIV 62	RUBBER MANUFACTURES, N.E.S.	-	411,415	-
DIV 63	CORK AND WOOD MANUFACTURES (EXCLUDING FURNITURE)	46,507,263	174,842	-
DIV 64	PAPER, PAPERBOARD, AND ARTICLES OF PAPER PULP, OF PAPER OR PAPERBOARD	-	438,680	-
DIV 65	TEXTILE YARN, FABRICS, MADE-UP ARICLES, N.E.S. AND RELATED PRODUCTS	-	411,145	-
DIV 66	NON-METALLIC MINERAL MANUFACTURES N.E.S.	21,190	109,572,694	-
DIV 67	IRON AND STEEL	-	17,057,716	-

TABLE 8 (MODIFIED)

SABAH (FINAL)

FOREIGN TRADE : COUNTRY WITH GROUP / DIVISION & SECTION TOTALS

GROUP / DIV / SECT	EXPORT & RE EXPORTS	IMPORTS	RE EXPORTS	
	RM FOB JAN - DEC 2021	RM CIF JAN - DEC 2021	RM FOB JAN - DEC 2021	
DIV 69	MANUFACTURES OF METAL, N.E.S.	-	1,835,132	-
DIV 71	POWER GENERATING MACHINERY AND EQUIPMENT	-	1,710,778	-
DIV 72	MACHINERY SPECIALIZED FOR PARTICULAR INDUSTRIES	514,599	5,128,145	514,599
DIV 73	METALWORKING MACHINERY	468,108	2,935,057	468,108
DIV 74	GENERAL INDUSTRIAL MACHINERY AND EQUIPMENT, N.E.S. AND MACHINE PARTS, N.E.S.	96,121	10,838,755	96,121
DIV 75	OFFICE MACHINES AND AUTOMATIC DATA PROCESSING EQUIPMENT	2,043	311,726	2,043
DIV 76	TELECOMMUNICATIONS AND SOUND RECORDING AND REPRODUCING APPARATUS AND EQUIPMENT	9,570	53,577	9,570
DIV 77	ELECTRICAL MACHINERY, APPARATUS AND APPLIANCES, N.E.S. AND ELECTRICAL PARTS THEREOF	-	3,726,936	-
DIV 78	ROAD VEHICLES (INCLUDING AIR - CUSHION VEHICLES)	-	1,000,380	-
DIV 81	PREFABRICATED BUILDINGS, SANITARY, PLUMBING, HEATING AND LIGHTING FIXTURES AND FITTINGS, N.E.S.	-	71,465	-
DIV 82	FURNITURE AND PARTS THEREOF	-	98,804	-
DIV 83	TRAVEL GOODS, HANDBAGS AND SIMILAR CONTAINERS	-	4,711	-
DIV 84	ARTICLES OF APPAREL AND CLOTHING ACCESSORIES	-	26,872	-
DIV 85	FOOTWEAR	-	11,985	-
DIV 87	PROFESSIONAL, SCIENTIFIC AND CONTROLLING INSTRUMENTS AND APPARATUS, N.E.S.	2,000	676,202	2,000
DIV 88	PHOTOGRAPHIC APPARATUS, EQUIPMENT AND SUPPLIED AND OPTICAL GOODS, N.E.S., WATCHES AND CLOCKS	-	64,654	-
DIV 89	MISCELLANEOUS MANUFACTURED ARTICLES, N.E.S.	3,441	514,157	3,441
DIV 93	SPECIAL TRANSACTIONS AND COMMODITIES	38,340	925,504	33,339
SECT 0	FOOD AND LIVE ANIMALS	67,597,958	15,167,453	-
SECT 1	BEVERAGES AND TOBACCO	-	54,704	-
SECT 2	CRUDE MATERIALS, INEDIABLE	73,922,980	2,870,900	116,824
SECT 3	MINERAL FUELS, LUBRICANTS, ETC.	275,610,619	9,974	-
SECT 4	ANIMAL AND VEGETABLE OILS AND FATS	902,057,601	27,979	-
SECT 5	CHEMICALS	93,076,534	38,875,183	-
SECT 6	MANUFACTURED GOODS	46,528,453	129,901,624	-
SECT 7	MACHINERY & TRANSPORT EQUIPMENT	1,090,441	25,705,354	1,090,441
SECT 8	MISCELLANEOUS MANUFACTURED ARTICLES	5,441	1,468,850	5,441
SECT 9	MISCELLANEOUS TRANSACTIONS AND COMMODITIES	38,340	925,504	33,339
	TOTAL - TAIWAN	1,459,928,367	215,007,525	1,246,045
... TANZANIA, UNITED REP. OF				
GRP 269	WORN CLOTHING AND OTHER WORN TEXTILE ARTICLES ;RAGS	835,919	-	710,991
DIV 26	TEXTILE FIBRES(OTHER THAN WOOL TOPS) AND THEIR WASTES (NOT MANUFACTURED INTO YARN OR FABRICS)	835,919	-	710,991

TABLE 8 (MODIFIED)

SABAH (FINAL)

FOREIGN TRADE : COUNTRY WITH GROUP / DIVISION & SECTION TOTALS

GROUP / DIV / SECT	EXPORT & RE EXPORTS RM FOB JAN - DEC 2021	IMPORTS RM CIF JAN - DEC 2021	RE EXPORTS RM FOB JAN - DEC 2021
SECT 2 CRUDE MATERIALS, INEDIABLE	835,919	-	710,991
TOTAL - TANZANIA, UNITED REP. OF	835,919	-	710,991
--- THAILAND			
GRP 001 LIVE ANIMALS	-	10,022	-
GRP 012 OTHER MEAT AND EDIBLE OFFAL, FRESH, CHILLED OR FROZEN	-	731,353	-
GRP 017 MEAT AND EDIBLE MEAT OFFAL, PREPARED OR PRESERVED, N.E.S.	-	6,500	-
GRP 022 MILK AND CREAM AND MILK PRODUCTS OTHER THAN BUTTER OR CHEESE	-	10,089,541	-
GRP 034 FISH, FRESH(LIVE OR DEAD), CHILLED OR FROZEN	325,472	12,494	-
GRP 036 CRUSTACEANS AND MOLLUSCS, FRESH, CHILLED, FROZEN, SALTED OR IN BRINE OR DRIED	633,016	203,509	-
GRP 037 FISH, CRUSTACEANS AND MOLLUSCS PREPARED OR PRESERVED, N.E.S.	-	5,307,307	-
GRP 042 RICE	-	77,082,892	-
GRP 044 MAIZE (NOT INCLUDING SWEET CORN), UNMILLED	-	728,066	-
GRP 047 OTHER CEREAL MEALS AND FLOURS	-	15,647,483	-
GRP 048 CEREAL PREPARATIONS AND PREPARATION OF FLOUR OR STARCH OF FRUITS OR VEGETABLES	-	3,260,217	-
GRP 054 VEGETABLES, FRESH, CHILLED, FROZEN OR SIMPLY PRESERVED	-	282,654	-
GRP 056 VEGETABLES, ROOT AND TUBERS, PREPARED OR PRESERVED, N.E.S.	184,912	7,186,525	54,856
GRP 057 FRUITS AND NUTS (NOT INCLUDING OIL NUTS), FRESH OR DRIED	-	6,647,308	-
GRP 058 FRUITS, PRESERVED, AND FRUIT PREPARATIONS (EXCLUDING FRUIT JUICES)	-	4,583,930	-
GRP 059 FRUIT JUICES (INCLUDING GRAPE MUST) & VEGETABLE JUICES, UNFERMENTED & NOT CONTAINING ADDED SPIRIT,WHETHER / NOT CONTAINING ADDED SUGAR OR OTHER SWEETENING MATTER	-	451,517	-
GRP 061 SUGARS, MOLASSES AND HONEY	-	1,704,680	-
GRP 062 SUGAR CONFECTIONERY	-	1,277,354	-
GRP 073 CHOCOLATE AND OTHER FOOD PREPARATIONS CONTAINING COCOA, N.E.S	-	104,204	-
GRP 074 TEA AND MATE	-	1,059,284	-
GRP 075 SPICES	-	179,867	-
GRP 081 FEEDING STUFF FOR ANIMALS (NOT INCLUDING UNMILLED CEREALS)	-	42,885,372	-
GRP 098 EDIBLE PRODUCTS AND PREPARATIONS, N.E.S.	291,047	14,511,051	291,047
GRP 111 NON-ALCOHOLIC BEVERAGES, N.E.S.	-	5,330,454	-
GRP 112 ALCOHOLIC BEVERAGES	-	466,381	-
GRP 222 OIL SEEDS AND OLEAGINOUS FRUITS, FOR EXTRACTION OF 'SOFT' FIXED VEGETABLE OILS	-	25,853	-
GRP 223 OIL SEEDS AND OLEAGINOUS FRUITS, FOR EXTRACTION OF OTHER FIXED VEGETABLE OILS	113,400	-	-
GRP 248 WOOD, SIMPLY WORKED, AND RAILWAY SLEEPERS OF WOOD	5,590,089	-	-
GRP 269 WORN CLOTHING AND OTHER WORN TEXTILE ARTICLES ;RAGS	320,313	196,232	320,313
GRP 273 STONE, SAND AND GRAVEL	-	5,100,132	-

TABLE 8 (MODIFIED)

SABAH (FINAL)

FOREIGN TRADE : COUNTRY WITH GROUP / DIVISION & SECTION TOTALS

GROUP / DIV / SECT	EXPORT & RE EXPORTS		IMPORTS	RE EXPORTS
	RM FOB	RM FOB	RM CIF	RM FOB
	JAN - DEC 2021		JAN - DEC 2021	JAN - DEC 2021
GRP 278 OTHER CRUDE MINERALS	-	-	6,674,290	-
GRP 292 CRUDE VEGETABLE MATERIALS, N.E.S.	9,000	-	187,864	-
GRP 333 PETROLEUM OILS, CRUDE, AND CRUDE OILS OBTAINED FROM BITUMINOUS MINERALS	953,633,101	-	-	-
GRP 334 PETROLEUM PRODUCTS, REFINED	2,892	-	8,669,503	2,892
GRP 335 RESIDUAL PETROLEUM PRODUCTS, N.E.S. AND RELATED MATERIALS	-	-	58,715	-
GRP 343 NATURAL GAS, WHETHER OR NOT LIQUEFIED	336,921,971	-	-	-
GRP 421 FIXED VEGETABLE OILS, 'SOFT', CRUDE, REFINED OR PURIFIED	-	-	2,239	-
GRP 512 ALCOHOLS, PHENOLS, PHENOL-ALCOHOLS, AND THEIR DERIVATIVES	214,613,755	-	-	-
GRP 516 OTHER ORGANIC CHEMICALS	17,809	-	99,941	17,809
GRP 522 INORGANIC CHEMICAL ELEMENTS, OXIDES AND HALOGEN SALTS	28,216,841	-	88,860	-
GRP 523 METALLIC SALTS AND PEROXYSALTS, OF INORGANIC ACIDS	23,692	-	357,157	23,692
GRP 524 OTHER INORGANIC CHEMICALS; ORGANIC AND INORGANIC COMPOUNDS OF PRECIOUS METALS	-	-	249,542	-
GRP 533 PIGMENTS, PAINTS, VARNISHES AND RELATED MATERIALS	-	-	1,236,077	-
GRP 553 PERFUMERY, COSMETICS AND TOILET PREPARATIONS	-	-	81,898,421	-
GRP 554 SOAP, CLEANSING AND POLISHING PREPARATIONS	53,352	-	4,589,850	53,352
GRP 562 FERTILIZERS, MANUFACTURED	340,751,695	-	15,569,155	-
GRP 571 POLYMER OF ETHYLENE, IN PRIMARY FORMS	-	-	16,195,302	-
GRP 573 POLYMERS OF VINYL CHLORIDE, IN PRIMARY FORMS	-	-	1,939,163	-
GRP 574 POLYACETALS, OTHER POLYETHERS AND EPOXIDE RESINS, IN PRIMARY FORMS	-	-	4,956,996	-
GRP 575 OTHER PLASTICS, IN PRIMARY FORMS	351,061	-	473,065	351,061
GRP 581 TUBES, PIPES AND HOSES OF PLASTICS	17,872	-	5,904	17,872
GRP 582 PLATES, SHEETS, FILM, COIL AND STRIP OF PLASTICS	-	-	4,865,820	-
GRP 592 STARCHES, INULIN AND WHEAT GLUTEN; ALBUMINOIDAL SUBSTANCES; GLUES	11,498	-	7,559,689	11,498
GRP 597 PREPARED ADDITIVES FOR MINERAL OILS; LUBRICATING PREPARATIONS	115,723	-	465,292	115,723
GRP 598 MISCELLANEOUS CHEMICAL PRODUCTS, N.E.S.	1,937,287	-	2,221,516	1,937,287
GRP 621 MATERIALS OF RUBBER	47,811	-	13,660	47,811
GRP 625 RUBBER TYRES, INTERCHANGEABLE TRYE TREADS, INNER TUBES AND TYRE FLABS	-	-	67,087,915	-
GRP 629 ARTICLES OF RUBBER, N.E.S	22,660	-	364,611	22,660
GRP 634 VENEERS, PLYWOOD, PARTICLE BOARD, AND OTHER WOOD, WORKED, N.E.S.	26,168,932	-	-	-
GRP 635 WOOD MANUFACTURES, N.E.S.	-	-	2,194	-
GRP 641 PAPER AND PAPERBOARD	-	-	11,150,922	-
GRP 642 PAPER AND PAPERBOARD, CUT TO SIZE OR SHAPE, AND ARTICLES OF PAPER OR PAPERBOARD	-	-	5,126,256	-
GRP 652 COTTON FABRIC, WOVEN (EXCL. NARROW OR SPECIAL FABRICS)	-	-	149,377	-
GRP 656 TULLES, LACE, EMBROIDERY, RIBBONS, TRIMMINGS AND OTHER SMALL WARES	-	-	2,097	-

TABLE 8 (MODIFIED)

SABAH (FINAL)

FOREIGN TRADE : COUNTRY WITH GROUP / DIVISION & SECTION TOTALS

GROUP / DIV / SECT	EXPORT & RE EXPORTS		IMPORTS	RE EXPORTS
	RM FOB	RM FOB	RM CIF	RM FOB
	JAN - DEC 2021		JAN - DEC 2021	JAN - DEC 2021
GRP 657	SPECIAL YARNS, TEXTILE FABRICS AND RELATED PRODUCTS	10,262	51,609	10,262
GRP 658	MADE-UP ARTICLES, WHOLLY OR CHIEFLY OF TEXTILE MATERIALS, N.E.S.	5,953	195,553	5,953
GRP 661	LIME, CEMENT, AND FABRICATED CONSTRUCTION MATERIALS (EXCEPT GLASS AND CLAY MATERIALS)	-	2,516,980	-
GRP 662	CLAY CONSTRUCTION MATERIALS AND REFRACTORY CONSTRUCTION MATERIALS	-	2,960,288	-
GRP 663	MINERAL MANUFACTURES, N.E.S.	-	1,149,806	-
GRP 664	GLASS	-	2,861,158	-
GRP 665	GLASSWARE	-	14,131	-
GRP 676	IRON AND STEEL BARS, RODS, ANGLES, SHAPES AND SECTIONS (INCLUDING SHEET PILING)	25,945	6,556,016	25,945
GRP 679	TUBES, PIPES AND HOLLOW PROFILES, AND TUBES OR PIPE FITTINGS, OF IRON OR STEEL	1,060,571	181,904	1,056,764
GRP 682	COPPER (INCLUDING ALLOYS)	3,694	-	3,694
GRP 691	STRUCTURES AND PARTS OF STRUCTURES, N.E.S., OF IRON, STEEL OR ALUMINIUM	52,370	-	52,370
GRP 692	METAL CONTAINERS FOR STORAGE OR TRANSPORT	321,258	37,697	321,258
GRP 693	WIRE PRODUCTS (EXCLUDING INSULATED ELECTRICAL WIRING) AND FENCING GRILLS	4,147	1,255,205	4,147
GRP 694	NAILS, SCREWS, NUTS, BOLTS, RIVETS AND THE LIKE, OF IRON, STEEL, COPPER OR ALUMINIUM	91,006	6,812	91,006
GRP 695	TOOLS FOR USE IN THE HAND OR IN MACHINES	693,023	2,053,599	693,023
GRP 697	HOUSEHOLD EQUIPMENT OF BASE METAL, N.E.S.	-	75,781	-
GRP 699	MANUFACTURES OF BASE METAL, N.E.S.	239,904	1,212,053	239,904
GRP 713	INTERNAL COMBUSTION PISTON ENGINES, AND PARTS THEREOF, N.E.S.	188,440	735,784	188,440
GRP 716	ROTATING ELECTRIC PLANT AND PARTS THEREOF, N.E.S.	150,648	15,171	150,648
GRP 718	OTHER POWER GENERATING MACHINERY AND PARTS THEREOF, N.E.S.	224,476	-	224,476
GRP 721	AGRICULTURAL MACHINERY (EXCLUDING TRACTORS) AND PARTS THEREOF	-	33,694	-
GRP 722	TRACTORS, WHETHER OR NOT FITTED WITH POWER TAKE OFFS, WINCHES OR PULLEYS	-	481,108	-
GRP 723	CIVIL ENGINEERING AND CONTRACTORS' PLANT AND EQUIPMENT	3,147,469	40,966,654	3,147,469
GRP 724	TEXTILE AND LEATHER MACHINERY, AND PARTS THEREOF, N.E.S.	-	2,789,186	-
GRP 726	PRINTING AND BOOKBINDING MACHINERY, AND PARTS THEREOF	-	2,133	-
GRP 728	OTHER MACHINERY AND EQUIPMENT SPECIALIZED FOR PARTICULAR INDUSTRIES, AND PARTS THEREOF, N.E.S.	3,296,352	1,448,614	3,296,352
GRP 731	MACHINE-TOOLS WORKING BY REMOVING METAL OR OTHER MATERIAL	179,924	-	179,924
GRP 735	PARTS, N.E.S AND ACCESSORIES FOR USE WITH MACHINES FALLING WITHIN GRP 731 AND 733	43,968	-	43,968
GRP 737	METALWORKING MACHINERY (OTHER THAN MACHINE-TOOLS), AND PARTS THEROF, N.E.S.	-	309,883	-
GRP 741	HEATING AND COOLING EQUIPMENT AND PARTS THEREOF, N.E.S.	-	2,422,942	-
GRP 742	PUMPS FOR LIQUIDS, LIQUID ELEVATORS AND PARTS	319,210	262,996	319,210
GRP 743	PUMPS (OTHER THAN PUMPS FOR LIQUIDS) AND COMPRESSORS AND FANS; CENTRIFUGES; FILTERING OR PURIFYING APPARATUS	1,392,818	1,055,150	1,392,818
GRP 744	MECHANICAL HANDLING EQUIPMENT, AND PARTS THEREOF, N.E.S.	548,343	17,638,570	548,343
GRP 745	OTHER NON-ELECTRICAL MACHINERY, TOOLS AND MECHANICAL APPARATUS, AND PARTS THEREOF, N.E.S.	21,994	107,046	21,994

TABLE 8 (MODIFIED)

SABAH (FINAL)

FOREIGN TRADE : COUNTRY WITH GROUP / DIVISION & SECTION TOTALS

GROUP / DIV / SECT	EXPORT & RE EXPORTS	IMPORTS	RE EXPORTS
	RM FOB JAN - DEC 2021	RM CIF JAN - DEC 2021	RM FOB JAN - DEC 2021
GRP 746 BALL OR ROLLER BEARINGS	12,826	23,555	12,826
GRP 747 TAPS, COCKS, VALVES AND SIMILAR APPLIANCE	1,954,868	1,496,040	1,954,868
GRP 748 TRANSMISSION SHAFTS AND CRANKS; BEARING HOUSINGS AND PARTS THEREOF	126,822	73,065	126,822
GRP 749 NON-ELECTRIC PARTS AND ACCESSORIES OF MACHINERY, N.E.S.	66,261	90,524	66,261
GRP 751 OFFICE MACHINES	3,254	521,582	3,254
GRP 752 AUTOMATIC DATA PROCESSING MACHINES AND UNITS THEREOF	69,870	89,900	69,870
GRP 761 TELEVISION RECEIVERS WITH RADIO-BROADCAST RECEIVERS, SOUND RECORDERS OR REPRODUCERS	3,166	1,385,294	3,166
GRP 764 TELECOMMUNICATIONS EQUIPMENTS, N.E.S.; THEIR PARTS, AND ACCESSORIES USED IN DIVISION 76	35,955	9,505	35,955
GRP 771 ELECTRIC POWER MACHINERY (OTHER THAN ROTATING ELECTRIC PLANT), AND PARTS THEREOF	319,946	1,765,633	319,946
GRP 772 ELECTRICAL APPARATUS, RESISTOR, SWITHBOARD AND CONTROL PANELS N.E.S., AND PARTS N.E.S.	362,380	236,753	362,380
GRP 773 EQUIPMENT FOR DISTRIBUTING ELECTRICITY, N.E.S.	103,476	7,616	103,476
GRP 774 ELECTRO-DIAGNOSTIC APPARATUS FOR MEDICAL, SURGICAL, DENTAL OR VETERINARY SCIENCES AND RADIOLOGICAL APPARATUS	2,626	-	2,626
GRP 775 HOUSEHOLD TYPE, ELECTRICAL AND NON- ELECTRICAL EQUIPMENT, N.E.S.	-	23,962,360	-
GRP 776 THERMIONIC VALVES AND TUBES; PHOTOCELLS; ETC., AND PARTS THEREOF, N.E.S.	-	2,552	-
GRP 778 ELECTRICAL MACHINERY AND APPARATUS, N.E.S.	18,163	6,499,832	18,163
GRP 781 MOTOR CARS AND OTHER MOTOR VEHICLES FOR THE TRANSPORT OF PERSONS	-	23,380,194	-
GRP 782 MOTOR VEHICLES FOR THE TRANSPORT OF GOODS AND SPECIAL PURPOSE MOTOR VEHICLES	-	285,447,058	-
GRP 784 PARTS AND ACCESSORIES, OF THE MOTOR VEHICLES FALLING WITHIN GROUP 722, 781, 782 OR 783	-	4,391,319	-
GRP 785 MOTORCYCLES, AND CYCLES, MOTORIZED AND NON-MOTORIZED; INVALID CARRIAGES	-	3,094,133	-
GRP 792 AIRCRAFT AND ASSOCIATED EQUIPMENT, SPACECRAFTS AND SPACECRAFT LAUNCH VEHICLES AND PARTS	-	13,390	-
GRP 793 SHIPS, BOATS (INCLUDING HOVERCRAFT) AND FLOATING STRUCTURES	-	14,416	-
GRP 811 PREFABRICATED BUILDINGS	143,247	189,990	143,247
GRP 812 SANITARY, PLUMBING AND HEATING FIXTURES AND FITTINGS, N.E.S.	-	76,857	-
GRP 813 LIGHTING FIXTURES AND FITTINGS, N.E.S.	-	14,504	-
GRP 821 FURNITURE AND PARTS THEREOF	13,934	197,987	13,934
GRP 831 TRAVEL GOODS, HANDBAGS AND SIMILAR CONTAINERS	6,157	41,616	6,157
GRP 841 MEN'S OR BOYS' COATS, CAPES, JACKETS, SUITS, BLAZERS, TROUSERS, UNDERWEAR, ETC., OF TEXTILE FABRICS, NOT KNITTED OR CROCHETED	-	75,953	-
GRP 842 WOMEN'S AND GIRLS' COATS, CAPES, JACKETS, SUITS, BLAZERS, TROUSERS, SHORTS AND SIMILAR ARTICLES OF TEXTILE FABRICS, NOT KNITTED OR CROCHETED	-	276,874	-
GRP 843 MEN'S OR BOYS' COATS, CAPES, JACKETS, SUITS, BLAZERS, TROUSERS, SHORTS AND SIMILAR ARTICLES OF TEXTILE FABRICS, KNITTED OR CROCHETED	-	73,232	-
GRP 844 WOMEN'S AND GIRLS' COATS, CAPES, JACKETS, SUITS, BLAZERS, TROUSERS, SHORTS AND SIMILAR ARTICLES OF TEXTILE FABRICS, KNITTED OR CROCHETED	-	9,126	-
GRP 845 ARTICLES OF APPAREL, OF TEXTILE FABRICS, WHETHER OR NOT KNITTED OR CROCHETED, N.E.S.	-	508,412	-
GRP 846 CLOTHING ACCESSORIES, OF TEXTILE FABRICS, WHETHER OR NOT KNITTED OR CROCHETED	-	137,022	-

TABLE 8 (MODIFIED)

SABAH (FINAL)

FOREIGN TRADE : COUNTRY WITH GROUP / DIVISION & SECTION TOTALS

GROUP / DIV / SECT	EXPORT & RE EXPORTS RM FOB JAN - DEC 2021	IMPORTS RM CIF JAN - DEC 2021	RE EXPORTS RM FOB JAN - DEC 2021
GRP 848 ARTICLES OF APPAREL AND CLOTHING ACCESSORIES OF OTHER THAN TEXTILE FABRICS, HEADGEAR OF ALL MATERIALS	-	93,046	-
GRP 851 FOOTWEAR	-	911,604	-
GRP 872 MEDICAL INSTRUMENTS AND APPLIANCES, N.E.S.	211,986	-	211,986
GRP 873 METERS AND COUNTERS, N.E.S.	4,922	3,613	4,922
GRP 874 MEASURING, CHECKING, ANALYSING AND CONTROLLING INSTRUMENTS AND APPARATUS N.E.S.	3,429,513	771,368	3,429,513
GRP 881 PHOTOGRAPHIC APPARATUS AND EQUIPMENT, N.E.S.	-	108,300	-
GRP 882 PHOTOGRAPHIC AND CINEMATOGRAPHIC SUPPLIES	-	3,102	-
GRP 885 WATCHES AND CLOCKS	-	154,817	-
GRP 892 PRINTED MATTER	-	70,417	-
GRP 893 ARTICLES, N.E.S OF PLASTICS	171,280	2,234,399	171,280
GRP 894 BABY CARRIAGES, TOYS, GAMES AND SPORTING GOODS	-	82,077	-
GRP 895 OFFICE AND STATIONARY SUPPLIES, N.E.S.	-	3,946	-
GRP 897 JEWELLERY, GOLDSMITHS' AND SILVERSMITHS' WARES AND OTHER ARTICLES OF PRECIOUS OR SEMI-PRECIOUS MATERIALS, N.E.S.	-	1,358,493	-
GRP 899 MISCELLANEOUS MANUFACTURED ARTICLES, N.E.S.	-	29,617	-
GRP 931 SPECIAL TRANSACTIONS AND COMMODITIES	205,485	1,386,366	204,866
DIV 00 LIVE ANIMALS	-	10,022	-
DIV 01 MEAT AND MEAT PREPARATIONS	-	737,853	-
DIV 02 DAIRY PRODUCT AND BIRDS EGGS	-	10,089,541	-
DIV 03 FISH, CRUSTACEANS AND MOLLUSCS, AND PREPARATIONS THEREOF	958,488	5,523,310	-
DIV 04 CEREALS AND CEREAL PREPARATIONS	-	96,718,658	-
DIV 05 VEGETABLES AND FRUITS	184,912	19,151,934	54,856
DIV 06 SUGARS, SUGAR PREPARATIONS AND HONEY	-	2,982,034	-
DIV 07 COFFEE, TEA, COCOA, SPICES, AND MANUFACTURES THEREOF	-	1,343,355	-
DIV 08 FEEDING STUFF FOR ANIMALS (NOT INCLUDING UNMILLED CEREALS)	-	42,885,372	-
DIV 09 MISCELLANEOUS EDIBLE PRODUCTS AND PREPARATIONS	291,047	14,511,051	291,047
DIV 11 BEVERAGES	-	5,796,835	-
DIV 22 OIL SEEDS AND OLEAGINOUS FRUITS	113,400	25,853	-
DIV 24 CORK AND WOOD	5,590,089	-	-
DIV 26 TEXTILE FIBRES(OTHER THAN WOOL TOPS) AND THEIR WASTES (NOT MANUFACTURED INTO YARN OR FABRICS)	320,313	196,232	320,313
DIV 27 CRUDE FERTILIZERS AND CRUDE MINERALS (EXCLUDING COAL, PETROLEUM AND PRECIOUS STONES)	-	11,774,422	-
DIV 29 CRUDE ANIMAL AND VEGETABLE MATERIALS, N.E.S.	9,000	187,864	-
DIV 33 PETROLEUM, PETROLEUM PRODUCTS AND RELATED MATERIALS	953,635,993	8,728,218	2,892
DIV 34 GAS, NATURAL AND MANUFACTURED	336,921,971	-	-

TABLE 8 (MODIFIED)

SABAH (FINAL)

FOREIGN TRADE : COUNTRY WITH GROUP / DIVISION & SECTION TOTALS

GROUP / DIV / SECT	EXPORT & RE EXPORTS	IMPORTS	RE EXPORTS	
	RM FOB JAN - DEC 2021	RM CIF JAN - DEC 2021	RM FOB JAN - DEC 2021	
DIV 42	FIXED VEGETABLE OILS AND FATS, CRUDE, REFINED OR FRACTIONATED	-	2,239	-
DIV 51	ORGANIC CHEMICALS	214,631,564	99,941	17,809
DIV 52	INORGANIC CHEMICALS	28,240,533	695,559	23,692
DIV 53	DYEING, TANNING AND COLOURING MATERIALS	-	1,236,077	-
DIV 55	ESSENTIAL OILS AND RESINOIDS AND PERFUME MATERIALS; TOILET, POLISHING AND CLEANSING PREPARATIONS	53,352	86,488,271	53,352
DIV 56	FERTILIZERS, MANUFACTURED	340,751,695	15,569,155	-
DIV 57	PLASTICS IN PRIMARY FORMS	351,061	23,564,526	351,061
DIV 58	PLASTICS IN NON-PRIMARY FORMS	17,872	4,871,724	17,872
DIV 59	CHEMICAL MATERIALS AND PRODUCTS, N.E.S.	2,064,508	10,246,497	2,064,508
DIV 62	RUBBER MANUFACTURES, N.E.S.	70,471	67,466,186	70,471
DIV 63	CORK AND WOOD MANUFACTURES (EXCLUDING FURNITURE)	26,168,932	2,194	-
DIV 64	PAPER, PAPERBOARD, AND ARTICLES OF PAPER PULP, OF PAPER OR PAPERBOARD	-	16,277,178	-
DIV 65	TEXTILE YARN, FABRICS, MADE-UP ARTICLES, N.E.S. AND RELATED PRODUCTS	16,215	398,636	16,215
DIV 66	NON-METALLIC MINERAL MANUFACTURES N.E.S.	-	9,502,363	-
DIV 67	IRON AND STEEL	1,086,516	6,737,920	1,082,709
DIV 68	NON-FERROUS METALS	3,694	-	3,694
DIV 69	MANUFACTURES OF METAL, N.E.S.	1,401,708	4,641,147	1,401,708
DIV 71	POWER GENERATING MACHINERY AND EQUIPMENT	563,564	750,955	563,564
DIV 72	MACHINERY SPECIALIZED FOR PARTICULAR INDUSTRIES	6,443,821	45,721,389	6,443,821
DIV 73	METALWORKING MACHINERY	223,892	309,883	223,892
DIV 74	GENERAL INDUSTRIAL MACHINERY AND EQUIPMENT, N.E.S. AND MACHINE PARTS, N.E.S.	4,443,142	23,169,888	4,443,142
DIV 75	OFFICE MACHINES AND AUTOMATIC DATA PROCESSING EQUIPMENT	73,124	611,482	73,124
DIV 76	TELECOMMUNICATIONS AND SOUND RECORDING AND REPRODUCING APPARATUS AND EQUIPMENT	39,121	1,394,799	39,121
DIV 77	ELECTRICAL MACHINERY, APPARATUS AND APPLIANCES, N.E.S. AND ELECTRICAL PARTS THEREOF	806,591	32,474,746	806,591
DIV 78	ROAD VEHICLES (INCLUDING AIR - CUSHION VEHICLES)	-	316,312,704	-
DIV 79	OTHERS TRANSPORT EQUIPMENT	-	27,806	-
DIV 81	PREFABRICATED BUILDINGS, SANITARY, PLUMBING, HEATING AND LIGHTING FIXTURES AND FITTINGS, N.E.S.	143,247	281,351	143,247
DIV 82	FURNITURE AND PARTS THEREOF	13,934	197,987	13,934
DIV 83	TRAVEL GOODS, HANDBAGS AND SIMILAR CONTAINERS	6,157	41,616	6,157
DIV 84	ARTICLES OF APPAREL AND CLOTHING ACCESSORIES	-	1,173,665	-
DIV 85	FOOTWEAR	-	911,604	-
DIV 87	PROFESSIONAL, SCIENTIFIC AND CONTROLLING INSTRUMENTS AND APPARATUS, N.E.S.	3,646,421	774,981	3,646,421
DIV 88	PHOTOGRAPHIC APPARATUS, EQUIPMENT AND SUPPLIED AND OPTICAL GOODS, N.E.S., WATCHES AND CLOCKS	-	266,219	-
DIV 89	MISCELLANEOUS MANUFACTURED ARTICLES, N.E.S.	171,280	3,778,949	171,280

TABLE 8 (MODIFIED)

SABAH (FINAL)

FOREIGN TRADE : COUNTRY WITH GROUP / DIVISION & SECTION TOTALS

GROUP / DIV / SECT		EXPORT & RE EXPORTS RM FOB JAN - DEC 2021	IMPORTS RM CIF JAN - DEC 2021	RE EXPORTS RM FOB JAN - DEC 2021
DIV 93	SPECIAL TRANSACTIONS AND COMMODITIES	205,485	1,386,366	204,866
SECT 0	FOOD AND LIVE ANIMALS	1,434,447	193,953,130	345,903
SECT 1	BEVERAGES AND TOBACCO	-	5,796,835	-
SECT 2	CRUDE MATERIALS, INEDIABLE	6,032,802	12,184,371	320,313
SECT 3	MINERAL FUELS, LUBRICANTS, ETC.	1,290,557,964	8,728,218	2,892
SECT 4	ANIMAL AND VEGETABLE OILS AND FATS	-	2,239	-
SECT 5	CHEMICALS	586,110,585	142,771,750	2,528,294
SECT 6	MANUFACTURED GOODS	28,747,536	105,025,624	2,574,797
SECT 7	MACHINERY & TRANSPORT EQUIPMENT	12,593,255	420,773,652	12,593,255
SECT 8	MISCELLANEOUS MANUFACTURED ARTICLES	3,981,039	7,426,372	3,981,039
SECT 9	MISCELLANEOUS TRANSACTIONS AND COMMODITIES	205,485	1,386,366	204,866
	TOTAL - THAILAND	1,929,663,113	898,048,557	22,551,359
... TIMOR LESTE				
GRP 931	SPECIAL TRANSACTIONS AND COMMODITIES	838	-	838
DIV 93	SPECIAL TRANSACTIONS AND COMMODITIES	838	-	838
SECT 9	MISCELLANEOUS TRANSACTIONS AND COMMODITIES	838	-	838
	TOTAL - TIMOR LESTE	838	-	838
... TOGO				
GRP 422	OTHER FIXED VEGETABLE OILS, FLUID OR SOLID, CRUDE, REFINED OR PURIFIED	49,470,947	-	-
DIV 42	FIXED VEGETABLE OILS AND FATS, CRUDE, REFINED OR FRACTIONATED	49,470,947	-	-
SECT 4	ANIMAL AND VEGETABLE OILS AND FATS	49,470,947	-	-
	TOTAL - TOGO	49,470,947	-	-
... TOKELAU				
GRP 073	CHOCOLATE AND OTHER FOOD PREPARATIONS CONTAINING COCOA, N.E.S	-	11,060	-
DIV 07	COFFEE, TEA, COCOA, SPICES, AND MANUFACTURES THEREOF	-	11,060	-
SECT 0	FOOD AND LIVE ANIMALS	-	11,060	-
	TOTAL - TOKELAU	-	11,060	-
... TONGA				
GRP 781	MOTOR CARS AND OTHER MOTOR VEHICLES FOR THE TRANSPORT OF PERSONS	67,950	-	67,950
DIV 78	ROAD VEHICLES (INCLUDING AIR - CUSHION VEHICLES)	67,950	-	67,950

TABLE 8 (MODIFIED)

SABAH (FINAL)

FOREIGN TRADE : COUNTRY WITH GROUP / DIVISION & SECTION TOTALS

GROUP / DIV / SECT	EXPORT & RE EXPORTS RM FOB JAN - DEC 2021	IMPORTS RM CIF JAN - DEC 2021	RE EXPORTS RM FOB JAN - DEC 2021
SECT 7 MACHINERY & TRANSPORT EQUIPMENT	67,950	-	67,950
TOTAL - TONGA	67,950	-	67,950
--- TRINIDAD AND TOBAGO			
GRP 112 ALCOHOLIC BEVERAGES	-	6,880	-
GRP 679 TUBES, PIPES AND HOLLOW PROFILES, AND TUBES OR PIPE FITTINGS, OF IRON OR STEEL	769,441	-	769,441
GRP 693 WIRE PRODUCTS (EXCLUDING INSULATED ELECTRICAL WIRING) AND FENCING GRILLS	21,966	-	21,966
GRP 718 OTHER POWER GENERATING MACHINERY AND PARTS THEREOF, N.E.S.	5,249	-	5,249
GRP 728 OTHER MACHINERY AND EQUIPMENT SPECIALIZED FOR PARTICULAR INDUSTRIES, AND PARTS THEREOF, N.E.S.	41,950	-	41,950
GRP 744 MECHANICAL HANDLING EQUIPMENT, AND PARTS THEREOF, N.E.S.	15,923	-	15,923
GRP 747 TAPS, COCKS, VALVES AND SIMILAR APPLIANCE	6,874	-	6,874
GRP 749 NON-ELECTRIC PARTS AND ACCESSORIES OF MACHINERY, N.E.S.	68,485	-	68,485
GRP 772 ELECTRICAL APPARATUS, RESISTOR, SWITHBOARD AND CONTROL PANELS N.E.S., AND PARTS N.E.S.	52,889	-	52,889
GRP 811 PREFABRICATED BUILDINGS	3,833	-	3,833
GRP 874 MEASURING, CHECKING, ANALYSING AND CONTROLLING INSTRUMENTS AND APPARATUS N.E.S.	25,877	-	25,877
GRP 931 SPECIAL TRANSACTIONS AND COMMODITIES	8,470	478	8,470
DIV 11 BEVERAGES	-	6,880	-
DIV 67 IRON AND STEEL	769,441	-	769,441
DIV 69 MANUFACTURES OF METAL, N.E.S.	21,966	-	21,966
DIV 71 POWER GENERATING MACHINERY AND EQUIPMENT	5,249	-	5,249
DIV 72 MACHINERY SPECIALIZED FOR PARTICULAR INDUSTRIES	41,950	-	41,950
DIV 74 GENERAL INDUSTRIAL MACHINERY AND EQUIPMENT, N.E.S. AND MACHINE PARTS, N.E.S.	91,282	-	91,282
DIV 77 ELECTRICAL MACHINERY, APPARATUS AND APPLIANCES, N.E.S. AND ELECTRICAL PARTS THEREOF	52,889	-	52,889
DIV 81 PREFABRICATED BUILDINGS, SANITARY, PLUMBING, HEATING AND LIGHTING FIXTURES AND FITTINGS, N.E.S.	3,833	-	3,833
DIV 87 PROFESSIONAL, SCIENTIFIC AND CONTROLLING INSTRUMENTS AND APPARATUS, N.E.S.	25,877	-	25,877
DIV 93 SPECIAL TRANSACTIONS AND COMMODITIES	8,470	478	8,470
SECT 1 BEVERAGES AND TOBACCO	-	6,880	-
SECT 6 MANUFACTURED GOODS	791,407	-	791,407
SECT 7 MACHINERY & TRANSPORT EQUIPMENT	191,370	-	191,370
SECT 8 MISCELLANEOUS MANUFACTURED ARTICLES	29,710	-	29,710
SECT 9 MISCELLANEOUS TRANSACTIONS AND COMMODITIES	8,470	478	8,470
TOTAL - TRINIDAD AND TOBAGO	1,020,957	7,358	1,020,957
--- TUNISIA			
GRP 057 FRUITS AND NUTS (NOT INCLUDING OIL NUTS), FRESH OR DRIED	-	631,667	-

TABLE 8 (MODIFIED)

SABAH (FINAL)

FOREIGN TRADE : COUNTRY WITH GROUP / DIVISION & SECTION TOTALS

GROUP / DIV / SECT	EXPORT & RE EXPORTS	IMPORTS	RE EXPORTS
	RM FOB JAN - DEC 2021	RM CIF JAN - DEC 2021	RM FOB JAN - DEC 2021
GRP 058 FRUITS, PRESERVED, AND FRUIT PREPARATIONS (EXCLUDING FRUIT JUICES)	-	7,801	-
GRP 421 FIXED VEGETABLE OILS, 'SOFT', CRUDE, REFINED OR PURIFIED	-	85,733	-
GRP 723 CIVIL ENGINEERING AND CONTRACTORS' PLANT AND EQUIPMENT	9,239	-	9,239
GRP 728 OTHER MACHINERY AND EQUIPMENT SPECIALIZED FOR PARTICULAR INDUSTRIES, AND PARTS THEREOF, N.E.S.	15,235	-	15,235
GRP 747 TAPS, COCKS, VALVES AND SIMILAR APPLIANCE	78,574	-	78,574
GRP 772 ELECTRICAL APPARATUS, RESISTOR, SWITHBOARD AND CONTROL PANELS N.E.S., AND PARTS N.E.S.	-	2,907	-
GRP 874 MEASURING, CHECKING, ANALYSING AND CONTROLLING INSTRUMENTS AND APPARATUS N.E.S.	14,831	-	14,831
GRP 931 SPECIAL TRANSACTIONS AND COMMODITIES	390	1,046	390
DIV 05 VEGETABLES AND FRUITS	-	639,468	-
DIV 42 FIXED VEGETABLE OILS AND FATS, CRUDE, REFINED OR FRACTIONATED	-	85,733	-
DIV 72 MACHINERY SPECIALIZED FOR PARTICULAR INDUSTRIES	24,474	-	24,474
DIV 74 GENERAL INDUSTRIAL MACHINERY AND EQUIPMENT, N.E.S. AND MACHINE PARTS, N.E.S.	78,574	-	78,574
DIV 77 ELECTRICAL MACHINERY, APPARATUS AND APPLIANCES, N.E.S. AND ELECTRICAL PARTS THEREOF	-	2,907	-
DIV 87 PROFESSIONAL, SCIENTIFIC AND CONTROLLING INSTRUMENTS AND APPARATUS, N.E.S.	14,831	-	14,831
DIV 93 SPECIAL TRANSACTIONS AND COMMODITIES	390	1,046	390
SECT 0 FOOD AND LIVE ANIMALS	-	639,468	-
SECT 4 ANIMAL AND VEGETABLE OILS AND FATS	-	85,733	-
SECT 7 MACHINERY & TRANSPORT EQUIPMENT	103,048	2,907	103,048
SECT 8 MISCELLANEOUS MANUFACTURED ARTICLES	14,831	-	14,831
SECT 9 MISCELLANEOUS TRANSACTIONS AND COMMODITIES	390	1,046	390
TOTAL - TUNISIA	118,269	729,154	118,269
... TURKEY			
GRP 036 CRUSTACEANS AND MOLLUSCS, FRESH, CHILLED, FROZEN, SALTED OR IN BRINE OR DRIED	4,290,455	-	-
GRP 048 CEREAL PREPARATIONS AND PREPARATION OF FLOUR OR STARCH OF FRUITS OR VEGETABLES	-	3,112,569	-
GRP 054 VEGETABLES, FRESH, CHILLED, FROZEN OR SIMPLY PRESERVED	-	225,384	-
GRP 056 VEGETABLES, ROOT AND TUBERS, PREPARED OR PRESERVED, N.E.S.	-	7,968	-
GRP 057 FRUITS AND NUTS (NOT INCLUDING OIL NUTS), FRESH OR DRIED	-	1,860,677	-
GRP 058 FRUITS, PRESERVED, AND FRUIT PREPARATIONS (EXCLUDING FRUIT JUICES)	-	111,245	-
GRP 059 FRUIT JUICES (INCLUDING GRAPE MUST) & VEGETABLE JUICES, UNFERMENTED & NOT CONTAINING ADDED SPIRIT, WHETHER / NOT CONTAINING ADDED SUGAR OR OTHER SWEETENING MATTER	-	67,166	-
GRP 062 SUGAR CONFECTIONERY	-	354,463	-
GRP 073 CHOCOLATE AND OTHER FOOD PREPARATIONS CONTAINING COCOA, N.E.S	-	128,388	-
GRP 081 FEEDING STUFF FOR ANIMALS (NOT INCLUDING UNMILLED CEREALS)	-	2,940,656	-
GRP 098 EDIBLE PRODUCTS AND PREPARATIONS, N.E.S.	-	434,597	-

TABLE 8 (MODIFIED)

SABAH (FINAL)

FOREIGN TRADE : COUNTRY WITH GROUP / DIVISION & SECTION TOTALS

GROUP / DIV / SECT	EXPORT & RE EXPORTS		IMPORTS	RE EXPORTS
	RM FOB	RM CIF	RM CIF	RM FOB
	JAN - DEC 2021	JAN - DEC 2021	JAN - DEC 2021	JAN - DEC 2021
GRP 111 NON-ALCOHOLIC BEVERAGES, N.E.S.	-		35,106	-
GRP 223 OIL SEEDS AND OLEAGINOUS FRUITS, FOR EXTRACTION OF OTHER FIXED VEGETABLE OILS	-		3,750	-
GRP 231 NATURAL RUBBER, NATURAL GUMS, IN PRIMARY FORMS	10,177,751		-	-
GRP 278 OTHER CRUDE MINERALS	-		2,169,638	-
GRP 421 FIXED VEGETABLE OILS, 'SOFT', CRUDE, REFINED OR PURIFIED	-		182,553	-
GRP 422 OTHER FIXED VEGETABLE OILS, FLUID OR SOLID, CRUDE, REFINED OR PURIFIED	194,823,033		-	-
GRP 431 ANIMAL OR VEGETABLE OILS AND FATS, PROCESSED, AND WAXES OF ANIMAL OR VEGETABLE ORIGIN	54,252,197		-	-
GRP 522 INORGANIC CHEMICAL ELEMENTS, OXIDES AND HALOGEN SALTS	-		941,520	-
GRP 523 METALLIC SALTS AND PEROXYSALTS, OF INORGANIC ACIDS	-		2,446,215	-
GRP 553 PERFUMERY, COSMETICS AND TOILET PREPARATIONS	-		130,636	-
GRP 575 OTHER PLASTICS, IN PRIMARY FORMS	-		132,435	-
GRP 582 PLATES, SHEETS, FILM, COIL AND STRIP OF PLASTICS	-		7,300	-
GRP 592 STARCHES, INULIN AND WHEAT GLUTEN; ALBUMINOIDAL SUBSTANCES; GLUES	-		295,266	-
GRP 598 MISCELLANEOUS CHEMICAL PRODUCTS, N.E.S.	-		170,583	-
GRP 621 MATERIALS OF RUBBER	-		3,347	-
GRP 629 ARTICLES OF RUBBER, N.E.S	-		81,410	-
GRP 651 TEXTILE YARN	-		7,900	-
GRP 657 SPECIAL YARNS, TEXTILE FABRICS AND RELATED PRODUCTS	-		2,236	-
GRP 658 MADE-UP ARTICLES, WHOLLY OR CHIEFLY OF TEXTILE MATERIALS, N.E.S.	-		9,308	-
GRP 659 FLOOR COVERINGS, ETC.	-		96,336	-
GRP 661 LIME, CEMENT, AND FABRICATED CONSTRUCTION MATERIALS (EXCEPT GLASS AND CLAY MATERIALS)	-		126,807	-
GRP 676 IRON AND STEEL BARS, RODS, ANGLES, SHAPES AND SECTIONS (INCLUDING SHEET PILING)	-		21,524,450	-
GRP 679 TUBES, PIPES AND HOLLOW PROFILES, AND TUBES OR PIPE FITTINGS, OF IRON OR STEEL	-		5,413	-
GRP 697 HOUSEHOLD EQUIPMENT OF BASE METAL, N.E.S.	-		37,399	-
GRP 713 INTERNAL COMBUSTION PISTON ENGINES, AND PARTS THEREOF, N.E.S.	-		6,206	-
GRP 714 ENGINES AND MOTORS, NON-ELECTRIC, AND PARTS, N.E.S.	-		445,995	-
GRP 716 ROTATING ELECTRIC PLANT AND PARTS THEREOF, N.E.S.	-		42,655	-
GRP 723 CIVIL ENGINEERING AND CONTRACTORS' PLANT AND EQUIPMENT	5,251		7,466	5,251
GRP 724 TEXTILE AND LEATHER MACHINERY, AND PARTS THEREOF, N.E.S.	-		217,625	-
GRP 727 FOOD-PROCESSING MACHINES (EXCLUDING DOMESTIC)	-		39,564	-
GRP 728 OTHER MACHINERY AND EQUIPMENT SPECIALIZED FOR PARTICULAR INDUSTRIES, AND PARTS THEREOF, N.E.S.	-		321,369	-
GRP 741 HEATING AND COOLING EQUIPMENT AND PARTS THEREOF, N.E.S.	-		2,377	-
GRP 742 PUMPS FOR LIQUIDS, LIQUID ELEVATORS AND PARTS	-		22,835	-
GRP 743 PUMPS (OTHER THAN PUMPS FOR LIQUIDS) AND COMPRESSORS AND FANS; CENTRIFUGES; FILTERING OR PURIFYING APPARATUS	-		45,200	-

TABLE 8 (MODIFIED)

SABAH (FINAL)

FOREIGN TRADE : COUNTRY WITH GROUP / DIVISION & SECTION TOTALS

GROUP / DIV / SECT	EXPORT & RE EXPORTS	IMPORTS	RE EXPORTS
	RM FOB JAN - DEC 2021	RM CIF JAN - DEC 2021	RM FOB JAN - DEC 2021
GRP 744 MECHANICAL HANDLING EQUIPMENT, AND PARTS THEREOF, N.E.S.	6,078	2,145	6,078
GRP 746 BALL OR ROLLER BEARINGS	-	81,944	-
GRP 747 TAPS, COCKS, VALVES AND SIMILAR APPLIANCE	-	442,287	-
GRP 748 TRANSMISSION SHAFTS AND CRANKS; BEARING HOUSINGS AND PARTS THEREOF	-	45,825	-
GRP 749 NON-ELECTRIC PARTS AND ACCESSORIES OF MACHINERY, N.E.S.	-	4,451	-
GRP 771 ELECTRIC POWER MACHINERY (OTHER THAN ROTATING ELECTRIC PLANT), AND PARTS THEREOF	-	245,945	-
GRP 772 ELECTRICAL APPARATUS, RESISTOR, SWITCHBOARD AND CONTROL PANELS N.E.S., AND PARTS N.E.S.	24,880	21,410	24,880
GRP 773 EQUIPMENT FOR DISTRIBUTING ELECTRICITY, N.E.S.	-	333,803	-
GRP 775 HOUSEHOLD TYPE, ELECTRICAL AND NON- ELECTRICAL EQUIPMENT, N.E.S.	-	1,152,751	-
GRP 782 MOTOR VEHICLES FOR THE TRANSPORT OF GOODS AND SPECIAL PURPOSE MOTOR VEHICLES	-	3,012,917	-
GRP 784 PARTS AND ACCESSORIES, OF THE MOTOR VEHICLES FALLING WITHIN GROUP 722, 781, 782 OR 783	-	53,015	-
GRP 785 MOTORCYCLES, AND CYCLES, MOTORIZED AND NON-MOTORIZED; INVALID CARRIAGES	-	7,783	-
GRP 792 AIRCRAFT AND ASSOCIATED EQUIPMENT, SPACECRAFTS AND SPACECRAFT LAUNCH VEHICLES AND PARTS	-	41,353	-
GRP 821 FURNITURE AND PARTS THEREOF	2,916,813	-	179,479
GRP 842 WOMEN'S AND GIRLS' COATS, CAPES, JACKETS, SUITS, BLAZERS, TROUSERS, SHORTS AND SIMILAR ARTICLES OF TEXTILE FABRICS, NOT KNITTED OR CROCHETED	-	9,626	-
GRP 843 MEN'S OR BOYS' COATS, CAPES, JACKETS, SUITS, BLAZERS, TROUSERS, SHORTS AND SIMILAR ARTICLES OF TEXTILE FABRICS, KNITTED OR CROCHETED	-	2,737	-
GRP 844 WOMEN'S AND GIRLS' COATS, CAPES, JACKETS, SUITS, BLAZERS, TROUSERS, SHORTS AND SIMILAR ARTICLES OF TEXTILE FABRICS, KNITTED OR CROCHETED	-	4,991	-
GRP 845 ARTICLES OF APPAREL, OF TEXTILE FABRICS, WHETHER OR NOT KNITTED OR CROCHETED, N.E.S.	-	20,429	-
GRP 874 MEASURING, CHECKING, ANALYSING AND CONTROLLING INSTRUMENTS AND APPARATUS N.E.S.	-	69,421	-
GRP 881 PHOTOGRAPHIC APPARATUS AND EQUIPMENT, N.E.S.	-	2,374	-
GRP 891 ARMS AND AMMUNITION	-	112,432	-
GRP 893 ARTICLES, N.E.S OF PLASTICS	-	27,948	-
GRP 894 BABY CARRIAGES, TOYS, GAMES AND SPORTING GOODS	2,500	-	2,500
GRP 931 SPECIAL TRANSACTIONS AND COMMODITIES	1,284	167,048	1,268
DIV 03 FISH, CRUSTACEANS AND MOLLUSCS, AND PREPARATIONS THEREOF	4,290,455	-	-
DIV 04 CEREALS AND CEREAL PREPARATIONS	-	3,112,569	-
DIV 05 VEGETABLES AND FRUITS	-	2,272,440	-
DIV 06 SUGARS, SUGAR PREPARATIONS AND HONEY	-	354,463	-
DIV 07 COFFEE, TEA, COCOA, SPICES, AND MANUFACTURES THEREOF	-	128,388	-
DIV 08 FEEDING STUFF FOR ANIMALS (NOT INCLUDING UNMILLED CEREALS)	-	2,940,656	-
DIV 09 MISCELLANEOUS EDIBLE PRODUCTS AND PREPARATIONS	-	434,597	-
DIV 11 BEVERAGES	-	35,106	-
DIV 22 OIL SEEDS AND OLEAGINOUS FRUITS	-	3,750	-

TABLE 8 (MODIFIED)

SABAH (FINAL)

FOREIGN TRADE : COUNTRY WITH GROUP / DIVISION & SECTION TOTALS

GROUP / DIV / SECT	EXPORT & RE EXPORTS RM FOB JAN - DEC 2021	IMPORTS RM CIF JAN - DEC 2021	RE EXPORTS RM FOB JAN - DEC 2021	
DIV 23	CRUDE RUBBER (INCLUDING SYNTHETIC AND RECLAIMED)	10,177,751	-	-
DIV 27	CRUDE FERTILIZERS AND CRUDE MINERALS (EXCLUDING COAL, PETROLEUM AND PRECIOUS STONES)	-	2,169,638	-
DIV 42	FIXED VEGETABLE OILS AND FATS, CRUDE, REFINED OR FRACTIONATED	194,823,033	182,553	-
DIV 43	ANIMAL OR VEGETABLE OILS AND FATS, PROCESSED, AND WAXES OF ANIMAL OR VEGETABLE ORIGIN	54,252,197	-	-
DIV 52	INORGANIC CHEMICALS	-	3,387,735	-
DIV 55	ESSENTIAL OILS AND RESINOIDS AND PERFUME MATERIALS; TOILET, POLISHING AND CLEANSING PREPARATIONS	-	130,636	-
DIV 57	PLASTICS IN PRIMARY FORMS	-	132,435	-
DIV 58	PLASTICS IN NON-PRIMARY FORMS	-	7,300	-
DIV 59	CHEMICAL MATERIALS AND PRODUCTS, N.E.S.	-	465,849	-
DIV 62	RUBBER MANUFACTURES, N.E.S.	-	84,757	-
DIV 65	TEXTILE YARN, FABRICS, MADE-UP ARTICLES, N.E.S. AND RELATED PRODUCTS	-	115,780	-
DIV 66	NON-METALLIC MINERAL MANUFACTURES N.E.S.	-	126,807	-
DIV 67	IRON AND STEEL	-	21,529,863	-
DIV 69	MANUFACTURES OF METAL, N.E.S.	-	37,399	-
DIV 71	POWER GENERATING MACHINERY AND EQUIPMENT	-	494,856	-
DIV 72	MACHINERY SPECIALIZED FOR PARTICULAR INDUSTRIES	5,251	586,024	5,251
DIV 74	GENERAL INDUSTRIAL MACHINERY AND EQUIPMENT, N.E.S. AND MACHINE PARTS, N.E.S.	6,078	647,064	6,078
DIV 77	ELECTRICAL MACHINERY, APPARATUS AND APPLIANCES, N.E.S. AND ELECTRICAL PARTS THEREOF	24,880	1,753,909	24,880
DIV 78	ROAD VEHICLES (INCLUDING AIR - CUSHION VEHICLES)	-	3,073,715	-
DIV 79	OTHERS TRANSPORT EQUIPMENT	-	41,353	-
DIV 82	FURNITURE AND PARTS THEREOF	2,916,813	-	179,479
DIV 84	ARTICLES OF APPAREL AND CLOTHING ACCESSORIES	-	37,783	-
DIV 87	PROFESSIONAL, SCIENTIFIC AND CONTROLLING INSTRUMENTS AND APPARATUS, N.E.S.	-	69,421	-
DIV 88	PHOTOGRAPHIC APPARATUS, EQUIPMENT AND SUPPLIED AND OPTICAL GOODS, N.E.S., WATCHES AND CLOCKS	-	2,374	-
DIV 89	MISCELLANEOUS MANUFACTURED ARTICLES, N.E.S.	2,500	140,380	2,500
DIV 93	SPECIAL TRANSACTIONS AND COMMODITIES	1,284	167,048	1,268
SECT 0	FOOD AND LIVE ANIMALS	4,290,455	9,243,113	-
SECT 1	BEVERAGES AND TOBACCO	-	35,106	-
SECT 2	CRUDE MATERIALS, INEDIABLE	10,177,751	2,173,388	-
SECT 4	ANIMAL AND VEGETABLE OILS AND FATS	249,075,230	182,553	-
SECT 5	CHEMICALS	-	4,123,955	-
SECT 6	MANUFACTURED GOODS	-	21,894,606	-
SECT 7	MACHINERY & TRANSPORT EQUIPMENT	36,209	6,596,921	36,209
SECT 8	MISCELLANEOUS MANUFACTURED ARTICLES	2,919,313	249,958	181,979

TABLE 8 (MODIFIED)

SABAH (FINAL)

FOREIGN TRADE : COUNTRY WITH GROUP / DIVISION & SECTION TOTALS

GROUP / DIV / SECT	EXPORT & RE EXPORTS RM FOB JAN - DEC 2021	IMPORTS RM CIF JAN - DEC 2021	RE EXPORTS RM FOB JAN - DEC 2021
SECT 9 MISCELLANEOUS TRANSACTIONS AND COMMODITIES	1,284	167,048	1,268
TOTAL - TURKEY	266,500,242	44,666,648	219,456
--- TURKMENISTAN			
GRP 699 MANUFACTURES OF BASE METAL, N.E.S.	3,148	-	3,148
GRP 723 CIVIL ENGINEERING AND CONTRACTORS' PLANT AND EQUIPMENT	5,838	-	5,838
GRP 931 SPECIAL TRANSACTIONS AND COMMODITIES	222	-	222
DIV 69 MANUFACTURES OF METAL, N.E.S.	3,148	-	3,148
DIV 72 MACHINERY SPECIALIZED FOR PARTICULAR INDUSTRIES	5,838	-	5,838
DIV 93 SPECIAL TRANSACTIONS AND COMMODITIES	222	-	222
SECT 6 MANUFACTURED GOODS	3,148	-	3,148
SECT 7 MACHINERY & TRANSPORT EQUIPMENT	5,838	-	5,838
SECT 9 MISCELLANEOUS TRANSACTIONS AND COMMODITIES	222	-	222
TOTAL - TURKMENISTAN	9,208	-	9,208
--- UGANDA			
GRP 054 VEGETABLES, FRESH, CHILLED, FROZEN OR SIMPLY PRESERVED	-	201,778	-
GRP 931 SPECIAL TRANSACTIONS AND COMMODITIES	3,107	-	3,107
DIV 05 VEGETABLES AND FRUITS	-	201,778	-
DIV 93 SPECIAL TRANSACTIONS AND COMMODITIES	3,107	-	3,107
SECT 0 FOOD AND LIVE ANIMALS	-	201,778	-
SECT 9 MISCELLANEOUS TRANSACTIONS AND COMMODITIES	3,107	-	3,107
TOTAL - UGANDA	3,107	201,778	3,107
--- UKRAINE			
GRP 041 WHEAT (INCLUDING SPELT) AND MESLIN, UNMILLED	-	2,034,911	-
GRP 054 VEGETABLES, FRESH, CHILLED, FROZEN OR SIMPLY PRESERVED	-	535,614	-
GRP 248 WOOD, SIMPLY WORKED, AND RAILWAY SLEEPERS OF WOOD	-	54,944	-
GRP 291 CRUDE ANIMAL MATERIALS, N.E.S.	4,725	-	-
GRP 592 STARCHES, INULIN AND WHEAT GLUTEN; ALBUMINOIDAL SUBSTANCES; GLUES	-	256,897	-
GRP 598 MISCELLANEOUS CHEMICAL PRODUCTS, N.E.S.	-	254,288	-
GRP 673 FLAT-ROLLED PRODUCTS, OF IRON OR NON-ALLOY STEEL, NOT CLAD, PLATED OR COATED	-	134,637	-
GRP 691 STRUCTURES AND PARTS OF STRUCTURES, N.E.S., OF IRON, STEEL OR ALUMINIUM	-	5,755	-
GRP 723 CIVIL ENGINEERING AND CONTRACTORS' PLANT AND EQUIPMENT	-	11,133	-
GRP 728 OTHER MACHINERY AND EQUIPMENT SPECIALIZED FOR PARTICULAR INDUSTRIES, AND PARTS THEREOF, N.E.S.	-	22,751	-

TABLE 8 (MODIFIED)

SABAH (FINAL)

FOREIGN TRADE : COUNTRY WITH GROUP / DIVISION & SECTION TOTALS

GROUP / DIV / SECT	EXPORT & RE EXPORTS RM FOB JAN - DEC 2021	IMPORTS RM CIF JAN - DEC 2021	RE EXPORTS RM FOB JAN - DEC 2021
GRP 742 PUMPS FOR LIQUIDS, LIQUID ELEVATORS AND PARTS	-	86,505	-
GRP 744 MECHANICAL HANDLING EQUIPMENT, AND PARTS THEREOF, N.E.S.	-	86,680	-
GRP 874 MEASURING, CHECKING, ANALYSING AND CONTROLLING INSTRUMENTS AND APPARATUS N.E.S.	203,046	162,743	203,046
GRP 884 OPTICAL GOODS, N.E.S.	2,485	-	2,485
GRP 931 SPECIAL TRANSACTIONS AND COMMODITIES	201	4,936	201
DIV 04 CEREALS AND CEREAL PREPARATIONS	-	2,034,911	-
DIV 05 VEGETABLES AND FRUITS	-	535,614	-
DIV 24 CORK AND WOOD	-	54,944	-
DIV 29 CRUDE ANIMAL AND VEGETABLE MATERIALS, N.E.S.	4,725	-	-
DIV 59 CHEMICAL MATERIALS AND PRODUCTS, N.E.S.	-	511,185	-
DIV 67 IRON AND STEEL	-	134,637	-
DIV 69 MANUFACTURES OF METAL, N.E.S.	-	5,755	-
DIV 72 MACHINERY SPECIALIZED FOR PARTICULAR INDUSTRIES	-	33,884	-
DIV 74 GENERAL INDUSTRIAL MACHINERY AND EQUIPMENT, N.E.S. AND MACHINE PARTS, N.E.S.	-	173,185	-
DIV 87 PROFESSIONAL, SCIENTIFIC AND CONTROLLING INSTRUMENTS AND APPARATUS, N.E.S.	203,046	162,743	203,046
DIV 88 PHOTOGRAPHIC APPARATUS, EQUIPMENT AND SUPPLIED AND OPTICAL GOODS, N.E.S., WATCHES AND CLOCKS	2,485	-	2,485
DIV 93 SPECIAL TRANSACTIONS AND COMMODITIES	201	4,936	201
SECT 0 FOOD AND LIVE ANIMALS	-	2,570,525	-
SECT 2 CRUDE MATERIALS, INEDIABLE	4,725	54,944	-
SECT 5 CHEMICALS	-	511,185	-
SECT 6 MANUFACTURED GOODS	-	140,392	-
SECT 7 MACHINERY & TRANSPORT EQUIPMENT	-	207,069	-
SECT 8 MISCELLANEOUS MANUFACTURED ARTICLES	205,531	162,743	205,531
SECT 9 MISCELLANEOUS TRANSACTIONS AND COMMODITIES	201	4,936	201
TOTAL - UKRAINE	210,457	3,651,794	205,732
*** UNITED ARAB EMIRATES			
GRP 048 CEREAL PREPARATIONS AND PREPARATION OF FLOUR OR STARCH OF FRUITS OR VEGETABLES	1,425,300	500,602	-
GRP 054 VEGETABLES, FRESH, CHILLED, FROZEN OR SIMPLY PRESERVED	-	1,884,343	-
GRP 057 FRUITS AND NUTS (NOT INCLUDING OIL NUTS), FRESH OR DRIED	-	31,093	-
GRP 112 ALCOHOLIC BEVERAGES	-	7,241	-
GRP 334 PETROLEUM PRODUCTS, REFINED	-	801,830	-
GRP 513 CARBOXYLIC ACIDS, ANHYDRIDES, HALIDES, PEROXIDES AND PEROXYACIDS AND DERIVATIVES	76,444	-	76,444
GRP 522 INORGANIC CHEMICAL ELEMENTS, OXIDES AND HALOGEN SALTS	-	74,316	-

TABLE 8 (MODIFIED)

SABAH (FINAL)

FOREIGN TRADE : COUNTRY WITH GROUP / DIVISION & SECTION TOTALS

GROUP / DIV / SECT	EXPORT & RE EXPORTS	IMPORTS	RE EXPORTS
	RM FOB JAN - DEC 2021	RM CIF JAN - DEC 2021	RM FOB JAN - DEC 2021
GRP 523 METALLIC SALTS AND PEROXYSALTS, OF INORGANIC ACIDS	-	1,076,920	-
GRP 542 MEDICAMENTS (INCLUDING VETERINARY MEDICAMENTS)	5,423	-	5,423
GRP 554 SOAP, CLEANSING AND POLISHING PREPARATIONS	-	369,720	-
GRP 571 POLYMER OF ETHYLENE, IN PRIMARY FORMS	-	16,354,927	-
GRP 575 OTHER PLASTICS, IN PRIMARY FORMS	108,641	763,569	108,641
GRP 592 STARCHES, INULIN AND WHEAT GLUTEN; ALBUMINOIDAL SUBSTANCES; GLUES	-	155,892	-
GRP 597 PREPARED ADDITIVES FOR MINERAL OILS; LUBRICATING PREPARATIONS	31,685	1,536,098	31,685
GRP 598 MISCELLANEOUS CHEMICAL PRODUCTS, N.E.S.	2,284	340,386	2,284
GRP 621 MATERIALS OF RUBBER	-	6,239	-
GRP 629 ARTICLES OF RUBBER, N.E.S	26,248	243,824	26,248
GRP 634 VENEERS, PLYWOOD, PARTICLE BOARD, AND OTHER WOOD, WORKED, N.E.S.	1,841,348	-	-
GRP 657 SPECIAL YARNS, TEXTILE FABRICS AND RELATED PRODUCTS	-	14,069	-
GRP 665 GLASSWARE	2,000	-	2,000
GRP 676 IRON AND STEEL BARS, RODS, ANGLES, SHAPES AND SECTIONS (INCLUDING SHEET PILING)	-	5,038	-
GRP 679 TUBES, PIPES AND HOLLOW PROFILES, AND TUBES OR PIPE FITTINGS, OF IRON OR STEEL	62,866	265,109	62,866
GRP 691 STRUCTURES AND PARTS OF STRUCTURES, N.E.S., OF IRON, STEEL OR ALUMINIUM	-	2,527	-
GRP 692 METAL CONTAINERS FOR STORAGE OR TRANSPORT	-	317,425	-
GRP 694 NAILS, SCREWS, NUTS, BOLTS, RIVETS AND THE LIKE, OF IRON, STEEL, COPPER OR ALUMINIUM	12,989	96,529	12,989
GRP 695 TOOLS FOR USE IN THE HAND OR IN MACHINES	219,005	766,306	219,005
GRP 699 MANUFACTURES OF BASE METAL, N.E.S.	68,822	189,149	68,822
GRP 711 STEAM OR OTHER VAPOUR GENERATING BOILERS, SUPERHEATED WATER BOILERS, AND AUXILIARY PLANT FOR USE THEREWITH; AND PARTS THEREOF	-	324,063	-
GRP 714 ENGINES AND MOTORS, NON-ELECTRIC, AND PARTS, N.E.S.	10,493	-	10,493
GRP 718 OTHER POWER GENERATING MACHINERY AND PARTS THEREOF, N.E.S.	21,857	70,845	21,857
GRP 723 CIVIL ENGINEERING AND CONTRACTORS' PLANT AND EQUIPMENT	1,941,766	4,453,823	1,941,766
GRP 728 OTHER MACHINERY AND EQUIPMENT SPECIALIZED FOR PARTICULAR INDUSTRIES, AND PARTS THEREOF, N.E.S.	264,503	7,326,211	264,503
GRP 735 PARTS, N.E.S AND ACCESSORIES FOR USE WITH MACHINES FALLING WITHIN GRP 731 AND 733	-	33,572	-
GRP 742 PUMPS FOR LIQUIDS, LIQUID ELEVATORS AND PARTS	33,896	3,787	33,896
GRP 743 PUMPS (OTHER THAN PUMPS FOR LIQUIDS) AND COMPRESSORS AND FANS; CENTRIFUGES; FILTERING OR PURIFYING APPARATUS	5,462	976,956	5,462
GRP 744 MECHANICAL HANDLING EQUIPMENT, AND PARTS THEREOF, N.E.S.	205,393	14,905	205,393
GRP 745 OTHER NON-ELECTRICAL MACHINERY, TOOLS AND MECHANICAL APPARATUS, AND PARTS THEREOF, N.E.S.	-	3,205	-
GRP 746 BALL OR ROLLER BEARINGS	-	3,402	-
GRP 747 TAPS, COCKS, VALVES AND SIMILAR APPLIANCE	122,929	282,842	122,929
GRP 748 TRANSMISSION SHAFTS AND CRANKS; BEARING HOUSINGS AND PARTS THEREOF	-	15,067	-

TABLE 8 (MODIFIED)

SABAH (FINAL)

FOREIGN TRADE : COUNTRY WITH GROUP / DIVISION & SECTION TOTALS

GROUP / DIV / SECT	EXPORT & RE EXPORTS	IMPORTS	RE EXPORTS
	RM FOB JAN - DEC 2021	RM CIF JAN - DEC 2021	RM FOB JAN - DEC 2021
GRP 749 NON-ELECTRIC PARTS AND ACCESSORIES OF MACHINERY, N.E.S.	2,078	29,980	2,078
GRP 752 AUTOMATIC DATA PROCESSING MACHINES AND UNITS THEREOF	33,168	34,167	33,168
GRP 759 PARTS AND ACCESSORIES FOR USE WITHIN GROUPS 751 AND 752	-	41,879	-
GRP 764 TELECOMMUNICATIONS EQUIPMENTS, N.E.S.; THEIR PARTS, AND ACCESSORIES USED IN DIVISION 76	-	4,654	-
GRP 772 ELECTRICAL APPARATUS, RESISTOR, SWITCHBOARD AND CONTROL PANELS N.E.S., AND PARTS N.E.S.	16,266	155,432	16,266
GRP 773 EQUIPMENT FOR DISTRIBUTING ELECTRICITY, N.E.S.	-	5,562	-
GRP 776 THERMIONIC VALVES AND TUBES; PHOTOCELLS; ETC., AND PARTS THEREOF, N.E.S.	176,076	14,714	176,076
GRP 778 ELECTRICAL MACHINERY AND APPARATUS, N.E.S.	-	113,087	-
GRP 784 PARTS AND ACCESSORIES, OF THE MOTOR VEHICLES FALLING WITHIN GROUP 722, 781, 782 OR 783	-	2,090	-
GRP 813 LIGHTING FIXTURES AND FITTINGS, N.E.S.	-	65,637	-
GRP 842 WOMEN'S AND GIRLS' COATS, CAPES, JACKETS, SUITS, BLAZERS, TROUSERS, SHORTS AND SIMILAR ARTICLES OF TEXTILE FABRICS, NOT KNITTED OR CROCHETED	-	19,587	-
GRP 845 ARTICLES OF APPAREL, OF TEXTILE FABRICS, WHETHER OR NOT KNITTED OR CROCHETED, N.E.S.	-	7,295	-
GRP 851 FOOTWEAR	-	9,030	-
GRP 874 MEASURING, CHECKING, ANALYSING AND CONTROLLING INSTRUMENTS AND APPARATUS N.E.S.	3,265,128	131,563	3,265,128
GRP 885 WATCHES AND CLOCKS	-	3,622	-
GRP 893 ARTICLES, N.E.S. OF PLASTICS	6,245	20,363	6,245
GRP 931 SPECIAL TRANSACTIONS AND COMMODITIES	365,372	223,329	365,245
DIV 04 CEREALS AND CEREAL PREPARATIONS	1,425,300	500,602	-
DIV 05 VEGETABLES AND FRUITS	-	1,915,436	-
DIV 11 BEVERAGES	-	7,241	-
DIV 33 PETROLEUM, PETROLEUM PRODUCTS AND RELATED MATERIALS	-	801,830	-
DIV 51 ORGANIC CHEMICALS	76,444	-	76,444
DIV 52 INORGANIC CHEMICALS	-	1,151,236	-
DIV 54 MEDICINAL AND PHARMACEUTICAL PRODUCTS	5,423	-	5,423
DIV 55 ESSENTIAL OILS AND RESINOIDS AND PERFUME MATERIALS; TOILET, POLISHING AND CLEANSING PREPARATIONS	-	369,720	-
DIV 57 PLASTICS IN PRIMARY FORMS	108,641	17,118,496	108,641
DIV 59 CHEMICAL MATERIALS AND PRODUCTS, N.E.S.	33,969	2,032,376	33,969
DIV 62 RUBBER MANUFACTURES, N.E.S.	26,248	250,063	26,248
DIV 63 CORK AND WOOD MANUFACTURES (EXCLUDING FURNITURE)	1,841,348	-	-
DIV 65 TEXTILE YARN, FABRICS, MADE-UP ARTICLES, N.E.S. AND RELATED PRODUCTS	-	14,069	-
DIV 66 NON-METALLIC MINERAL MANUFACTURES N.E.S.	2,000	-	2,000
DIV 67 IRON AND STEEL	62,866	270,147	62,866
DIV 69 MANUFACTURES OF METAL, N.E.S.	300,816	1,371,936	300,816

TABLE 8 (MODIFIED)

SABAH (FINAL)

FOREIGN TRADE : COUNTRY WITH GROUP / DIVISION & SECTION TOTALS

GROUP / DIV / SECT	EXPORT & RE EXPORTS RM FOB JAN - DEC 2021	IMPORTS RM CIF JAN - DEC 2021	RE EXPORTS RM FOB JAN - DEC 2021	
DIV 71	POWER GENERATING MACHINERY AND EQUIPMENT	32,350	394,908	32,350
DIV 72	MACHINERY SPECIALIZED FOR PARTICULAR INDUSTRIES	2,206,269	11,780,034	2,206,269
DIV 73	METALWORKING MACHINERY	-	33,572	-
DIV 74	GENERAL INDUSTRIAL MACHINERY AND EQUIPMENT, N.E.S. AND MACHINE PARTS, N.E.S.	369,758	1,330,144	369,758
DIV 75	OFFICE MACHINES AND AUTOMATIC DATA PROCESSING EQUIPMENT	33,168	76,046	33,168
DIV 76	TELECOMMUNICATIONS AND SOUND RECORDING AND REPRODUCING APPARATUS AND EQUIPMENT	-	4,654	-
DIV 77	ELECTRICAL MACHINERY, APPARATUS AND APPLIANCES, N.E.S. AND ELECTRICAL PARTS THEREOF	192,342	288,795	192,342
DIV 78	ROAD VEHICLES (INCLUDING AIR - CUSHION VEHICLES)	-	2,090	-
DIV 81	PREFABRICATED BUILDINGS, SANITARY, PLUMBING, HEATING AND LIGHTING FIXTURES AND FITTINGS, N.E.S.	-	65,637	-
DIV 84	ARTICLES OF APPAREL AND CLOTHING ACCESSORIES	-	26,882	-
DIV 85	FOOTWEAR	-	9,030	-
DIV 87	PROFESSIONAL, SCIENTIFIC AND CONTROLLING INSTRUMENTS AND APPARATUS, N.E.S.	3,265,128	131,563	3,265,128
DIV 88	PHOTOGRAPHIC APPARATUS, EQUIPMENT AND SUPPLIED AND OPTICAL GOODS, N.E.S., WATCHES AND CLOCKS	-	3,622	-
DIV 89	MISCELLANEOUS MANUFACTURED ARTICLES, N.E.S.	6,245	20,363	6,245
DIV 93	SPECIAL TRANSACTIONS AND COMMODITIES	365,372	223,329	365,245
SECT 0	FOOD AND LIVE ANIMALS	1,425,300	2,416,038	-
SECT 1	BEVERAGES AND TOBACCO	-	7,241	-
SECT 3	MINERAL FUELS, LUBRICANTS, ETC.	-	801,830	-
SECT 5	CHEMICALS	224,477	20,671,828	224,477
SECT 6	MANUFACTURED GOODS	2,233,278	1,906,215	391,930
SECT 7	MACHINERY & TRANSPORT EQUIPMENT	2,833,887	13,910,243	2,833,887
SECT 8	MISCELLANEOUS MANUFACTURED ARTICLES	3,271,373	257,097	3,271,373
SECT 9	MISCELLANEOUS TRANSACTIONS AND COMMODITIES	365,372	223,329	365,245
	TOTAL - UNITED ARAB EMIRATES	10,353,687	40,193,821	7,086,912
... UNITED KINGDOM				
GRP 001	LIVE ANIMALS	2,000	-	-
GRP 012	OTHER MEAT AND EDIBLE OFFAL, FRESH, CHILLED OR FROZEN	-	101,686	-
GRP 017	MEAT AND EDIBLE MEAT OFFAL, PREPARED OR PRESERVED, N.E.S.	-	5,618	-
GRP 022	MILK AND CREAM AND MILK PRODUCTS OTHER THAN BUTTER OR CHEESE	-	155,461	-
GRP 024	CHEESE AND CURD	-	51,482	-
GRP 034	FISH, FRESH(LIVE OR DEAD), CHILLED OR FROZEN	1,750	-	-
GRP 036	CRUSTACEANS AND MOLLUSCS, FRESH, CHILLED, FROZEN, SALTED OR IN BRINE OR DRIED	-	280	-
GRP 037	FISH, CRUSTACEANS AND MOLLUSCS PREPARED OR PRESERVED, N.E.S.	-	31,400	-
GRP 048	CEREAL PREPARATIONS AND PREPARATION OF FLOUR OR STARCH OF FRUITS OR VEGETABLES	-	563,109	-

TABLE 8 (MODIFIED)

SABAH (FINAL)

FOREIGN TRADE : COUNTRY WITH GROUP / DIVISION & SECTION TOTALS

GROUP / DIV / SECT	EXPORT & RE EXPORTS RM FOB JAN - DEC 2021	IMPORTS RM CIF JAN - DEC 2021	RE EXPORTS RM FOB JAN - DEC 2021
GRP 054 VEGETABLES, FRESH, CHILLED, FROZEN OR SIMPLY PRESERVED	-	2,480,941	-
GRP 056 VEGETABLES, ROOT AND TUBERS, PREPARED OR PRESERVED, N.E.S.	-	72,736	-
GRP 057 FRUITS AND NUTS (NOT INCLUDING OIL NUTS), FRESH OR DRIED	-	11,769	-
GRP 058 FRUITS, PRESERVED, AND FRUIT PREPARATIONS (EXCLUDING FRUIT JUICES)	-	214,225	-
GRP 061 SUGARS, MOLASSES AND HONEY	-	5,428	-
GRP 062 SUGAR CONFECTIONERY	-	436,029	-
GRP 071 COFFEE AND COFFEE SUBSTITUTES	-	36,459	-
GRP 073 CHOCOLATE AND OTHER FOOD PREPARATIONS CONTAINING COCOA, N.E.S	-	304,089	-
GRP 074 TEA AND MATE	-	62,530	-
GRP 098 EDIBLE PRODUCTS AND PREPARATIONS, N.E.S.	-	602,540	-
GRP 111 NON-ALCOHOLIC BEVERAGES, N.E.S.	-	9,911	-
GRP 112 ALCOHOLIC BEVERAGES	-	23,573,799	-
GRP 248 WOOD, SIMPLY WORKED, AND RAILWAY SLEEPERS OF WOOD	1,220,475	-	-
GRP 269 WORN CLOTHING AND OTHER WORN TEXTILE ARTICLES ;RAGS	-	4,996	-
GRP 278 OTHER CRUDE MINERALS	-	8,301	-
GRP 285 ALUMINIUM ORES AND CONCENTRATES	-	7,372	-
GRP 292 CRUDE VEGETABLE MATERIALS, N.E.S.	7,389,644	-	-
GRP 322 BRIGUETTES, LIGNITE AND PEAT	-	24,480	-
GRP 334 PETROLEUM PRODUCTS, REFINED	-	279,584	-
GRP 523 METALLIC SALTS AND PEROXYSALTS, OF INORGANIC ACIDS	-	2,074,007	-
GRP 525 RADIO-ACTIVE AND ASSOCIATED MATERIALS	-	37,088	-
GRP 533 PIGMENTS, PAINTS, VARNISHES AND RELATED MATERIALS	-	225,758	-
GRP 541 MEDICINAL AND PHARMACEUTICAL PRODUCTS, OTHER THAN MEDICAMENTS OF GROUP 542	-	938,643	-
GRP 542 MEDICAMENTS (INCLUDING VETERINARY MEDICAMENTS)	-	916,516	-
GRP 551 ESSENTIAL OILS, PERFUME AND FLAVOUR MATERIALS	-	5,118	-
GRP 553 PERFUMERY, COSMETICS AND TOILET PREPARATIONS	-	4,196,120	-
GRP 554 SOAP, CLEANSING AND POLISHING PREPARATIONS	6	989,241	6
GRP 562 FERTILIZERS, MANUFACTURED	-	10,300	-
GRP 575 OTHER PLASTICS, IN PRIMARY FORMS	-	55,750	-
GRP 581 TUBES, PIPES AND HOSES OF PLASTICS	-	405,864	-
GRP 582 PLATES, SHEETS, FILM, COIL AND STRIP OF PLASTICS	-	488,733	-
GRP 591 DISINFECTANTS, INSECTICIDES, FUNGICIDES, WEED KILLERS, ANTI-SPROUTING PRODUCTS, ETC.	-	41,957	-
GRP 592 STARCHES, INULIN AND WHEAT GLUTEN; ALBUMINOIDAL SUBSTANCES; GLUES	-	63,764	-
GRP 597 PREPARED ADDITIVES FOR MINERAL OILS; LUBRICATING PREPARATIONS	-	1,796,820	-

TABLE 8 (MODIFIED)

SABAH (FINAL)

FOREIGN TRADE : COUNTRY WITH GROUP / DIVISION & SECTION TOTALS

GROUP / DIV / SECT	EXPORT & RE EXPORTS	IMPORTS	RE EXPORTS
	RM FOB JAN - DEC 2021	RM CIF JAN - DEC 2021	RM FOB JAN - DEC 2021
GRP 598 MISCELLANEOUS CHEMICAL PRODUCTS, N.E.S.	-	3,747,098	-
GRP 621 MATERIALS OF RUBBER	-	512,813	-
GRP 625 RUBBER TYRES, INTERCHANGEABLE TRYE TREADS, INNER TUBES AND TYRE FLABS	-	10,208	-
GRP 629 ARTICLES OF RUBBER, N.E.S	10,137	1,104,264	10,137
GRP 634 VENEERS, PLYWOOD, PARTICLE BOARD, AND OTHER WOOD, WORKED, N.E.S.	2,424,822	-	-
GRP 635 WOOD MANUFACTURES, N.E.S.	416,833	-	-
GRP 641 PAPER AND PAPERBOARD	-	53,146	-
GRP 642 PAPER AND PAPERBOARD, CUT TO SIZE OR SHAPE, AND ARTICLES OF PAPER OR PAPERBOARD	-	32,858	-
GRP 656 TULLES, LACE, EMBROIDERY, RIBBONS, TRIMMINGS AND OTHER SMALL WARES	-	3,849	-
GRP 657 SPECIAL YARNS, TEXTILE FABRICS AND RELATED PRODUCTS	3,406	208,040	-
GRP 658 MADE-UP ARTICLES, WHOLLY OR CHIEFLY OF TEXTILE MATERIALS, N.E.S.	122,640	50,097	122,640
GRP 659 FLOOR COVERINGS, ETC.	-	2,561	-
GRP 661 LIME, CEMENT, AND FABRICATED CONSTRUCTION MATERIALS (EXCEPT GLASS AND CLAY MATERIALS)	-	127,183	-
GRP 663 MINERAL MANUFACTURES, N.E.S.	-	2,015	-
GRP 664 GLASS	-	6,453	-
GRP 665 GLASSWARE	-	13,235	-
GRP 666 POTTERY	-	2,610	-
GRP 667 PEARLS, PRECIOUS AND SEMI-PRECIOUS STONES, UNWORKED OR WORKED	-	5,518	-
GRP 675 FLAT-ROLLED PRODUCTS OF ALLOY STEEL	-	36,141	-
GRP 676 IRON AND STEEL BARS, RODS, ANGLES, SHAPES AND SECTIONS (INCLUDING SHEET PILING)	-	204,830	-
GRP 678 WIRE OF IRON OR STEEL	-	476,622	-
GRP 679 TUBES, PIPES AND HOLLOW PROFILES, AND TUBES OR PIPE FITTINGS, OF IRON OR STEEL	182,216	3,242,235	182,216
GRP 683 NICKEL (INCLUDING ALLOYS)	-	145,912	-
GRP 691 STRUCTURES AND PARTS OF STRUCTURES, N.E.S., OF IRON, STEEL OR ALUMINIUM	-	146,279	-
GRP 692 METAL CONTAINERS FOR STORAGE OR TRANSPORT	-	50,720	-
GRP 693 WIRE PRODUCTS (EXCLUDING INSULATED ELECTRICAL WIRING) AND FENCING GRILLS	-	625,590	-
GRP 694 NAILS, SCREWS, NUTS, BOLTS, RIVETS AND THE LIKE, OF IRON, STEEL, COPPER OR ALUMINIUM	5,308	171,008	5,308
GRP 695 TOOLS FOR USE IN THE HAND OR IN MACHINES	363,375	1,216,508	363,375
GRP 699 MANUFACTURES OF BASE METAL, N.E.S.	45,224	1,618,695	45,224
GRP 712 STEAM TURBINES AND OTHER VAPOUR TURBINES, AND PARTS THEREOF, N.E.S.	-	46,276	-
GRP 713 INTERNAL COMBUSTION PISTON ENGINES, AND PARTS THEREOF, N.E.S.	-	930,448	-
GRP 714 ENGINES AND MOTORS, NON-ELECTRIC, AND PARTS, N.E.S.	11,000	460,412	11,000
GRP 716 ROTATING ELECTRIC PLANT AND PARTS THEREOF, N.E.S.	-	6,687,483	-
GRP 718 OTHER POWER GENERATING MACHINERY AND PARTS THEREOF, N.E.S.	-	207,462	-

TABLE 8 (MODIFIED)

SABAH (FINAL)

FOREIGN TRADE : COUNTRY WITH GROUP / DIVISION & SECTION TOTALS

GROUP / DIV / SECT	EXPORT & RE EXPORTS	IMPORTS	RE EXPORTS
	RM FOB JAN - DEC 2021	RM CIF JAN - DEC 2021	RM FOB JAN - DEC 2021
GRP 721 AGRICULTURAL MACHINERY (EXCLUDING TRACTORS) AND PARTS THEREOF	-	19,016	-
GRP 723 CIVIL ENGINEERING AND CONTRACTORS' PLANT AND EQUIPMENT	1,040,435	18,866,800	1,040,435
GRP 724 TEXTILE AND LEATHER MACHINERY, AND PARTS THEREOF, N.E.S.	-	28,709	-
GRP 727 FOOD-PROCESSING MACHINES (EXCLUDING DOMESTIC)	-	2,227	-
GRP 728 OTHER MACHINERY AND EQUIPMENT SPECIALIZED FOR PARTICULAR INDUSTRIES, AND PARTS THEREOF, N.E.S.	1,255,087	12,461,617	1,255,087
GRP 731 MACHINE-TOOLS WORKING BY REMOVING METAL OR OTHER MATERIAL	-	77,492	-
GRP 733 MACHINE-TOOLS FOR WORKING METAL, SINTERED METAL CARBIDES OF CERMETS, WITHOUT REMOVING MATERIAL	-	22,543	-
GRP 735 PARTS, N.E.S AND ACCESSORIES FOR USE WITH MACHINES FALLING WITHIN GRP 731 AND 733	-	632,638	-
GRP 737 METALWORKING MACHINERY (OTHER THAN MACHINE-TOOLS), AND PARTS THEROF, N.E.S.	-	50,578	-
GRP 741 HEATING AND COOLING EQUIPMENT AND PARTS THEREOF, N.E.S.	-	448,650	-
GRP 742 PUMPS FOR LIQUIDS, LIQUID ELEVATORS AND PARTS	-	3,390,128	-
GRP 743 PUMPS (OTHER THAN PUMPS FOR LIQUIDS) AND COMPRESSORS AND FANS; CENTRIFUGES; FILTERING OR PURIFYING APPARATUS	9,483	6,433,161	9,483
GRP 744 MECHANICAL HANDLING EQUIPMENT, AND PARTS THEREOF, N.E.S.	219,249	2,872,356	219,249
GRP 745 OTHER NON-ELECTRICAL MACHINERY, TOOLS AND MECHANICAL APPARATUS, AND PARTS THEREOF, N.E.S.	-	295,470	-
GRP 746 BALL OR ROLLER BEARINGS	8,016	1,200,828	8,016
GRP 747 TAPS, COCKS, VALVES AND SIMILAR APPLIANCE	2,761,294	12,122,784	2,761,294
GRP 748 TRANSMISSION SHAFTS AND CRANKS; BEARING HOUSINGS AND PARTS THEREOF	55,647	1,284,078	55,647
GRP 749 NON-ELECTRIC PARTS AND ACCESSORIES OF MACHINERY, N.E.S.	49,007	3,089,848	49,007
GRP 751 OFFICE MACHINES	-	6,901	-
GRP 752 AUTOMATIC DATA PROCESSING MACHINES AND UNITS THEREOF	33,615	1,064,551	33,615
GRP 761 TELEVISION RECEIVERS WITH RADIO-BROADCAST RECEIVERS, SOUND RECORDERS OR REPRODUCERS	-	62,885	-
GRP 764 TELECOMMUNICATIONS EQUIPMENTS, N.E.S.; THEIR PARTS, AND ACCESSORIES USED IN DIVISION 76	47,459	929,614	47,459
GRP 771 ELECTRIC POWER MACHINERY (OTHER THAN ROTATING ELECTRIC PLANT), AND PARTS THEREOF	5,908	1,481,456	5,908
GRP 772 ELECTRICAL APPARATUS, RESISTOR, SWITHBOARD AND CONTROL PANELS N.E.S., AND PARTS N.E.S.	27,604	4,361,316	27,604
GRP 773 EQUIPMENT FOR DISTRIBUTING ELECTRICITY, N.E.S.	-	776,032	-
GRP 774 ELECTRO-DIAGNOSTIC APPARATUS FOR MEDICAL, SURGICAL, DENTAL OR VETERINARY SCIENCES AND RADIOLOGICAL APPARATUS	-	321,367	-
GRP 775 HOUSEHOLD TYPE, ELECTRICAL AND NON- ELECTRICAL EQUIPMENT, N.E.S.	-	26,670	-
GRP 776 THERMIONIC VALVES AND TUBES; PHOTOCELLS; ETC., AND PARTS THEREOF, N.E.S.	-	299,833	-
GRP 778 ELECTRICAL MACHINERY AND APPARATUS, N.E.S.	105,999	2,047,998	105,999
GRP 781 MOTOR CARS AND OTHER MOTOR VEHICLES FOR THE TRANSPORT OF PERSONS	-	7,492,543	-
GRP 784 PARTS AND ACCESSORIES, OF THE MOTOR VEHICLES FALLING WITHIN GROUP 722, 781, 782 OR 783	3,888	452,397	3,888
GRP 785 MOTORCYCLES, AND CYCLES, MOTORIZED AND NON-MOTORIZED; INVALID CARRIAGES	-	599,182	-
GRP 786 TRAILERS AND SEMI-TRAILERS; OTHER VEHICLES, NOT MECHANICALLY PROPELLED; SPECIALLY DESIGNED AND EQUIPPED TRANSPORT CONTAINERS	-	123,454	-

TABLE 8 (MODIFIED)

SABAH (FINAL)

FOREIGN TRADE : COUNTRY WITH GROUP / DIVISION & SECTION TOTALS

GROUP / DIV / SECT	EXPORT & RE EXPORTS	IMPORTS	RE EXPORTS
	RM FOB JAN - DEC 2021	RM CIF JAN - DEC 2021	RM FOB JAN - DEC 2021
GRP 792 AIRCRAFT AND ASSOCIATED EQUIPMENT, SPACECRAFTS AND SPACECRAFT LAUNCH VEHICLES AND PARTS	-	347,806	-
GRP 793 SHIPS, BOATS (INCLUDING HOVERCRAFT) AND FLOATING STRUCTURES	-	1,230,576	-
GRP 813 LIGHTING FIXTURES AND FITTINGS, N.E.S.	-	275,657	-
GRP 821 FURNITURE AND PARTS THEREOF	2,634,919	8,809	490,148
GRP 831 TRAVEL GOODS, HANDBAGS AND SIMILAR CONTAINERS	2,673	38,548	2,673
GRP 841 MEN'S OR BOYS' COATS, CAPES, JACKETS, SUITS, BLAZERS, TROUSERS, UNDERWEAR, ETC., OF TEXTILE FABRICS, NOT KNITTED OR CROCHETED	6,178	9,529	6,178
GRP 842 WOMEN'S AND GIRLS' COATS, CAPES, JACKETS, SUITS, BLAZERS, TROUSERS, SHORTS AND SIMILAR ARTICLES OF TEXTILE FABRICS, NOT KNITTED OR CROCHETED	5,321	15,739	5,321
GRP 843 MEN'S OR BOYS' COATS, CAPES, JACKETS, SUITS, BLAZERS, TROUSERS, SHORTS AND SIMILAR ARTICLES OF TEXTILE FABRICS, KNITTED OR CROCHETED	-	13,821	-
GRP 844 WOMEN'S AND GIRLS' COATS, CAPES, JACKETS, SUITS, BLAZERS, TROUSERS, SHORTS AND SIMILAR ARTICLES OF TEXTILE FABRICS, KNITTED OR CROCHETED	-	9,846	-
GRP 845 ARTICLES OF APPAREL, OF TEXTILE FABRICS, WHETHER OR NOT KNITTED OR CROCHETED, N.E.S.	3,400	44,171	3,400
GRP 846 CLOTHING ACCESSORIES, OF TEXTILE FABRICS, WHETHER OR NOT KNITTED OR CROCHETED	-	17,550	-
GRP 848 ARTICLES OF APPAREL AND CLOTHING ACCESSORIES OF OTHER THAN TEXTILE FABRICS, HEADGEAR OF ALL MATERIALS	-	104,782	-
GRP 851 FOOTWEAR	9,601	64,299	4,751
GRP 872 MEDICAL INSTRUMENTS AND APPLIANCES, N.E.S.	2,576	379,930	2,576
GRP 873 METERS AND COUNTERS, N.E.S.	-	94,944	-
GRP 874 MEASURING, CHECKING, ANALYSING AND CONTROLLING INSTRUMENTS AND APPARATUS N.E.S.	4,387,541	20,236,909	4,387,541
GRP 881 PHOTOGRAPHIC APPARATUS AND EQUIPMENT, N.E.S.	-	59,262	-
GRP 884 OPTICAL GOODS, N.E.S.	4,042	55,916	4,042
GRP 885 WATCHES AND CLOCKS	-	19,109	-
GRP 892 PRINTED MATTER	9,074	15,121,347	2,327
GRP 893 ARTICLES, N.E.S OF PLASTICS	6,552	465,850	6,552
GRP 894 BABY CARRIAGES, TOYS, GAMES AND SPORTING GOODS	-	41,557	-
GRP 896 WORKS OF ART, COLLECTORS' PIECES AND ANTIQUES	-	333,722	-
GRP 897 JEWELLERY, GOLDSMITHS' AND SILVERSMITHS' WARES AND OTHER ARTICLES OF PRECIOUS OR SEMI-PRECIOUS MATERIALS, N.E.S.	-	12,564	-
GRP 898 MUSICAL INSTRUMENTS AND PARTS AND ACCESSORIES THEREOF	2,342	39,780	2,342
GRP 899 MISCELLANEOUS MANUFACTURED ARTICLES, N.E.S.	-	5,530	-
GRP 931 SPECIAL TRANSACTIONS AND COMMODITIES	287,529	2,053,333	284,719
GRP 961 COIN, EXCEPT GOLD COIN, UNISSUED	-	2,812	-
DIV 00 LIVE ANIMALS	2,000	-	-
DIV 01 MEAT AND MEAT PREPARATIONS	-	107,304	-
DIV 02 DAIRY PRODUCT AND BIRDS EGGS	-	206,943	-

TABLE 8 (MODIFIED)

SABAH (FINAL)

FOREIGN TRADE : COUNTRY WITH GROUP / DIVISION & SECTION TOTALS

GROUP / DIV / SECT		EXPORT & RE EXPORTS RM FOB JAN - DEC 2021	IMPORTS RM CIF JAN - DEC 2021	RE EXPORTS RM FOB JAN - DEC 2021
DIV 03	FISH, CRUSTACEANS AND MOLLUSCS, AND PREPARATIONS THEREOF	1,750	31,680	-
DIV 04	CEREALS AND CEREAL PREPARATIONS	-	563,109	-
DIV 05	VEGETABLES AND FRUITS	-	2,779,671	-
DIV 06	SUGARS, SUGAR PREPARATIONS AND HONEY	-	441,457	-
DIV 07	COFFEE, TEA, COCOA, SPICES, AND MANUFACTURES THEREOF	-	403,078	-
DIV 09	MISCELLANEOUS EDIBLE PRODUCTS AND PREPARATIONS	-	602,540	-
DIV 11	BEVERAGES	-	23,583,710	-
DIV 24	CORK AND WOOD	1,220,475	-	-
DIV 26	TEXTILE FIBRES(OTHER THAN WOOL TOPS) AND THEIR WASTES (NOT MANUFACTURED INTO YARN OR FABRICS)	-	4,996	-
DIV 27	CRUDE FERTILIZERS AND CRUDE MINERALS (EXCLUDING COAL, PETROLEUM AND PRECIOUS STONES)	-	8,301	-
DIV 28	METALLIFEROUS ORES AND METAL SCRAP	-	7,372	-
DIV 29	CRUDE ANIMAL AND VEGETABLE MATERIALS, N.E.S.	7,389,644	-	-
DIV 32	COAL, COKE AND BRIQUETTES	-	24,480	-
DIV 33	PETROLEUM, PETROLEUM PRODUCTS AND RELATED MATERIALS	-	279,584	-
DIV 52	INORGANIC CHEMICALS	-	2,111,095	-
DIV 53	DYEING, TANNING AND COLOURING MATERIALS	-	225,758	-
DIV 54	MEDICINAL AND PHARMACEUTICAL PRODUCTS	-	1,855,159	-
DIV 55	ESSENTIAL OILS AND RESINOIDS AND PERFUME MATERIALS; TOILET, POLISHING AND CLEANSING PREPARATIONS	6	5,190,479	6
DIV 56	FERTILIZERS, MANUFACTURED	-	10,300	-
DIV 57	PLASTICS IN PRIMARY FORMS	-	55,750	-
DIV 58	PLASTICS IN NON-PRIMARY FORMS	-	894,597	-
DIV 59	CHEMICAL MATERIALS AND PRODUCTS, N.E.S.	-	5,649,639	-
DIV 62	RUBBER MANUFACTURES, N.E.S.	10,137	1,627,285	10,137
DIV 63	CORK AND WOOD MANUFACTURES (EXCLUDING FURNITURE)	2,841,655	-	-
DIV 64	PAPER, PAPERBOARD, AND ARTICLES OF PAPER PULP, OF PAPER OR PAPERBOARD	-	86,004	-
DIV 65	TEXTILE YARN, FABRICS, MADE-UP ARICLES, N.E.S. AND RELATED PRODUCTS	126,046	264,547	122,640
DIV 66	NON-METALLIC MINERAL MANUFACTURES N.E.S.	-	157,014	-
DIV 67	IRON AND STEEL	182,216	3,959,828	182,216
DIV 68	NON-FERROUS METALS	-	145,912	-
DIV 69	MANUFACTURES OF METAL, N.E.S.	413,907	3,828,800	413,907
DIV 71	POWER GENERATING MACHINERY AND EQUIPMENT	11,000	8,332,081	11,000
DIV 72	MACHINERY SPECIALIZED FOR PARTICULAR INDUSTRIES	2,295,522	31,378,369	2,295,522
DIV 73	METALWORKING MACHINERY	-	783,251	-
DIV 74	GENERAL INDUSTRIAL MACHINERY AND EQUIPMENT, N.E.S. AND MACHINE PARTS, N.E.S.	3,102,696	31,137,303	3,102,696

TABLE 8 (MODIFIED)

SABAH (FINAL)

FOREIGN TRADE : COUNTRY WITH GROUP / DIVISION & SECTION TOTALS

GROUP / DIV / SECT	EXPORT & RE EXPORTS		IMPORTS	RE EXPORTS
	RM FOB	RM CIF	RM CIF	RM FOB
	JAN - DEC 2021	JAN - DEC 2021	JAN - DEC 2021	JAN - DEC 2021
DIV 75	OFFICE MACHINES AND AUTOMATIC DATA PROCESSING EQUIPMENT	33,615	1,071,452	33,615
DIV 76	TELECOMMUNICATIONS AND SOUND RECORDING AND REPRODUCING APPARATUS AND EQUIPMENT	47,459	992,499	47,459
DIV 77	ELECTRICAL MACHINERY, APPARATUS AND APPLIANCES, N.E.S. AND ELECTRICAL PARTS THEREOF	139,511	9,314,672	139,511
DIV 78	ROAD VEHICLES (INCLUDING AIR - CUSHION VEHICLES)	3,888	8,667,576	3,888
DIV 79	OTHERS TRANSPORT EQUIPMENT	-	1,578,382	-
DIV 81	PREFABRICATED BUILDINGS, SANITARY, PLUMBING, HEATING AND LIGHTING FIXTURES AND FITTINGS, N.E.S.	-	275,657	-
DIV 82	FURNITURE AND PARTS THEREOF	2,634,919	8,809	490,148
DIV 83	TRAVEL GOODS, HANDBAGS AND SIMILAR CONTAINERS	2,673	38,548	2,673
DIV 84	ARTICLES OF APPAREL AND CLOTHING ACCESSORIES	14,899	215,438	14,899
DIV 85	FOOTWEAR	9,601	64,299	4,751
DIV 87	PROFESSIONAL, SCIENTIFIC AND CONTROLLING INSTRUMENTS AND APPARATUS, N.E.S.	4,390,117	20,711,783	4,390,117
DIV 88	PHOTOGRAPHIC APPARATUS, EQUIPMENT AND SUPPLIED AND OPTICAL GOODS, N.E.S., WATCHES AND CLOCKS	4,042	134,287	4,042
DIV 89	MISCELLANEOUS MANUFACTURED ARTICLES, N.E.S.	17,968	16,020,350	11,221
DIV 93	SPECIAL TRANSACTIONS AND COMMODITIES	287,529	2,053,333	284,719
DIV 96	COIN, EXCEPT GOLD COIN, UNISSUED	-	2,812	-
SECT 0	FOOD AND LIVE ANIMALS	3,750	5,135,782	-
SECT 1	BEVERAGES AND TOBACCO	-	23,583,710	-
SECT 2	CRUDE MATERIALS, INEDIABLE	8,610,119	20,669	-
SECT 3	MINERAL FUELS, LUBRICANTS, ETC.	-	304,064	-
SECT 5	CHEMICALS	6	15,992,777	6
SECT 6	MANUFACTURED GOODS	3,573,961	10,069,390	728,900
SECT 7	MACHINERY & TRANSPORT EQUIPMENT	5,633,691	93,255,585	5,633,691
SECT 8	MISCELLANEOUS MANUFACTURED ARTICLES	7,074,219	37,469,171	4,917,851
SECT 9	MISCELLANEOUS TRANSACTIONS AND COMMODITIES	287,529	2,056,145	284,719
	TOTAL - UNITED KINGDOM	25,183,275	187,887,293	11,565,167
--- UNITED STATES OF AMERICA				
GRP 012	OTHER MEAT AND EDIBLE OFFAL, FRESH, CHILLED OR FROZEN	-	5,851	-
GRP 016	MEAT AND EDIBLE MEAT OFFAL, SALTED, IN BRINE, DRIED OR SMOKED; EDIBLE FLOURS AND MEALS OF MEAT OR	-	104,427	-
GRP 017	MEAT AND EDIBLE MEAT OFFAL, PREPARED OR PRESERVED, N.E.S.	-	153,025	-
GRP 022	MILK AND CREAM AND MILK PRODUCTS OTHER THAN BUTTER OR CHEESE	-	782,265	-
GRP 024	CHEESE AND CURD	-	3,860,379	-
GRP 025	BIRDS EGG AND EGG YOLK, FRESH, DRIED OR OTHERWISE PRESERVED, SWEETENED OR NOT; EGG ALBUMIN	-	49,720	-
GRP 034	FISH, FRESH(LIVE OR DEAD), CHILLED OR FROZEN	11,207,566	166,758	-
GRP 036	CRUSTACEANS AND MOLLUSCS, FRESH, CHILLED, FROZEN, SALTED OR IN BRINE OR DRIED	5,068,341	10,025	-

TABLE 8 (MODIFIED)

SABAH (FINAL)

FOREIGN TRADE : COUNTRY WITH GROUP / DIVISION & SECTION TOTALS

GROUP / DIV / SECT	EXPORT & RE EXPORTS		IMPORTS	RE EXPORTS
	RM FOB	RM CIF	RM CIF	RM FOB
	JAN - DEC 2021	JAN - DEC 2021	JAN - DEC 2021	JAN - DEC 2021
GRP 037 FISH, CRUSTACEANS AND MOLLUSCS PREPARED OR PRESERVED, N.E.S.	-	6,682	-	-
GRP 041 WHEAT (INCLUDING SPELT) AND MESLIN, UNMILLED	-	11,466,389	-	-
GRP 042 RICE	-	48,775	-	-
GRP 044 MAIZE (NOT INCLUDING SWEET CORN), UNMILLED	-	55,802	-	-
GRP 045 CEREALS, UNMILLED (OTHER THAN WHEAT RICE, BARLEY AND MAIZE)	-	8,670	-	-
GRP 046 MEAL AND FLOUR OF WHEAT AND FLOUR OF MESLIN	-	449,285	-	-
GRP 047 OTHER CEREAL MEALS AND FLOURS	-	5,868,518	-	-
GRP 048 CEREAL PREPARATIONS AND PREPARATION OF FLOUR OR STARCH OF FRUITS OR VEGETABLES	-	1,189,445	-	-
GRP 054 VEGETABLES, FRESH, CHILLED, FROZEN OR SIMPLY PRESERVED	-	34,690,939	-	-
GRP 056 VEGETABLES, ROOT AND TUBERS, PREPARED OR PRESERVED, N.E.S.	-	928,014	-	-
GRP 057 FRUITS AND NUTS (NOT INCLUDING OIL NUTS), FRESH OR DRIED	-	8,451,916	-	-
GRP 058 FRUITS, PRESERVED, AND FRUIT PREPARATIONS (EXCLUDING FRUIT JUICES)	-	623,571	-	-
GRP 059 FRUIT JUICES (INCLUDING GRAPE MUST) & VEGETABLE JUICES, UNFERMENTED & NOT CONTAINING ADDED SPIRIT, WHETHER / NOT CONTAINING ADDED SUGAR OR OTHER SWEETENING MATTER	-	223,207	-	-
GRP 061 SUGARS, MOLASSES AND HONEY	-	50,829	-	-
GRP 062 SUGAR CONFECTIONERY	-	75,892	-	-
GRP 071 COFFEE AND COFFEE SUBSTITUTES	-	63,855	-	-
GRP 072 COCOA	-	10,006	-	-
GRP 073 CHOCOLATE AND OTHER FOOD PREPARATIONS CONTAINING COCOA, N.E.S	-	518,378	-	-
GRP 074 TEA AND MATE	-	69,768	-	-
GRP 075 SPICES	-	388,626	-	-
GRP 081 FEEDING STUFF FOR ANIMALS (NOT INCLUDING UNMILLED CEREALS)	-	9,931,856	-	-
GRP 098 EDIBLE PRODUCTS AND PREPARATIONS, N.E.S.	32,458	6,535,479	12,458	
GRP 111 NON-ALCOHOLIC BEVERAGES, N.E.S.	-	29,845	-	-
GRP 112 ALCOHOLIC BEVERAGES	-	995,023	-	-
GRP 122 TOBACCO, MANUFACTURED (WHETHER OR NOT CONTAINING TOBACCO SUBSTITUTES)	-	45,687	-	-
GRP 222 OIL SEEDS AND OLEAGINOUS FRUITS, FOR EXTRACTION OF 'SOFT' FIXED VEGETABLE OILS	-	5,386,094	-	-
GRP 232 SYNTHETIC RUBBER; RECLAIMED RUBBER, WASTE, PARINGS AND SCRAP OF UNHARDENED RUBBER	-	113,027	-	-
GRP 246 WOOD IN CHIPS OR PARTICLES AND WOOD WASTE	-	2,143	-	-
GRP 248 WOOD, SIMPLY WORKED, AND RAILWAY SLEEPERS OF WOOD	1,502,806	331,274	-	-
GRP 269 WORN CLOTHING AND OTHER WORN TEXTILE ARTICLES ;RAGS	-	6,418	-	-
GRP 273 STONE, SAND AND GRAVEL	-	37,595	-	-
GRP 278 OTHER CRUDE MINERALS	-	1,893,012	-	-
GRP 282 FERROUS WASTE AND SCRAP; REMELTING INGOTS OF IRON OR STEEL	-	7,765	-	-

TABLE 8 (MODIFIED)

SABAH (FINAL)

FOREIGN TRADE : COUNTRY WITH GROUP / DIVISION & SECTION TOTALS

GROUP / DIV / SECT	EXPORT & RE EXPORTS	IMPORTS	RE EXPORTS
	RM FOB JAN - DEC 2021	RM CIF JAN - DEC 2021	RM FOB JAN - DEC 2021
GRP 288 NON-FERROUS BASE METAL WASTE AND SCRAP, N.E.S.	-	7,718	-
GRP 291 CRUDE ANIMAL MATERIALS, N.E.S.	-	78,184	-
GRP 292 CRUDE VEGETABLE MATERIALS, N.E.S.	-	55,100	-
GRP 334 PETROLEUM PRODUCTS, REFINED	-	4,111,820	-
GRP 335 RESIDUAL PETROLEUM PRODUCTS, N.E.S. AND RELATED MATERIALS	-	451,923	-
GRP 421 FIXED VEGETABLE OILS, 'SOFT', CRUDE, REFINED OR PURIFIED	-	18,777	-
GRP 422 OTHER FIXED VEGETABLE OILS, FLUID OR SOLID, CRUDE, REFINED OR PURIFIED	607,074,583	14,329	-
GRP 431 ANIMAL OR VEGETABLE OILS AND FATS, PROCESSED, AND WAXES OF ANIMAL OR VEGETABLE ORIGIN	200,900,889	-	-
GRP 511 HYDROCARBONS, N.E.S. AND THEIR HALOGENATED, SULPHONATED, NITRATED OR NITROSATED DERIVATIVES	-	223,901	-
GRP 512 ALCOHOLS, PHENOLS, PHENOL-ALCOHOLS, AND THEIR DERIVATIVES	5,596,015	-	-
GRP 513 CARBOXYLIC ACIDS, ANHYDRIDES, HALIDES, PEROXIDES AND PEROXYACIDS AND DERIVATIVES	-	1,164,925	-
GRP 514 NITROGEN-FUNCTION COMPOUNDS	-	239,340	-
GRP 515 ORGANO-INORGANIC AND HETEROCYCLIC COMPOUNDS	-	98,294	-
GRP 516 OTHER ORGANIC CHEMICALS	-	636,916	-
GRP 522 INORGANIC CHEMICAL ELEMENTS, OXIDES AND HALOGEN SALTS	-	1,117,855	-
GRP 523 METALLIC SALTS AND PEROXYSALTS, OF INORGANIC ACIDS	-	2,733,968	-
GRP 525 RADIO-ACTIVE AND ASSOCIATED MATERIALS	17,032	1,089,023	17,032
GRP 532 DYEING AND TANNING EXTRACTS, AND SYNTHETIC TANNING MATERIALS	-	22,575	-
GRP 533 PIGMENTS, PAINTS, VARNISHES AND RELATED MATERIALS	-	772,978	-
GRP 541 MEDICINAL AND PHARMACEUTICAL PRODUCTS, OTHER THAN MEDICAMENTS OF GROUP 542	12,711	289,334	12,711
GRP 542 MEDICAMENTS (INCLUDING VETERINARY MEDICAMENTS)	-	154,100	-
GRP 551 ESSENTIAL OILS, PERFUME AND FLAVOUR MATERIALS	-	44,551,490	-
GRP 553 PERFUMERY, COSMETICS AND TOILET PREPARATIONS	20,598	4,605,827	20,598
GRP 554 SOAP, CLEANSING AND POLISHING PREPARATIONS	49	831,085	49
GRP 562 FERTILIZERS, MANUFACTURED	-	1,153,023	-
GRP 571 POLYMER OF ETHYLENE, IN PRIMARY FORMS	-	5,350,969	-
GRP 574 POLYACETALS, OTHER POLYETHERS AND EPOXIDE RESINS, IN PRIMARY FORMS	-	22,322	-
GRP 575 OTHER PLASTICS, IN PRIMARY FORMS	-	2,308,023	-
GRP 581 TUBES, PIPES AND HOSES OF PLASTICS	7,571	77,890	7,571
GRP 582 PLATES, SHEETS, FILM, COIL AND STRIP OF PLASTICS	-	127,824	-
GRP 591 DISINFECTANTS, INSECTICIDES, FUNGICIDES, WEED KILLERS, ANTI-SPROUTING PRODUCTS, ETC.	-	233,017	-
GRP 592 STARCHES, INULIN AND WHEAT GLUTEN; ALBUMINOIDAL SUBSTANCES; GLUES	-	311,209	-
GRP 593 EXPLOSIVES AND PYROTECHNIC PRODUCTS	-	2,197,633	-
GRP 597 PREPARED ADDITIVES FOR MINERAL OILS; LUBRICATING PREPARATIONS	-	4,747,279	-

TABLE 8 (MODIFIED)

SABAH (FINAL)

FOREIGN TRADE : COUNTRY WITH GROUP / DIVISION & SECTION TOTALS

GROUP / DIV / SECT	EXPORT & RE EXPORTS	IMPORTS	RE EXPORTS
	RM FOB JAN - DEC 2021	RM CIF JAN - DEC 2021	RM FOB JAN - DEC 2021
GRP 598 MISCELLANEOUS CHEMICAL PRODUCTS, N.E.S.	-	19,994,000	-
GRP 612 MANUFACTURES OF LEATHER OR OF COMPOSITION LEATHER, N.E.S. SADDLERY, HARNESS	-	3,035	-
GRP 621 MATERIALS OF RUBBER	-	2,943,876	-
GRP 625 RUBBER TYRES, INTERCHANGEABLE TRYE TREADS, INNER TUBES AND TYRE FLABS	-	7,101,240	-
GRP 629 ARTICLES OF RUBBER, N.E.S	203,628	5,363,708	203,628
GRP 634 VENEERS, PLYWOOD, PARTICLE BOARD, AND OTHER WOOD, WORKED, N.E.S.	279,040,568	-	-
GRP 635 WOOD MANUFACTURES, N.E.S.	2,498,414	-	-
GRP 641 PAPER AND PAPERBOARD	-	2,511,687	-
GRP 642 PAPER AND PAPERBOARD, CUT TO SIZE OR SHAPE, AND ARTICLES OF PAPER OR PAPERBOARD	-	43,520	-
GRP 656 TULLES, LACE, EMBROIDERY, RIBBONS, TRIMMINGS AND OTHER SMALL WARES	-	12,563	-
GRP 657 SPECIAL YARNS, TEXTILE FABRICS AND RELATED PRODUCTS	-	647,848	-
GRP 658 MADE-UP ARTICLES, WHOLLY OR CHIEFLY OF TEXTILE MATERIALS, N.E.S.	-	274,061	-
GRP 661 LIME, CEMENT, AND FABRICATED CONSTRUCTION MATERIALS (EXCEPT GLASS AND CLAY MATERIALS)	-	6,884	-
GRP 663 MINERAL MANUFACTURES, N.E.S.	-	181,985	-
GRP 664 GLASS	-	207,132	-
GRP 665 GLASSWARE	-	1,393,955	-
GRP 666 POTTERY	-	10,481	-
GRP 673 FLAT-ROLLED PRODUCTS, OF IRON OR NON-ALLOY STEEL, NOT CLAD, PLATED OR COATED	-	4,432	-
GRP 675 FLAT-ROLLED PRODUCTS OF ALLOY STEEL	-	28,686	-
GRP 676 IRON AND STEEL BARS, RODS, ANGLES, SHAPES AND SECTIONS (INCLUDING SHEET PILING)	-	266,100	-
GRP 678 WIRE OF IRON OR STEEL	-	76,442	-
GRP 679 TUBES, PIPES AND HOLLOW PROFILES, AND TUBES OR PIPE FITTINGS, OF IRON OR STEEL	3,816	11,108,840	3,816
GRP 682 COPPER (INCLUDING ALLOYS)	-	327,319	-
GRP 683 NICKEL (INCLUDING ALLOYS)	-	513,703	-
GRP 684 ALUMINIUM (INCLUDING ALLOYS)	-	114,832	-
GRP 689 MISCELLANEOUS NON-FERROUS BASE METALS EMPLOYED IN METALLURGY AND CERMETS	-	66,053	-
GRP 691 STRUCTURES AND PARTS OF STRUCTURES, N.E.S., OF IRON, STEEL OR ALUMINIUM	-	254,598	-
GRP 692 METAL CONTAINERS FOR STORAGE OR TRANSPORT	-	1,320,044	-
GRP 693 WIRE PRODUCTS (EXCLUDING INSULATED ELECTRICAL WIRING) AND FENCING GRILLS	-	734,774	-
GRP 694 NAILS, SCREWS, NUTS, BOLTS, RIVETS AND THE LIKE, OF IRON, STEEL, COPPER OR ALUMINIUM	213,287	2,381,932	213,287
GRP 695 TOOLS FOR USE IN THE HAND OR IN MACHINES	348,357	14,554,680	348,357
GRP 696 CUTLERY	-	10,714	-
GRP 697 HOUSEHOLD EQUIPMENT OF BASE METAL, N.E.S.	-	115,875	-
GRP 699 MANUFACTURES OF BASE METAL, N.E.S.	9,018	5,421,029	9,018

TABLE 8 (MODIFIED)

SABAH (FINAL)

FOREIGN TRADE : COUNTRY WITH GROUP / DIVISION & SECTION TOTALS

GROUP / DIV / SECT	EXPORT & RE EXPORTS	IMPORTS	RE EXPORTS
	RM FOB JAN - DEC 2021	RM CIF JAN - DEC 2021	RM FOB JAN - DEC 2021
GRP 711 STEAM OR OTHER VAPOUR GENERATING BOILERS, SUPERHEATED WATER BOILERS, AND AUXILIARY PLANT FOR USE THEREWITH; AND PARTS THEREOF	-	80,071	-
GRP 712 STEAM TURBINES AND OTHER VAPOUR TURBINES, AND PARTS THEREOF, N.E.S.	-	124,087	-
GRP 713 INTERNAL COMBUSTION PISTON ENGINES, AND PARTS THEREOF, N.E.S.	9,573	22,857,538	9,573
GRP 714 ENGINES AND MOTORS, NON-ELECTRIC, AND PARTS, N.E.S.	87,246	7,472,529	87,246
GRP 716 ROTATING ELECTRIC PLANT AND PARTS THEREOF, N.E.S.	79,487	3,216,797	79,487
GRP 718 OTHER POWER GENERATING MACHINERY AND PARTS THEREOF, N.E.S.	-	2,107,104	-
GRP 721 AGRICULTURAL MACHINERY (EXCLUDING TRACTORS) AND PARTS THEREOF	-	111,911	-
GRP 722 TRACTORS, WHETHER OR NOT FITTED WITH POWER TAKE OFFS, WINCHES OR PULLEYS	-	105,000	-
GRP 723 CIVIL ENGINEERING AND CONTRACTORS' PLANT AND EQUIPMENT	3,969,327	82,485,837	3,969,327
GRP 724 TEXTILE AND LEATHER MACHINERY, AND PARTS THEREOF, N.E.S.	-	11,791	-
GRP 725 PAPER MILL AND PULP MILL MACHINERY, PAPER CUTTING MACHINES AND OTHER MACHINERY FOR THE MANUFACTURE OF PAPER ARTICLES; PARTS THEREOF	-	184,444	-
GRP 726 PRINTING AND BOOKBINDING MACHINERY, AND PARTS THEREOF	-	10,915	-
GRP 727 FOOD-PROCESSING MACHINES (EXCLUDING DOMESTIC)	-	379,107	-
GRP 728 OTHER MACHINERY AND EQUIPMENT SPECIALIZED FOR PARTICULAR INDUSTRIES, AND PARTS THEREOF, N.E.S.	2,178,830	40,396,824	2,178,830
GRP 731 MACHINE-TOOLS WORKING BY REMOVING METAL OR OTHER MATERIAL	-	2,353,777	-
GRP 733 MACHINE-TOOLS FOR WORKING METAL, SINTERED METAL CARBIDES OF CERMETS, WITHOUT REMOVING MATERIAL	-	112,211	-
GRP 735 PARTS, N.E.S AND ACCESSORIES FOR USE WITH MACHINES FALLING WITHIN GRP 731 AND 733	-	231,662	-
GRP 737 METALWORKING MACHINERY (OTHER THAN MACHINE-TOOLS), AND PARTS THEROF, N.E.S.	-	1,566,202	-
GRP 741 HEATING AND COOLING EQUIPMENT AND PARTS THEREOF, N.E.S.	21,796	5,245,166	21,796
GRP 742 PUMPS FOR LIQUIDS, LIQUID ELEVATORS AND PARTS	12,273	15,081,001	12,273
GRP 743 PUMPS (OTHER THAN PUMPS FOR LIQUIDS) AND COMPRESSORS AND FANS; CENTRIFUGES; FILTERING OR PURIFYING APPARATUS	4,804	14,413,951	4,804
GRP 744 MECHANICAL HANDLING EQUIPMENT, AND PARTS THEREOF, N.E.S.	8,816	14,952,957	8,816
GRP 745 OTHER NON-ELECTRICAL MACHINERY, TOOLS AND MECHANICAL APPARATUS, AND PARTS THEREOF, N.E.S.	19,322	2,062,673	19,322
GRP 746 BALL OR ROLLER BEARINGS	-	2,452,983	-
GRP 747 TAPS, COCKS, VALVES AND SIMILAR APPLIANCE	860,271	45,992,085	860,271
GRP 748 TRANSMISSION SHAFTS AND CRANKS; BEARING HOUSINGS AND PARTS THEREOF	107,690	5,892,416	107,690
GRP 749 NON-ELECTRIC PARTS AND ACCESSORIES OF MACHINERY, N.E.S.	499,227	13,947,889	499,227
GRP 751 OFFICE MACHINES	-	32,699	-
GRP 752 AUTOMATIC DATA PROCESSING MACHINES AND UNITS THEREOF	102,075	34,761,787	102,075
GRP 759 PARTS AND ACCESSORIES FOR USE WITHIN GROUPS 751 AND 752	-	734,927	-
GRP 761 TELEVISION RECEIVERS WITH RADIO-BROADCAST RECEIVERS, SOUND RECORDERS OR REPRODUCERS	-	376,323	-
GRP 762 RADIO-BROADCAST RECEIVERS WITH SOUND RECORDERS OR REPRODUCERS	-	6,678	-
GRP 764 TELECOMMUNICATIONS EQUIPMENTS, N.E.S.; THEIR PARTS, AND ACCESSORIES USED IN DIVISION 76	104,420	12,087,283	104,420

TABLE 8 (MODIFIED)

SABAH (FINAL)

FOREIGN TRADE : COUNTRY WITH GROUP / DIVISION & SECTION TOTALS

GROUP / DIV / SECT	EXPORT & RE EXPORTS	IMPORTS	RE EXPORTS
	RM FOB JAN - DEC 2021	RM CIF JAN - DEC 2021	RM FOB JAN - DEC 2021
GRP 771	116,240	4,521,711	116,240
GRP 772	181,265	12,450,140	181,265
GRP 773	40,668	3,485,149	40,668
GRP 774	71,858	6,363,932	71,858
GRP 775	-	126,683	-
GRP 776	9,620	4,563,360	9,620
GRP 778	584,321	10,489,897	584,321
GRP 781	-	2,351,531	-
GRP 784	35,257	2,032,605	35,257
GRP 785	-	2,029,877	-
GRP 786	-	293,361	-
GRP 791	-	31,624	-
GRP 792	951,095	9,446,653	951,095
GRP 793	4,068	1,381,258	4,068
GRP 811	-	6,980,789	-
GRP 813	-	337,011	-
GRP 821	87,518	221,287	-
GRP 831	7,299	115,374	7,299
GRP 841	2,263	39,774	2,263
GRP 842	14,602	97,033	-
GRP 843	-	2,184	-
GRP 844	-	21,395	-
GRP 845	37,659	182,075	35,573
GRP 846	-	180,771	-
GRP 848	7,088	77,665	2,756
GRP 851	757,210	390,021	639,672
GRP 871	-	12,957	-
GRP 872	113,005	1,456,809	113,005
GRP 873	-	1,006,849	-
GRP 874	1,792,189	109,617,022	1,792,189
GRP 881	20,000	192,465	20,000

TABLE 8 (MODIFIED)

SABAH (FINAL)

FOREIGN TRADE : COUNTRY WITH GROUP / DIVISION & SECTION TOTALS

GROUP / DIV / SECT	EXPORT & RE EXPORTS	IMPORTS	RE EXPORTS
	RM FOB JAN - DEC 2021	RM CIF JAN - DEC 2021	RM FOB JAN - DEC 2021
GRP 882 PHOTOGRAPHIC AND CINEMATOGRAPHIC SUPPLIES	-	2,660	-
GRP 884 OPTICAL GOODS, N.E.S.	2,000	74,593	2,000
GRP 885 WATCHES AND CLOCKS	9,500	21,757	9,500
GRP 891 ARMS AND AMMUNITION	-	1,242,935	-
GRP 892 PRINTED MATTER	-	7,457,049	-
GRP 893 ARTICLES, N.E.S OF PLASTICS	170,356	757,762	170,356
GRP 894 BABY CARRIAGES, TOYS, GAMES AND SPORTING GOODS	7,500	591,176	7,500
GRP 895 OFFICE AND STATIONARY SUPPLIES, N.E.S.	-	43,356	-
GRP 896 WORKS OF ART, COLLECTORS' PIECES AND ANTIQUES	-	192,778	-
GRP 897 JEWELLERY, GOLDSMITHS' AND SILVERSMITHS' WARES AND OTHER ARTICLES OF PRECIOUS OR SEMI-PRECIOUS MATERIALS, N.E.S.	7,053	46,119	7,053
GRP 898 MUSICAL INSTRUMENTS AND PARTS AND ACCESSORIES THEREOF	2,002	1,365,811	2,002
GRP 899 MISCELLANEOUS MANUFACTURED ARTICLES, N.E.S.	10,535	62,596	3,002
GRP 931 SPECIAL TRANSACTIONS AND COMMODITIES	382,509	8,416,064	372,023
DIV 01 MEAT AND MEAT PREPARATIONS	-	263,303	-
DIV 02 DAIRY PRODUCT AND BIRDS EGGS	-	4,692,364	-
DIV 03 FISH, CRUSTACEANS AND MOLLUSCS, AND PREPARATIONS THEREOF	16,275,907	183,465	-
DIV 04 CEREALS AND CEREAL PREPARATIONS	-	19,086,884	-
DIV 05 VEGETABLES AND FRUITS	-	44,917,647	-
DIV 06 SUGARS, SUGAR PREPARATIONS AND HONEY	-	126,721	-
DIV 07 COFFEE, TEA, COCOA, SPICES, AND MANUFACTURES THEREOF	-	1,050,633	-
DIV 08 FEEDING STUFF FOR ANIMALS (NOT INCLUDING UNMILLED CEREALS)	-	9,931,856	-
DIV 09 MISCELLANEOUS EDIBLE PRODUCTS AND PREPARATIONS	32,458	6,535,479	12,458
DIV 11 BEVERAGES	-	1,024,868	-
DIV 12 TOBACCO AND TOBACCO MANUFACTURES THEREOF	-	45,687	-
DIV 22 OIL SEEDS AND OLEAGINOUS FRUITS	-	5,386,094	-
DIV 23 CRUDE RUBBER (INCLUDING SYNTHETIC AND RECLAIMED)	-	113,027	-
DIV 24 CORK AND WOOD	1,502,806	333,417	-
DIV 26 TEXTILE FIBRES(OTHER THAN WOOL TOPS) AND THEIR WASTES (NOT MANUFACTURED INTO YARN OR FABRICS)	-	6,418	-
DIV 27 CRUDE FERTILIZERS AND CRUDE MINERALS (EXCLUDING COAL, PETROLEUM AND PRECIOUS STONES)	-	1,930,607	-
DIV 28 METALLIFEROUS ORES AND METAL SCRAP	-	15,483	-
DIV 29 CRUDE ANIMAL AND VEGETABLE MATERIALS, N.E.S.	-	133,284	-
DIV 33 PETROLEUM, PETROLEUM PRODUCTS AND RELATED MATERIALS	-	4,563,743	-
DIV 42 FIXED VEGETABLE OILS AND FATS, CRUDE, REFINED OR FRACTIONATED	607,074,583	33,106	-

TABLE 8 (MODIFIED)

SABAH (FINAL)

FOREIGN TRADE : COUNTRY WITH GROUP / DIVISION & SECTION TOTALS

GROUP / DIV / SECT	EXPORT & RE EXPORTS RM FOB JAN - DEC 2021	IMPORTS RM CIF JAN - DEC 2021	RE EXPORTS RM FOB JAN - DEC 2021	
DIV 43	ANIMAL OR VEGETABLE OILS AND FATS, PROCESSED, AND WAXES OF ANIMAL OR VEGETABLE ORIGIN	200,900,889	-	-
DIV 51	ORGANIC CHEMICALS	5,596,015	2,363,376	-
DIV 52	INORGANIC CHEMICALS	17,032	4,940,846	17,032
DIV 53	DYEING, TANNING AND COLOURING MATERIALS	-	795,553	-
DIV 54	MEDICINAL AND PHARMACEUTICAL PRODUCTS	12,711	443,434	12,711
DIV 55	ESSENTIAL OILS AND RESINOIDS AND PERFUME MATERIALS; TOILET, POLISHING AND CLEANSING PREPARATIONS	20,647	49,988,402	20,647
DIV 56	FERTILIZERS, MANUFACTURED	-	1,153,023	-
DIV 57	PLASTICS IN PRIMARY FORMS	-	7,681,314	-
DIV 58	PLASTICS IN NON-PRIMARY FORMS	7,571	205,714	7,571
DIV 59	CHEMICAL MATERIALS AND PRODUCTS, N.E.S.	-	27,483,138	-
DIV 61	LEATHER, LEATHER MANUFACTURES, N.E.S. AND DRESSED FURSKINS	-	3,035	-
DIV 62	RUBBER MANUFACTURES, N.E.S.	203,628	15,408,824	203,628
DIV 63	CORK AND WOOD MANUFACTURES (EXCLUDING FURNITURE)	281,538,982	-	-
DIV 64	PAPER, PAPERBOARD, AND ARTICLES OF PAPER PULP, OF PAPER OR PAPERBOARD	-	2,555,207	-
DIV 65	TEXTILE YARN, FABRICS, MADE-UP ARICLES, N.E.S. AND RELATED PRODUCTS	-	934,472	-
DIV 66	NON-METALLIC MINERAL MANUFACTURES N.E.S.	-	1,800,437	-
DIV 67	IRON AND STEEL	3,816	11,484,500	3,816
DIV 68	NON-FERROUS METALS	-	1,021,907	-
DIV 69	MANUFACTURES OF METAL, N.E.S.	570,662	24,793,646	570,662
DIV 71	POWER GENERATING MACHINERY AND EQUIPMENT	176,306	35,858,126	176,306
DIV 72	MACHINERY SPECIALIZED FOR PARTICULAR INDUSTRIES	6,148,157	123,685,829	6,148,157
DIV 73	METALWORKING MACHINERY	-	4,263,852	-
DIV 74	GENERAL INDUSTRIAL MACHINERY AND EQUIPMENT, N.E.S. AND MACHINE PARTS, N.E.S.	1,534,199	120,041,121	1,534,199
DIV 75	OFFICE MACHINES AND AUTOMATIC DATA PROCESSING EQUIPMENT	102,075	35,529,413	102,075
DIV 76	TELECOMMUNICATIONS AND SOUND RECORDING AND REPRODUCING APPARATUS AND EQUIPMENT	104,420	12,470,284	104,420
DIV 77	ELECTRICAL MACHINERY, APPARATUS AND APPLIANCES, N.E.S. AND ELECTRICAL PARTS THEREOF	1,003,972	42,000,872	1,003,972
DIV 78	ROAD VEHICLES (INCLUDING AIR - CUSHION VEHICLES)	35,257	6,707,374	35,257
DIV 79	OTHERS TRANSPORT EQUIPMENT	955,163	10,859,535	955,163
DIV 81	PREFABRICATED BUILDINGS, SANITARY, PLUMBING, HEATING AND LIGHTING FIXTURES AND FITTINGS, N.E.S.	-	7,317,800	-
DIV 82	FURNITURE AND PARTS THEREOF	87,518	221,287	-
DIV 83	TRAVEL GOODS, HANDBAGS AND SIMILAR CONTAINERS	7,299	115,374	7,299
DIV 84	ARTICLES OF APPAREL AND CLOTHING ACCESSORIES	61,612	600,897	40,592
DIV 85	FOOTWEAR	757,210	390,021	639,672
DIV 87	PROFESSIONAL, SCIENTIFIC AND CONTROLLING INSTRUMENTS AND APPARATUS, N.E.S.	1,905,194	112,093,637	1,905,194

TABLE 8 (MODIFIED)

SABAH (FINAL)

FOREIGN TRADE : COUNTRY WITH GROUP / DIVISION & SECTION TOTALS

GROUP / DIV / SECT	EXPORT & RE EXPORTS RM FOB JAN - DEC 2021	IMPORTS RM CIF JAN - DEC 2021	RE EXPORTS RM FOB JAN - DEC 2021
DIV 88 PHOTOGRAPHIC APPARATUS, EQUIPMENT AND SUPPLIED AND OPTICAL GOODS, N.E.S., WATCHES AND CLOCKS	31,500	291,475	31,500
DIV 89 MISCELLANEOUS MANUFACTURED ARTICLES, N.E.S.	197,446	11,759,582	189,913
DIV 93 SPECIAL TRANSACTIONS AND COMMODITIES	382,509	8,416,064	372,023
SECT 0 FOOD AND LIVE ANIMALS	16,308,365	86,788,352	12,458
SECT 1 BEVERAGES AND TOBACCO	-	1,070,555	-
SECT 2 CRUDE MATERIALS, INEDIABLE	1,502,806	7,918,330	-
SECT 3 MINERAL FUELS, LUBRICANTS, ETC.	-	4,563,743	-
SECT 4 ANIMAL AND VEGETABLE OILS AND FATS	807,975,472	33,106	-
SECT 5 CHEMICALS	5,653,976	95,054,800	57,961
SECT 6 MANUFACTURED GOODS	282,317,088	58,002,028	778,106
SECT 7 MACHINERY & TRANSPORT EQUIPMENT	10,059,549	391,416,406	10,059,549
SECT 8 MISCELLANEOUS MANUFACTURED ARTICLES	3,047,779	132,790,073	2,814,170
SECT 9 MISCELLANEOUS TRANSACTIONS AND COMMODITIES	382,509	8,416,064	372,023
TOTAL - UNITED STATES OF AMERICA	1,127,247,544	786,053,457	14,094,267
... UNITED STATES VIRGIN ISLANDS			
GRP 112 ALCOHOLIC BEVERAGES	-	7,878	-
DIV 11 BEVERAGES	-	7,878	-
SECT 1 BEVERAGES AND TOBACCO	-	7,878	-
TOTAL - UNITED STATES VIRGIN ISLANDS	-	7,878	-
... URUGUAY			
GRP 034 FISH, FRESH(LIVE OR DEAD), CHILLED OR FROZEN	-	184,013	-
DIV 03 FISH, CRUSTACEANS AND MOLLUSCS, AND PREPARATIONS THEREOF	-	184,013	-
SECT 0 FOOD AND LIVE ANIMALS	-	184,013	-
TOTAL - URUGUAY	-	184,013	-
... VENEZUELA			
GRP 112 ALCOHOLIC BEVERAGES	-	3,717	-
GRP 931 SPECIAL TRANSACTIONS AND COMMODITIES	-	853	-
DIV 11 BEVERAGES	-	3,717	-
DIV 93 SPECIAL TRANSACTIONS AND COMMODITIES	-	853	-
SECT 1 BEVERAGES AND TOBACCO	-	3,717	-
SECT 9 MISCELLANEOUS TRANSACTIONS AND COMMODITIES	-	853	-

TABLE 8 (MODIFIED)

SABAH (FINAL)

FOREIGN TRADE : COUNTRY WITH GROUP / DIVISION & SECTION TOTALS

GROUP / DIV /SECT	EXPORT & RE EXPORTS		IMPORTS	RE EXPORTS
	RM FOB	RM CIF	RM CIF	RM FOB
	JAN - DEC 2021	JAN - DEC 2021	JAN - DEC 2021	JAN - DEC 2021
TOTAL - VENEZUELA	-	4,570	-	-
... VIETNAM, SOCIALIST REP. OF				
GRP 001 LIVE ANIMALS	-	12,725	-	-
GRP 034 FISH, FRESH(LIVE OR DEAD), CHILLED OR FROZEN	208,114	5,832,767	-	-
GRP 036 CRUSTACEANS AND MOLLUSCS, FRESH, CHILLED, FROZEN, SALTED OR IN BRINE OR DRIED	4,244,232	23,600	-	-
GRP 037 FISH, CRUSTACEANS AND MOLLUSCS PREPARED OR PRESERVED, N.E.S.	-	5,513	-	-
GRP 042 RICE	-	241,148,682	-	-
GRP 048 CEREAL PREPARATIONS AND PREPARATION OF FLOUR OR STARCH OF FRUITS OR VEGETABLES	-	86,813	-	-
GRP 054 VEGETABLES, FRESH, CHILLED, FROZEN OR SIMPLY PRESERVED	-	316,253	-	-
GRP 057 FRUITS AND NUTS (NOT INCLUDING OIL NUTS), FRESH OR DRIED	-	628,152	-	-
GRP 058 FRUITS, PRESERVED, AND FRUIT PREPARATIONS (EXCLUDING FRUIT JUICES)	-	53,148	-	-
GRP 061 SUGARS, MOLASSES AND HONEY	-	72,228	-	-
GRP 075 SPICES	-	211,588	-	-
GRP 081 FEEDING STUFF FOR ANIMALS (NOT INCLUDING UNMILLED CEREALS)	23,316,129	23,399,629	-	-
GRP 098 EDIBLE PRODUCTS AND PREPARATIONS, N.E.S.	-	80,662	-	-
GRP 111 NON-ALCOHOLIC BEVERAGES, N.E.S.	1,516,388	56,470	-	-
GRP 112 ALCOHOLIC BEVERAGES	-	98,408	-	-
GRP 231 NATURAL RUBBER, NATURAL GUMS, IN PRIMARY FORMS	1,144,582	-	-	-
GRP 248 WOOD, SIMPLY WORKED, AND RAILWAY SLEEPERS OF WOOD	141,175	-	-	-
GRP 269 WORN CLOTHING AND OTHER WORN TEXTILE ARTICLES ;RAGS	-	175,204	-	-
GRP 273 STONE, SAND AND GRAVEL	-	172,547	-	-
GRP 278 OTHER CRUDE MINERALS	-	20,539,795	-	-
GRP 292 CRUDE VEGETABLE MATERIALS, N.E.S.	-	7,760	-	-
GRP 334 PETROLEUM PRODUCTS, REFINED	224	1,372,935	-	224
GRP 411 ANIMAL OILS AND FATS	64,289	-	-	64,289
GRP 422 OTHER FIXED VEGETABLE OILS, FLUID OR SOLID, CRUDE, REFINED OR PURIFIED	701,612,248	-	-	-
GRP 431 ANIMAL OR VEGETABLE OILS AND FATS, PROCESSED, AND WAXES OF ANIMAL OR VEGETABLE ORIGIN	57,667,127	-	-	-
GRP 512 ALCOHOLS, PHENOLS, PHENOL-ALCOHOLS, AND THEIR DERIVATIVES	221,178,712	-	-	-
GRP 522 INORGANIC CHEMICAL ELEMENTS, OXIDES AND HALOGEN SALTS	16,414,107	1,173,014	-	-
GRP 523 METALLIC SALTS AND PEROXYSALTS, OF INORGANIC ACIDS	-	12,904,332	-	-
GRP 533 PIGMENTS, PAINTS, VARNISHES AND RELATED MATERIALS	54,236	1,608,682	-	54,236
GRP 553 PERFUMERY, COSMETICS AND TOILET PREPARATIONS	2,302	10,401,502	-	2,302
GRP 554 SOAP, CLEANSING AND POLISHING PREPARATIONS	18,094	3,009,069	-	18,094
GRP 562 FERTILIZERS, MANUFACTURED	-	29,333,121	-	-

TABLE 8 (MODIFIED)

SABAH (FINAL)

FOREIGN TRADE : COUNTRY WITH GROUP / DIVISION & SECTION TOTALS

GROUP / DIV / SECT	EXPORT & RE EXPORTS		IMPORTS	RE EXPORTS
	RM FOB	RM FOB	RM CIF	RM FOB
	JAN - DEC 2021		JAN - DEC 2021	JAN - DEC 2021
GRP 574	POLYACETALS, OTHER POLYETHERS AND EPOXIDE RESINS, IN PRIMARY FORMS	-	1,620,601	-
GRP 581	TUBES, PIPES AND HOSES OF PLASTICS	61,316	-	61,316
GRP 582	PLATES, SHEETS, FILM, COIL AND STRIP OF PLASTICS	-	1,231,379	-
GRP 583	MONOFILAMENT, RODS, STICKS AND PROFILE SHAPES, OF PLASTICS	-	4,947	-
GRP 592	STARCHES, INULIN AND WHEAT GLUTEN; ALBUMINOIDAL SUBSTANCES; GLUES	-	346,108	-
GRP 597	PREPARED ADDITIVES FOR MINERAL OILS; LUBRICATING PREPARATIONS	6,611	-	6,611
GRP 598	MISCELLANEOUS CHEMICAL PRODUCTS, N.E.S.	818,059	16,612,139	177,113
GRP 621	MATERIALS OF RUBBER	381,322	-	381,322
GRP 625	RUBBER TYRES, INTERCHANGEABLE TRYE TREADS, INNER TUBES AND TYRE FLABS	-	17,651,385	-
GRP 629	ARTICLES OF RUBBER, N.E.S	295,088	6,136	295,088
GRP 634	VENEERS, PLYWOOD, PARTICLE BOARD, AND OTHER WOOD, WORKED, N.E.S.	2,404,472	20,390,974	-
GRP 635	WOOD MANUFACTURES, N.E.S.	-	182,776	-
GRP 641	PAPER AND PAPERBOARD	280,084	10,711,910	-
GRP 642	PAPER AND PAPERBOARD, CUT TO SIZE OR SHAPE, AND ARTICLES OF PAPER OR PAPERBOARD	-	1,405,208	-
GRP 651	TEXTILE YARN	-	43,823	-
GRP 653	FABRICS, WOVEN, OF MAN-MADE TEXTILE MATERIALS (NOT INCLUDING NARROW OR SPECIAL FABRICS)	-	3,233,113	-
GRP 657	SPECIAL YARNS, TEXTILE FABRICS AND RELATED PRODUCTS	3,115	-	3,115
GRP 658	MADE-UP ARTICLES, WHOLLY OR CHIEFLY OF TEXTILE MATERIALS, N.E.S.	10,594	1,731,693	10,594
GRP 661	LIME, CEMENT, AND FABRICATED CONSTRUCTION MATERIALS (EXCEPT GLASS AND CLAY MATERIALS)	-	122,303,879	-
GRP 662	CLAY CONSTRUCTION MATERIALS AND REFRACTORY CONSTRUCTION MATERIALS	-	2,712,711	-
GRP 664	GLASS	-	312,415	-
GRP 671	PIG IRON, SPIEGELEISEN, SPONGE IRON, IRON OR STEEL GRANULES AND POWDERS AND FERRO- ALLOYS	32,540,909	-	-
GRP 674	FLAT-ROLLED PRODUCTS, OF IRON OR NON-ALLOY STEEL, CLAD, PLATED OR COATED	-	63,240,041	-
GRP 675	FLAT-ROLLED PRODUCTS OF ALLOY STEEL	-	13,267,645	-
GRP 676	IRON AND STEEL BARS, RODS, ANGLES, SHAPES AND SECTIONS (INCLUDING SHEET PILING)	-	864,891	-
GRP 679	TUBES, PIPES AND HOLLOW PROFILES, AND TUBES OR PIPE FITTINGS, OF IRON OR STEEL	911,437	3,195,856	911,437
GRP 684	ALUMINIUM (INCLUDING ALLOYS)	-	2,950,627	-
GRP 691	STRUCTURES AND PARTS OF STRUCTURES, N.E.S., OF IRON, STEEL OR ALUMINIUM	-	138,790	-
GRP 692	METAL CONTAINERS FOR STORAGE OR TRANSPORT	30,745	-	30,745
GRP 693	WIRE PRODUCTS (EXCLUDING INSULATED ELECTRICAL WIRING) AND FENCING GRILLS	-	313,843	-
GRP 694	NAILS, SCREWS, NUTS, BOLTS, RIVETS AND THE LIKE, OF IRON, STEEL, COPPER OR ALUMINIUM	19,852	3,550	19,852
GRP 695	TOOLS FOR USE IN THE HAND OR IN MACHINES	248,769	78,950	248,769
GRP 696	CUTLERY	-	3,288	-
GRP 699	MANUFACTURES OF BASE METAL, N.E.S.	490,539	2,047	490,539

TABLE 8 (MODIFIED)

SABAH (FINAL)

FOREIGN TRADE : COUNTRY WITH GROUP / DIVISION & SECTION TOTALS

GROUP / DIV / SECT	EXPORT & RE EXPORTS		IMPORTS	RE EXPORTS
	RM FOB	RM CIF	RM FOB	RM FOB
	JAN - DEC 2021	JAN - DEC 2021	JAN - DEC 2021	JAN - DEC 2021
GRP 712 STEAM TURBINES AND OTHER VAPOUR TURBINES, AND PARTS THEREOF, N.E.S.	3,044	-		3,044
GRP 716 ROTATING ELECTRIC PLANT AND PARTS THEREOF, N.E.S.	11,132	3,389		11,132
GRP 718 OTHER POWER GENERATING MACHINERY AND PARTS THEREOF, N.E.S.	108,770	8,980		108,770
GRP 721 AGRICULTURAL MACHINERY (EXCLUDING TRACTORS) AND PARTS THEREOF	-	2,112		-
GRP 723 CIVIL ENGINEERING AND CONTRACTORS' PLANT AND EQUIPMENT	3,560,018	221,062		3,560,018
GRP 724 TEXTILE AND LEATHER MACHINERY, AND PARTS THEREOF, N.E.S.	-	3,001,568		-
GRP 727 FOOD-PROCESSING MACHINES (EXCLUDING DOMESTIC)	-	3,292		-
GRP 728 OTHER MACHINERY AND EQUIPMENT SPECIALIZED FOR PARTICULAR INDUSTRIES, AND PARTS THEREOF, N.E.S.	1,346,039	83,411		1,346,039
GRP 731 MACHINE-TOOLS WORKING BY REMOVING METAL OR OTHER MATERIAL	37,396	-		37,396
GRP 735 PARTS, N.E.S AND ACCESSORIES FOR USE WITH MACHINES FALLING WITHIN GRP 731 AND 733	7,800	-		7,800
GRP 737 METALWORKING MACHINERY (OTHER THAN MACHINE-TOOLS), AND PARTS THEROF, N.E.S.	-	499,093		-
GRP 742 PUMPS FOR LIQUIDS, LIQUID ELEVATORS AND PARTS	1,457,836	988,203		1,457,836
GRP 743 PUMPS (OTHER THAN PUMPS FOR LIQUIDS) AND COMPRESSORS AND FANS; CENTRIFUGES; FILTERING OR PURIFYING APPARATUS	596,074	857,479		596,074
GRP 744 MECHANICAL HANDLING EQUIPMENT, AND PARTS THEREOF, N.E.S.	309,799	28,853		309,799
GRP 745 OTHER NON-ELECTRICAL MACHINERY, TOOLS AND MECHANICAL APPARATUS, AND PARTS THEREOF, N.E.S.	55,495	645,810		55,495
GRP 746 BALL OR ROLLER BEARINGS	705,566	-		705,566
GRP 747 TAPS, COCKS, VALVES AND SIMILAR APPLIANCE	885,945	66,982		885,945
GRP 748 TRANSMISSION SHAFTS AND CRANKS; BEARING HOUSINGS AND PARTS THEREOF	422,896	-		422,896
GRP 749 NON-ELECTRIC PARTS AND ACCESSORIES OF MACHINERY, N.E.S.	106,906	3,518		106,906
GRP 752 AUTOMATIC DATA PROCESSING MACHINES AND UNITS THEREOF	42,695	2,150		42,695
GRP 761 TELEVISION RECEIVERS WITH RADIO-BROADCAST RECEIVERS, SOUND RECORDERS OR REPRODUCERS	-	20,443,315		-
GRP 762 RADIO-BROADCAST RECEIVERS WITH SOUND RECORDERS OR REPRODUCERS	-	478,857		-
GRP 763 SOUND RECORDERS OR REPRODUCERS; TELEVISION IMAGE AND SOUND RECORDERS OR REPRODUCERS; PREPARED UNRECORDED MEDIA	8,498	47,530		8,498
GRP 764 TELECOMMUNICATIONS EQUIPMENTS, N.E.S.; THEIR PARTS, AND ACCESSORIES USED IN DIVISION 76	55,499	91,179		55,499
GRP 771 ELECTRIC POWER MACHINERY (OTHER THAN ROTATING ELECTRIC PLANT), AND PARTS THEREOF	5,663	2,997,175		5,663
GRP 772 ELECTRICAL APPARATUS, RESISTOR, SWITHBOARD AND CONTROL PANELS N.E.S., AND PARTS N.E.S.	97,757	-		97,757
GRP 773 EQUIPMENT FOR DISTRIBUTING ELECTRICITY, N.E.S.	444,766	-		444,766
GRP 774 ELECTRO-DIAGNOSTIC APPARATUS FOR MEDICAL, SURGICAL, DENTAL OR VETERINARY SCIENCES AND RADIOLOGICAL APPARATUS	137,066	-		137,066
GRP 775 HOUSEHOLD TYPE, ELECTRICAL AND NON- ELECTRICAL EQUIPMENT, N.E.S.	-	12,327,600		-
GRP 776 THERMIONIC VALVES AND TUBES; PHOTOCELLS; ETC., AND PARTS THEREOF, N.E.S.	6,382	5,438		6,382
GRP 778 ELECTRICAL MACHINERY AND APPARATUS, N.E.S.	126,926	18,881		126,926
GRP 781 MOTOR CARS AND OTHER MOTOR VEHICLES FOR THE TRANSPORT OF PERSONS	-	2,600		-
GRP 782 MOTOR VEHICLES FOR THE TRANSPORT OF GOODS AND SPECIAL PURPOSE MOTOR VEHICLES	357,579	-		357,579

TABLE 8 (MODIFIED)

SABAH (FINAL)

FOREIGN TRADE : COUNTRY WITH GROUP / DIVISION & SECTION TOTALS

GROUP / DIV / SECT	EXPORT & RE EXPORTS		IMPORTS	RE EXPORTS
	RM FOB	RM CIF	RM CIF	RM FOB
	JAN - DEC 2021	JAN - DEC 2021	JAN - DEC 2021	JAN - DEC 2021
GRP 784 PARTS AND ACCESSORIES, OF THE MOTOR VEHICLES FALLING WITHIN GROUP 722, 781, 782 OR 783	-		48,930	-
GRP 785 MOTORCYCLES, AND CYCLES, MOTORIZED AND NON-MOTORIZED; INVALID CARRIAGES	-		3,175	-
GRP 811 PREFABRICATED BUILDINGS	797,915		648,001	797,915
GRP 812 SANITARY, PLUMBING AND HEATING FIXTURES AND FITTINGS, N.E.S.	-		191,614	-
GRP 813 LIGHTING FIXTURES AND FITTINGS, N.E.S.	-		33,297	-
GRP 821 FURNITURE AND PARTS THEREOF	14,312		1,539,128	14,312
GRP 831 TRAVEL GOODS, HANDBAGS AND SIMILAR CONTAINERS	-		110,940	-
GRP 841 MEN'S OR BOYS' COATS, CAPES, JACKETS, SUITS, BLAZERS, TROUSERS, UNDERWEAR, ETC., OF TEXTILE FABRICS, NOT KNITTED OR CROCHETED	-		2,235	-
GRP 842 WOMEN'S AND GIRLS' COATS, CAPES, JACKETS, SUITS, BLAZERS, TROUSERS, SHORTS AND SIMILAR ARTICLES OF TEXTILE FABRICS, NOT KNITTED OR CROCHETED	-		9,136	-
GRP 844 WOMEN'S AND GIRLS' COATS, CAPES, JACKETS, SUITS, BLAZERS, TROUSERS, SHORTS AND SIMILAR ARTICLES OF TEXTILE FABRICS, KNITTED OR CROCHETED	-		6,076	-
GRP 845 ARTICLES OF APPAREL, OF TEXTILE FABRICS, WHETHER OR NOT KNITTED OR CROCHETED, N.E.S.	-		24,551	-
GRP 846 CLOTHING ACCESSORIES, OF TEXTILE FABRICS, WHETHER OR NOT KNITTED OR CROCHETED	-		85,690	-
GRP 848 ARTICLES OF APPAREL AND CLOTHING ACCESSORIES OF OTHER THAN TEXTILE FABRICS, HEADGEAR OF ALL MATERIALS	-		34,739	-
GRP 851 FOOTWEAR	-		108,645	-
GRP 873 METERS AND COUNTERS, N.E.S.	12,509		-	12,509
GRP 874 MEASURING, CHECKING, ANALYSING AND CONTROLLING INSTRUMENTS AND APPARATUS N.E.S.	8,303,728		126,589	8,303,728
GRP 893 ARTICLES, N.E.S OF PLASTICS	28,854		603,310	28,854
GRP 894 BABY CARRIAGES, TOYS, GAMES AND SPORTING GOODS	-		7,407	-
GRP 897 JEWELLERY, GOLDSMITHS' AND SILVERSMITHS' WARES AND OTHER ARTICLES OF PRECIOUS OR SEMI-PRECIOUS MATERIALS, N.E.S.	-		27,081	-
GRP 899 MISCELLANEOUS MANUFACTURED ARTICLES, N.E.S.	-		54,202	-
GRP 931 SPECIAL TRANSACTIONS AND COMMODITIES	129,198		529,872	129,198
DIV 00 LIVE ANIMALS	-		12,725	-
DIV 03 FISH, CRUSTACEANS AND MOLLUSCS, AND PREPARATIONS THEREOF	4,452,346		5,861,880	-
DIV 04 CEREALS AND CEREAL PREPARATIONS	-		241,235,495	-
DIV 05 VEGETABLES AND FRUITS	-		997,553	-
DIV 06 SUGARS, SUGAR PREPARATIONS AND HONEY	-		72,228	-
DIV 07 COFFEE, TEA, COCOA, SPICES, AND MANUFACTURES THEREOF	-		211,588	-
DIV 08 FEEDING STUFF FOR ANIMALS (NOT INCLUDING UNMILLED CEREALS)	23,316,129		23,399,629	-
DIV 09 MISCELLANEOUS EDIBLE PRODUCTS AND PREPARATIONS	-		80,662	-
DIV 11 BEVERAGES	1,516,388		154,878	-
DIV 23 CRUDE RUBBER (INCLUDING SYNTHETIC AND RECLAIMED)	1,144,582		-	-

TABLE 8 (MODIFIED)

SABAH (FINAL)

FOREIGN TRADE : COUNTRY WITH GROUP / DIVISION & SECTION TOTALS

GROUP / DIV / SECT	EXPORT & RE EXPORTS		IMPORTS	RE EXPORTS
	RM FOB	RM FOB	RM CIF	RM FOB
	JAN - DEC 2021		JAN - DEC 2021	JAN - DEC 2021
DIV 24	CORK AND WOOD	141,175	-	-
DIV 26	TEXTILE FIBRES(OTHER THAN WOOL TOPS) AND THEIR WASTES (NOT MANUFACTURED INTO YARN OR FABRICS)	-	175,204	-
DIV 27	CRUDE FERTILIZERS AND CRUDE MINERALS (EXCLUDING COAL, PETROLEUM AND PRECIOUS STONES)	-	20,712,342	-
DIV 29	CRUDE ANIMAL AND VEGETABLE MATERIALS, N.E.S.	-	7,760	-
DIV 33	PETROLEUM, PETROLEUM PRODUCTS AND RELATED MATERIALS	224	1,372,935	224
DIV 41	ANIMAL OILS AND FATS	64,289	-	64,289
DIV 42	FIXED VEGETABLE OILS AND FATS, CRUDE, REFINED OR FRACTIONATED	701,612,248	-	-
DIV 43	ANIMAL OR VEGETABLE OILS AND FATS, PROCESSED, AND WAXES OF ANIMAL OR VEGETABLE ORIGIN	57,667,127	-	-
DIV 51	ORGANIC CHEMICALS	221,178,712	-	-
DIV 52	INORGANIC CHEMICALS	16,414,107	14,077,346	-
DIV 53	DYEING, TANNING AND COLOURING MATERIALS	54,236	1,608,682	54,236
DIV 55	ESSENTIAL OILS AND RESINOIDS AND PERFUME MATERIALS; TOILET, POLISHING AND CLEANSING PREPARATIONS	20,396	13,410,571	20,396
DIV 56	FERTILIZERS, MANUFACTURED	-	29,333,121	-
DIV 57	PLASTICS IN PRIMARY FORMS	-	1,620,601	-
DIV 58	PLASTICS IN NON-PRIMARY FORMS	61,316	1,236,326	61,316
DIV 59	CHEMICAL MATERIALS AND PRODUCTS, N.E.S.	824,670	16,958,247	183,724
DIV 62	RUBBER MANUFACTURES, N.E.S.	676,410	17,657,521	676,410
DIV 63	CORK AND WOOD MANUFACTURES (EXCLUDING FURNITURE)	2,404,472	20,573,750	-
DIV 64	PAPER, PAPERBOARD, AND ARTICLES OF PAPER PULP, OF PAPER OR PAPERBOARD	280,084	12,117,118	-
DIV 65	TEXTILE YARN, FABRICS, MADE-UP ARICLES, N.E.S. AND RELATED PRODUCTS	13,709	5,008,629	13,709
DIV 66	NON-METALLIC MINERAL MANUFACTURES N.E.S.	-	125,329,005	-
DIV 67	IRON AND STEEL	33,452,346	80,568,433	911,437
DIV 68	NON-FERROUS METALS	-	2,950,627	-
DIV 69	MANUFACTURES OF METAL, N.E.S.	789,905	540,468	789,905
DIV 71	POWER GENERATING MACHINERY AND EQUIPMENT	122,946	12,369	122,946
DIV 72	MACHINERY SPECIALIZED FOR PARTICULAR INDUSTRIES	4,906,057	3,311,445	4,906,057
DIV 73	METALWORKING MACHINERY	45,196	499,093	45,196
DIV 74	GENERAL INDUSTRIAL MACHINERY AND EQUIPMENT, N.E.S. AND MACHINE PARTS, N.E.S.	4,540,517	2,590,845	4,540,517
DIV 75	OFFICE MACHINES AND AUTOMATIC DATA PROCESSING EQUIPMENT	42,695	2,150	42,695
DIV 76	TELECOMMUNICATIONS AND SOUND RECORDING AND REPRODUCING APPARATUS AND EQUIPMENT	63,997	21,060,881	63,997
DIV 77	ELECTRICAL MACHINERY, APPARATUS AND APPLIANCES, N.E.S. AND ELECTRICAL PARTS THEREOF	818,560	15,349,094	818,560
DIV 78	ROAD VEHICLES (INCLUDING AIR - CUSHION VEHICLES)	357,579	54,705	357,579
DIV 81	PREFABRICATED BUILDINGS, SANITARY, PLUMBING, HEATING AND LIGHTING FIXTURES AND FITTINGS, N.E.S.	797,915	872,912	797,915
DIV 82	FURNITURE AND PARTS THEREOF	14,312	1,539,128	14,312

TABLE 8 (MODIFIED)

SABAH (FINAL)

FOREIGN TRADE : COUNTRY WITH GROUP / DIVISION & SECTION TOTALS

GROUP / DIV / SECT	EXPORT & RE EXPORTS RM FOB JAN - DEC 2021	IMPORTS RM CIF JAN - DEC 2021	RE EXPORTS RM FOB JAN - DEC 2021
DIV 83 TRAVEL GOODS, HANDBAGS AND SIMILAR CONTAINERS	-	110,940	-
DIV 84 ARTICLES OF APPAREL AND CLOTHING ACCESSORIES	-	162,427	-
DIV 85 FOOTWEAR	-	108,645	-
DIV 87 PROFESSIONAL, SCIENTIFIC AND CONTROLLING INSTRUMENTS AND APPARATUS, N.E.S.	8,316,237	126,589	8,316,237
DIV 89 MISCELLANEOUS MANUFACTURED ARTICLES, N.E.S.	28,854	692,000	28,854
DIV 93 SPECIAL TRANSACTIONS AND COMMODITIES	129,198	529,872	129,198
SECT 0 FOOD AND LIVE ANIMALS	27,768,475	271,871,760	-
SECT 1 BEVERAGES AND TOBACCO	1,516,388	154,878	-
SECT 2 CRUDE MATERIALS, INEDIABLE	1,285,757	20,895,306	-
SECT 3 MINERAL FUELS, LUBRICANTS, ETC.	224	1,372,935	224
SECT 4 ANIMAL AND VEGETABLE OILS AND FATS	759,343,664	-	64,289
SECT 5 CHEMICALS	238,553,437	78,244,894	319,672
SECT 6 MANUFACTURED GOODS	37,616,926	264,745,551	2,391,461
SECT 7 MACHINERY & TRANSPORT EQUIPMENT	10,897,547	42,880,582	10,897,547
SECT 8 MISCELLANEOUS MANUFACTURED ARTICLES	9,157,318	3,612,641	9,157,318
SECT 9 MISCELLANEOUS TRANSACTIONS AND COMMODITIES	129,198	529,872	129,198
TOTAL - VIETNAM, SOCIALIST REP. OF	1,086,268,934	684,308,419	22,959,709
... ZAMBIA			
GRP 931 SPECIAL TRANSACTIONS AND COMMODITIES	-	185	-
DIV 93 SPECIAL TRANSACTIONS AND COMMODITIES	-	185	-
SECT 9 MISCELLANEOUS TRANSACTIONS AND COMMODITIES	-	185	-
TOTAL - ZAMBIA	-	185	-
... ZIMBABWE			
GRP 931 SPECIAL TRANSACTIONS AND COMMODITIES	-	252	-
DIV 93 SPECIAL TRANSACTIONS AND COMMODITIES	-	252	-
SECT 9 MISCELLANEOUS TRANSACTIONS AND COMMODITIES	-	252	-
TOTAL - ZIMBABWE	-	252	-

Muka surat ini sengaja dibiarkan kosong.
This page is deliberately left blank.

**NILAI EKSPORT, IMPORT DAN
EKSPORT SEMULA MENGIKUT SEKSYEN,
BAHAGIAN & KUMPULAN BARANGAN**

*VALUE OF EXPORTS, IMPORTS AND
RE-EXPORTS BY COMMODITY SECTIONS,
DIVISIONS AND GROUPS*

TABLE 8 (MODIFIED)

SABAH (FINAL)

FOREIGN TRADE : COUNTRY WITH GROUP / DIV / & SECT.TOTALS

GROUP / DIV / SECT		EXPORT & RE-EXPORTS RM FOB JAN - DIS 2021	IMPORTS RM CIF JAN - DIS 2021	RE EXPORTS RM FOB JAN - DIS 2021
SECT 0	FOOD AND LIVE ANIMALS	1,396,830,857	5,354,994,667	78,674,176
SECT 1	BEVERAGES AND TOBACCO	9,300,969	823,729,360	7,149,060
SECT 2	CRUDE MATERIALS, INEDIABLE	946,635,092	1,047,673,541	61,926,304
SECT 3	MINERAL FUELS, LUBRICANTS, ETC.	23,262,973,011	3,421,538,217	29,772,807
SECT 4	ANIMAL AND VEGETABLE OILS AND FATS	20,288,224,271	403,284,412	4,676,636
SECT 5	CHEMICALS	6,085,357,178	4,602,180,733	219,021,867
SECT 6	MANUFACTURED GOODS	2,130,496,980	3,979,639,824	363,829,458
SECT 7	MACHINERY & TRANSPORT EQUIPMENT	1,209,916,161	9,186,428,961	1,206,806,925
SECT 8	MISCELLANEOUS MANUFACTURED ARTICLES	304,809,379	2,637,141,153	288,317,329
SECT 9	MISCELLANEOUS TRANSACTIONS AND COMMODITIES	30,023,630	113,639,100	24,968,131
DIV 00	LIVE ANIMALS	1,529,623	17,908,308	117,970
DIV 01	MEAT AND MEAT PREPARATIONS	2,470,943	380,160,139	1,769,193
DIV 02	DAIRY PRODUCT AND BIRDS EGGS	16,675,903	368,705,072	585,258
DIV 03	FISH, CRUSTACEANS AND MOLLUSCS, AND PREPARATIONS THEREOF	678,361,323	172,464,204	7,191,775
DIV 04	CEREALS AND CEREAL PREPARATIONS	51,765,743	1,595,675,315	13,385,827
DIV 05	VEGETABLES AND FRUITS	53,759,625	565,558,165	3,440,285
DIV 06	SUGARS, SUGAR PREPARATIONS AND HONEY	3,534,015	239,810,363	3,490,006
DIV 07	COFFEE, TEA, COCOA, SPICES, AND MANUFACTURES THEREOF	28,167,056	358,576,111	9,618,048
DIV 08	FEEDING STUFF FOR ANIMALS (NOT INCLUDING UNMILLED CEREALS)	401,074,775	500,428,269	738,120
DIV 09	MISCELLANEOUS EDIBLE PRODUCTS AND PREPARATIONS	159,491,851	1,155,708,721	38,337,694
DIV 11	BEVERAGES	8,642,007	728,473,486	6,490,098
DIV 12	TOBACCO AND TOBACCO MANUFACTURES THEREOF	658,962	95,255,874	658,962
DIV 21	HIDES, SKINS AND FURSKINS, RAW	1,633,239	-	-
DIV 22	OIL SEEDS AND OLEAGINOUS FRUITS	6,165,363	83,220,740	2,109
DIV 23	CRUDE RUBBER (INCLUDING SYNTHETIC AND RECLAIMED)	310,078,038	250,859	38,927
DIV 24	CORK AND WOOD	294,409,376	15,523,402	-
DIV 25	PULP AND WASTE PAPER	13,818,294	188,199	1,164,672
DIV 26	TEXTILE FIBRES(OTHER THAN WOOL TOPS) AND THEIR WASTES (NOT MANUFACTURED INTO YARN OR FABRICS)	13,364,356	63,192,139	13,028,075
DIV 27	CRUDE FERTILIZERS AND CRUDE MINERALS (EXCLUDING COAL, PETROLEUM AND PRECIOUS STONES)	69,442,494	207,422,274	46,198,987
DIV 28	METALLIFEROUS ORES AND METAL SCRAP	189,562,728	642,320,599	921,060
DIV 29	CRUDE ANIMAL AND VEGETABLE MATERIALS, N.E.S.	48,161,204	35,555,329	572,474
DIV 32	COAL, COKE AND BRIQUETTES	15,330	3,391,176	15,330
DIV 33	PETROLEUM, PETROLEUM PRODUCTS AND RELATED MATERIALS	20,241,029,207	3,026,130,035	27,904,799
DIV 34	GAS, NATURAL AND MANUFACTURED	3,021,928,474	392,017,006	1,852,678

TABLE 8 (MODIFIED)

SABAH (FINAL)

FOREIGN TRADE : COUNTRY WITH GROUP / DIV / & SECT.TOTALS

GROUP / DIV / SECT		EXPORT & RE-EXPORTS RM FOB JAN - DIS 2021	IMPORTS RM CIF JAN - DIS 2021	RE EXPORTS RM FOB JAN - DIS 2021
DIV 41	ANIMAL OILS AND FATS	68,489	163,545	68,489
DIV 42	FIXED VEGETABLE OILS AND FATS, CRUDE, REFINED OR FRACTIONATED	17,991,977,504	389,560,238	4,565,147
DIV 43	ANIMAL OR VEGETABLE OILS AND FATS, PROCESSED, AND WAXES OF ANIMAL OR VEGETABLE ORIGIN	2,296,178,278	13,560,629	43,000
DIV 51	ORGANIC CHEMICALS	3,634,326,366	150,882,325	24,015,114
DIV 52	INORGANIC CHEMICALS	171,371,300	280,749,204	33,241,363
DIV 53	DYEING, TANNING AND COLOURING MATERIALS	5,764,032	166,488,339	5,681,077
DIV 54	MEDICINAL AND PHARMACEUTICAL PRODUCTS	28,727,325	859,823,391	28,691,521
DIV 55	ESSENTIAL OILS AND RESINOIDS AND PERFUME MATERIALS; TOILET, POLISHING AND CLEANSING PREPARATIONS	39,042,129	847,285,249	37,610,488
DIV 56	FERTILIZERS, MANUFACTURED	2,059,506,082	1,324,829,028	14,449,160
DIV 57	PLASTICS IN PRIMARY FORMS	39,005,406	223,747,373	12,276,147
DIV 58	PLASTICS IN NON-PRIMARY FORMS	6,497,119	136,101,868	4,567,949
DIV 59	CHEMICAL MATERIALS AND PRODUCTS, N.E.S.	101,117,419	612,273,956	58,489,048
DIV 61	LEATHER, LEATHER MANUFACTURES, N.E.S. AND DRESSED FURSKINS	39,767	437,563	39,767
DIV 62	RUBBER MANUFACTURES, N.E.S.	34,705,789	388,125,348	34,501,955
DIV 63	CORK AND WOOD MANUFACTURES (EXCLUDING FURNITURE)	881,682,361	105,701,610	420,740
DIV 64	PAPER, PAPERBOARD, AND ARTICLES OF PAPER PULP, OF PAPER OR PAPERBOARD	12,784,885	473,796,055	2,849,455
DIV 65	TEXTILE YARN, FABRICS, MADE-UP ARICLES, N.E.S. AND RELATED PRODUCTS	8,896,831	209,651,946	8,836,165
DIV 66	NON-METALLIC MINERAL MANUFACTURES N.E.S.	15,836,910	597,041,926	12,312,426
DIV 67	IRON AND STEEL	1,043,748,765	1,373,456,570	181,770,579
DIV 68	NON-FERROUS METALS	8,947,837	52,703,348	1,322,906
DIV 69	MANUFACTURES OF METAL, N.E.S.	123,853,835	778,725,458	121,775,465
DIV 71	POWER GENERATING MACHINERY AND EQUIPMENT	56,065,575	245,134,527	55,381,027
DIV 72	MACHINERY SPECIALIZED FOR PARTICULAR INDUSTRIES	346,268,354	1,051,860,555	346,084,586
DIV 73	METALWORKING MACHINERY	15,165,524	88,298,693	15,161,364
DIV 74	GENERAL INDUSTRIAL MACHINERY AND EQUIPMENT, N.E.S. AND MACHINE PARTS, N.E.S.	288,326,704	1,417,246,084	288,299,047
DIV 75	OFFICE MACHINES AND AUTOMATIC DATA PROCESSING EQUIPMENT	13,436,227	285,123,131	13,415,281
DIV 76	TELECOMMUNICATIONS AND SOUND RECORDING AND REPRODUCING APPARATUS AND EQUIPMENT	19,047,494	851,520,174	19,033,943
DIV 77	ELECTRICAL MACHINERY, APPARATUS AND APPLIANCES, N.E.S. AND ELECTRICAL PARTS THEREOF	84,032,448	1,145,606,879	81,957,709
DIV 78	ROAD VEHICLES (INCLUDING AIR - CUSHION VEHICLES)	361,108,987	4,022,681,185	361,070,747
DIV 79	OTHERS TRANSPORT EQUIPMENT	26,464,848	78,957,733	26,403,221
DIV 81	PREFABRICATED BUILDINGS, SANITARY, PLUMBING, HEATING AND LIGHTING FIXTURES AND FITTINGS, N.E.S.	8,307,658	77,709,328	8,051,306
DIV 82	FURNITURE AND PARTS THEREOF	11,058,514	292,759,270	4,510,849
DIV 83	TRAVEL GOODS, HANDBAGS AND SIMILAR CONTAINERS	802,020	44,854,095	796,162
DIV 84	ARTICLES OF APPAREL AND CLOTHING ACCESSORIES	15,501,535	443,528,547	15,350,881

TABLE 8 (MODIFIED)

SABAH (FINAL)

FOREIGN TRADE : COUNTRY WITH GROUP / DIV / & SECT.TOTALS

GROUP / DIV / SECT		EXPORT & RE-EXPORTS RM FOB JAN - DIS 2021	IMPORTS RM CIF JAN - DIS 2021	RE EXPORTS RM FOB JAN - DIS 2021
DIV 85	FOOTWEAR	3,057,448	101,324,951	2,935,060
DIV 87	PROFESSIONAL, SCIENTIFIC AND CONTROLLING INSTRUMENTS AND APPARATUS, N.E.S.	210,919,094	456,782,380	209,477,851
DIV 88	PHOTOGRAPHIC APPARATUS, EQUIPMENT AND SUPPLIED AND OPTICAL GOODS, N.E.S., WATCHES AND CLOCKS	2,462,650	50,431,415	2,460,513
DIV 89	MISCELLANEOUS MANUFACTURED ARTICLES, N.E.S.	52,700,460	1,169,751,167	44,734,707
DIV 93	SPECIAL TRANSACTIONS AND COMMODITIES	30,023,630	99,836,299	24,968,131
DIV 96	COIN, EXCEPT GOLD COIN, UNISSUED	-	13,090,483	-
DIV 97	GOLD, NON-MONETARY	-	712,318	-
GRP 001	LIVE ANIMALS	1,529,623	17,908,308	117,970
GRP 011	MEAT OF BOVINE ANIMALS, FRESH, CHILLED OR FROZEN	50,072	107,783,346	50,072
GRP 012	OTHER MEAT AND EDIBLE OFFAL, FRESH, CHILLED OR FROZEN	266,712	85,592,476	212,331
GRP 016	MEAT AND EDIBLE MEAT OFFAL, SALTED, IN BRINE, DRIED OR SMOKED; EDIBLE FLOURS AND MEALS OF MEAT OR MEAT OFFAL	72,838	1,001,187	-
GRP 017	MEAT AND EDIBLE MEAT OFFAL, PREPARED OR PRESERVED, N.E.S.	2,081,321	185,783,130	1,506,790
GRP 022	MILK AND CREAM AND MILK PRODUCTS OTHER THAN BUTTER OR CHEESE	12,753,015	302,153,725	170,864
GRP 023	BUTTER AND OTHER FATS AND OILS DERIVED FROM MILK	273,000	20,549,145	273,000
GRP 024	CHEESE AND CURD	141,394	43,035,404	141,394
GRP 025	BIRDS EGG AND EGG YOLK, FRESH, DRIED OR OTHERWISE PRESERVED, SWEETENED OR NOT; EGG ALBUMIN	3,508,494	2,966,798	-
GRP 034	FISH, FRESH(LIVE OR DEAD), CHILLED OR FROZEN	155,940,525	47,867,281	166,592
GRP 035	FISH, DRIED, SALTED OR IN BRINE;SMOKED FISH	14,819,346	1,050,990	18,000
GRP 036	CRUSTACEANS AND MOLLUSCS, FRESH, CHILLED, FROZEN, SALTED OR IN BRINE OR DRIED	476,901,856	23,408,582	3,634,080
GRP 041	WHEAT (INCLUDING SPELT) AND MESLIN, UNMILLED	-	144,166,044	-
GRP 042	RICE	41,137	534,350,018	40,867
GRP 043	BARLEY, UNMILLED	-	53,769	-
GRP 044	MAIZE (NOT INCLUDING SWEET CORN), UNMILLED	1,242,825	372,530,943	1,242,825
GRP 046	MEAL AND FLOUR OF WHEAT AND FLOUR OF MESLIN	15,736,499	15,356,804	-
GRP 048	CEREAL PREPARATIONS AND PREPARATION OF FLOUR OR STARCH OF FRUITS OR VEGETABLES	33,808,912	495,421,593	11,731,460
GRP 047	OTHER CEREAL MEALS AND FLOURS	936,370	33,743,794	370,675
GRP 054	VEGETABLES, FRESH, CHILLED, FROZEN OR SIMPLY PRESERVED	3,935,093	269,300,896	891,981
GRP 056	VEGETABLES, ROOT AND TUBERS, PREPARED OR PRESERVED, N.E.S.	1,061,328	54,922,335	330,744
GRP 057	FRUITS AND NUTS (NOT INCLUDING OIL NUTS), FRESH OR DRIED	48,427,460	155,665,165	2,142,204
GRP 058	FRUITS, PRESERVED, AND FRUIT PREPARATIONS (EXCLUDING FRUIT JUICES)	301,406	57,000,185	41,018
GRP 059	FRUIT JUICES (INCLUDING GRAPE MUST) & VEGETABLE JUICES, UNFERMENTED & NOT CONTAINING ADDED SPIRIT,WHETHER / NOT CONTAINING ADDED SUGAR OR OTHER SWEETENING MATTER	34,338	28,669,584	34,338
GRP 061	SUGARS, MOLASSES AND HONEY	2,924,956	178,089,234	2,880,947
GRP 062	SUGAR CONFECTIONERY	609,059	61,721,129	609,059

TABLE 8 (MODIFIED)

SABAH (FINAL)

FOREIGN TRADE : COUNTRY WITH GROUP / DIV / & SECT.TOTALS

GROUP / DIV / SECT		EXPORT & RE-EXPORTS RM FOB JAN - DIS 2021	IMPORTS RM CIF JAN - DIS 2021	RE EXPORTS RM FOB JAN - DIS 2021
GRP 071	COFFEE AND COFFEE SUBSTITUTES	5,821,671	167,061,872	4,227,298
GRP 072	COCOA	13,983,767	12,063,786	-
GRP 073	CHOCOLATE AND OTHER FOOD PREPARATIONS CONTAINING COCOA, N.E.S	2,350,078	88,921,342	2,041,995
GRP 074	TEA AND MATE	2,845,862	39,029,642	2,223,478
GRP 075	SPICES	3,165,678	51,499,469	1,125,277
GRP 081	FEEDING STUFF FOR ANIMALS (NOT INCLUDING UNMILLED CEREALS)	401,074,775	500,428,269	738,120
GRP 091	MARGARINE AND SHORTENING	5,158	25,589,432	4,649
GRP 098	EDIBLE PRODUCTS AND PREPARATIONS, N.E.S.	159,486,693	1,130,119,289	38,333,045
GRP 111	NON-ALCOHOLIC BEVERAGES, N.E.S.	2,742,662	437,867,458	590,753
GRP 112	ALCOHOLIC BEVERAGES	5,899,345	290,606,028	5,899,345
GRP 122	TOBACCO, MANUFACTURED (WHETHER OR NOT CONTAINING TOBACCO SUBSTITUTES)	658,962	95,255,874	658,962
GRP 211	HIDES AND SKINS (EXCEPT FURSKINS), RAW	1,633,239	-	-
GRP 222	OIL SEEDS AND OLEAGINOUS FRUITS, FOR EXTRACTION OF 'SOFT' FIXED VEGETABLE OILS	-	33,361,290	-
GRP 223	OIL SEEDS AND OLEAGINOUS FRUITS, FOR EXTRACTION OF OTHER FIXED VEGETABLE OILS	6,165,363	49,859,450	2,109
GRP 231	NATURAL RUBBER, NATURAL GUMS, IN PRIMARY FORMS	309,764,062	-	-
GRP 232	SYNTHETIC RUBBER; RECLAIMED RUBBER, WASTE, PARINGS AND SCRAP OF UNHARDENED RUBBER	313,976	250,859	38,927
GRP 244	CORK, NATURAL, RAW AND WASTE	-	5,060	-
GRP 245	FUEL WOOD (EXCLUDING WOOD WASTE) AND WOOD CHARCOAL	-	2,389,305	-
GRP 246	WOOD IN CHIPS OR PARTICLES AND WOOD WASTE	36,233,708	1,558,336	-
GRP 247	WOOD IN THE ROUGH OR ROUGHLY SQUARED	7,834,000	401,963	-
GRP 251	PULP AND WASTE PAPER	13,818,294	188,199	1,164,672
GRP 263	COTTON	-	166,260	-
GRP 265	VEGETABLE TEXTILE FIBRES (OTHER THAN COTTON AND JUTE) RAW OR PROCESSED AND WASTE	-	1,190,193	-
GRP 266	SYNTHETIC FIBRES SUITABLE FOR SPINNING	-	173,862	-
GRP 269	WORN CLOTHING AND OTHER WORN TEXTILE ARTICLES ;RAGS	13,364,356	61,661,824	13,028,075
GRP 272	FERTILIZERS, CRUDE	1,176,697	66,490,323	-
GRP 273	STONE, SAND AND GRAVEL	17,788,201	14,630,270	1,422,790
GRP 274	SULPHUR AND UNROASTED IRON PYRITES	14,095	60,924	14,095
GRP 277	NATURAL ABRASIVES, N.E.S. (INCLUDING INDUSTRIAL DIAMONDS)	456,113	399,470	456,113
GRP 278	OTHER CRUDE MINERALS	50,007,388	125,841,287	44,305,989
GRP 281	IRON ORE AND CONCENTRATES	-	638,628,823	-
GRP 282	FERROUS WASTE AND SCRAP; REMELTING INGOTS OF IRON OR STEEL	103,271,578	3,533,257	314,631
GRP 285	ALUMINIUM ORES AND CONCENTRATES	9,100	56,975	9,100
GRP 287	ORES AND CONCENTRATES OF BASE METALS, N.E.S.	36,713	-	36,713
GRP 288	NON-FERROUS BASE METAL WASTE AND SCRAP, N.E.S.	86,245,337	87,508	560,616
GRP 289	ORES AND CONCENTRATES OF PRECIOUS METALS; WASTE	-	14,036	-

TABLE 8 (MODIFIED)		SABAH	(FINAL)		
		FOREIGN TRADE : COUNTRY WITH GROUP / DIV / & SECT.TOTALS			
GROUP / DIV / SECT		EXPORT & RE-EXPORTS RM FOB	IMPORTS RM CIF	RE EXPORTS RM FOB	
		JAN - DIS 2021	JAN - DIS 2021	JAN - DIS 2021	
GRP 291	CRUDE ANIMAL MATERIALS, N.E.S.	1,123,112	1,918,119	128,740	
GRP 292	CRUDE VEGETABLE MATERIALS, N.E.S.	47,038,092	33,637,210	443,734	
GRP 321	COAL, WHETHER OR NOT PULVERIZED, BUT NOT AGGLOMERATED	-	2,750	-	
GRP 322	BRIGUETTES, LIGNITE AND PEAT	15,330	3,388,426	15,330	
GRP 333	PETROLEUM OILS, CRUDE, AND CRUDE OILS OBTAINED FROM BITUMINOUS MINERALS	20,202,484,563	161	-	
GRP 342	LIQUEFIED PROPANE AND BUTANE	49,111	387,647,227	41,429	
GRP 343	NATURAL GAS, WHETHER OR NOT LIQUEFIED	3,021,865,147	4,262,422	1,797,033	
GRP 344	PETROLEUM GASES AND OTHER GASEOUS HYDRO-CARBONS, N.E.S.	14,216	107,357	14,216	
GRP 411	ANIMAL OILS AND FATS	68,489	163,545	68,489	
GRP 421	FIXED VEGETABLE OILS, 'SOFT', CRUDE, REFINED OR PURIFIED	4,775	13,255,301	4,775	
GRP 422	OTHER FIXED VEGETABLE OILS, FLUID OR SOLID, CRUDE, REFINED OR PURIFIED	17,991,972,729	376,304,937	4,560,372	
GRP 431	ANIMAL OR VEGETABLE OILS AND FATS, PROCESSED, AND WAXES OF ANIMAL OR VEGETABLE ORIGIN	2,296,178,278	13,560,629	43,000	
GRP 511	HYDROCARBONS, N.E.S. AND THEIR HALOGENATED, SULPHONATED, NITRATED OR NITROSATED DERIVATIVES	1,382,343	4,240,345	1,378,684	
GRP 512	ALCOHOLS, PHENOLS, PHENOL-ALCOHOLS, AND THEIR DERIVATIVES	3,626,460,534	59,342,740	16,161,315	
GRP 513	CARBOXYLIC ACIDS, ANHYDRIDES, HALIDES, PEROXIDES AND PEROXYACIDS AND DERIVATIVES	3,677,625	13,316,480	3,677,625	
GRP 514	NITROGEN-FUNCTION COMPOUNDS	938,989	42,847,320	930,615	
GRP 515	ORGANO-INORGANIC AND HETEROCYCLIC COMPOUNDS	171,323	21,687,852	171,323	
GRP 516	OTHER ORGANIC CHEMICALS	1,695,552	9,447,588	1,695,552	
GRP 522	INORGANIC CHEMICAL ELEMENTS, OXIDES AND HALOGEN SALTS	150,094,645	36,079,515	12,011,177	
GRP 523	METALLIC SALTS AND PEROXYSALTS, OF INORGANIC ACIDS	18,555,224	232,717,441	18,510,824	
GRP 524	OTHER INORGANIC CHEMICALS; ORGANIC AND INORGANIC COMPOUNDS OF PRECIOUS METALS	537,845	5,223,173	535,776	
GRP 525	RADIO-ACTIVE AND ASSOCIATED MATERIALS	2,183,586	6,729,075	2,183,586	
GRP 531	SYNTHETIC ORGANIC COLOURING MATTER AND COLOUR LAKES AND PREPARATIONS BASED THEREON	-	5,135,481	-	
GRP 532	DYEING AND TANNING EXTRACTS, AND SYNTHETIC TANNING MATERIALS	116,717	1,213,739	116,717	
GRP 533	PIGMENTS, PAINTS, VARNISHES AND RELATED MATERIALS	5,647,315	160,139,119	5,564,360	
GRP 541	MEDICINAL AND PHARMACEUTICAL PRODUCTS, OTHER THAN MEDICAMENTS OF GROUP 542	4,414,497	391,321,570	4,414,497	
GRP 542	MEDICAMENTS (INCLUDING VETERINARY MEDICAMENTS)	24,312,828	468,501,821	24,277,024	
GRP 551	ESSENTIAL OILS, PERFUME AND FLAVOUR MATERIALS	9,778,869	56,043,004	9,768,669	
GRP 553	PERFUMERY, COSMETICS AND TOILET PREPARATIONS	18,543,175	529,957,439	17,215,027	
GRP 554	SOAP, CLEANSING AND POLISHING PREPARATIONS	10,720,085	261,284,806	10,626,792	
GRP 562	FERTILIZERS, MANUFACTURED	2,059,506,082	1,324,829,028	14,449,160	
GRP 571	POLYMER OF ETHYLENE, IN PRIMARY FORMS	371,516	79,248,430	371,516	
GRP 572	POLYMER OF STYRENE, IN PRIMARY FORMS	161,936	14,874,493	57,055	
GRP 573	POLYMERS OF VINYL CHLORIDE, IN PRIMARY FORMS	5,532	9,025,416	5,532	
GRP 574	POLYACETALS, OTHER POLYETHERS AND EPOXIDE RESINS, IN PRIMARY FORMS	239,272	57,767,931	197,276	

TABLE 8 (MODIFIED)

SABAH (FINAL)

FOREIGN TRADE : COUNTRY WITH GROUP / DIV / & SECT.TOTALS

GROUP / DIV / SECT		EXPORT & RE-EXPORTS RM FOB JAN - DIS 2021	IMPORTS RM CIF JAN - DIS 2021	RE EXPORTS RM FOB JAN - DIS 2021
GRP 575	OTHER PLASTICS, IN PRIMARY FORMS	33,410,311	62,221,206	11,644,768
GRP 579	WASTE, PARINGS AND SCRAP, OF PLASTICS	4,816,839	609,897	-
GRP 581	TUBES, PIPES AND HOSES OF PLASTICS	3,777,884	72,115,863	2,130,500
GRP 582	PLATES, SHEETS, FILM, COIL AND STRIP OF PLASTICS	2,650,968	63,017,214	2,369,182
GRP 583	MONOFILAMENT, RODS, STICKS AND PROFILE SHAPES, OF PLASTICS	68,267	968,791	68,267
GRP 591	DISINFECTANTS, INSECTICIDES, FUNGICIDES, WEED KILLERS, ANTI-SPROUTING PRODUCTS, ETC.	4,121,572	229,558,102	4,115,272
GRP 592	STARCHES, INULIN AND WHEAT GLUTEN; ALBUMINOIDAL SUBSTANCES; GLUES	3,569,609	35,280,911	851,170
GRP 593	EXPLOSIVES AND PYROTECHNIC PRODUCTS	4,663,045	4,283,389	4,663,045
GRP 597	PREPARED ADDITIVES FOR MINERAL OILS; LUBRICATING PREPARATIONS	15,253,718	44,305,089	15,253,718
GRP 598	MISCELLANEOUS CHEMICAL PRODUCTS, N.E.S.	67,120,048	296,918,686	33,605,843
GRP 599	RESIDUAL PRODUCTS OF THE CHEMICAL OR ALLIED INDUSTRIES, N.E.S.; MUNICIPAL WASTE; SEWAGE SLUDGE OTHER WASTES	6,389,427	1,927,779	-
GRP 612	MANUFACTURES OF LEATHER OR OF COMPOSITION LEATHER, N.E.S. SADDLERY, HARNESS	39,767	437,563	39,767
GRP 621	MATERIALS OF RUBBER	18,753,909	24,001,416	18,748,012
GRP 625	RUBBER TYRES, INTERCHANGEABLE TRYE TREADS, INNER TUBES AND TYRE FLABS	1,189,834	332,690,180	1,166,204
GRP 629	ARTICLES OF RUBBER, N.E.S	14,762,046	31,433,752	14,587,739
GRP 634	VENEERS, PLYWOOD, PARTICLE BOARD, AND OTHER WOOD, WORKED, N.E.S.	869,730,586	83,001,731	18,535
GRP 635	WOOD MANUFACTURES, N.E.S.	11,951,775	22,699,879	402,205
GRP 641	PAPER AND PAPERBOARD	8,952,202	107,787,409	446,836
GRP 642	PAPER AND PAPERBOARD, CUT TO SIZE OR SHAPE, AND ARTICLES OF PAPER OR PAPERBOARD	3,832,683	366,008,646	2,402,619
GRP 651	TEXTILE YARN	648,737	4,992,530	648,737
GRP 652	COTTON FABRIC, WOVEN (EXCL. NARROW OR SPECIAL FABRICS)	489,216	14,889,477	489,216
GRP 653	FABRICS, WOVEN, OF MAN-MADE TEXTILE MATERIALS (NOT INCLUDING NARROW OR SPECIAL FABRICS)	179,769	21,491,290	179,769
GRP 654	TEXTILE FABRICS, WOVEN	31,858	1,662,351	31,858
GRP 655	KNITTED OR CROCHETED FABRICS (INCLUDING TUBULAR KNIT, PILE AND OPEN-WORK FABRICS)	-	590,104	-
GRP 656	TULLES, LACE, EMBROIDERY, RIBBONS, TRIMMINGS AND OTHER SMALL WARES	8,420	1,959,233	5,900
GRP 657	SPECIAL YARNS, TEXTILE FABRICS AND RELATED PRODUCTS	3,832,610	59,325,307	3,806,053
GRP 658	MADE-UP ARTICLES, WHOLLY OR CHIEFLY OF TEXTILE MATERIALS, N.E.S.	3,371,086	83,696,078	3,339,497
GRP 659	FLOOR COVERINGS, ETC.	335,135	21,045,576	335,135
GRP 666	POTTERY	73,393	5,625,082	69,995
GRP 662	CLAY CONSTRUCTION MATERIALS AND REFRACTORY CONSTRUCTION MATERIALS	203,179	102,444,764	164,680
GRP 663	MINERAL MANUFACTURES, N.E.S.	3,682,268	71,431,056	2,365,618
GRP 664	GLASS	3,301,243	38,690,839	1,167,843
GRP 665	GLASSWARE	1,389,026	12,952,070	1,367,836
GRP 666	POTTERY	73,393	5,625,082	69,995
GRP 667	PEARLS, PRECIOUS AND SEMI-PRECIOUS STONES, UNWORKED OR WORKED	140,795	77,164	140,795

TABLE 8 (MODIFIED)

SABAH (FINAL)

FOREIGN TRADE : COUNTRY WITH GROUP / DIV / & SECT.TOTALS

GROUP / DIV / SECT		EXPORT & RE-EXPORTS RM FOB JAN - DIS 2021	IMPORTS RM CIF JAN - DIS 2021	RE EXPORTS RM FOB JAN - DIS 2021
GRP 671	PIG IRON, SPIEGELEISEN, SPONGE IRON, IRON OR STEEL GRANULES AND POWDERS AND FERRO-ALLOYS	752,561,064	6,950,641	-
GRP 672	INGOTS AND OTHER PRIMARY FORMS, OF IRON OR STEEL	-	21,857,092	-
GRP 673	FLAT-ROLLED PRODUCTS, OF IRON OR NON-ALLOY STEEL, NOT CLAD, PLATED OR COATED	143,069	112,960,013	143,069
GRP 674	FLAT-ROLLED PRODUCTS, OF IRON OR NON-ALLOY STEEL, CLAD, PLATED OR COATED	45,484,021	263,168,321	12,995,461
GRP 675	FLAT-ROLLED PRODUCTS OF ALLOY STEEL	448,365	153,488,760	448,365
GRP 676	IRON AND STEEL BARS, RODS, ANGLES, SHAPES AND SECTIONS (INCLUDING SHEET PILING)	2,882,678	350,093,146	2,852,432
GRP 677	RAILS AND RAILWAY TRACK CONSTRUCTION MATERIAL, OF IRON OR STEEL	-	415,905	-
GRP 678	WIRE OF IRON OR STEEL	238,266	20,218,877	234,786
GRP 679	TUBES, PIPES AND HOLLOW PROFILES, AND TUBES OR PIPE FITTINGS, OF IRON OR STEEL	241,991,302	444,303,815	165,096,466
GRP 682	COPPER (INCLUDING ALLOYS)	318,632	5,798,609	318,632
GRP 683	NICKEL (INCLUDING ALLOYS)	146,372	1,598,862	146,372
GRP 684	ALUMINIUM (INCLUDING ALLOYS)	7,872,763	39,811,344	247,832
GRP 686	ZINC (INCLUDING ALLOYS)	314,870	4,893,133	314,870
GRP 689	MISCELLANEOUS NON-FERROUS BASE METALS EMPLOYED IN METALLURGY AND CERMETS	295,200	601,400	295,200
GRP 691	STRUCTURES AND PARTS OF STRUCTURES, N.E.S., OF IRON, STEEL OR ALUMINIUM	12,605,491	131,936,015	12,386,332
GRP 692	METAL CONTAINERS FOR STORAGE OR TRANSPORT	3,186,925	24,662,929	2,829,636
GRP 693	WIRE PRODUCTS (EXCLUDING INSULATED ELECTRICAL WIRING) AND FENCING GRILLS	6,112,654	44,532,866	6,087,837
GRP 694	NAILS, SCREWS, NUTS, BOLTS, RIVETS AND THE LIKE, OF IRON, STEEL, COPPER OR ALUMINIUM	5,829,765	51,764,409	5,822,488
GRP 695	TOOLS FOR USE IN THE HAND OR IN MACHINES	68,197,398	189,582,463	66,969,222
GRP 696	CUTLERY	57,937	12,251,638	57,937
GRP 697	HOUSEHOLD EQUIPMENT OF BASE METAL, N.E.S.	1,086,202	97,987,775	1,086,202
GRP 699	MANUFACTURES OF BASE METAL, N.E.S.	26,777,463	226,007,363	26,535,811
GRP 711	STEAM OR OTHER VAPOUR GENERATING BOILERS, SUPERHEATED WATER BOILERS, AND AUXILIARY PLANT FOR USE THEREWITH; AND PARTS THEREOF	1,922,787	30,261,604	1,922,787
GRP 712	STEAM TURBINES AND OTHER VAPOUR TURBINES, AND PARTS THEREOF, N.E.S.	1,780,435	14,340,264	1,780,435
GRP 713	INTERNAL COMBUSTION PISTON ENGINES, AND PARTS THEREOF, N.E.S.	18,304,696	91,252,706	17,623,364
GRP 714	ENGINES AND MOTORS, NON-ELECTRIC, AND PARTS, N.E.S.	8,990,836	29,990,355	8,990,836
GRP 716	ROTATING ELECTRIC PLANT AND PARTS THEREOF, N.E.S.	20,115,326	64,131,117	20,112,110
GRP 718	OTHER POWER GENERATING MACHINERY AND PARTS THEREOF, N.E.S.	4,951,495	15,158,481	4,951,495
GRP 721	AGRICULTURAL MACHINERY (EXCLUDING TRACTORS) AND PARTS THEREOF	423,585	35,480,738	423,585
GRP 722	TRACTORS, WHETHER OR NOT FITTED WITH POWER TAKE OFFS, WINCHES OR PULLEYS	2,504,945	41,383,087	2,504,945
GRP 723	CIVIL ENGINEERING AND CONTRACTORS' PLANT AND EQUIPMENT	266,508,396	575,796,733	266,501,262
GRP 724	TEXTILE AND LEATHER MACHINERY, AND PARTS THEREOF, N.E.S.	2,948,353	37,728,996	2,948,353
GRP 725	PAPER MILL AND PULP MILL MACHINERY, PAPER CUTTING MACHINES AND OTHER MACHINERY FOR THE MANUFACTURE OF PAPER ARTICLES; PARTS THEREOF	78,250	8,468,998	78,250
GRP 726	PRINTING AND BOOKBINDING MACHINERY, AND PARTS THEREOF	62,074	7,873,132	62,074

TABLE 8 (MODIFIED)

SABAH (FINAL)

FOREIGN TRADE : COUNTRY WITH GROUP / DIV / & SECT.TOTALS

GROUP / DIV / SECT		EXPORT & RE-EXPORTS RM FOB JAN - DIS 2021	IMPORTS RM CIF JAN - DIS 2021	RE EXPORTS RM FOB JAN - DIS 2021
GRP 727	FOOD-PROCESSING MACHINES (EXCLUDING DOMESTIC)	862,762	29,113,375	862,762
GRP 728	OTHER MACHINERY AND EQUIPMENT SPECIALIZED FOR PARTICULAR INDUSTRIES, AND PARTS THEREOF, N.E.S.	72,879,989	316,015,496	72,703,355
GRP 731	MACHINE-TOOLS WORKING BY REMOVING METAL OR OTHER MATERIAL	8,488,207	16,541,954	8,488,207
GRP 733	MACHINE-TOOLS FOR WORKING METAL, SINTERED METAL CARBIDES OF CERMETS, WITHOUT REMOVING MATERIAL	614,994	8,754,043	614,994
GRP 735	PARTS, N.E.S AND ACCESSORIES FOR USE WITH MACHINES FALLING WITHIN GRP 731 AND 733	2,307,816	38,718,518	2,307,816
GRP 737	METALWORKING MACHINERY (OTHER THAN MACHINE TOOLS), AND PARTS THEROF, N.E.S.	3,754,507	24,284,178	3,750,347
GRP 741	HEATING AND COOLING EQUIPMENT AND PARTS THEREOF, N.E.S.	13,693,350	249,299,815	13,693,350
GRP 742	PUMPS FOR LIQUIDS, LIQUID ELEVATORS AND PARTS	42,770,106	96,468,348	42,764,106
GRP 743	PUMPS (OTHER THAN PUMPS FOR LIQUIDS) AND COMPRESSORS AND FANS; CENTRIFUGES; FILTERING OR PURIFYING APPARATUS	69,543,743	417,210,842	69,543,743
GRP 744	MECHANICAL HANDLING EQUIPMENT, AND PARTS THEREOF, N.E.S.	41,349,027	167,295,262	41,349,027
GRP 745	OTHER NON-ELECTRICAL MACHINERY, TOOLS AND MECHANICAL APPARATUS, AND PARTS THEREOF, N.E.S.	6,939,670	128,794,212	6,937,600
GRP 746	BALL OR ROLLER BEARINGS	3,451,106	33,179,184	3,448,284
GRP 747	TAPS, COCKS, VALVES AND SIMILAR APPLIANCE	76,378,342	200,613,651	76,370,108
GRP 748	TRANSMISSION SHAFTS AND CRANKS; BEARING HOUSINGS AND PARTS THEREOF	14,421,252	44,069,308	14,421,252
GRP 749	NON-ELECTRIC PARTS AND ACCESSORIES OF MACHINERY, N.E.S.	19,780,108	80,315,462	19,771,577
GRP 751	OFFICE MACHINES	1,617,476	39,202,281	1,617,476
GRP 752	AUTOMATIC DATA PROCESSING MACHINES AND UNITS THEREOF	7,660,050	168,504,966	7,649,104
GRP 759	PARTS AND ACCESSORIES FOR USE WITHIN GROUPS 751 AND 752	4,158,701	77,415,884	4,148,701
GRP 761	TELEVISION RECEIVERS WITH RADIO-BROADCAST RECEIVERS, SOUND RECORDERS OR REPRODUCERS	1,889,829	139,629,301	1,889,829
GRP 762	RADIO-BROADCAST RECEIVERS WITH SOUND RECORDERS OR REPRODUCERS	138,189	6,194,388	138,189
GRP 763	SOUND RECORDERS OR REPRODUCERS; TELEVISION IMAGE AND SOUND RECORDERS OR REPRODUCERS; PREPARED UNRECORDED MEDIA	27,230	2,265,491	27,230
GRP 764	TELECOMMUNICATIONS EQUIPMENTS, N.E.S.; THEIR PARTS, AND ACCESSORIES USED IN DIVISION 76	16,992,246	703,430,994	16,978,695
GRP 771	ELECTRIC POWER MACHINERY (OTHER THAN ROTATING ELECTRIC PLANT), AND PARTS THEREOF	10,766,835	61,250,825	10,182,779
GRP 772	ELECTRICAL APPARATUS, RESISTOR, SWITHBOARD AND CONTROL PANELS N.E.S., AND PARTS N.E.S.	27,292,774	164,920,007	27,254,700
GRP 773	EQUIPMENT FOR DISTRIBUTING ELECTRICITY, N.E.S.	13,052,991	208,164,189	13,052,991
GRP 774	ELECTRO-DIAGNOSTIC APPARATUS FOR MEDICAL, SURGICAL, DENTAL OR VETERINARY SCIENCES AND RADIOLOGICAL APPARATUS	3,810,644	43,763,998	3,808,484
GRP 775	HOUSEHOLD TYPE, ELECTRICAL AND NON-ELECTRICAL EQUIPMENT, N.E.S.	2,549,565	392,143,004	2,549,565
GRP 778	ELECTRICAL MACHINERY AND APPARATUS, N.E.S.	22,771,677	252,761,484	21,321,228
GRP 781	MOTOR CARS AND OTHER MOTOR VEHICLES FOR THE TRANSPORT OF PERSONS	286,565,053	2,201,177,822	286,565,053
GRP 782	MOTOR VEHICLES FOR THE TRANSPORT OF GOODS AND SPECIAL PURPOSE MOTOR VEHICLES	40,016,950	916,399,864	40,016,950
GRP 783	ROAD MOTOR VEHICLES, N.E.S	3,063,255	40,308,467	3,063,255
GRP 784	PARTS AND ACCESSORIES, OF THE MOTOR VEHICLES FALLING WITHIN GROUP 722, 781, 782 OR 783	17,381,046	483,278,325	17,342,806
GRP 785	MOTORCYCLES, AND CYCLES, MOTORIZED AND NON-MOTORIZED; INVALID CARRIAGES	13,375,083	341,362,893	13,375,083

TABLE 8 (MODIFIED)

SABAH (FINAL)

FOREIGN TRADE : COUNTRY WITH GROUP / DIV / & SECT.TOTALS

GROUP / DIV / SECT	EXPORT & RE-EXPORTS RM FOB JAN - DIS 2021	IMPORTS RM CIF JAN - DIS 2021	RE EXPORTS RM FOB JAN - DIS 2021
GRP 786 TRAILERS AND SEMI-TRAILERS; OTHER VEHICLES, NOT MECHANICALLY PROPELLED; SPECIALLY DESIGNED AND EQUIPPED TRANSPORT CONTAINERS	707,600	40,153,814	707,600
GRP 791 RAILWAY VEHICLES (INCLUDING HOVERTRAINS) AND ASSOCIATED EQUIPMENT	9,769	16,583,412	9,769
GRP 792 AIRCRAFT AND ASSOCIATED EQUIPMENT, SPACECRAFTS AND SPACECRAFT LAUNCH VEHICLES AND PARTS	21,764,801	38,308,050	21,724,801
GRP 793 SHIPS, BOATS (INCLUDING HOVERCRAFT) AND FLOATING STRUCTURES	4,690,278	24,066,271	4,668,651
GRP 811 PREFABRICATED BUILDINGS	5,161,509	15,553,133	5,154,421
GRP 812 SANITARY, PLUMBING AND HEATING FIXTURES AND FITTINGS, N.E.S.	360,407	18,627,597	356,007
GRP 813 LIGHTING FIXTURES AND FITTINGS, N.E.S.	2,785,742	43,528,598	2,540,878
GRP 821 FURNITURE AND PARTS THEREOF	11,058,514	292,759,270	4,510,849
GRP 831 TRAVEL GOODS, HANDBAGS AND SIMILAR CONTAINERS	802,020	44,854,095	796,162
GRP 841 MEN'S OR BOYS' COATS, CAPES, JACKETS, SUITS, BLAZERS, TROUSERS, UNDERWEAR, ETC., OF TEXTILE FABRICS, NOT KNITTED OR CROCHETED	627,001	60,020,785	624,567
GRP 842 WOMEN'S AND GIRLS' COATS, CAPES, JACKETS, SUITS, BLAZERS, TROUSERS, SHORTS AND SIMILAR ARTICLES OF TEXTILE FABRICS, NOT KNITTED OR CROCHETED	1,967,904	54,845,342	1,948,841
GRP 843 MEN'S OR BOYS' COATS, CAPES, JACKETS, SUITS, BLAZERS, TROUSERS, SHORTS AND SIMILAR ARTICLES OF TEXTILE FABRICS, KNITTED OR CROCHETED	19,741	12,820,798	19,741
GRP 844 WOMEN'S AND GIRLS' COATS, CAPES, JACKETS, SUITS, BLAZERS, TROUSERS, SHORTS AND SIMILAR ARTICLES OF TEXTILE FABRICS, KNITTED OR CROCHETED	212,131	29,852,148	212,131
GRP 845 ARTICLES OF APPAREL, OF TEXTILE FABRICS, WHETHER OR NOT KNITTED OR CROCHETED, N.E.S.	9,553,334	226,832,725	9,428,509
GRP 846 CLOTHING ACCESSORIES, OF TEXTILE FABRICS, WHETHER OR NOT KNITTED OR CROCHETED	2,251,834	29,472,519	2,251,834
GRP 848 ARTICLES OF APPAREL AND CLOTHING ACCESSORIES OF OTHER THAN TEXTILE FABRICS, HEADGEAR OF ALL MATERIALS	869,590	29,684,230	865,258
GRP 851 FOOTWEAR	3,057,448	101,324,951	2,935,060
GRP 871 OPTICAL INSTRUMENTS AND APPARATUS, N.E.S.	1,896,069	1,938,605	1,896,069
GRP 872 MEDICAL INSTRUMENTS AND APPLIANCES, N.E.S.	12,333,858	148,407,038	12,223,962
GRP 873 METERS AND COUNTERS, N.E.S.	1,129,365	12,534,923	1,129,365
GRP 874 MEASURING, CHECKING, ANALYSING AND CONTROLLING INSTRUMENTS AND APPARATUS N.E.S.	195,559,802	293,901,814	194,228,455
GRP 881 PHOTOGRAPHIC APPARATUS AND EQUIPMENT, N.E.S.	792,926	6,595,795	792,926
GRP 882 PHOTOGRAPHIC AND CINEMATOGRAPHIC SUPPLIES	26,056	2,158,243	26,056
GRP 884 OPTICAL GOODS, N.E.S.	470,489	3,868,491	468,352
GRP 885 WATCHES AND CLOCKS	1,173,179	37,808,886	1,173,179
GRP 891 ARMS AND AMMUNITION	195,350	1,882,296	195,350
GRP 892 PRINTED MATTER	14,694,815	103,943,734	14,655,029
GRP 893 ARTICLES, N.E.S OF PLASTICS	19,336,057	616,464,833	11,551,047
GRP 894 BABY CARRIAGES, TOYS, GAMES AND SPORTING GOODS	1,770,690	205,548,541	1,770,690
GRP 895 OFFICE AND STATIONARY SUPPLIES, N.E.S.	122,531	14,570,382	122,531
GRP 896 WORKS OF ART, COLLECTORS' PIECES AND ANTIQUES	102,851	2,905,386	71,592

TABLE 8 (MODIFIED)

SABAH (FINAL)

FOREIGN TRADE : COUNTRY WITH GROUP / DIV / & SECT.TOTALS

GROUP / DIV / SECT		EXPORT & RE-EXPORTS RM FOB JAN - DIS 2021	IMPORTS RM CIF JAN - DIS 2021	RE EXPORTS RM FOB JAN - DIS 2021
GRP 897	JEWELLERY, GOLDSMITHS' AND SILVERSMITHS' WARES AND OTHER ARTICLES OF PRECIOUS OR SEMI-PRECIOUS MATERIALS, N.E.S.	14,709,428	171,242,093	14,703,836
GRP 898	MUSICAL INSTRUMENTS AND PARTS AND ACCESSORIES THEREOF	331,324	13,619,665	331,324
GRP 899	MISCELLANEOUS MANUFACTURED ARTICLES, N.E.S.	1,437,414	39,574,237	1,333,308
GRP 931	SPECIAL TRANSACTIONS AND COMMODITIES	30,023,630	99,836,299	24,968,131
GRP 961	COIN, EXCEPT GOLD COIN, UNISSUED	-	13,090,483	-
GRP 971	GOLD, NON-MONETARY	-	712,318	-
TOTAL		55,664,567,528	31,570,249,968	2,285,142,693

BAHAGIAN III
PART III

NOTA KETERANGAN
EXPLANATORY NOTES

NOTA KETERANGAN

1. PENGENALAN

Penerbitan Perangkaan Perdagangan Luar Negeri, Sabah bagi tahun 2022 mengandungi maklumat perdagangan bagi **tahun rujukan 2021**. Penerbitan ini (Jadual-Jadual & Ringkasan) memaparkan nilai eksport, import dan eksport semula berdasarkan *Standard International Trade Classification, Revision 4, (SITC Rev. 4)*, mengikut seksyen, bahagian dan kumpulan barangan, negara asal dan yang dituju serta barangan utama/ terpilih.

2. OBJEKTIF

Objektif utama penyusunan perangkaan perdagangan luar negeri Sabah ialah untuk membekalkan maklumat tentang prestasi perdagangan Sabah dengan Semenanjung Malaysia, Sarawak dan negara-negara lain di dunia dari segi volum, nilai dan nilai unit purata barangan. Justeru itu, perangkaan perdagangan menjadi alat bagi membantu kerajaan dalam menggubal dasar dan memantau prestasi ekonomi serta juga untuk perancangan pembangunan negara. Maklumat tersebut boleh juga digunakan oleh pihak swasta serta orang perseorangan bagi tujuan tertentu seperti membuat unjuran dan analisis ekonomi.

3. BIDANG DAN LIPUTAN

- 3.1 Perangkaan perdagangan luar yang terkandung dalam penerbitan ini meliputi seluruh Negeri Sabah. Untuk tujuan penerbitan ini, perkataan **Sabah** meliputi **Negeri Sabah termasuk Wilayah Persekutuan Labuan**.
- 3.2 Sabah menggunakan 'sistem perdagangan umum' dalam penyusunan perangkaan perdagangan luar negeri. Di bawah sistem ini, sempadan negeri digunakan sebagai sempadan perangkaan. Semua barang yang dibawa masuk atau keluar dari Sabah (selain pengecualian yang disebutkan di para 11) direkodkan, sama ada barangan itu tertakluk kepada kelulusan tertentu ataupun tidak. Barangan yang dibawa masuk atau keluar dari gudang-gudang simpanan kastam, Zon Perdagangan Bebas dan Zon Bebas direkodkan di dalam perangkaan ini.
- 3.3 Butir-butir tentang kapal dan kapal terbang dagangan dan persendirian turut **diambil kira** jika ia diimport atau dieksport sebagai barang yang dibeli, dijual atau disewa (*finansial*) tidak kira sama ada ia tiba atau berlepas dengan kuasanya sendiri.

4. SUMBER DATA

- 4.1 Pengikraran import dan eksport (*hard/ soft copy*) yang diluluskan oleh Jabatan Kastam Diraja Malaysia (JKDM).
- 4.2 Keterangan mengenai pengiriman bungkusan pos/ *courier* yang dibekalkan oleh JKDM dan Pos Malaysia Berhad.

- 4.3 Penyata dan pengikraran eksport mengenai *bunkers* dan *stores* yang dibekalkan kepada kapal terbang yang dikeluarkan/diluluskan oleh syarikat-syarikat petroleum.
- 4.4 Penyata penjualan barangan yang dibekalkan oleh pengusaha-pengusaha Kedai Bebas Cukai.

5. KONSEP DAN DEFINISI

- 5.1 Berkuatkuasa dari bulan rujukan **Januari 2012**, konsep dan definisi yang digunapakai untuk menyusun perangkaan ini berdasarkan ***International Merchandise Trade Statistics: Concepts and Definitions 2010 (IMTS 2010)*** yang dikeluarkan oleh Pertubuhan Bangsa-Bangsa Bersatu.

5.2 Import

Sesuatu barang dianggap sebagai import apabila ia dibawa **masuk** ke Sabah, sama ada terus ataupun disimpan di gudang-gudang yang dikawal tanpa mengira sama ada barang tersebut adalah untuk kegunaan sendiri, diproses, digunakan dalam perkilangan ataupun untuk dieksport semula ke negara lain.

5.3 Eksport

Sesuatu barang (keluaran atau buatan tempatan atau diimport untuk dieksport semula) dianggap sebagai eksport apabila ia dibawa **keluar** dari Sabah.

5.4 Eksport Domestik

Sesuatu barang (keluaran atau buatan tempatan) dianggap sebagai eksport domestik apabila ia dibawa **keluar** dari Sabah.

5.5 Eksport Semula

Sesuatu barang dianggap sebagai eksport semula apabila ia dibawa **keluar** dari Sabah dalam keadaan seperti mana ia **diimport** tanpa mengalami sebarang **perubahan rupa**. Proses membungkus semula, menyisih atau menggred tidak dikira sebagai satu proses perubahan rupa.

5.6 Imbangan Perdagangan

Imbangan Perdagangan ialah perbezaan antara nilai eksport dan import. Apabila eksport melebihi import **lebih** direkodkan manakala **defisit** pula dicatatkan apabila import melebihi eksport.

6. ASAS PENILAIAN

- 6.1 **Perjanjian *World Trade Organization (WTO)* ke atas Penilaian** digunakan sebagai asas penilaian untuk semua transaksi barangan.
- 6.2 **Nilai** ditunjukkan dalam Ringgit Malaysia kecuali data yang terdapat dalam carta-carta dan jadual-jadual ringkasan di mana nilai adalah seperti yang dinyatakan.

- 6.3 **Import** dinilai mengikut **c.i.f. (cost, insurance and freight – kos, insuran dan tambang)**, iaitu nilai barangan di pasaran di sempadan perangkaan/kastam negara pengimport termasuk semua perbelanjaan insuran dan tambang semasa dalam perjalanan **tetapi** kos pemunggahan dari alat pengangkutan tidak diambil kira **kecuali** kos tersebut ditanggung sendiri oleh pengangkut.
- 6.4 **Eksport** dinilai mengikut **f.o.b. (free on board)**, iaitu nilai barangan di pasaran di sempadan perangkaan/kastam negara pengeksport termasuk semua perbelanjaan pengangkutan ke sempadan tersebut, duti eksport dan duti lain yang perlu dibayar serta kos untuk memunggah barang ke atas alat pengangkutan **kecuali** kos terakhir itu ditanggung sendiri oleh pengangkut.

7. KLASIFIKASI BARANG DAGANGAN

- 7.1 *Harmonised Commodity Description and Coding System 2017 (HS2017)* yang juga dikenali sebagai Perintah Duti Kastam 2017 (PDK 2017) telah dilaksanakan mulai bulan rujukan April 2017 untuk memproses Perangkaan Perdagangan Luar Negeri (barangan). Klasifikasi tunggal ini menggantikan dua klasifikasi iaitu *Harmonised Commodity Description and Coding System 2012 (HS 2012)* dan *ASEAN Harmonised Tariff Nomenclature 2012 (AHTN 2012)* yang digunapakai daripada Januari 2013 sehingga Mac 2017. Walau bagaimanapun, bagi pengkelasan mengikut *Standard International Trade Classification (S.I.T.C.), S.I.T.C. Rev. 4* dengan beberapa pindaan masih digunapakai.
- 7.2 Selepas perbincangan dan perundingan dengan Lembaga Minyak Sawit Malaysia (MPOB), pilihan kod untuk minyak kelapa sawit dan hasil keluaran berasaskan minyak kelapa sawit adalah berdasarkan minyak kelapa sawit tulen dan hasil keluaran berasaskan minyak kelapa sawit serta kod-kod yang berasaskan minyak kelapa sawit dan hasil keluaran berasaskan minyak kelapa sawit (melebihi 50 peratus).

8. VOLUM

Volum merupakan berat bersih atau ukuran lain bagi barangan itu, tidak termasuk kontena. Jika satu-satu barangan itu terdiri daripada pelbagai jenis yang mana satu unit ukuran am tidak boleh digunakan, maka hanya nilai sahaja ditunjukkan.

9. NEGARA ASAL DAN YANG DITUJU

- 9.1 **Import** dikelaskan mengikut negara asal barangan, iaitu negara di mana barangan itu dibentuk dengan lengkap seperti mana ia diimport masuk ke dalam Sabah. Bagi barangan melalui Singapura, jika maklumat negara asalnya tidak dapat ditentukan, maka import berkenaan dimasukkan di bawah nilai import dari Singapura, iaitu di bawah kategori yang sama seperti barangan yang dibuat di Singapura.
- 9.2 **Import barangan terpakai** adalah dianggap berasal dari negara yang menghantarnya jikalau negara asalnya tidak dapat ditentukan.

- 9.3 **Eksport** dikelaskan mengikut negara yang dituju, iaitu negara di mana barangan itu dijangka akan digunakan; berdasarkan sejauh mana maklumat ini dapat ditentukan pada masa ia dieksport. Bagi barangan yang dihantar dengan *optional bill of lading*, negara di mana pelabuhan pertama diketahui akan dikira sebagai negara yang dituju. Bagi barangan yang dieksport melalui Singapura, jika maklumat mengenai negara yang ditujunya tidak dapat ditentukan, maka eksport berkenaan adalah dimasukkan di bawah nilai eksport ke Singapura, iaitu di bawah kategori yang sama seperti barangan yang digunakan di Singapura.
- 9.4 **Bagi bunkers dan stores yang dibekalkan kepada kapal dan kapal terbang**, negara yang dituju ditentukan mengikut negara di mana operator kapal atau kapal terbang tersebut menetap.

10. TRANSAKSI BERNILAI RENDAH (TBR)

Semua transaksi tunggal yang bernilai 'bawah RM2,000', kecuali bagi barangan terpilih dan perdagangan 'Barter', akan diagregatkan kepada kod penjenisannya masing-masing. Mana-mana transaksi dengan nilai agregatnya 'bawah RM2,000' akan dijeniskan semula di bawah kod umum iaitu HS 9800000090 atau SITC 931000990. Senarai barangan terpilih adalah seperti dalam **Lampiran A**.

11. PENGECUALIAN

Barang-barang yang tidak termasuk dalam perangkaan perdagangan luar negeri adalah:-

- 11.1 barangan transit, iaitu pengangkutan barangan di bawah kawalan kastam dari sebuah stesen kastam ke sebuah stesen kastam yang lain. Misalnya, pergerakan barangan dari Brunei Darussalam ke Singapura melalui Sabah dan pergerakan barangan dari sebuah zon bebas ke sebuah zon bebas yang lain di Sabah. Barang dalam transit yang diliputi *through bills of lading/air-way bills* juga termasuk di bawah kategori ini;
- 11.2 barangan pindah kapal, iaitu pemindahan barangan di bawah kawalan pihak yang berkuasa, dari satu alat pengangkutan yang digunakan untuk pengimportan kepada satu alat pengangkutan lain yang digunakan untuk pengeksportan **dalam** kawasan kawalan pihak berkuasa yang sama. Stesen ini merupakan stesen pengimportan dan juga pengeksportan. Misalnya, barangan dari Filipina yang dibawa masuk ke kawasan kastam Kota Kinabalu yang semata-mata bertujuan untuk dihantar ke negara ketiga (misalnya ke Hong Kong);
- 11.3 emas (kewangan) (HS: 7108.20.00.00) dan wang kertas serta duit syiling yang sudah digunakan (HS: 4907.00.10.00);
- 11.4 barangan yang diimport dan dieksport oleh, atau bagi pihak perkhidmatan diplomatik dan Angkatan Tentera Bukan Malaysia;
- 11.5 filem wayang untuk disewa;
- 11.6 senjata tentera dan kenderaan tentera seperti kapal laut, kapal terbang dan trak serta alat ganti dan aksesori dan dokumen teknikal yang diimport atau dieksport oleh, atau bagi pihak Angkatan Tentera Malaysia (biasanya dilaporkan di bawah HS *Chapters* 49, 84, 85, 87, 88, 89 dan 93);

- 11.7 kemasukan barangan untuk sementara waktu dan ia tertakluk kepada pengeksporan semula dalam keadaan yang sama. Barangan ini diimport untuk tujuan tertentu dan dieksport semula dalam masa yang telah ditentukan tanpa mengalami sebarang perubahan, kecuali susut nilai yang biasa. Contohnya, binatang dan motokar bagi pertunjukkan sarkas, perlumbaan, pertandingan dan pameran serta peralatan-peralatan bunyi untuk pertunjukkan muzikal;
- 11.8 *barges (lash)* yang digunakan untuk mengangkut kargo dari kapal ke pantai atau sebaliknya;
- 11.9 ikan dan hasil laut lain yang mendarat terus dari laut. Ia dibawa oleh kapal laut yang berdaftar di Malaysia;
- 11.10 bekas untuk menyimpan sesuatu barang/benda, silinder, botol dan seumpamanya yang dinyatakan sebagai 'dikembalikan' (HS: 3923.10.10.00, 3923.10.90.10, 3923.10.90.90, 7010.90.91.00, 7010.90.99.00, 7612.10.00.00, 7612.90.90.00 dan *sub-chapters* 7310, 7311 & 8609);
- 11.11 bekalan dan minyak yang dibekalkan kepada kapal laut dan kapal terbang yang dikendalikan oleh operator yang menetap di Malaysia (HS: 9800.00.00.94, 9800.00.00.95, 9800.00.00.96, 9800.00.00.97);
- 11.12 semua sampel, pemberian dan bahan untuk ujian atau analisa tanpa mengira nilai transaksi yang terlibat (HS: 9800.00.00.60);
- 11.13 tiket Loteri dan *Toto*;
- 11.14 **disket atau CD-ROM** yang mengandungi perisian komputer dan/atau data, dibuat mengikut pesanan, **audio dan videotapes** yang mengandungi perakaman asal dan **customised blueprints, dll.**;
- 11.15 barangan di bawah **pajakan pengendalian** (*operational lease*); dan
- 11.16 barangan untuk **dibaiki** .

12. KEMASKINI TERHADAP NEGARA-NEGARA KESATUAN EROPAH (EU)

Bermula 1 Februari 2020, United Kingdom secara rasminya meninggalkan EU. Perkembangan ini telah diambilkira di dalam penerbitan mulai bulan Februari 2020 dan seterusnya.

13. **PERDAGANGAN ANTARA KAWASAN**

Angka perdagangan luar negeri Sabah **termasuk** perdagangan antara kawasan iaitu, antara Sabah, Sarawak dan Semenanjung Malaysia.

14. **KEPERLUAN KERAHSIAAN**

Data perdagangan telah disusun di bawah peruntukan **Akta Perangkaan 1965 (Disemak-1989)**. Akta ini mensyaratkan bahawa kandungan penyata individu adalah **SULIT**. Selaras dengan peruntukan tersebut, hanya angka agregat diterbitkan.

15. **PEMBUNDARAN**

Jumlah-jumlah kecil, apabila dicampurkan, **mungkin** tidak bersamaan dengan jumlah besar disebabkan oleh pembundaran.

16. **SIMBOL DAN SINGKATAN**

-	:	Tidak boleh dikira/Tiada transaksi
TSTL	:	Tidak disebutkan di tempat lain
+	:	Volum kurang daripada 0.5
*	:	Nilai kurang daripada RM 500
x	:	Kurang daripada 0.05 peratus
DSB.	:	Dan sebagainya
DRP.	:	Daripada
DLL.	:	Dan lain-lain

**KOMODITI YANG DIPROSES SECARA TERPERINCI BAGI
SEMUA NILAI TRANSAKSI**

1. Barang-Barang Jualan kedai Bebas Cukai
2. Bekalan Yang Dibekalkan Kepada Kapal Laut dan Kapal Terbang
3. Beras
4. Biji Koko
5. Buah-Buahan dan Kacang, Segar atau Dikeringkan
6. *Chlorofluoromethanes* (termasuk *Refrigerants*)
7. Gas
8. Getah
9. Gula, Mentah dan Ditapis
10. Ikan, Segar, Didinginkan atau Disejukbekukan
11. Jagung
12. Keluaran Petroleum
13. Kenderaan CKD/CBU (lama dan baru)
14. Kiriman Bungkusan melalui Perkhidmatan Pos/*Courier*
15. Kopra
16. Lada (Hitam dan Putih)
17. Minyak Kelapa Sawit dan Keluarannya
18. Minyak Yang Dibekalkan kepada Kapal Laut dan Kapal Terbang
19. Petroleum Mentah
20. Rokok
21. Sayur-Sayuran, Segar, Didinginkan, Disejukbekukan atau Diawet
22. Susu
23. Tembakau yang Belum Dikilangkan
24. Tepung Sagu
25. Timah
26. Udang, Segar dan Dibekukan
27. Ayam Itik Hidup
28. Telur (Ayam dan Itik)
29. Bunga Potong dan Kudup Bunga
30. Tenaga Elektrik

EXPLANATORY NOTES

1. INTRODUCTION

The publication of Sabah External Trade Statistics 2022 contains trade information for reference year 2021. The publication (Tables & Summaries) highlights the value of exports, imports and re-exports classified according to the Standard International Trade Classification, Revision 4 (SITC Rev. 4) by commodity sections, divisions and groups, country of origin and destination and selected/ major commodities.

2. OBJECTIVE

The main objective of compiling Sabah's external trade statistics is to provide information on Sabah's trade performance vis-a-vis Peninsula Malaysia, Sarawak and rest of the world in terms of volume, value and average unit value of merchandise goods. The trade statistics, therefore, serve as a tool in assisting the government in formulating policies and monitoring economic performance as well as for development planning. The data can also be used by the private sector and individuals for specific purposes such as for economic projection and analysis.

3. SCOPES AND COVERAGE

- 3.1 *The registration area in respect of which the external trade statistics in this publication covers the whole State of Sabah. For the purpose of this publication, the word **Sabah** refers to the **State of Sabah including Wilayah Persekutuan Labuan**.*
- 3.2 *The **general** trade system of recording is adopted in compiling Sabah's external trade statistics. Under this system, the state boundary is used as the statistical frontier. All goods entering or leaving Sabah (except specific exclusions mentioned in paragraph 11) are recorded, whether or not such goods are subject to clearance. Accordingly, goods entering or leaving customs bonded warehouses, Free Trade Zones and Free Zones are recorded in the statistics.*
- 3.3 *Details of commercial and private ships and aircraft are also **included** in these statistics if they were imported or exported as goods purchased, sold or leased (financial) whether or not they arrived or departed under their own power.*

4. SOURCE OF DATA

- 4.1 *Import and export declaration (hard/ soft copy) approved by the Royal Malaysian Customs Department (RMCD).*
- 4.2 *Particulars on postal/ courier packages are provided by Pos Malaysia Berhad.*
- 4.3 *Statements and export declarations on bunkers and stores supplied to aircraft issued/approved by the petroleum companies.*
- 4.4 *Statements on goods sold are supplied by the operators of duty free shops.*

5. CONCEPTS AND DEFINITIONS

5.1 With effect from reference month **January 2012**, concepts and definitions used for the purpose of compiling these statistics are based on **International Merchandise Trade Statistics: Concepts and Definitions 2010 (IMTS 2010) published by the United Nations.**

5.2 Imports

Goods are regarded as imports when they are brought **into** Sabah either directly or into bonded warehouses, irrespective of whether such goods are for consumption, to be processed, use in manufacturing or subsequent re-exports to other countries.

5.3 Exports

Goods (locally produced or manufactured or imported for subsequent re-exports) are regarded as exports when they are taken **out** of the country.

5.4 Domestic Exports

Goods (locally produced or manufactured) are regarded domestic exports when they are taken **out** of the country.

5.5 Re-exports

Goods are regarded as re-exports when they are taken **out** of the country in the same form as they were **imported** without any **transformation**. Re-packing, sorting or grading processes are not considered as part of the transformation process.

5.6 Balance of Trade

The balance of trade is the difference between the value of exports and imports. When exports exceed imports it is recorded as a **surplus** while a **deficit** is registered when imports exceed exports.

6. BASIS OF VALUATION

6.1 The **World Trade Organization (WTO) Agreement on Valuation** is used as the basis of valuation for all transactions of goods.

6.2 **Values** are shown Malaysian Ringgit except for charts and summary tables where the respective unit is as indicated.

6.3 **Imports** are valued on a **c.i.f. (cost, insurance and freight)** basis, that is, the value of the good in the market at the statistical/ customs frontier of the importing country, including all charges for transport and insurance whilst in transit **but** excluding the cost of unloading from the carrier **unless** it is borne by the carrier.

6.4 **Exports** are valued on a **f.o.b. (free on board)** basis, that is, the value of the goods in the market at the statistical/ customs frontier of the exporting country, including all costs of transporting the goods to the statistical/ customs frontier, export and other duties payable as well as the cost of loading the goods onto the carrier **unless** the latter cost is borne by the carrier.

7. CLASSIFICATION OF COMMODITIES

- 7.1 *Harmonised Commodity Description and Coding System 2017 (HS2017) also known as Customs Duties Order 2017 (PDK 2017) was implemented from reference month April 2017 for the processing of external trade statistics (merchandise). This single coding classification replaced the dual classification of commodities; Harmonised Commodity Description and Coding System 2012 (HS 2012) and ASEAN Harmonised Tariff Nomenclature 2012 (AHTN 2012) which were used from January 2013 to March 2017. However, for Standard International Trade Classification, Revision 4 (S.I.T.C. Rev. 4) with some revisions/ updates is still in use.*
- 7.2 *After discussion and consultation with Malaysian Palm Oil Board (MPOB), the selection of codes for palm oil and palm oil-based products is based on pure palm oil and palm oil-based products as well as those codes which are predominantly palm oil and palm oil-based products (more than 50 per cent).*

8. VOLUME

Volume, where shown, represent the net weight or other measurement of the goods exclusive of packing containers. Where a commodity item comprises different kinds of commodities for which a common unit of measurement cannot be used, only values are shown.

9. COUNTRY OF ORIGIN AND DESTINATION

- 9.1 **Imports** *are classified according to the country of origin of the goods, that is, the country where the goods are given the final form in which they are imported. For goods imported via Singapore, if information regarding the country of origin cannot be ascertained, such imports are included under the value of imports from Singapore, that is, under the same category as goods produced/manufactured in Singapore.*
- 9.2 **Imports of second-hand goods** *are treated as originating from the country of consignment where the country of origin is not ascertainable.*
- 9.3 **Exports** *are classified according to the country of destination, that is, the country where it is expected that the goods will be consumed insofar as this can be ascertained at the time of export. In the case of goods shipped on an optional bill of lading, the country of the first port declared is taken as the country of destination. For goods exported via Singapore, if information regarding the country of destination of goods is not known/available, such exports are included under the value of exports to Singapore, that is, under the same category as goods consumed in Singapore.*
- 9.4 **For bunkers and stores supplied to ships and aircrafts**, *the country of destination is determined according to the country of residence of the operator of the ship or aircraft.*

10. **LOW VALUE TRANSACTIONS (LVT)**

*All single transactions with a value of 'below RM2,000' with the exception of selected commodities and Barter trade, are first aggregated into their respective classifications. Any single transactions with accumulated value of 'below RM2,000' will be reclassified into common code i.e. HS 9800000090 or SITC 931000990. The list of selected commodities are as listed in **Appendix A**.*

11. **EXCLUSIONS**

Classes of goods excluded from external trade statistics are:

- 11.1 *transit cargo, that is goods transported under customs control from one Customs office to another. Examples are the movement of goods from Brunei Darussalam bound for Rep. Of Singapore through Sabah and the movement of goods within Sabah from one free trade zone to another. All goods in transit covered by through bills of lading/air-way bills are also included in this category;*
- 11.2 *transshipment cargo, that is goods transferred under the control of the relevant authorities from the importing means of transport to the exporting means of transport **within** the area of control of the same authorities, which is the office of **both** importation and exportation. For example, goods from Philippines brought into the Kota Kinabalu Customs area for the sole purpose of transport to a third country (e.g. to Hong Kong);*
- 11.3 *gold bullion (monetary) (HS: 7108.20.00.00) and issued currency notes and coins (HS 4907.00.10.00);*
- 11.4 *goods imported and exported by, or on behalf of, diplomatic services and non-Malaysian Armed Forces;*
- 11.5 *exposed cinematographic films on a rental basis;*
- 11.6 *military weapons and military vehicles such as ships, aircraft and trucks, and parts and accessories thereof and technical documents imported or exported by, or on behalf of, the Malaysian Armed Forces (usually reported under HS Chapter 49, 84, 85, 87, 88, 89 and 93);*
- 11.7 *temporary admission of goods subject to re-exportation in the same state. Such goods must be imported for a specific purpose and must be intended for re-exportation within a specified period without having undergone any change except normal depreciation. Examples are animals and cars for circuses, races, competitions and exhibitions and instruments/ sound equipment for musical performances;*
- 11.8 *barges (lash) used for the transportation of cargo from vessel to shore or vice-versa;*
- 11.9 *fish and other marine produce landed by Malaysian registered vessels direct from the sea;*

- 11.10 containers, cylinders, bottles, crates and the like specified as returnable (HS: 3923.10.10.00, 3923.10.90.10, 3923.10.90.90, 7010.90.91.00, 7010.90.99.00, 7612.10.00.00, 7612.90.90.00 and sub-chapters 7310, 7311 & 8609);
- 11.11 stores and fuel supplied to ships and aircraft handled by operators of Malaysian residence (HS: 9800.00.00.94, 9800.00.00.95, 9800.00.00.96 and 9800.00.00.97);
- 11.12 samples, gifts and specimens for test or analysis, irrespective of value (HS: 9800.00.00.60);
- 11.13 toto and Lottery tickets;
- 11.14 **diskettes or CD-ROMs** with stored computer software and/or data, developed to order, **audio and videotapes** containing original recordings and **customised blueprints, etc.**;
- 11.15 goods under **operational lease**; and
- 11.16 goods for **repair**.

12. **UPDATE TO EUROPEAN UNION (EU)**

Starting from 1st February 2020, the United Kingdom officially leaves the EU. This development has been considered in the publication from February 2020 onwards.

13. **INTER-REGIONAL TRADE**

External trade data for Sabah **include** inter-regional trade between Sabah, Sarawak and Peninsular Malaysia.

14. **CONFIDENTIALITY REQUIREMENTS**

The trade data statistics have been compiled under the provisions of the **Statistics Act 1965 (Revised-1989)**. The Act stipulates that the contents of individual returns are **CONFIDENTIAL**. In conformity with the said stipulation, only aggregated figures are published.

15. **ROUNDING**

Sub-totals **may** not add up exactly to totals due to rounding.

16. **SYMBOLS AND ABBREVIATIONS**

-	:	Not computed/No transactions
n.e.s.	:	Not elsewhere specified
+	:	Volume less than 0.5
*	:	Value less than RM 500
X	:	Less than 0.05 percent

**ITEM PROCESSED AT THE DETAILED LEVEL FOR
ALL TRANSACTION VALUES**

1. *Goods sold by Duty Free Shops*
2. *Shipstores and Aircraft Stores*
3. *Rice*
4. *Cocoa Beans*
5. *Fruits and Nuts, Fresh or Dried*
6. *Chlorofluoromethanes (including refrigerants)*
7. *Gases*
8. *Rubber*
9. *Sugar, Raw and Refined*
10. *Fish, Fresh, Chilled or Frozen*
11. *Maize*
12. *Petroleum Products*
13. *CKD/CBU Vehicles (old and new)*
14. *Parcel via Postal/Courier Services*
15. *Copra*
16. *Pepper (black and white)*
17. *Palm Oil and Products*
18. *Fuel for Ships/Aircrafts*
19. *Crude Petroleum*
20. *Cigarettes*
21. *Vegetables, Fresh, Chilled, Frozen or Simply Preserved*
22. *Milk*
23. *Tobacco, Unmanufactured*
24. *Sago Flour*
25. *Tin*
26. *Prawns, Fresh, Frozen*
27. *Live Poultry (Fowls and Ducks)*
28. *Eggs (Hens and Ducks)*
29. *Cut Flowers and Flower Buds*
30. *Electrical Energy*

Muka surat ini sengaja dibiarkan kosong.
This page is deliberately left blank.

**SENARAI NEGARA MENGIKUT
SUSUSAN ABJAD**
*ALPHABETICAL LIST OF
COUNTRIES*

SENARAI NEGARA MENGIKUT SUSUNAN ABJAB
ALPHABETICAL LIST OF COUNTRIES

Afghanistan	Cambodia
Aland Islands	Cameroon
Albania	Canada
Algeria	Cape Verde
American Samoa	Cayman Islands
Andorra	Central African Republic
Angola	Chad
Anguilla	Chile
Antarctica	China, People's Republic of
Antigua & Barbuda	Christmas Island (Ind. Ocean)
Argentina	Cocos (Keeling) Islands
Armenia	Colombia
Aruba	Comoros
Australia	Congo
Austria	Congo, The Democratic Republic of
Azerbaijan	Cook Islands
	Costa Rica
Bahamas	Cote D'Ivoire
Bahrain	Croatia
Bangladesh	Cuba
Barbados	Curacao
Belarus	Cyprus
Belgium	Czech Republic
Belize	
Benin	Denmark
Bermuda	Djibouti
Bhutan	Dominica
Bolivia	Dominican Republic
Bonaire, Saint Eustatius And Saba	
Bosnia-Herzegovina	Ecuador
Botswana	Egypt
Bouvet Island	El Salvador
Brazil	Equatorial Guinea
British Indian Ocean Territory	Eritrea
Brunei Darussalam	Estonia
Bulgaria	Eswatini
Burkina Faso	Ethiopia
Burundi	

Falkland Island (Malvinas)	Jamaica
Faroe Islands	Japan
Fiji	Jersey
Finland	Jordan
France	
French Guiana	Kazakhstan
French Polynesia	Kenya
French Southern Terr.	Kiribati
	Korea, Dem. People's Rep. of
Gabon	Korea, Republic of
Gambia	Kuwait
Georgia	Kyrgyzstan
Germany, Federal Republic of	
Ghana	Lao, People's Dem. Rep.
Gibraltar	Latvia
Greece	Lebanon
Greenland	Lesotho
Grenada	Liberia
Guadeloupe	Libya
Guam	Liechtenstein
Guatemala	Lithuania
Guernsey	Luxembourg
Guinea	
Guinea-Bissau	Macao
Guyana	Macedonia
	Madagascar
Haiti	Malawi
Heard and McDonald Islands	Malaysia, Peninsular
Holy See (Vatican City State)	Malaysia, Sabah
Honduras	Malaysia, Sarawak
Hong Kong	Maldives
Hungary	Mali
	Malta
Iceland	Marshall Islands
India	Martinique
Indonesia, Republic of	Mauritania
Iran, Islamic Rep. of	Mauritius
Iraq	Mayotte
Ireland	Mexico
Israel	Micronesia, Fed. States of
Italy	Moldova, Republic of

Monaco	Reunion Islands
Mongolia, People's Rep. of	Romania
Montenegro	Russian Federation
Montserrat	Rwanda
Morocco	
Mozambique	Saint Barthelemy
Myanmar, Republic of Union of	Saint Helena, Ascension And Tristan Da Cunha
	Saint Kitts And Nevis
Namibia	Saint Lucia
Nauru	Saint Martin (French Part)
Nepal	Saint Pierre And Miquelon
Netherlands	Saint Vincent And The Grenadines
Netherlands Antilles	San Marino
Neutral Zone	Sao Tome And Principe
New Caledonia	Saudi Arabia
New Zealand	Senegal
Nicaragua	Serbia And Montenegro
Niger	Seychelles
Nigeria	Sierra Leone
Niue	Singapore, Republic of
Norfolk Island	Sint Maarten (Dutch Part)
Northern Mariana Islands	Slovakia
Norway	Slovenia
	Solomon Islands
Oman	Somalia
Other Countries, n.e.s.	South Africa, Republic of
	South Georgia And The South Sandwich Islands
Pakistan	South Sudan
Palau	Spain
Palestine	Sri Lanka, Republic of
Panama	Sudan
Papua New Guinea	Suriname
Paraguay	Svalbard And Jan Mayen
Peru	Sweden
Philippines	Switzerland
Pitcairn Island	Syrian Arab Republic
Poland	
Portugal	Taiwan
Puerto Rico	Tajikistan
	Tanzania, United Rep. of
Qatar	Thailand

Timor Leste	Vanuatu
Togo	Venezuela
Tokelau	Vietnam, Socialist Republic of
Tonga	Virgin Islands, British
Trinidad And Tobago	Virgin Islands, U.S.
Tunisia	
Turkey	Wallis and Futuna Islands
Turkmenistan	Western Sahara
Turks And Caicos Islands	Western Samoa
Tuvalu	
	Yemen, Republic of
Uganda	Yugoslavia, Fed. Rep. of
Ukraine	
Union Of Soviet Soc. Rep.	Zambia
United Arab Emirates	Zimbabwe
United Kingdom	
United State Minor Outlying Islands	
United States of America	
Uruguay	
Uzbekistan	

SENARAI UNIT KUANTITI
LIST OF UNITS OF QUANTITY

SENARAI UNIT KUANTITI
LIST OF UNITS OF QUANTITY

Carat

Cubic Metre

Kilogram

Kilowatt Hours

Litre

Metre

Numbers

Square Metre

Tonne

Unit

Unit of One Thousand

Unit of Ten

Unit of Two

Value

Muka surat ini sengaja dibiarkan kosong.
This page is deliberately left blank.

SENARAI HURUF RINGKAS
LIST OF ABBREVIATED WORDS

SENARAI HURUF RINGKAS
LIST OF ABBREVIATED WORDS

ACC.	Accessories	ED.	External Diameter
AGL.	Agglomerated	EG.	Example
AGR.	Agriculture, Agricultural	ELECT.	Electro, Electrical
ALUM.	Aluminium	EQUIP.	Equipment
AMPS.	Amperes	ETC.	Etcetera
APPL.	Appliances	EXC.	Except
APP.	Apparatus	EXCL.	Excluding
ART.	Articles	EXD.	Exceeding
AFT.	Artificial		
AUTO.	Automatic	FAB.	Fabrics
AUX.	Auxiliary	FIB.	Fibres
A.C.	Alternating Current	FIX.	Fixtures
		FTW.	Footwear
BLDG.	Buildings		
		G.	Grams
CHEM.	Chemicals	GEN.	General
CBU.	Completely Built-Up	GMT.	Garments
CKD.	Completely Knocked Down	G.L.	Gay Lussac
COM.	Combination		
COMMO.	Commodities	HH.	Household
CONC.	Concentrates	HRT.	Horticultural
CONTS.	Continuous		
CONT.	Containing/Containers	IC.	Internal Combustion
COT.	Cotton	ID.	Internal Diameter
CPL.	Composition Leather	ILM.	Illuminate
CRD.	Crocheted	IMPR.	Impregnated
CST.	Consisting	INCL.	Including
CU. CM.	Cubic Centimetres	INCORP.	Incorporating
CU. M.	Cubic Metres	IND.	Industrial, Industry
C.	Centigrade	INST.	Instruments
C/SEC.	Cross-Sectional	INT.	Internal
		INORG.	Inorganic
DEG.	Degrees	IRRG.	Irregular
DIA.	Diametre	INV.	Invalid
DISCONTS.	Discontinuous		
DVT.	Derivatives	KG.	Kilograms
D.C.	Direct current	KNT.	Knitted

KW.	Kilowatts	REGEN.	Regenerated
		RET.	Retail
MACH.	Machinery	RSS.	Ribbed Smoked Sheets
MANUF.	Manufacturing		
MAT.	Materials	SBS.	Substitutes
MAX.	Maximum	SECT.	Sections
MEAS.	Measuring	SIM.	Similar
MECH.	Mechanically	SPCL.	Special
MEDIC.	Medical	SPEC.	Specific
MFD.	Manufactured	SQ.M.	Square Metres
MFR.	Manufactures	STD.	Standard
MG.	Miligrams	STRUC.	Structures
MIN.	Minimum	SUBS.	Substances
MISC.	Miscellaneous	SUPP.	Supplies
MM.	Millimetres	SWT.	Sweetened
M-MADE	Man-Made	SYNTH.	Synthetic
M.	Metres		
		TELECOM.	Telecommunication
NAT.	Natural	TEMP.	Temperature
N.E.S.	Not Elsewhere Specified	TEXT.	Texture
N.E.	Not Exceeding	TEX.	Textile
		THICK.	Thickness
ORG.	Organic		
O/T	Other Than	UNMFD.	Unmanufactured
O/W	Otherwise		
		VEG.	Vegetables
PDR.	Powders	VUL.	Vulcanised
PKT.	Packet		
PREFAB.	Prefabricated	WT.	Weight
PREPD.	Prepared	WV.	Woven
PREPN.	Preparations	W/O	Without
PRES.	Preserved	W/N	Whether or Not
PROC.	Processing		
PRODT.	Products		
PRO.	Produced, Production		
PR.	Pairs		
PTD.	Printed		
PTG.	Printing		

**PENJENISAN BARANGAN MENGIKUT SEKSYEN,
BAHAGIAN DAN KUMPULAN**

*COMMODITY CLASSIFICATION BY SECTIONS,
DIVISIONS AND GROUPS*

PENJENISAN BARANGAN MENGIKUT SEKSYEN, BAHAGIAN DAN KUMPULAN
COMMODITY CLASSIFICATION BY SECTIONS, DIVISIONS AND GROUPS

Division Code	Group Code	Description
		SECTION 0 - FOOD
00		LIVE ANIMALS
	001	Live animals
01		MEAT AND MEAT PREPARATIONS
	011	Meat of bovine animals, fresh, chilled or frozen
	012	Other meat and edible offal, fresh, chilled or frozen
	016	Meat and edible meat offal, salted, in brine, dried or smoked; edible flours and meals of meat or meat offal
	017	Meat and edible meat offal, prepared or preserved, n.e.s.
02		DAIRY PRODUCTS AND BIRDS' EGGS
	022	Milk and cream and milk products other than butter or cheese
	023	Butter and other fats and oils derived from milk
	024	Cheese and curd
	025	Birds' egg and egg yolk, fresh, dried or otherwise preserved, sweetened or not; egg albumin
03		FISH, CRUSTACEANS AND MOLLUSCS, AND PREPARATIONS THEREOF
	034	Fish, fresh (live or dead), chilled or frozen
	035	Fish, dried, salted or in brine; smoked fish
	036	Crustaceans and molluscs, fresh, chilled, frozen, salted or in brine or dried
	037	Fish, crustaceans and molluscs, prepared or preserved, n.e.s.
04		CEREALS AND CEREAL PREPARATIONS
	041	Wheat (including spelt) and meslin, unmilled
	042	Rice
	043	Barley, unmilled
	044	Maize (not including sweet corn), unmilled
	045	Cereals, unmilled (other than wheat, rice, barley and maize)
	046	Meal and flour of wheat and flour of meslin
	047	Other cereal meals and flours
	048	Cereal preparations and preparations of flour or starch of fruits or vegetables

Division Code	Group Code	Description
05		VEGETABLES AND FRUITS
	054	Vegetables, fresh, chilled, frozen or simply preserved
	056	Vegetables, roots and tubers, prepared or preserved, n.e.s.
	057	Fruit and nuts (not including oil nuts), fresh or dried
	058	Fruit, preserved, and fruit preparations (excluding fruit juices)
	059	Fruit juices (including grape must) and vegetable juices, unfermented and not containing added spirit, whether or not containing added sugar or other sweetening matter
06		SUGARS, SUGAR PREPARATIONS AND HONEY
	061	Sugars, molasses and honey
	062	Sugar confectionery
07		COFFEE, TEA, COCOA, SPICES, AND MANUFACTURES THEREOF
	071	Coffee and coffee substitutes
	072	Cocoa
	073	Chocolate and other food preparations containing cocoa, n.e.s.
	074	Tea and mate
	075	Spices
08		FEEDING STUFF FOR ANIMALS (NOT INCLUDING UNMILLED CEREALS)
	081	Feeding stuff for animals (not including unmilled cereals)
09		MISCELLANEOUS EDIBLE PRODUCTS AND PREPARATIONS
	091	Margarine and shortening
	098	Edible products and preparations, n.e.s.
		SECTION 1 - BEVERAGES AND TOBACCO
11		BEVERAGES
	111	Non-alcoholic beverages, n.e.s.
	112	Alcoholic beverages

Division Code	Group Code	Description
12		TOBACCO AND TOBACCO MANUFACTURES THEREOF
	121	Tobacco, unmanufactured; tobacco refuse
	122	Tobacco, manufactured (whether or not containing tobacco substitutes)
		SECTION 2 - CRUDE MATERIALS, INEDIBLE, EXCEPT FUELS
21		HIDES, SKINS AND FURSKINS, RAW
	211	Hides and skins (except furskins), raw
	212	Furskins, raw
22		OIL-SEEDS AND OLEAGINOUS FRUITS
	222	Oil seeds and oleaginous fruits, for extraction of 'soft' fixed vegetable oils
	223	Oil seeds and oleaginous fruits, for extraction of other fixed vegetable oils
23		CRUDE RUBBER (INCLUDING SYNTHETIC AND RECLAIMED)
	231	Natural rubber, natural gums, in primary forms
	232	Synthetic rubber; reclaimed rubber; waste, parings and scrap of unhardened rubber
24		CORK AND WOOD
	244	Cork, natural, raw and waste
	245	Fuel wood (excluding wood waste) and wood charcoal
	246	Wood in chips or particles and wood waste
	247	Wood in the rough or roughly squared
	248	Wood, simply worked, and railway sleepers of wood
25		PULP AND WASTE PAPER
	251	Pulp and waste paper

Division Code	Group Code	Description
26		TEXTILE FIBRES (OTHER THAN WOOL TOPS) AND THEIR WASTES (NOT MANUFACTURED INTO YARN OR FABRIC)
	261	Silk
	263	Cotton
	264	Jute & other textile bast fibres, n.e.s., raw or processed but not spun
	265	Vegetable textile fibres (other than cotton and jute), raw or processed and waste
	266	Synthetic fibres suitable for spinning
	267	Other man-made fibres and waste
	268	Wool and other animal hair (excluding wool tops)
	269	Worn clothing and other worn textile articles, rags
27		CRUDE FERTILIZERS AND CRUDE MINERALS (EXCLUDING COAL, PETROLEUM AND PRECIOUS STONES)
	272	Fertilizers, crude
	273	Stone, sand and gravel
	274	Sulphur and unroasted iron pyrites
	277	Natural abrasives, n.e.s. (including industrial diamonds)
	278	Other crude minerals
28		METALLIFEROUS ORES AND METAL SCRAP
	281	Iron ore and concentrates
	282	Ferrous waste and scrap; remelting ingots of iron or steel
	283	Copper ores and concentrates
	284	Nickel ores and concentrates
	285	Aluminium ores and concentrates
	286	Ores and concentrates of uranium or thorium
	287	Ores and concentrates of base metals, n.e.s.
	288	Non-ferrous base metal waste and scrap, n.e.s.
	289	Ores and concentrates of precious metals; waste
29		CRUDE ANIMAL AND VEGETABLE MATERIALS, N.E.S.
	291	Crude animal materials, n.e.s.
	292	Crude vegetable materials, n.e.s.

Division Code	Group Code	Description
SECTION 3 - MINERAL FUELS, LUBRICANTS ETC.		
32	COAL, COKE AND BRIQUETTES	
	321	Coal, whether or not pulverized, but not agglomerated
	322	Briquettes, lignite and peat
	325	Coke and semi-coke of coal, lignite or peat; retort carbon
33	PETROLEUM, PETROLEUM PRODUCTS AND RELATED MATERIALS	
	333	Petroleum oils, crude, and crude oils obtained from bituminous minerals
	334	Petroleum products, refined
	335	Residual petroleum products, n.e.s. and related materials
34	GAS, NATURAL AND MANUFACTURED	
	342	Liquefied propane and butane
	343	Natural gas, whether or not liquefied
	344	Petroleum gases and other gaseous hydrocarbons, n.e.s.
	345	Coal gas, water gas, producer gas and similar gases
35	ELECTRIC CURRENT	
	351	Electric current
SECTION 4 - ANIMAL AND VEGETABLE OILS AND FATS		
41	ANIMAL OILS AND FATS	
	411	Animal oils and fats
42	FIXED VEGETABLE OILS AND FATS, CRUDE, REFINED OR FRACTIONATED	
	421	Fixed vegetable oils, 'soft', crude, refined or purified
	422	Other fixed vegetable oils, fluid or solid, crude, refined or purified

Division Code	Group Code	Description
43		ANIMAL OR VEGETABLE OILS AND FATS, PROCESSED, AND WAXES OF ANIMAL OR VEGETABLE ORIGIN
	431	Animal or vegetable oils and fats, processed, and waxes of animal or vegetable origin
		SECTION 5 - CHEMICALS
51		ORGANIC CHEMICALS
	511	Hydrocarbons, n.e.s. and their halogenated, sulphonated, nitrated or nitrosated derivatives
	512	Alcohols, phenols, phenol-alcohols, and their derivatives
	513	Carboxylic acids, anhydrides, halides, peroxides and peroxyacids and derivatives
	514	Nitrogen-function compounds
	515	Organo-inorganic and heterocyclic compounds
	516	Other organic chemicals
52		INORGANIC CHEMICALS
	522	Inorganic chemical elements, oxides and halogen salts
	523	Metallic salts and peroxy salts, of inorganic acids
	524	Other inorganic chemicals; organic and inorganic compounds of precious metals
	525	Radio-active and associated materials
53		DYEING, TANNING AND COLOURING MATERIALS
	531	Synthetic organic colouring matter and colour lakes and preparations based thereon
	532	Dyeing and tanning extracts, and synthetic tanning materials
	533	Pigments, paints, varnishes and related materials
54		MEDICINAL AND PHARMACEUTICAL PRODUCTS
	541	Medicinal and pharmaceutical products, other than medicaments of Group 542
	542	Medicaments (including veterinary medicaments)
55		ESSENTIAL OILS AND RESINOIDS AND PERFUME MATERIALS; TOILET, POLISHING AND CLEANSING PREPARATIONS

Division Code	Group Code	Description
	551	Essential oils, perfume and flavour materials
	553	Perfumery, cosmetics and toilet preparations
	554	Soap, cleansing and polishing preparations
56		FERTILIZERS, MANUFACTURED
	562	Fertilizers, manufactured
57		PLASTICS IN PRIMARY FORMS
	571	Polymers of ethylene, in primary forms
	572	Polymers of styrene, in primary forms
	573	Polymers of vinyl chloride, in primary forms
	574	Polyacetals, other polyethers and epoxide resins, in primary forms
	575	Other plastics, in primary forms
	579	Waste, parings and scrap, of plastics
58		PLASTICS IN NON-PRIMARY FORMS
	581	Tubes, pipes and hoses of plastics
	582	Plates, sheets, film, coil and strip of plastics
	583	Monofilament, rods, sticks and profile shapes, of plastics
59		CHEMICAL MATERIALS AND PRODUCTS, N.E.S.
	591	Disinfectants, insecticides, fungicides, weed killers, anti-sprouting products, etc.
	592	Starches, inulin and wheat gluten; albuminoidal substances; glues
	593	Explosives and pyrotechnic products
	597	Prepared additives for mineral oils; lubricating preparations
	598	Miscellaneous chemical products, n.e.s.
	599	Residual products of the chemical or allied industries, n.e.s.; municipal waste; sewage sludge other wastes
		SECTION 6 - MANUFACTURED GOODS
61		LEATHER, LEATHER MANUFACTURES, N.E.S. AND DRESSED FURSKINS
	611	Leather
	612	Manufactures of leather or of composition leather, n.e.s. saddlery, harness
	613	Furskins (including pieces or cuttings), tanned or dressed
62		RUBBER MANUFACTURES, N.E.S.
	621	Materials of rubber

Division Code	Group Code	Description
	625	Rubber tyres, interchangeable tyre treads, inner tubes and tyre
	629	Articles of rubber, n.e.s.
63		CORK AND WOOD MANUFACTURES (EXCLUDING FURNITURE)
	633	Cork manufactures
	634	Veneers, plywood, particled board, and other wood, worked, n.e.s.
	635	Wood manufactures, n.e.s.
64		PAPER, PAPERBOARD, AND ARTICLES OF PAPER PULP, OF PAPER OR PAPERBOARD
	641	Paper and paperboard
	642	Paper and paperboard, cut to size or shape, and articles of paper or paperboard
65		TEXTILE YARN, FABRICS, MADE-UP ARTICLES, N.E.S. AND RELATED PRODUCTS
	651	Textile yarn
	652	Cotton fabrics, woven (not including narrow or special fabrics)
	653	Fabrics, woven, of man-made textile materials (not including narrow or special fabrics)
	654	Textile fabrics, woven
	655	Knitted or crocheted fabrics (including tubular knit, pile and open-work fabrics)
	656	Tulles, lace, embroidery, ribbons, trimmings and other small wares
	657	Special yarns, textile fabrics and related products
	658	Made-up articles, wholly or chiefly of textile materials, n.e.s.
	659	Floor coverings, etc.
66		NON-METALLIC MINERAL MANUFACTURES, N.E.S.
	661	Lime, cement, and fabricated construction materials (except glass and clay materials)
	662	Clay construction materials and refractory construction materials
	663	Mineral manufactures, n.e.s.
	664	Glass
	665	Glassware
	666	Pottery
	667	Pearls, precious and semi-precious stones, unworked or worked
67		IRON AND STEEL

Division Code	Group Code	Description
	671	Pig iron, spiegeleisen, sponge iron, iron or steel granules and powders and ferro-alloys
	672	Ingots and other primary forms, of iron or steel
	673	Flat-rolled products, of iron or non-alloy steel, not clad, plated or coated
	674	Flat-rolled products, of iron or non-alloy steel, clad, plated or coated
	675	Flat-rolled products of alloy steel
	676	Iron and steel bars, rods, angles, shapes and sections (including sheet piling)
	677	Rails and railway track construction material, of iron or steel
	678	Wire of iron or steel
	679	Tubes, pipes and hollow profiles, and tubes or pipe fittings, of iron or steel
68		NON-FERROUS METALS
	681	Silver, platinum and other metals of the platinum group
	682	Copper (including alloys)
	683	Nickel (including alloys)
	684	Aluminium (including alloys)
	685	Lead (including alloys)
	686	Zinc (including alloys)
	687	Tin (including alloys)
	689	Miscellaneous non-ferrous base metals employed in metallurgy and cements
69		MANUFACTURES OF METAL, N.E.S.
	691	Structures and parts of structures, n.e.s., of iron, steel or aluminium
	692	Metal containers for storage or transport
	693	Wire products (excluding insulated electrical wiring) and fencing grills
	694	Nails, screws, nuts, bolts, rivets and the like, of iron, steel, copper or aluminium
	695	Tools for use in the hand or in machines
	696	Cutlery
	697	Household equipment of base metal, n.e.s.
	699	Manufactures of base metal, n.e.s.
		SECTION 7 - MACHINERY AND TRANSPORT EQUIPMENT
71		POWER GENERATING MACHINERY AND EQUIPMENT

Division Code	Group Code	Description
	711	Steam or other vapour generating boilers, superheated water boilers, and auxiliary plant for use therewith; and parts thereof
	712	Steam turbines and other vapour turbines, and parts thereof, n.e.s.
	713	Internal combustion piston engines, and parts thereof, n.e.s.
	714	Engines and motors, non-electric, and parts, n.e.s.
	716	Rotating electric plant and parts thereof, n.e.s.
	718	Other power generating machinery and parts thereof, n.e.s.
72		MACHINERY SPECIALIZED FOR PARTICULAR INDUSTRIES
	721	Agricultural machinery (excluding tractors) and parts thereof
	722	Tractors, whether or not fitted with power take-offs, winches or pulleys
	723	Civil engineering and contractors' plant and equipment
	724	Textile and leather machinery, and parts thereof, n.e.s.
	725	Paper mill and pulp mill machinery, paper cutting machines and other machinery for the manufacture of paper articles; parts thereof
	726	Printing and bookbinding machinery, and parts thereof
	727	Food-processing machines (excluding domestic)
	728	Other machinery and equipment specialized for particular industries, and parts thereof, n.e.s.
73		METALWORKING MACHINERY
	731	Machine tools working by removing metal or other material
	733	Machine tools for working metal, sintered metal carbides or cermets, without removing material
	735	Parts, n.e.s. and accessories for use with machines falling within heading 731 and 733
	737	Metalworking machinery (other than machine tools), and parts thereof, n.e.s.
74		GENERAL INDUSTRIAL MACHINERY AND EQUIPMENT, N.E.S. AND MACHINE PARTS, N.E.S.
	741	Heating and cooling equipment and parts thereof, n.e.s.
	742	Pumps for liquids, liquid elevators and parts
	743	Pumps (other than pumps for liquids) and compressors and fans; centrifuges; filtering or purifying apparatus; and parts thereof
	744	Mechanical handling equipment, and parts thereof, n.e.s.
	745	Other non-electrical machinery, tools and mechanical apparatus, and parts thereof, n.e.s.

Division Code	Group Code	Description
	746	Ball or roller bearings
	747	Taps, cocks, valves and similar appliances
	748	Transmission shafts and cranks; bearing housings and parts thereof
	749	Non-electric parts and accessories of machinery, n.e.s.
75		OFFICE MACHINES AND AUTOMATIC DATA PROCESSING EQUIPMENT
	751	Office machines
	752	Automatic data processing machines and units thereof
	759	Parts and accessories for use within Groups 751 and 752
76		TELECOMMUNICATIONS AND SOUND RECORDING AND REPRODUCING APPARATUS AND EQUIPMENT
	761	Television receivers with radio-broadcast receivers, sound recorders or reproducers
	762	Radio-broadcast receivers with sound recorders or reproducers
	763	Sound recorders or reproducers; television image and sound recorders or reproducers; prepared unrecorded media
	764	Telecommunications equipment, n.e.s.; their parts, and accessories used in Division 76
77		ELECTRICAL MACHINERY, APPARATUS AND APPLIANCES, N.E.S. AND ELECTRICAL PARTS THEREOF
	771	Electric power machinery (other than rotating electric plant), and parts thereof
	772	Electrical apparatus, resistor, switchboard and control panels, n.e.s. and parts n.e.s.
	773	Equipment for distributing electricity, n.e.s.
	774	Electro-diagnostic apparatus for medical, surgical, dental or veterinary sciences and radiological apparatus
	775	Household type, electrical and non-electrical equipment, n.e.s.
	776	Thermionic valves and tubes; photocells; etc., and parts thereof, n.e.s.
	778	Electrical machinery and apparatus, n.e.s.
78		ROAD VEHICLES (INCLUDING AIR-CUSHION VEHICLES)

Division Code	Group Code	Description
	781	Motor cars and other motor vehicles for the transport of persons
	782	Motor vehicles for the transport of goods and special purpose motor vehicles
	783	Road motor vehicles, n.e.s.
	784	Parts and accessories, of the motor vehicles falling within headings 722, 781, 782 or 783
	785	Motorcycles, and cycles, motorized and non-motorized; invalid carriages
	786	Trailers and semi-trailers; other vehicles, not mechanically propelled; specially designed and equipped transport containers
79		OTHER TRANSPORT EQUIPMENT
	791	Railway vehicles (including hovertrains) and associated equipment
	792	Aircraft and associated equipment, spacecrafts and spacecraft launch vehicles and parts thereof
	793	Ships, boats (including hovercraft) and floating structures
		SECTION 8 - MISCELLANEOUS MANUFACTURED ARTICLES
81		PREFABRICATED BUILDINGS, SANITARY, PLUMBING, HEATING AND LIGHTING FIXTURES AND FITTINGS, N.E.S.
	811	Prefabricated buildings
	812	Sanitary, plumbing and heating fixtures and fittings, n.e.s.
	813	Lighting fixtures and fittings, n.e.s.
82		FURNITURE AND PARTS THEREOF
	821	Furniture and parts thereof
83		TRAVEL GOODS, HANDBAGS AND SIMILAR CONTAINERS
	831	Travel goods, handbags and similar containers
84		ARTICLES OF APPAREL AND CLOTHING ACCESSORIES
	841	Men's or boys' coats, capes, jackets, suits, blazers, trousers, underwear, etc. of textile fabrics, not knitted or crocheted

Division Code	Group Code	Description
	842	Women's and girls' coats, capes, jackets, suits, blazers, trousers, shorts and similar articles of textile fabrics, not knitted or crocheted
	843	Men's or boys' coats, capes, jackets, suits, blazers, trousers, shorts and similar articles of textile fabrics, knitted or crocheted
	844	Women's and girls' coats, capes, jackets, suits, blazers, trousers, shorts and similar articles of textile fabrics, knitted or crocheted
	845	Articles of apparel, of textile fabrics, whether or not knitted or crocheted, n.e.s.
	846	Clothing accessories, of textile fabrics, whether or not knitted or crocheted
	848	Articles of apparel and clothing accessories of other than textile fabrics; headgear of all materials
85		FOOTWEAR
	851	Footwear
87		PROFESSIONAL, SCIENTIFIC AND CONTROLLING INSTRUMENTS AND APPARATUS, N.E.S.
	871	Optical instruments and apparatus, n.e.s.
	872	Medical instruments and appliances, n.e.s.
	873	Meters and counters, n.e.s.
	874	Measuring, checking, analysing and controlling instruments and apparatus, n.e.s.
88		PHOTOGRAPHIC APPARATUS, EQUIPMENT AND SUPPLIES AND OPTICAL GOODS, N.E.S., WATCHES AND CLOCKS
	881	Photographic apparatus and equipment, n.e.s.
	882	Photographic and cinematographic supplies
	883	Cinematograph film, exposed and developed, whether or not incorporating sound track or consisting only of sound track
	884	Optical goods, n.e.s.
	885	Watches and clocks
89		MISCELLANEOUS MANUFACTURED ARTICLES, N.E.S.
	891	Arms and ammunition
	892	Printed matter
	893	Articles, n.e.s. of plastics
	894	Baby carriages, toys, games and sporting goods
	895	Office and stationery supplies, n.e.s.
	896	Works of art, collectors' pieces and antiques

Division Code	Group Code	Description
	897	Jewellery, goldsmiths' and silversmiths' wares and other articles of precious or semi-precious materials, n.e.s.
	898	Musical instruments and parts and accessories thereof
	899	Miscellaneous manufactured articles, n.e.s.
 SECTION 9 - MISCELLANEOUS TRANSACTIONS AND COMMODITIES		
91		POSTAL PACKAGES NOT CLASSIFIED ACCORDING TO KIND
	911	Postal packages not classified according to kind
93		SPECIAL TRANSACTIONS AND COMMODITIES
	931	Special transactions and commodities
96		COIN, EXCEPT GOLD COIN, UNISSUED
	961	Coin, except gold coin, unissued
97		GOLD, NON-MONETARY
	971	Gold, non-monetary

**PENJENISAN BARANGAN MENGIKUT SEKSYEN
DAN BAB SISTEM BERTERHARMONIS (SB)**

*COMMODITY CLASSIFICATION BY HARMONISED
SYSTEM (HS) SECTION AND CHAPTER*

**PENJENISAN BARANGAN MENGIKUT SEKSYEN DAN BAB
SISTEM BERTHARMONIS (SB)**

*COMMODITY CLASSIFICATION BY HARMONISED
SYSTEM (HS) SECTIONS AND CHAPTERS*

SECTION I LIVE ANIMAL; ANIMAL PRODUCTS		" 18 - Cocoa and cocoa preparations
Chapter 1 - Live animals		" 19 - Preparations of cereals, flour, starch or milk; pastrycooks' products
" 2 - Meat and edible meat offal		" 20 - Preparations of vegetables, fruit, nuts, or other parts of plants
" 3 - Fish and crustaceans, molluscs and other aquatic invertebrates		" 21 - Miscellaneous edible preparations
" 4 - Dairy produce; birds' eggs; natural honey; edible products of animal origin, not elsewhere specified or included		" 22 - Beverages, spirits and vinegar
" 5 - Products of animal origin, not elsewhere specified or included		" 23 - Residues and waste from the food industries; prepared animal fodder
		" 24 - Tobacco and manufactured tobacco substitutes
SECTION II VEGETABLE PRODUCTS		SECTION V MINERAL PRODUCTS
Chapter 6 - Live trees and other plants; bulbs, roots and the like; cut flowers and ornamental foliage		Chapter 25 - Salt; sulphur; earths and stone; plastering materials, lime and cement
" 7 - Edible vegetables and certain roots and tubers		" 26 - Ores, slag and ash
" 8 - Edible fruit and nuts; peel of citrus fruit or melons		" 27 - Mineral fuels, mineral oils and products of their distillation; bituminous substances; mineral
" 9 - Coffee, tea, mate and spices		
" 10 - Cereals		SECTION VI PRODUCTS OF THE CHEMICAL OR ALLIED INDUSTRIES
" 11 - Products of the milling industry; malt; starches; inulin; wheat gluten		Chapter 28 - Inorganic chemicals; organic or inorganic compounds of precious metals, of rare-earth metals, of radioactive elements or of isotopes
" 12 - Oil seeds and oleaginous fruits; miscellaneous grains, seeds and fruit; industrial or medical plants; straw and fodder		" 29 - Organic chemicals
" 13 - Lac; gums, resins and other vegetable saps and extracts		" 30 - Pharmaceutical products
" 14 - Vegetable plaiting materials; vegetable products not elsewhere specified or included		" 31 - Fertilisers
		" 32 - Tanning or dyeing extracts; tannins and their derivatives; dyes, pigment and other colouring matter; paints and varnishes; putty and other mastics; inks
SECTION III ANIMAL OR VEGETABLE FATS AND OILS AND THEIR CLEAVAGE PRODUCTS; PREPARED EDIBLE FATS; ANIMAL OR VEGETABLE WAXES		" 33 - Essential oils and resinoids; perfumery, cosmetic or toilet preparations
Chapter 15 - Animal or vegetable fats and oils and their cleavage products; prepared edible fats; animal or vegetable waxes		" 34 - Soap, organic surface-active agents, washing preparations, lubricating preparations, artificial waxes, prepared waxes, polishing or scouring preparations, candles and similar articles, modelling pastes, 'dental waxes' and dental preparations with a basis of plaster
		" 35 - Albuminoidal substances; modified starches; glues; enzymes
SECTION IV PREPARED FOODSTUFFS; BEVERAGES, SPIRITS AND VINEGAR; TOBACCO AND MANUFACTURED TOBACCO SUBSTITUTES		" 36 - Explosives; pyrotechnic products; matches; pyrophoric alloys; certain combustible
Chapter 16 - Preparations of meat, of fish or of crustaceans, molluscs or other aquatic invertebrates		" 37 - Photographic or cinematographic goods
" 17 - Sugars and sugar confectionery		" 38 - Miscellaneous chemical products

SECTION VII
**PLASTICS AND ARTICLES THEREOF;
RUBBER AND ARTICLES THEREOF**

Chapter 39 - Plastics and articles thereof

" 40 - Rubber and articles thereof

SECTION VIII
**RAW HIDES AND SKINS, LEATHER,
FURSKINS AND ARTICLES THEREOF;
SADDLERY AND HARNESS; TRAVEL
GOODS, HANDBAGS AND SIMILAR
CONTAINERS; ARTICLES OF ANIMAL
GUT (OTHER THAN SILK-WORM GUT)**

Chapter 41 - Raw hides and skins (other than furskins) and leather

" 42 - Articles of leather; saddlery and harness; travel goods, handbags and similar containers; articles of animal gut (other than silk-worm gut)

" 43 - Furskins and artificial fur; manufactures thereof

SECTION IX
**WOOD AND ARTICLES OF WOOD; WOOD
CHARCOAL; CORK AND ARTICLES OF
CORK; MANUFACTURES OF STRAW,
OF ESPARTO OR OF OTHER
PLAITING MATERIALS; BASKETWARE
AND WICKERWORK**

Chapter 44 - Wood and articles of wood; wood charcoal

" 45 - Cork and articles of cork

" 46 - Manufactures of straw, of esparto or of other plaiting materials; basketware and wickerwork

SECTION X
**PULP OF WOOD OR OF OTHER FIBROUS
CELLULOSIC MATERIAL; RECOVERED (WASTE
AND SCRAP) PAPER OR PAPERBOARD;
PAPER AND PAPERBOARD AND
ARTICLES THEREOF**

Chapter 47 - Pulp of wood or of other fibrous cellulosic material; recovered (waste and scrap) paper or

" 48 - Paper and paperboard; articles of paper pulp, of paper or of paperboard

" 49 - Printed books, newspapers, pictures and other products of the printing industry; manuscripts, typescripts and plans

SECTION XI
TEXTILES AND TEXTILE ARTICLES

Chapter 50 - Silk

" 51 - Wool, fine or coarse animal hair; horsehair yarn and woven fabric

" 52 - Cotton

" 53 - Other vegetable textile fibres; paper yarn and woven fabrics of paper yarn

" 54 - Man-made filaments; strip and the like of man-made textile materials

" 55 - Man-made staple fibres

" 56 - Wadding, felt and nonwovens; special yarns; twine, cordage, ropes and cables and articles

" 57 - Carpets and other textile floor coverings

" 58 - Special woven fabrics, tufted textile fabrics; tufted textile fabrics; lace; tapestries; trimmings;

" 59 - Impregnated, coated, covered or laminated textile fabrics; textile articles of a kind suitable for industrial use

" 60 - Knitted or crocheted fabrics

" 61 - Articles of apparel and clothing accessories, knitted or crocheted

" 62 - Articles of apparel and clothing accessories, not knitted or crocheted

" 63 - Other made up textile articles; sets; worn clothing and worn textile articles; rags

SECTION XII
**FOOTWEAR, HEADGEAR, UMBRELLAS, SUN
UMBRELLAS, WALKING-STICKS, SEAT-STICKS,
WHIPS, RIDING-CROPS AND PARTS THEREOF;
PREPARED FEATHERS AND ARTICLES MADE
THEREWITH; ARTIFICIAL FLOWERS;
ARTICLES OF HUMAN HAIR**

Chapter 64 - Footwear, gaiters and the like; parts of such articles

" 65 - Headgear and parts thereof

" 66 - Umbrellas, sun umbrellas, walking-sticks, seat-sticks, whips, riding-crops and parts thereof

" 67 - Prepared feathers and down and articles made of feathers or of down; artificial flowers; articles of human hair

SECTION XIII
**ARTICLES OF STONE, PLASTER, CEMENT,
ASBESTOS, MICA OR SIMILAR
MATERIALS; CERAMIC PRODUCTS; GLASS
AND GLASSWARE**

Chapter 68 - Articles of stone, plaster, cement, asbestos, mica or similar materials

" 69 - Ceramic products

" 70 - Glass and glassware

SECTION XIV
**NATURAL OR CULTURED PEARLS,
 PRECIOUS OR SEMI-PRECIOUS
 STONES, PRECIOUS METALS, METALS
 CLAD WITH PRECIOUS METAL, AND
 ARTICLES THEREOF; IMITATION
 JEWELLERY; COIN**

Chapter 71 - Natural or cultured pearls, precious or semi-precious stones, precious metals, metals clad with precious metal, and articles thereof; imitation jewellery; coin

SECTION XV
**BASE METALS AND ARTICLES OF
 BASE METAL**

Chapter 72 - Iron and steel

- " 73 - Articles of iron or steel
- " 74 - Copper and articles thereof
- " 75 - Nickel and articles thereof
- " 76 - Aluminium and articles thereof
- " 77 - (Reserved for possible future use in the Harmonized System)
- " 78 - Lead and articles thereof
- " 79 - Zinc and articles thereof
- " 80 - Tin and articles thereof
- " 81 - Other base metals; cermets; articles thereof
- " 82 - Tools, implements, cutlery, spoons and forks, of base metal; parts thereof of base metal
- " 83 - Miscellaneous articles of base metal

SECTION XVI
**MACHINERY AND MECHANICAL APPLIANCES;
 ELECTRICAL EQUIPMENT; PARTS THEREOF;
 SOUND RECORDERS AND REPRODUCERS,
 TELEVISION IMAGE AND SOUND RECORDERS
 AND REPRODUCERS, AND PARTS AND
 ACCESSORIES OF SUCH ARTICLES**

Chapter 84 - Nuclear reactors, boilers, machinery and mechanical appliances; parts thereof

- " 85 - Electrical machinery and equipment and parts thereof; sound recorders and reproducers, television image and sound recorders and reproducers, and parts and accessories of such articles

SECTION XVII
**VEHICLES, AIRCRAFT, VESSELS AND
 ASSOCIATED TRANSPORT EQUIPMENT**

Chapter 86 - Railway or tramway locomotives, rolling-stock and parts thereof; railway tramway track fixtures

and fittings and parts thereof; mechanical (including electro-mechanical) traffic signalling equipment of all kinds

- " 87 - Vehicles, other than railway or tramway rolling-stock, and parts thereof and accessories thereof
- " 88 - Aircraft spacecraft, and parts thereof
- " 89 - Ships, boats and floating structures

SECTION XVIII
**OPTICAL, PHOTOGRAPHIC,
 CINEMATOGRAPHIC, MEASURING,
 CHECKING, PRECISION, MEDICAL OR
 SURGICAL INSTRUMENTS AND APPARATUS;
 CLOCKS AND WATCHES; MUSICAL
 INSTRUMENTS; PARTS AND
 ACCESSORIES THEREOF**

Chapter 90 - Optical, photographic, cinematographic, measuring, checking, precision, medical or surgical instruments and apparatus; parts and accessories thereof

- " 91 - Clocks and watches and parts thereof
- " 92 - Musical instruments; parts and accessories of such articles

SECTION XIX
**ARMS AND AMMUNITION; PARTS AND
 ACCESSORIES THEREOF**

Chapter 93 - Arms and ammunition; parts and accessories thereof

SECTION XX
MISCELLANEOUS MANUFACTURED ARTICLES

Chapter 94 - Furniture; bedding, mattresses, mattress supports, cushions and similar stuffed furnishings; lamps and lighting fittings, not elsewhere specified or included; illuminated signs, illuminated name-plates and the like; prefabricated buildings

- " 95 - Toys, games and sports requisites; parts and accessories thereof
- " 96 - Miscellaneous manufactured articles

SECTION XXI
**WORKS OF ART, COLLECTORS'
 PIECES, AND ANTIQUES**

Chapter 97 - Works of art, collectors' pieces, and antiques

- " 98 - Special Provisions

Muka surat ini sengaja dibiarkan kosong.
This page is deliberately left blank.

www.dosm.gov.my



@StatsMalaysia

