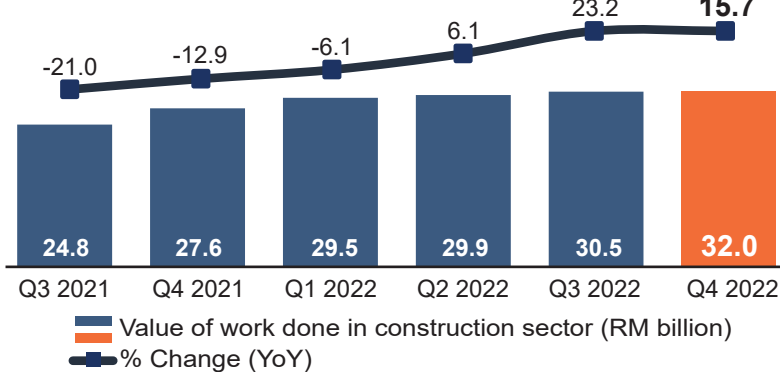




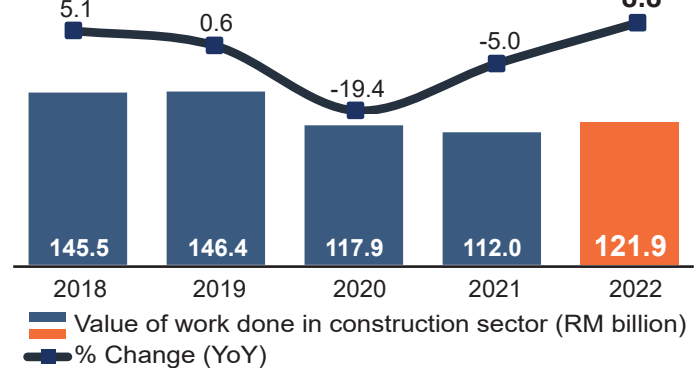
CONSTRUCTION STATISTICS FOURTH QUARTER 2022

The Construction sector continued to perform favourably in the fourth quarter 2022 with growth of 15.7 per cent, while overall 2022 posted a rebound of 8.8 per cent after two years in the declining trend

The value of work done in Construction sector
Q3 2021- Q4 2022



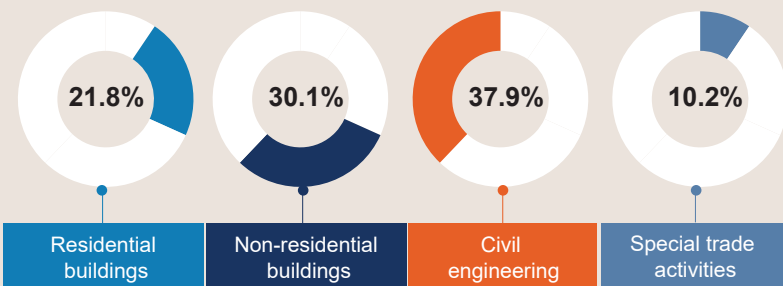
The value of work done in Construction sector
2018- 2022



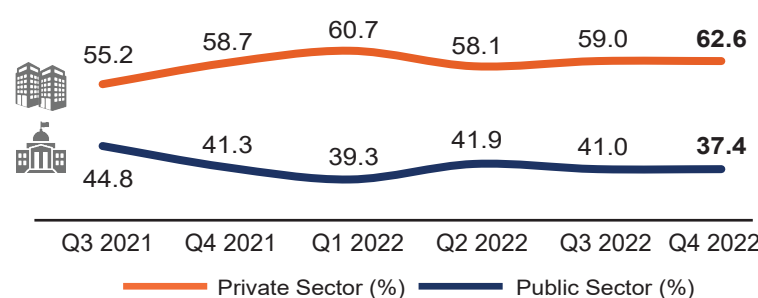
The **Civil engineering sub-sector** recorded the highest growth at 20.8 per cent and followed by **Non-residential buildings** which was 19.0 per cent in Q4 2022

| | | | YoY | QoQ |
|---------------------------|--|---------|-------|-------|
| Residential buildings | | Q4 2022 | 5.3% | 2.3% |
| | | Q3 2022 | 17.8% | -1.1% |
| Non-residential buildings | | Q4 2022 | 19.0% | 3.9% |
| | | Q3 2022 | 37.7% | -1.3% |
| Civil engineering | | Q4 2022 | 20.8% | 4.8% |
| | | Q3 2022 | 14.6% | 5.4% |
| Special trade activities | | Q4 2022 | 12.7% | 13.1% |
| | | Q3 2022 | 32.2% | 6.8% |

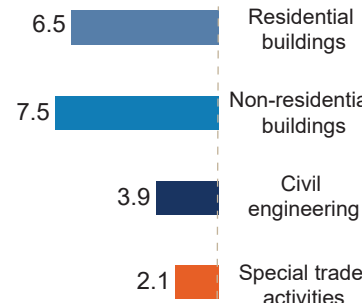
More than two-thirds of work done value was contributed by the **Civil engineering** and **Non-residential buildings** sub-sectors



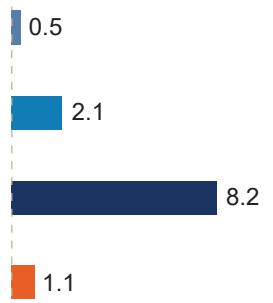
Private sector continued to provide the main impetus to the growth of the Construction sector in Q4 2022



Value of work done of
Private sector (RM bil.)



Value of work done of
Public sector (RM bil.)



More than 60 per cent of the work done value in Q4 2022 was concentrated in Selangor, Wilayah Persekutuan, Sarawak and Johor

