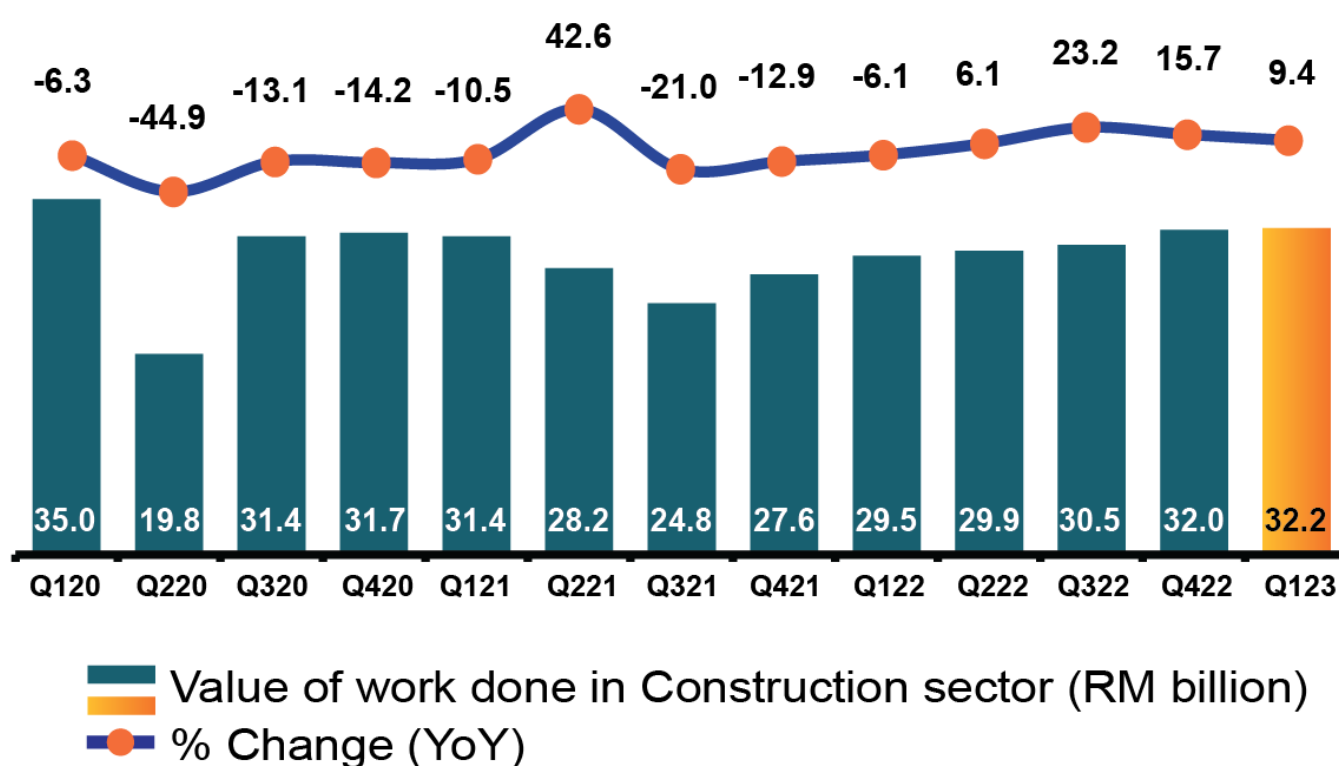




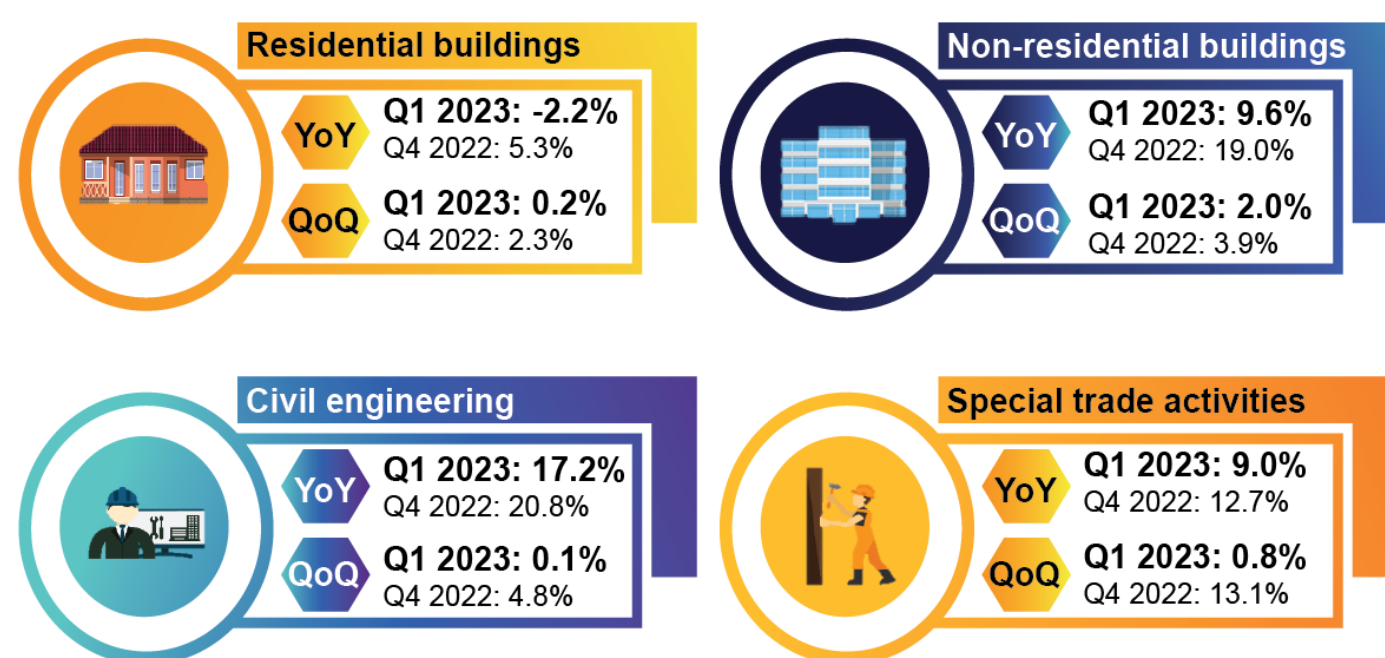
## CONSTRUCTION STATISTICS FIRST QUARTER 2023

The Construction sector sustained its positive momentum in the first quarter of 2023, registering a growth of 9.4 per cent

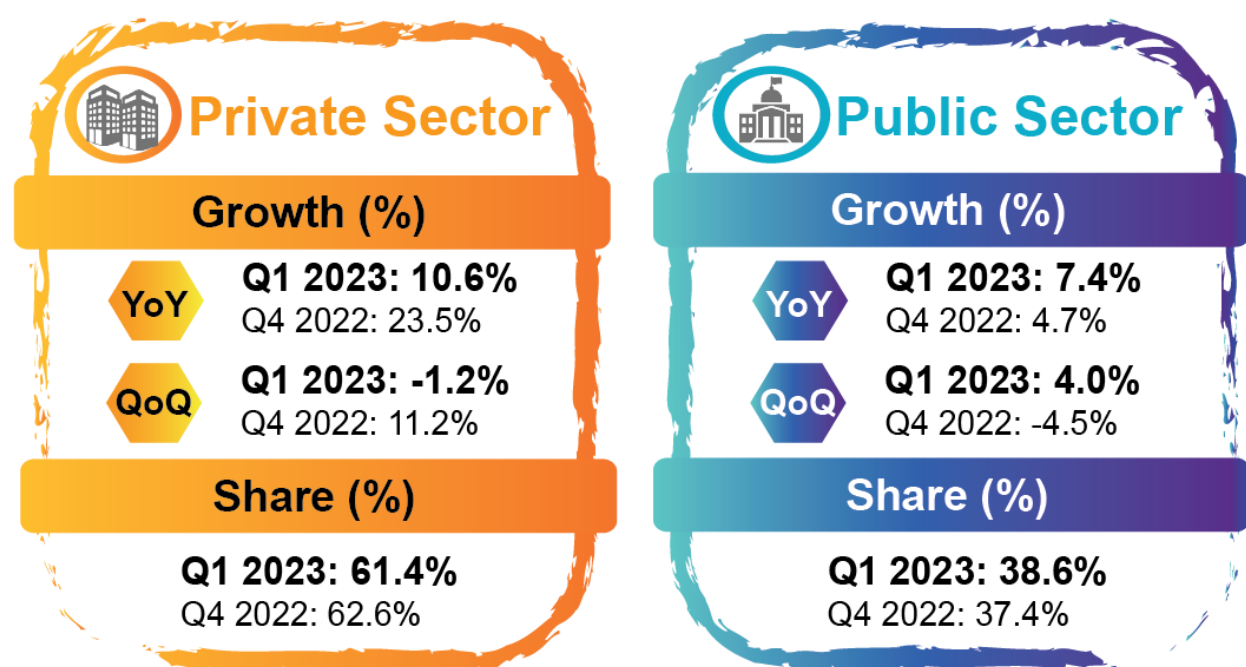
The value of work done in Construction sector  
Q1 2020 - Q1 2023



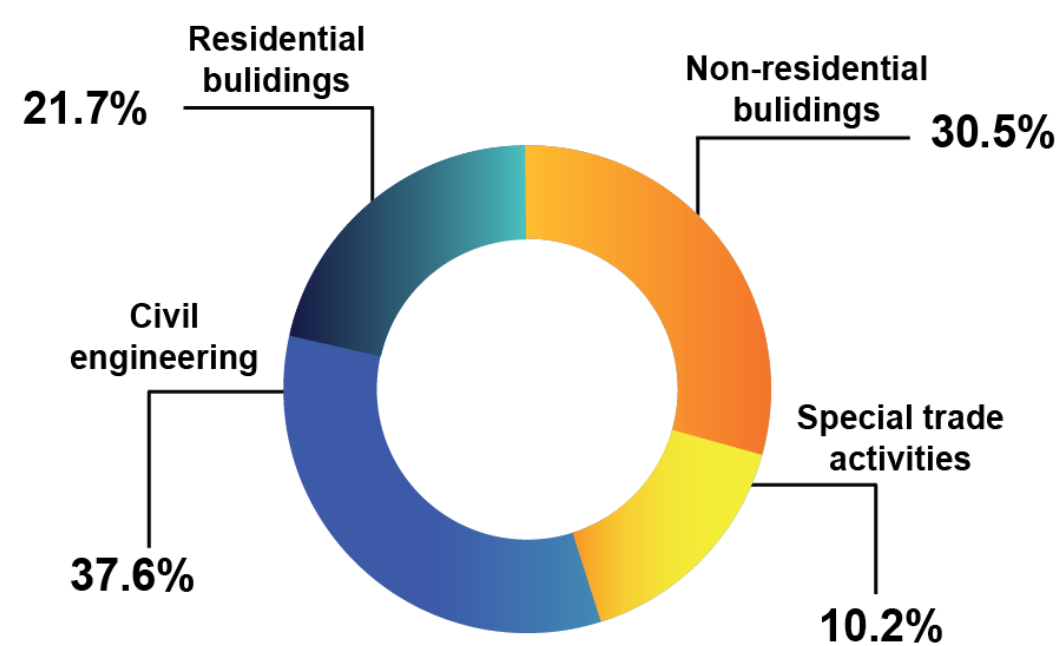
The **Civil engineering** sub-sector recorded the highest growth at 17.2 per cent followed by **Non-residential buildings** sub-sector which increased by 9.6 per cent in Q1 2023



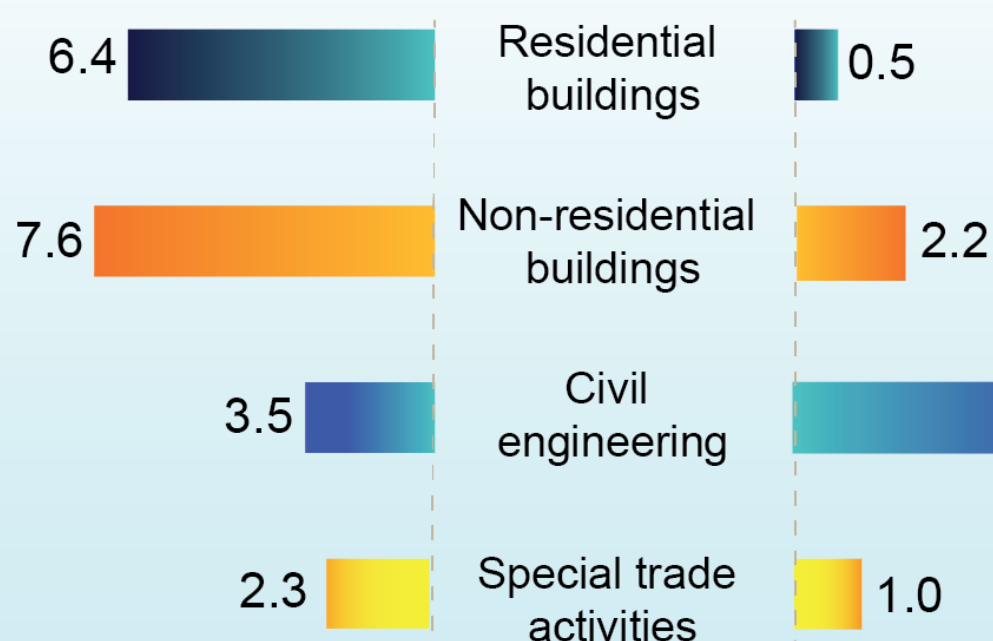
**Private sector** remained as the main impetus to the growth of the Construction sector in Q1 2023



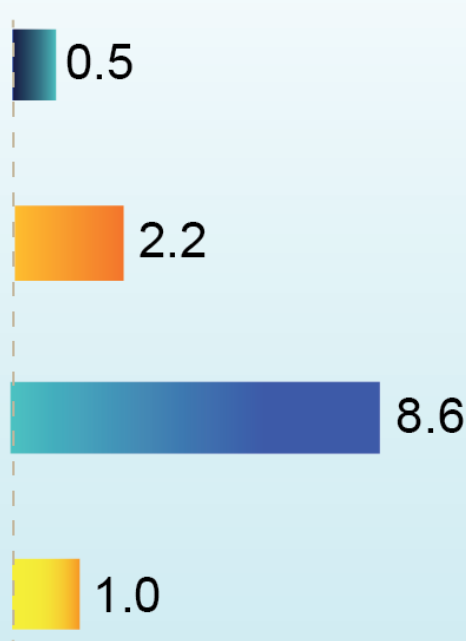
The **Civil engineering** and **Non-residential buildings** sub-sectors represented over two-thirds of the total value of work done in Q1 2023



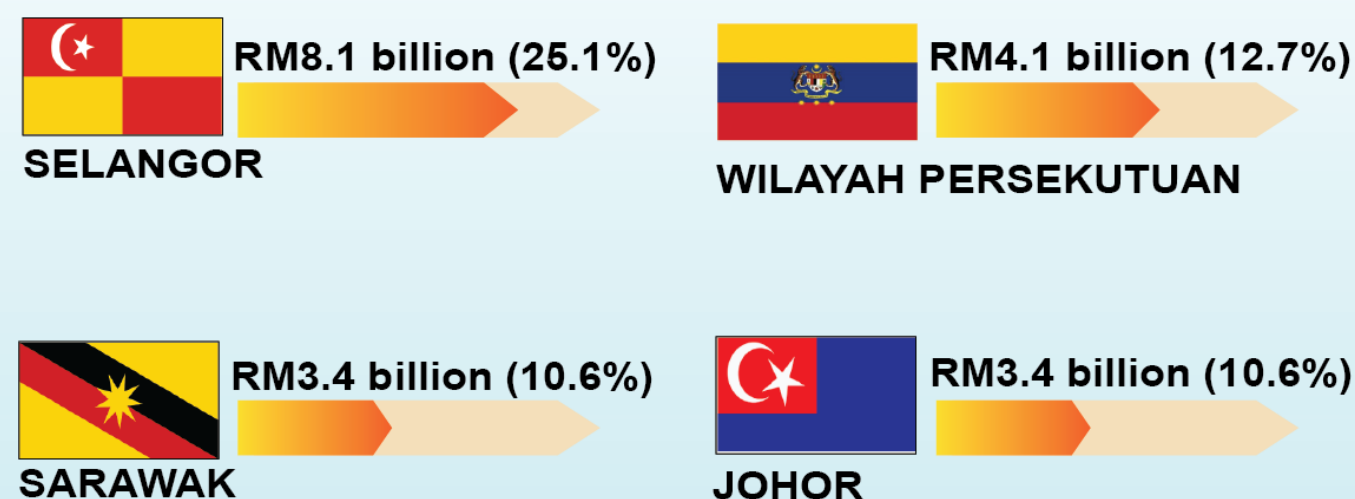
Value of work done of private sector (RM bil.)



Value of work done of public sector (RM bil.)



More than half of the work done value in Q1 2023 was concentrated in **Selangor**, **Wilayah Persekutuan**, **Sarawak** and **Johor**





## ***The Construction sector sustained its positive momentum in the first quarter of 2023, registering a growth of 9.4 per cent***

- The Construction sector sustained its positive momentum in the first quarter of 2023 with the value of work done expanded by 9.4 per cent to RM32.2 billion. The expansion of value of work done in this quarter was supported by a double-digit increase in Civil engineering (17.2%); followed by Non-Residential buildings sub-sectors and Special trade activities which increased by 9.6 per cent and 9.0 per cent respectively. Meanwhile, the value of work done in the Residential buildings sub-sector declined by 2.2 per cent as against positive growth of 5.3 per cent recorded in the previous quarter.
- In comparison with the preceding quarter, all sub-sectors showed positive growth with the Non-residential buildings sub-sector recorded the highest increased of 2.0 per cent, followed by Special trade activities (0.8%), Residential buildings sub-sector (0.2%) and the Civil engineering sub-sector (0.1%).
- During the first quarter of 2023, the total work done value of Civil engineering sub-sector accounting for RM12.1 billion or 37.6 per cent, while Non-residential buildings contributed 30.5 per cent with a value of RM9.8 billion. Additionally, the Residential buildings and Special trade activities represented 21.7 per cent and 10.2 per cent of the work done value respectively.
- The private sector remained as the main impetus to the growth in this quarter, with an increase of 10.6 per cent (Q4 2022: 23.5%). The value of work done by the private sector amounted to RM19.8 billion or 61.4 per cent of the total construction work done value. Non-residential buildings and Residential buildings sub-sectors remained significant contributors to the private sector which contributed 38.4 per cent (RM7.6 billion) and 32.5 per cent (RM6.4 billion) respectively.
- On the other hand, the value of work done owned by the public sector stood at RM12.4 billion or 38.6 per cent of the total value, which rose by 7.4 per cent in this quarter (Q4 2022: 4.7%). The Civil engineering sub-sector was the major contributor with a share of 69.4 per cent (RM8.6 billion).
- Analysing the performance of the Construction sector by state, more than one-third of the work done value in the first quarter of 2023 was concentrated in Selangor (RM8.1 billion or 25.1%); and Wilayah Persekutuan (RM4.1 billion or 12.7%). Sarawak and Johor ranked next, with both recording the value of work done at RM3.4 billion (10.6%).

**Released by: Department of Statistics Malaysia (DOSM)**