

# LABOUR FORCE MALAYSIA, FOURTH QUARTER 2023

The number of unemployed persons continued to fall to **565.0 thousand** persons in fourth quarter 2023, with an unemployment rate of **3.3 per cent**

## LABOUR FORCE

### LABOUR FORCE

Q4 2023

**16.91 million**

Q3 2023: 16.82 million ▲ 0.5%

The number of labour force in the fourth quarter of 2023 rose by 0.5 per cent to 16.91 million persons

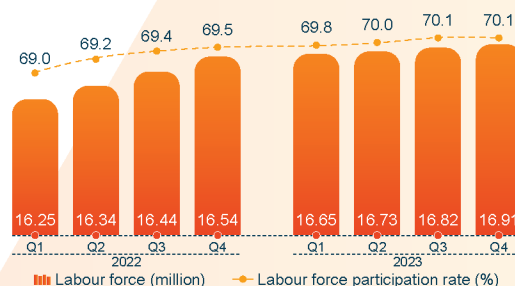
### LABOUR FORCE PARTICIPATION RATE

Q4 2023

**70.1%**

Q3 2023: 70.1% ▲ 0.06pp

LABOUR FORCE AND LABOUR FORCE  
PARTICIPATION RATE, MALAYSIA,  
Q1 2022 - Q4 2023



## EMPLOYED


Q4 2023

**16.35 million**

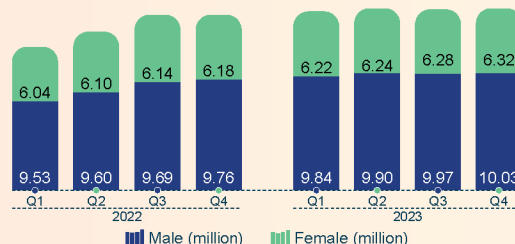
Q3 2023: 16.25 million ▲ 0.6%

The total number of employed person edged up by 0.6 per cent to register 16.35 million persons during the quarter

EMPLOYED PERSON BY  
EMPLOYMENT STATUS,  
MALAYSIA, Q4 2023



EMPLOYED PERSON BY SEX,  
MALAYSIA, Q1 2022 - Q4 2023



## UNEMPLOYMENT

### UNEMPLOYED

Q4 2023

**565.0 thousand**

Q3 2023: 573.1 thousand ▼ 1.4%

The number of unemployed person reduced further by 1.4 per cent to 565.0 thousand persons

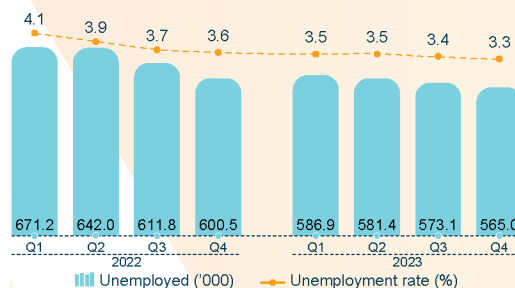
### UNEMPLOYMENT RATE

Q4 2023

**3.3%**

Q3 2023: 3.4% ▼ 0.1pp

UNEMPLOYED AND UNEMPLOYMENT RATE,  
MALAYSIA, Q1 2022 - Q4 2023



## OUTSIDE LABOUR FORCE

Q4 2023

**7.20 million**

Q3 2023: 7.18 million ▲ 0.2%

The number of outside labour force increased by 0.2 per cent to record 7.20 million persons in the fourth quarter of 2023

# LABOUR FORCE MALAYSIA, FOURTH QUARTER 2023

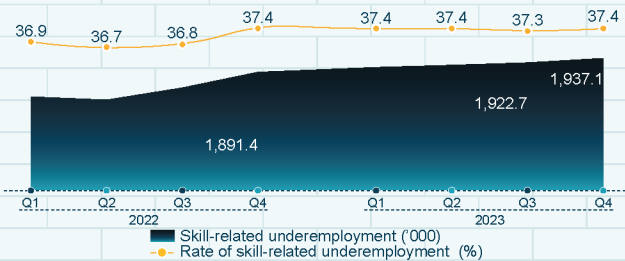


## UNDEREMPLOYMENT

EMPLOYED PERSONS WORKING LESS THAN 30 HOURS PER WEEK AND TIME - RELATED UNDEREMPLOYMENT, MALAYSIA, Q1 2022 - Q4 2023



SKILL - RELATED UNDEREMPLOYMENT, MALAYSIA, Q1 2022 - Q4 2023



## UNEMPLOYMENT

UNEMPLOYMENT BY SEX, MALAYSIA, Q4 2023



MALE

Unemployed ('000)

Q4 2023 326.0 THOUSAND

Unemployment rate (%)

Q4 2023 3.1%



FEMALE

Unemployed ('000)

Q4 2023 239.0 THOUSAND

Unemployment rate (%)

Q4 2023 3.6%

UNEMPLOYMENT BY AGE GROUP, MALAYSIA, Q3 2023 & Q4 2023

15 - 24 year

294.4 thousand

295.1 thousand

25 - 34 year

155.6 thousand

149.2 thousand

35 - 44 year

42.0 thousand

52.8 thousand

45 - 54 year

38.6 thousand

37.7 thousand

55 - 64 year

34.4 thousand

38.3 thousand

Q4 2023

Q3 2023

UNEMPLOYMENT CATEGORY, MALAYSIA, Q3 2023 & Q4 2023

Active unemployed

Q4 2023 81.6%

Q3 2023 81.8%

Inactive unemployed

Q4 2023 18.4%

Q3 2023 18.2%

## LABOUR FORCE PARTICIPATION RATE (LFPR) AND UNEMPLOYMENT RATE (UR) BY STATE, Q3 2023 & Q4 2023



JOHOR

LFPR : 71.1% (70.6%)

UR : 2.3% (2.5%)



NEGERI SEMBILAN

LFPR : 66.9% (67.7%)

UR : 2.4% (2.4%)



PERLIS

LFPR : 66.0% (66.4%)

UR : 2.0% (2.4%)



SARAWAK

LFPR : 70.5% (69.9%)

UR : 3.4% (3.4%)



KEDAH

LFPR : 67.0% (66.4%)

UR : 2.1% (2.3%)



PAHANG

LFPR : 65.2% (65.5%)

UR : 2.5% (2.7%)



SELANGOR

LFPR : 76.2% (77.0%)

UR : 2.3% (2.3%)



W.P. KUALA LUMPUR

LFPR : 73.7% (73.4%)

UR : 3.3% (3.4%)



KELANTAN

LFPR : 62.1% (61.7%)

UR : 4.0% (4.1%)



PULAU PINANG

LFPR : 73.3% (72.5%)

UR : 2.0% (2.1%)



TERENGGANU

LFPR : 60.0% (60.1%)

UR : 4.6% (4.4%)



W.P. LABUAN

LFPR : 66.9% (66.8%)

UR : 7.0% (7.3%)



MELAKA

LFPR : 67.5% (67.1%)

UR : 2.6% (2.8%)



PERAK

LFPR : 65.2% (64.8%)

UR : 3.3% (3.3%)



SABAH

LFPR : 70.7% (70.6%)

UR : 7.4% (7.5%)



W.P. PUTRAJAYA

LFPR : 74.4% (75.6%)

UR : 1.5% (0.5%)

LFPR Q4 2023 (Q3 2023)  
UR Q4 2023 (Q3 2023)