

# DEMOGRAPHIC STATISTICS MALAYSIA FIRST QUARTER 2024

## POPULATION

34.0 mil.  
↑ 2.3%

population growth as compared to the first quarter of 2023 (33.2 million)

### Citizenship



Citizens

30.4 million 30.6 million

Q1 2023

Q1 2024



Non-citizens

2.8 million 3.4 million

Q1 2023

Q1 2024

### Population by Sex



Male

17.8 million

17.4 million

Q1 2024

Q1 2023




Female

16.1 million

15.8 million

### Sex Ratio



111 males per 100 females

### Age Group



Total

Q1 2024

Q1 2023

0-14 years

7.7 mil.

15-64 years

23.8 mil.

65+ years

2.5 mil.

60+ years

3.8 mil.

7.5 mil.

23.2 mil.

2.5 mil.

3.7 mil.



Male

Q1 2024

Q1 2023

0-14 years

3.9 mil.

15-64 years

12.7 mil.

65+ years

1.2 mil.

60+ years

1.9 mil.

3.9 mil.

12.3 mil.

1.2 mil.

1.8 mil.



Female

Q1 2024

Q1 2023

0-14 years

3.7 mil.

15-64 years

11.1 mil.

65+ years

1.3 mil.

60+ years

1.9 mil.

3.6 mil.

10.9 mil.

1.3 mil.

1.9 mil.

## LIVE BIRTHS



106,386

Live births for first quarter 2024 **decreased 9.4%** as compared to first quarter 2023 (117,413)

### Male Babies

Q1 2024: 54,747

Q1 2023: 60,669

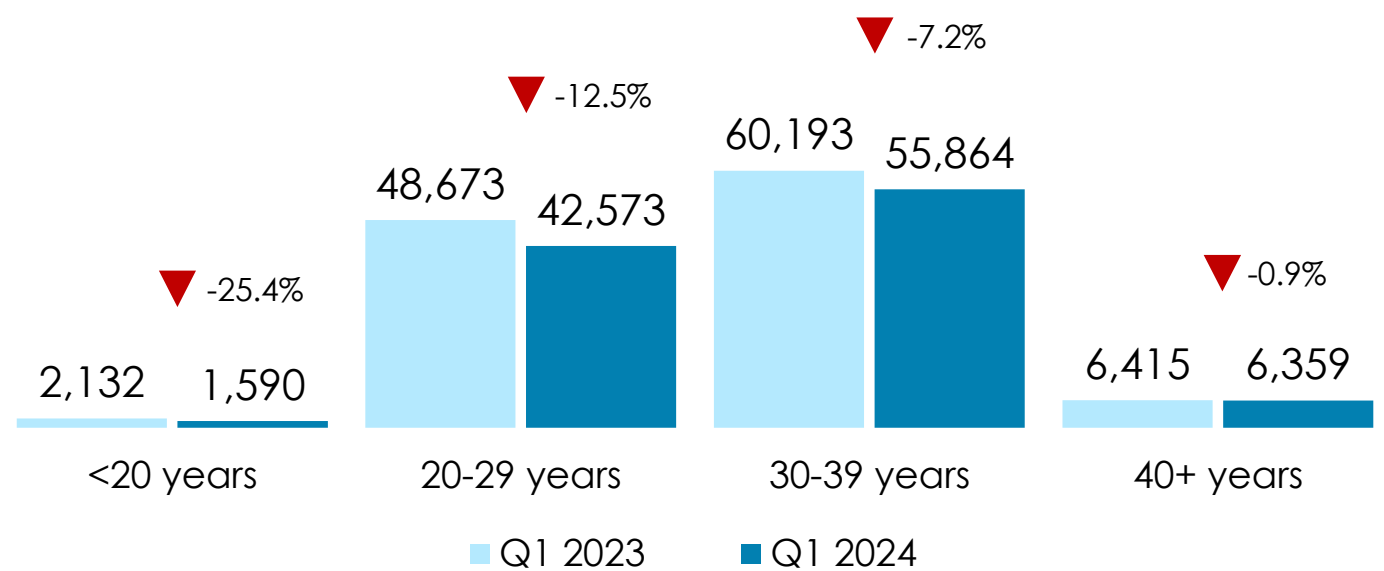


### Female Babies

Q1 2024: 51,639

Q1 2023: 56,744

### Mother's Age Group



## DEATHS



47,964

Deaths for first quarter 2024 **decreased 1.5%** as compared to first quarter 2023 (48,693)

### Male

Q1 2024: 27,434

Q1 2023: 27,834

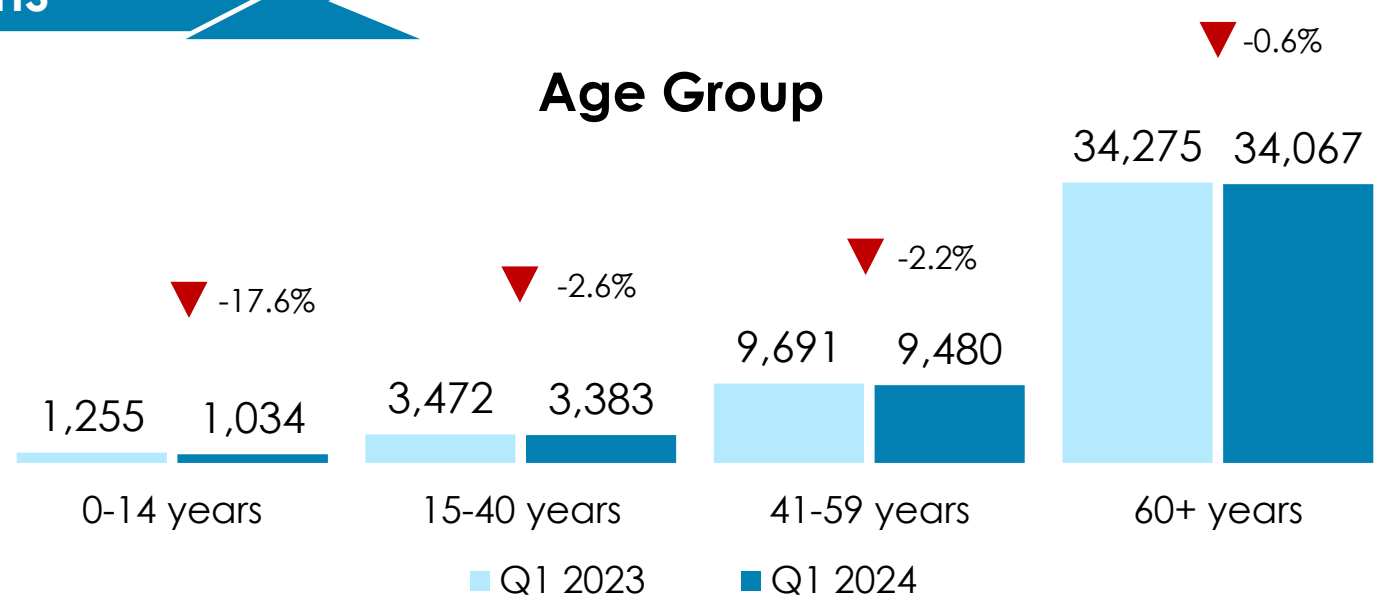


### Female

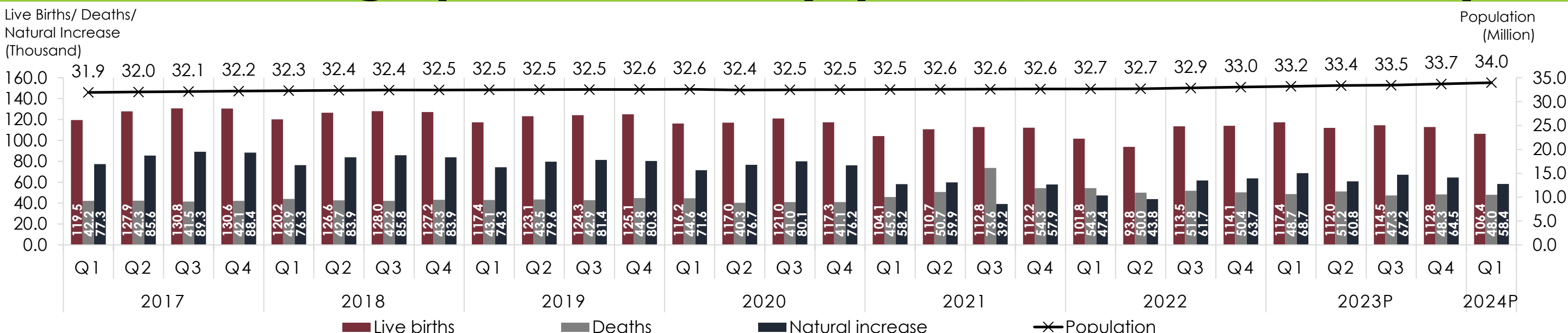
Q1 2024: 20,530

Q1 2023: 20,859

### Age Group



## Chart 1: Demographic statistics by quarter, 2017-2024<sup>P</sup>, Malaysia



@StatsMalaysia





## LIVE BIRTHS AND DEATHS DECREASED 9.4 PER CENT AND 1.5 PER CENT, RESPECTIVELY, IN THE FIRST QUARTER 2024

- The number of live births for the first quarter of 2024 decreased 9.4 per cent from 117,413 births in the first quarter of 2023 to 106,386 births. Male babies outnumbered female babies with 54,747 births as compared to 51,639 births for females.
- Selangor recorded the highest live births with 19,951 births (18.8%) while Wilayah Persekutuan Labuan recorded the lowest (323 births: 0.3%). Mothers aged 30-39 years recorded the highest live births in the first quarter 2024 which was 55,864 (52.5%), followed by mothers aged 20-29 years (40.0%), 40 years and over (6.0%) and less than 20 years (1.5%).
- A total of 47,964 deaths was recorded in the first quarter 2024, a decrease of 1.5 per cent as compared to the first quarter 2023 (48,693 deaths). The number of deaths recorded for males were 27,434 while females 20,530 deaths.
- In the same period, Selangor recorded the highest number of deaths with 7,730 deaths (16.1%) while Wilayah Persekutuan Putrajaya recorded the lowest with 68 deaths (0.1%). Age group 60 years and over recorded the highest number of deaths at 34,067 deaths (71.0%), followed by age 41-59 years (19.8%), age 15-40 years (7.0%) and age 0-14 years (2.2%).
- Malaysia's population in the first quarter 2024 was estimated at 34.0 million, an increase of 2.3 per cent as compared to the first quarter of 2023 (33.2 million). The total population comprised 30.6 million (90.0%) Citizens and 3.4 million (10.0%) Non-citizens. Males population increased to 17.8 million from 17.4 million in the first quarter of 2023 and females rose to 16.1 million from 15.8 million in the same period. The overall sex ratio of population was 111 males per 100 females while sex ratio for Citizens was 103 males per 100 females.

