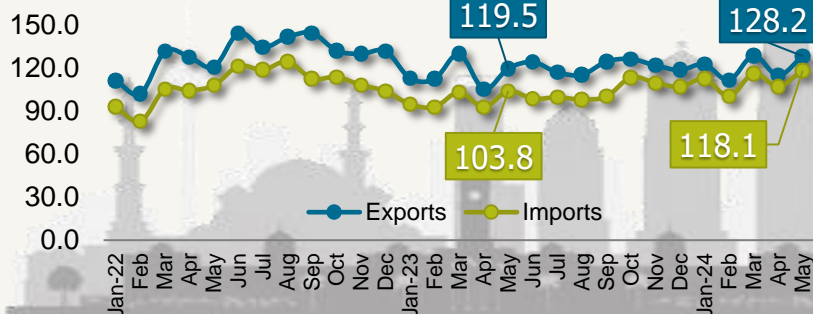




# MAY 2024

## MALAYSIA EXTERNAL TRADE STATISTICS

Malaysia External Trade Statistics  
Jan 2022 – May 2024 (RM billion)



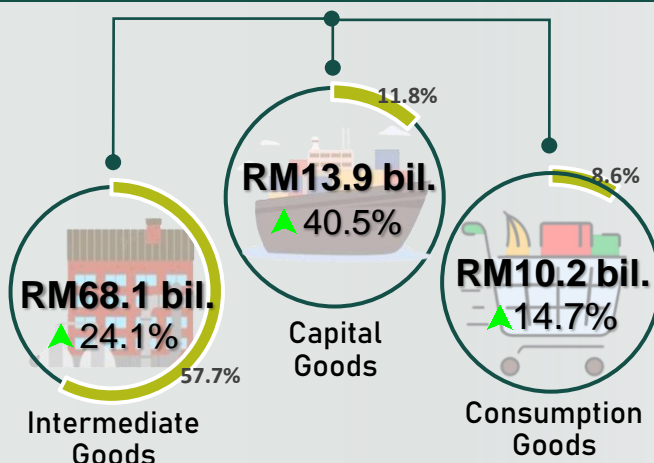
**EXPORTS**  
RM128.2 bil.  
▲ 7.3%

**IMPORTS**  
RM118.1 bil.  
▲ 13.8%

**TRADE  
BALANCE**  
RM10.1 bil.  
▼ 35.4%

**TOTAL  
TRADE**  
RM246.3 bil.  
▲ 10.3%

### IMPORTS BY BEC & END USE



### EXPORTS & IMPORTS SECTORIAL PERFORMANCE

#### EXPORTS

RM110.6 bil.  
▲ 8.3%

RM7.7 bil.  
▼ 17.2%

RM9.1 bil.  
▲ 22.1%

#### IMPORTS

RM97.9 bil.  
▲ 12.3%

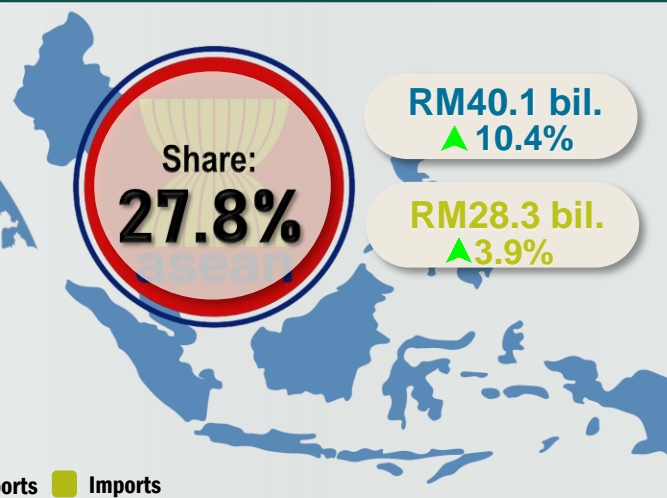
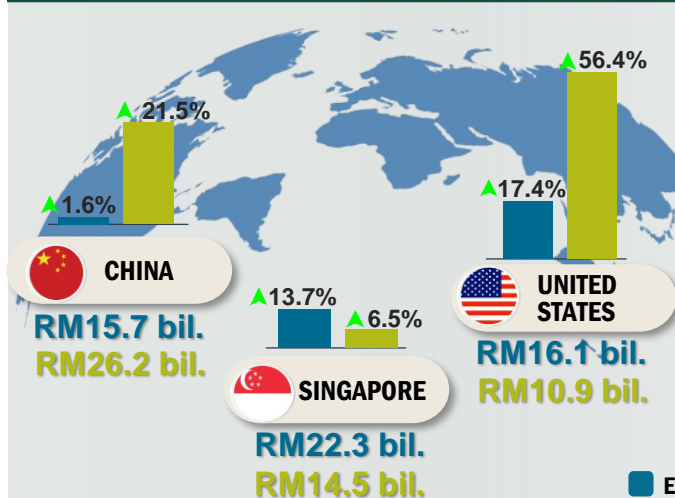
RM11.3 bil.  
▲ 18.6%

RM6.3 bil.  
▲ 15.5%



### TOP 3 TRADING PARTNERS

### TRADING WITH ASEAN



Notes: 1. ▲ ▼ All changes are based on year-on-year (y-o-y) comparison  
2. The May 2024 data is preliminary and subject to revision in later issues.  
3. This report can be accessed through the web portal of the Department of Statistics, Malaysia (<http://www.dosm.gov.my>) under section: Latest Release