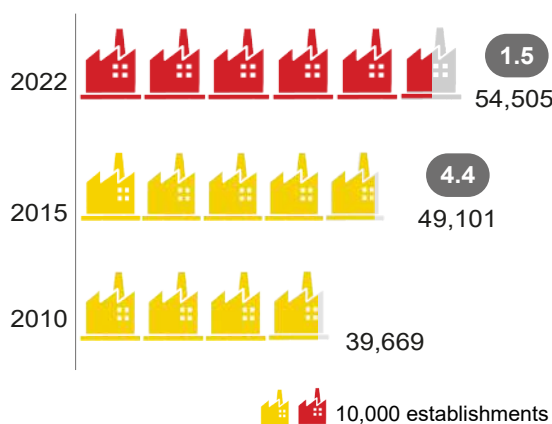


## ECONOMIC CENSUS 2023 MANUFACTURING SECTOR

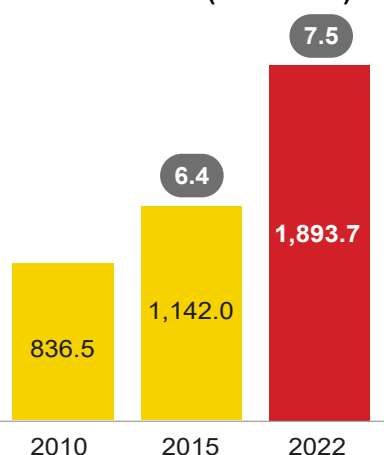
### KEY STATISTICS

Economic Census 2023 revealed 54,505 establishments in Manufacturing sector produced a gross output of RM1.89 trillion in 2022, surged by 7.5 per cent within seven years

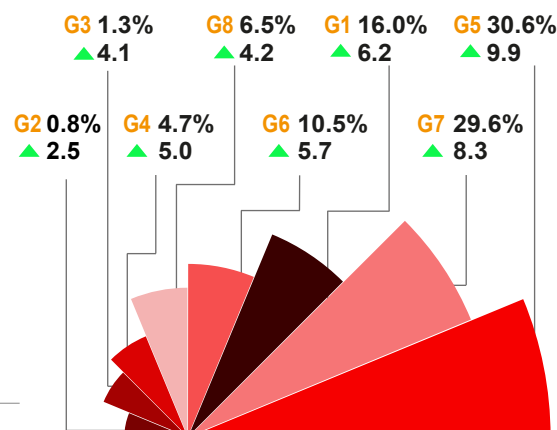
#### NUMBER OF ESTABLISHMENTS



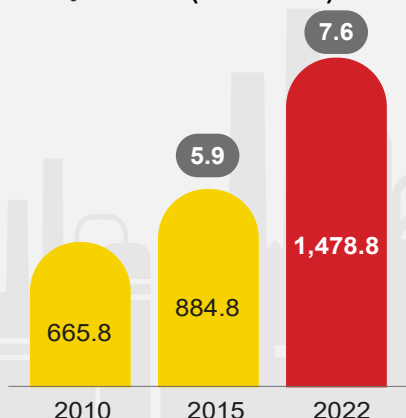
#### GROSS OUTPUT (RM billion)



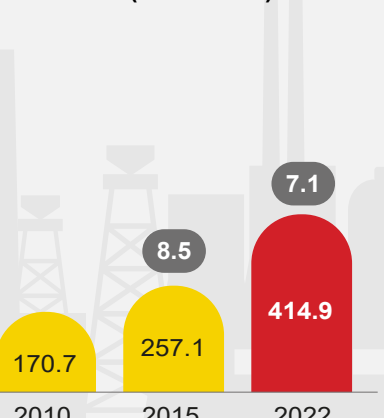
#### Manufacturing sub-sector



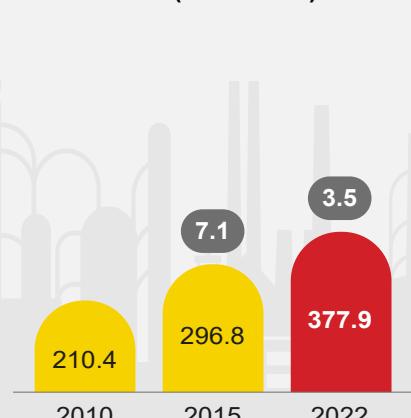
#### INTERMEDIATE INPUT (RM billion)



#### VALUE ADDED (RM billion)

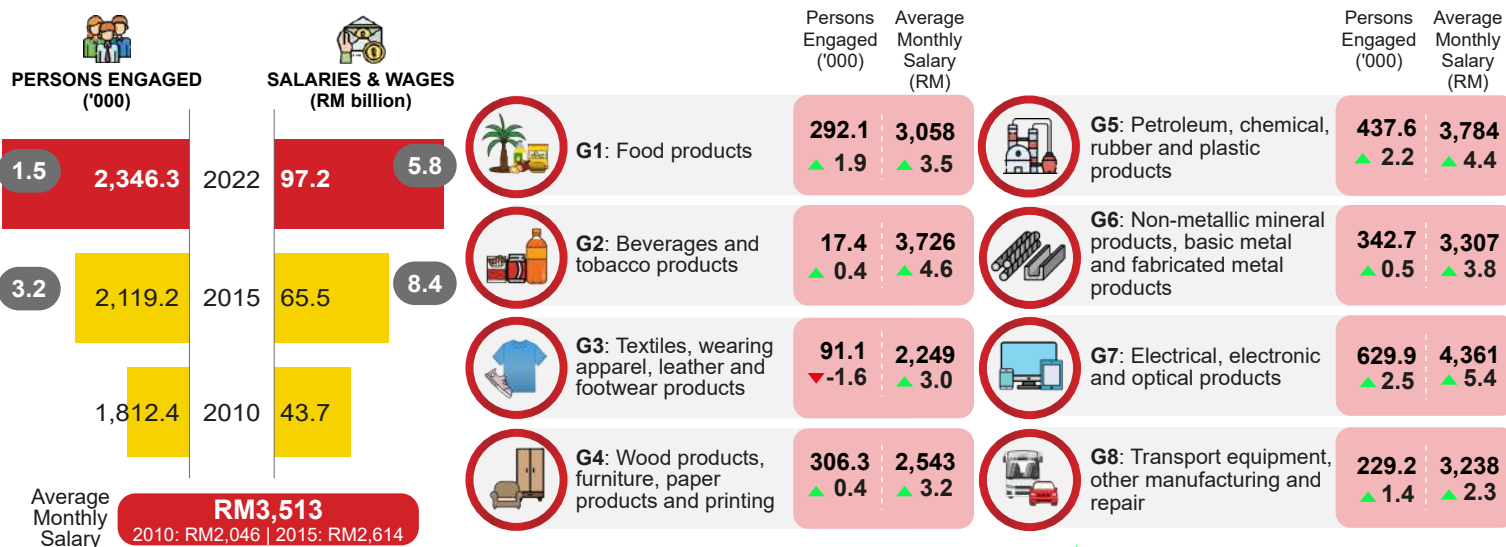


#### FIXED ASSETS (RM billion)



### PERSONS ENGAGED AND SALARIES & WAGES

#### Manufacturing sub-sector





Compound annual growth rate (CAGR)

Source: Economic Census 2023, Manufacturing  
Department of Statistics Malaysia (DOSM)

## ECONOMIC CENSUS 2023 MANUFACTURING SECTOR

### STATES KEY STATISTICS

		GROSS OUTPUT 	INTERMEDIATE INPUT 	VALUE ADDED 	PERSONS ENGAGED 	SALARIES & WAGES 	FIXED ASSETS 
Johor		RM316.4b	RM254.6b	RM61.9b	483,010	RM18.0b	RM81.1b
Kedah		RM87.3b	RM70.5b	RM16.8b	118,195	RM4.6b	RM19.4b
Kelantan		RM5.9b	RM4.8b	RM1.1b	19,349	RM466.4m	RM1.5b
Melaka		RM112.7b	RM91.4b	RM21.3b	99,891	RM4.4b	RM23.5b
Negeri Sembilan		RM115.7b	RM91.1b	RM24.7b	93,162	RM4.5b	RM17.9b
Pahang		RM69.0b	RM55.9b	RM13.1b	54,762	RM2.3b	RM17.7b
Pulau Pinang		RM303.2b	RM245.9b	RM57.3b	371,732	RM18.5b	RM39.7b
Perak		RM75.2b	RM57.6b	RM17.7b	147,337	RM5.3b	RM19.9b
Perlis		RM4.0b	RM3.3b	RM714.7m	5,167	RM124.4m	RM432.6m
Selangor		RM516.4b	RM386.9b	RM129.5b	723,767	RM29.8b	RM85.1b
Terengganu		RM47.3b	RM33.3b	RM14.0b	26,516	RM1.5b	RM10.2b
Sabah		RM48.9b	RM42.0b	RM6.9b	61,651	RM1.7b	RM11.3b
Sarawak		RM176.6b	RM131.3b	RM45.3b	101,167	RM4.3b	RM45.6b
W.P. Kuala Lumpur		RM11.4b	RM8.2b	RM3.2b	37,617	RM1.4b	RM3.5b
W.P. Labuan		RM3.5b	RM2.1b	RM1.4b	2,748	RM200.0m	RM1.1b
W.P. Putrajaya		RM8.5m	RM4.2m	RM4.3m	182	RM3.9m	RM1.2m

Note: b: billion  
m: million

Source: Economic Census 2023, Manufacturing  
Department of Statistics Malaysia (DOSM)