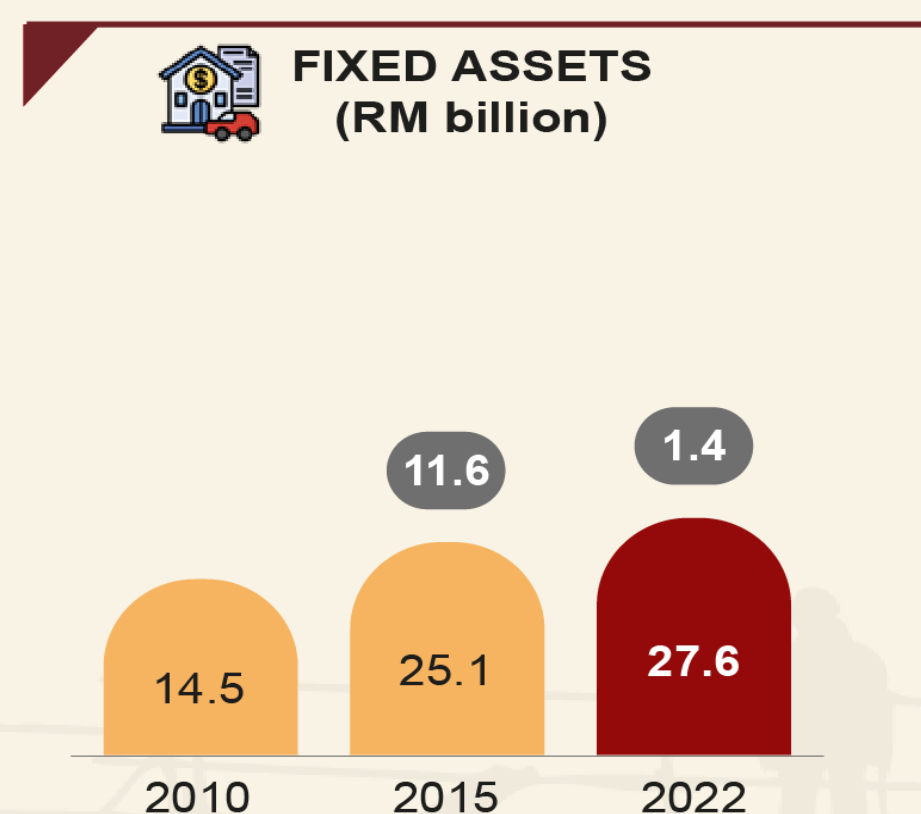
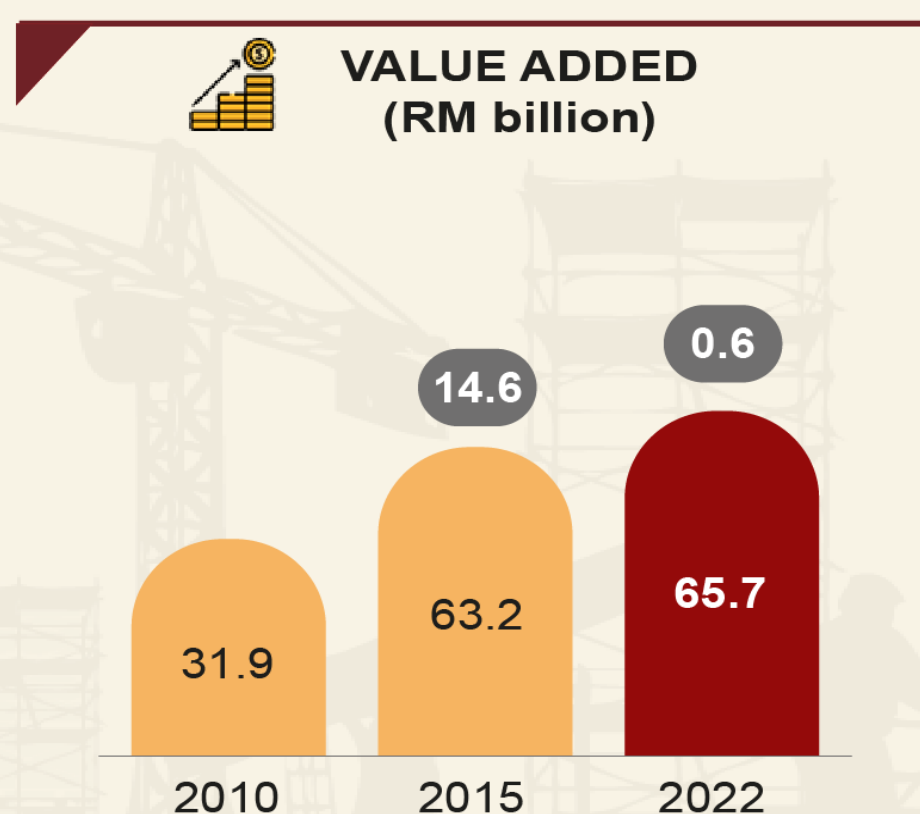
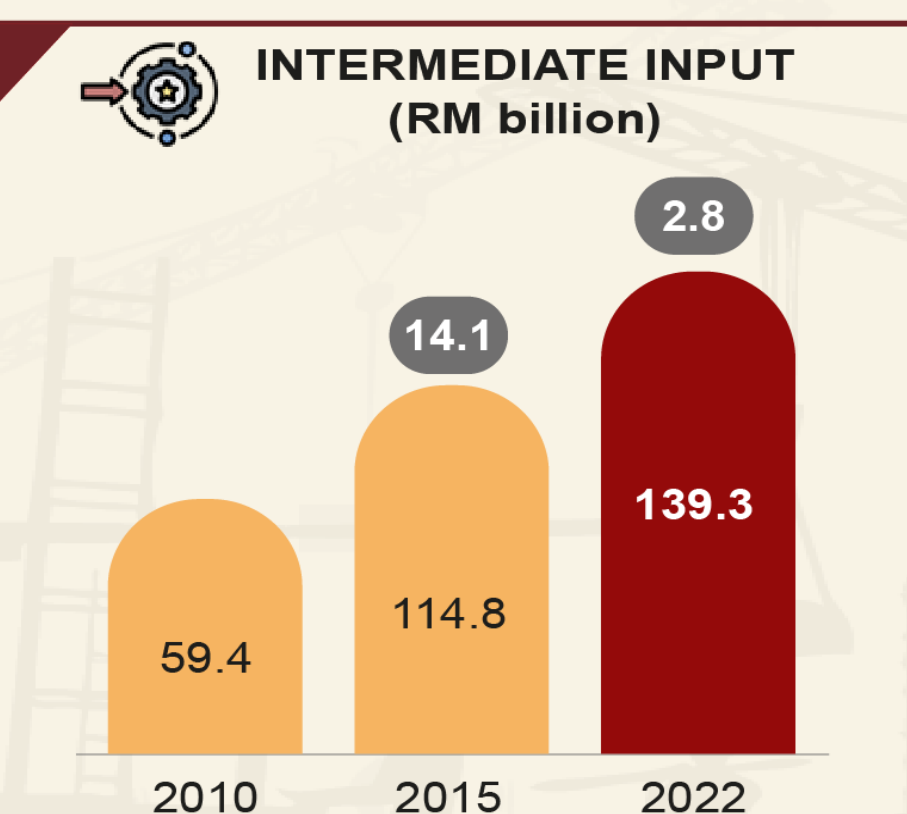
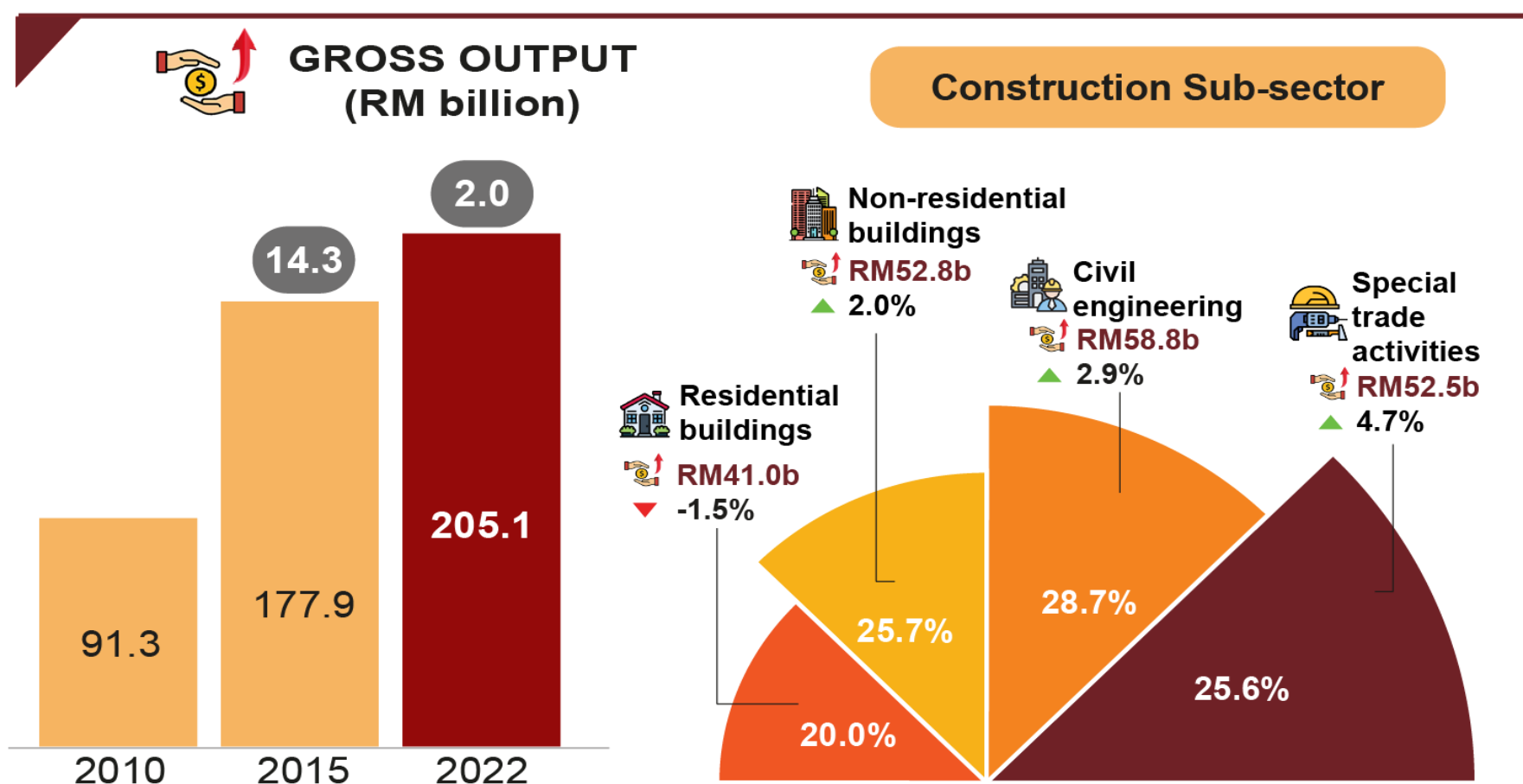
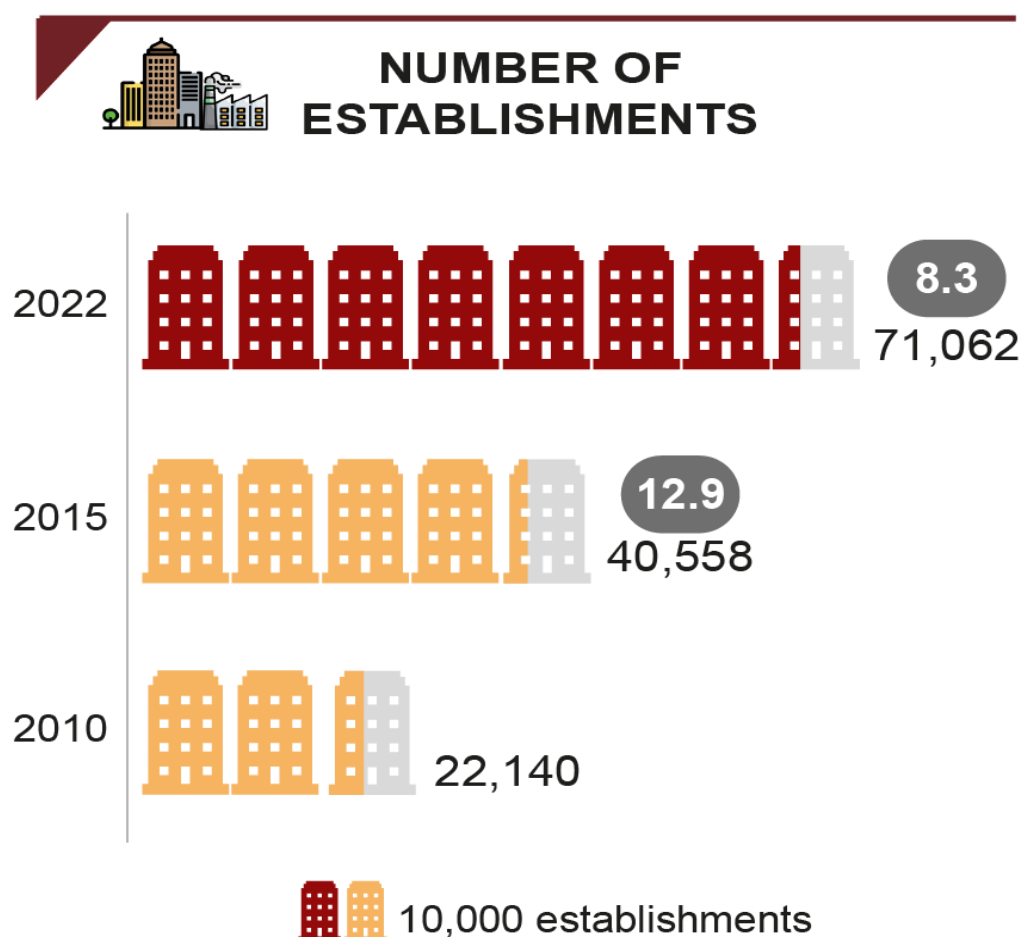





ECONOMIC CENSUS 2023 CONSTRUCTION SECTOR

KEY STATISTICS

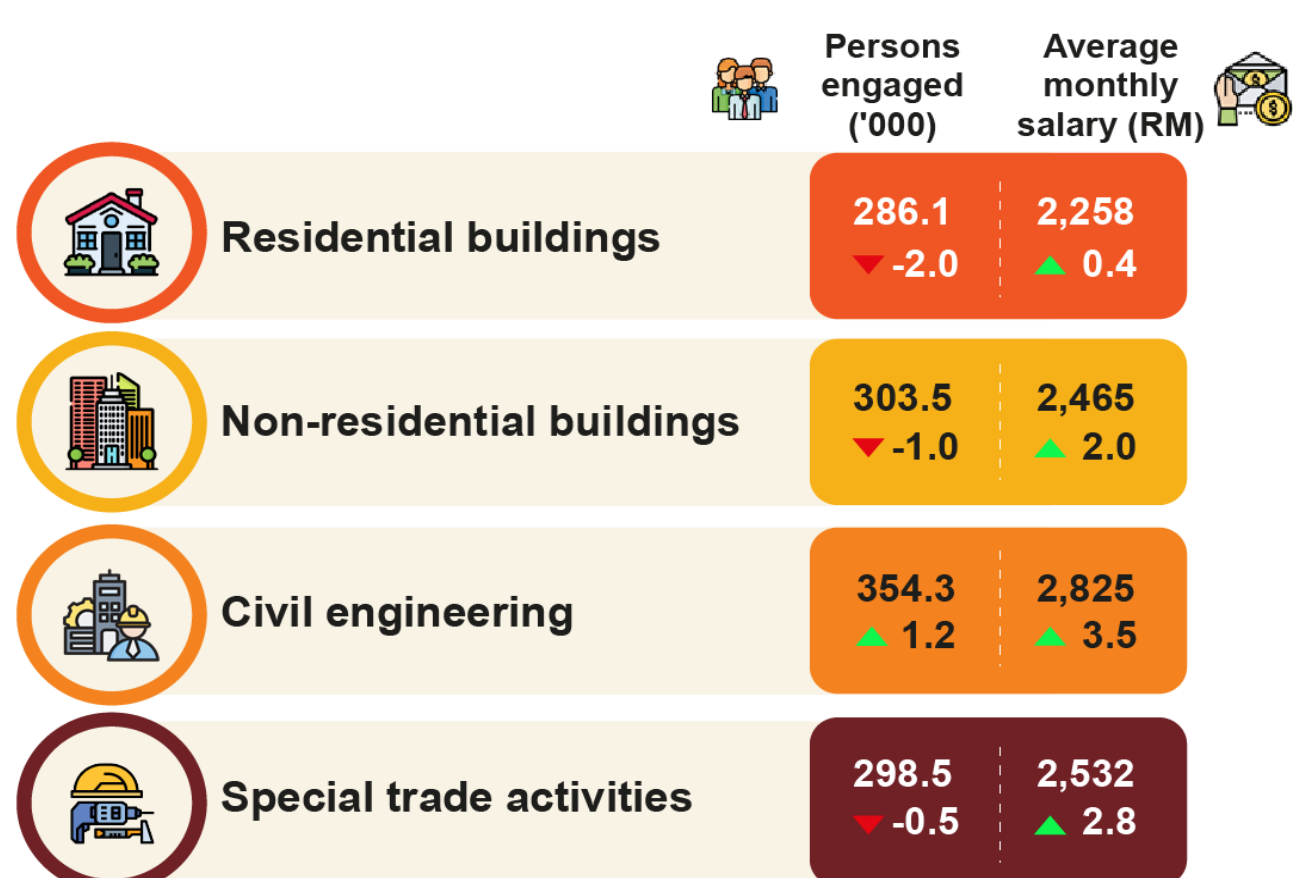
Economic Census 2023 revealed 71,062 establishments in Construction sector generating RM205.1 billion of gross output in 2022



PERSONS ENGAGED AND SALARIES & WAGES



Construction Sub-sector



Compound annual growth rate (CAGR)

Source: Economic Census 2023, Construction
Department of Statistics Malaysia (DOSM)



ECONOMIC CENSUS 2023 CONSTRUCTION SECTOR
STATES KEY STATISTICS

		<div>GROSS OUTPUT</div> <div></div>	<div>INTERMEDIATE INPUT</div> <div></div>	<div>VALUE ADDED</div> <div></div>	<div>PERSONS ENGAGED</div> <div></div>	<div>SALARIES & WAGES</div> <div></div>	<div>FIXED ASSETS</div> <div></div>
Johor		RM23.7b	RM16.7b	RM7.0b	160,253	RM4.5b	RM3.5b
Kedah		RM6.5b	RM4.4b	RM2.1b	31,534	RM0.8b	RM0.7b
Kelantan		RM3.9b	RM2.6b	RM1.2b	17,350	RM0.5b	RM0.6b
Melaka		RM3.0b	RM2.0b	RM1.0b	23,564	RM0.6b	RM0.4b
Negeri Sembilan		RM6.0b	RM4.1b	RM1.9b	48,528	RM1.2b	RM0.7b
Pahang		RM7.0b	RM4.7b	RM2.3b	45,697	RM1.3b	RM1.0b
Pulau Pinang		RM12.8b	RM8.6b	RM4.2b	81,304	RM2.2b	RM1.7b
Perak		RM8.9b	RM6.0b	RM3.0b	66,714	RM1.8b	RM1.7b
Perlis		RM0.4b	RM0.3b	RM0.1b	4,188	RM0.1b	RM0.04b
Selangor		RM64.2b	RM43.9b	RM20.2b	316,100	RM10.3b	RM9.9b
Terengganu		RM5.5b	RM3.5b	RM2.0b	32,816	RM1.0b	RM0.5b
Sabah		RM11.1b	RM7.7b	RM3.4b	66,705	RM1.8b	RM1.3b
Sarawak		RM17.6b	RM11.6b	RM6.0b	99,399	RM2.9b	RM2.2b
W.P. Kuala Lumpur		RM33.2b	RM22.4b	RM10.8b	235,655	RM7.1b	RM3.1b
W.P. Labuan		RM0.4b	RM0.3b	RM0.1b	2,696	RM0.1b	RM0.1b
W.P. Putrajaya		RM1.1b	RM0.7b	RM0.4b	9,909	RM0.3b	RM0.2b

Note: b: billion

Source: Economic Census 2023, Construction
Department of Statistics Malaysia (DOSM)

Released by: Department of Statistics Malaysia (DOSM)



Economic Census 2023 revealed 71,062 establishments in Construction sector generating RM205.1 billion of gross output in 2022

- There were 71,062 **establishments** operating in 2022, with an annual growth rate of 8.3 per cent compared to the previous census conducted in 2016 for the reference year 2015 (40,558 establishments). A total of 25,886 establishments or 36.4 per cent share was concentrated in the Special trade activities sub-sector; followed by the Civil engineering sub-sector (15,976 establishments; 22.5%) and the Non-residential buildings sub-sector (14,967 establishments; 21.1%). Meanwhile, the Residential buildings sub-sectors accounted for 14,233 establishments (Share: 20.0%).
- The value of **gross output** for the Construction sector amounted to RM205.1 billion in 2022, improved by 2.0 per cent annually. The rise was predominantly attributable to the strong growth in the Special trade activities sub-sector by 4.7 per cent, registering RM52.5 billion (2015: RM38.1 billion). Before the pandemic COVID-19, the gross output in this sector was predominantly contributed by the Civil engineering sub-sector encompassing the development of infrastructure such as roads, railways, bridges and utility projects. However, post-pandemic period showed the Special trade activities sub-sector has grown strongly and became a major contributor to the Construction sector in 2022.
- The **intermediate input** for the overall Construction sector rose by 2.8 per cent annually to RM139.3 billion as compared to 2015. The increase was largely due to the rise in cost of major construction materials, such as cement and iron steel as indicated in the Building Construction Index (BCI) from 2020 to 2022 across Peninsular Malaysia.
- The total **value added** increased by 0.6 per cent to RM65.7 billion in 2022 (2015: RM63.2 billion). Although the Civil engineering sub-sector ranked second in terms of gross output produced, this sub-sector was the major contributor of the value added with a share of 27.1 per cent or equivalent to RM17.8 billion. This was followed by the Non-residential buildings sub-sector with a contribution of 26.5 per cent (RM17.4 billion) and the Residential buildings sub-sector (20.2%; RM13.3 billion). Meanwhile, the Special trade activities sub-sector recorded a contribution of 26.2 per cent or RM17.3 billion.

Released by: Department of Statistics Malaysia (DOSM)



@StatsMalaysia



- The number of **persons engaged** in the Construction sector decreased by 0.5 per cent annually, accounting for 1.24 million persons in 2022 (2015: 1.29 million persons). Only the Civil engineering sub-sector recorded a positive growth of 1.2 per cent to 354.3 thousand persons engaged (2015: 325.7 thousand persons). The semi-skilled workers were the highest contributor (78.7%), followed by skilled workers (14.9%) and low-skilled workers (6.4%).
- The total **salaries and wages** paid increased by 1.5 per cent annually, amounting to RM36.4 billion in 2022 compared to RM32.9 billion in 2015. This resulted in an average salary and wages in the Construction sector raising to RM2,536 per month compared to RM2,162 per month in 2015. Employees in the Civil engineering sub-sector received the highest average salary and wages with a value of RM2,825 per month. Skilled workers earned the highest average salary and wages of RM5,594 per month, followed by semi-skilled workers (RM2,078) and low-skilled workers (RM1,431).
- A total of 3,869 establishments with a contribution of 5.4 per cent of the overall Construction establishments in 2022 were owned by women largely in the Civil engineering sub-sector (32.8%) of establishments. **Women-owned** establishments in the Construction sector generated a gross output value of RM4.7 billion and employed 35,077 persons. Nearly 70 per cent of women-owned establishments were individual proprietorships (2,667 establishments). This is followed by private limited company and limited liabilities partnership that accounted for 17.9 per cent or 691 establishments.
- More than 50 per cent of the gross output in the Construction sector in 2022 was contributed by three **states**, namely Selangor (share: 31.3%); W. P. Kuala Lumpur (share: 16.2%); and Johor (share: 11.6%). In terms of annual growth rate, nine states recorded higher growth than the national, namely Kedah (10.3%); Sarawak (5.4%); Selangor (4.6%); Sabah (4.4%); Pulau Pinang (3.8%); Kelantan (3.5%); W.P. Kuala Lumpur (2.9%); Terengganu (2.6%); and Negeri Sembilan (2.2%).

