



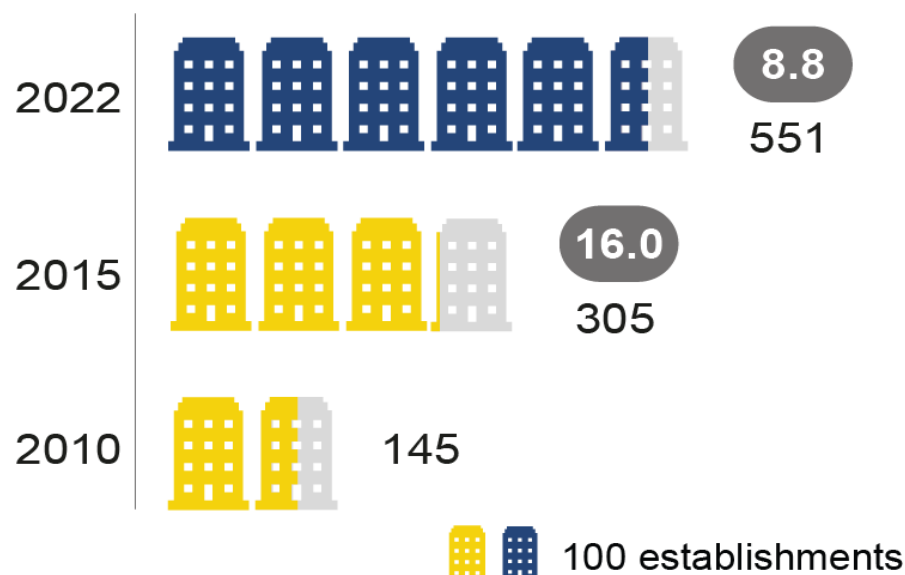
ECONOMIC CENSUS 2023 ELECTRICITY, GAS, STEAM AND AIR CONDITIONING SUPPLY

KEY STATISTICS

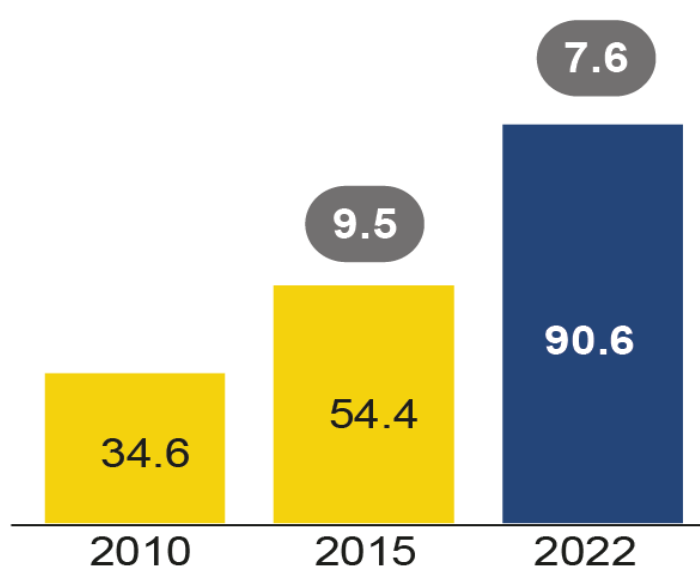
The value of gross output for Electricity, gas, steam and air conditioning supply sub-sector reached RM90.6 billion in 2022, with an annual increase of 7.6 per cent



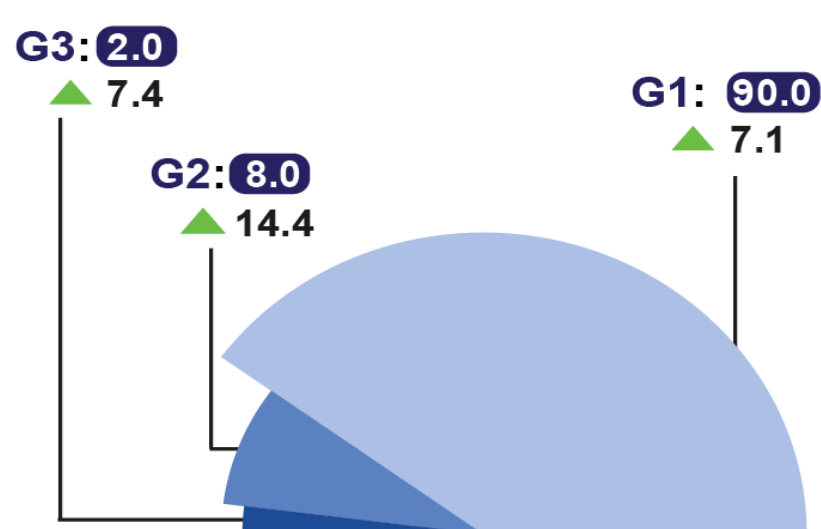
NUMBER OF ESTABLISHMENTS



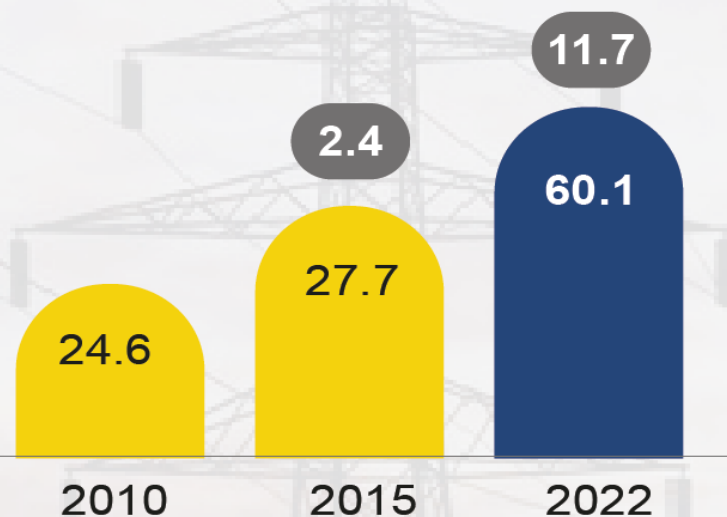
GROSS OUTPUT (RM billion)



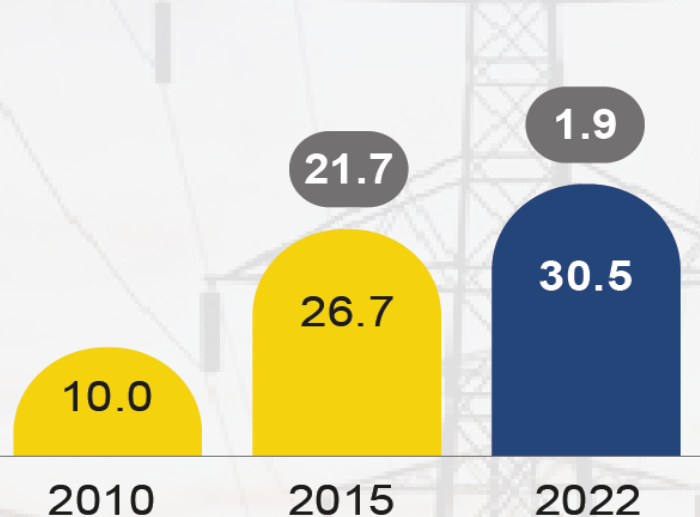
Electricity, gas, steam and air conditioning supply group



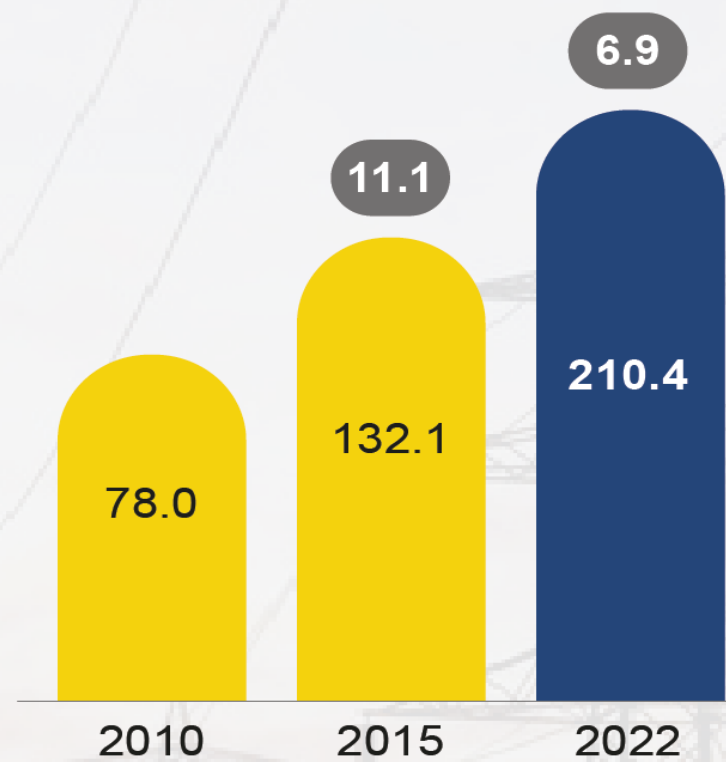
INTERMEDIATE INPUT (RM billion)



VALUE ADDED (RM billion)

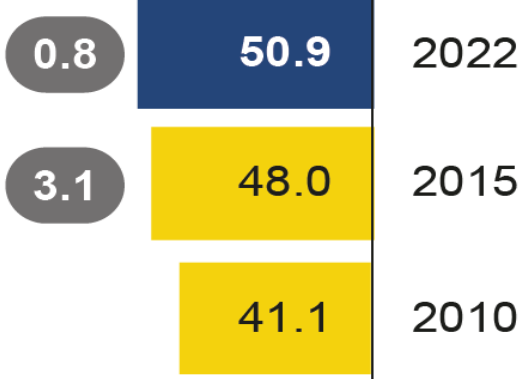


FIXED ASSETS (RM billion)




PERSONS ENGAGED AND SALARIES & WAGES

PERSONS ENGAGED ('000)






SALARIES & WAGES (RM billion)





Average monthly salary

RM6,327
2015: RM6,301 | 2010: RM6,126

Electricity, gas, steam and air conditioning supply group

	Persons engaged ('000)	Average monthly salary (RM)
 G1: Electric power generation, transmission and distribution	43.2 ▲ 1.1	6,896 ▼ -0.3
 G2: Manufacture of gas; distribution of gaseous fuels through mains	1.2 ▲ 0.2	6,059 ▲ 1.3
 G3: Steam and air conditioning supply	6.5 ▼ -0.9	2,557 ▲ 3.6

Nota:  Compound Annual Growth Rate (CAGR)
 Percentage Share

Source: Economic Census 2023, Electricity, Gas, Steam and Air Conditioning Supply
Department of Statistics Malaysia (DOSM)





ECONOMIC CENSUS 2023 ELECTRICITY, GAS, STEAM AND AIR CONDITIONING SUPPLY

STATES KEY STATISTICS

		GROSS OUTPUT 	INTERMEDIATE INPUT 	VALUE ADDED 	PERSONS ENGAGED 	SALARIES & WAGES 	FIXED ASSETS
Johor		RM11.59b	RM8.58b	RM3.02b	1,876	RM0.14b	RM15.08b
Kedah		RM0.76b	RM0.60b	RM0.16b	389	RM0.02b	RM5.68b
Kelantan		RM0.09b	RM0.05b	RM0.04b	293	RM0.01b	RM0.64b
Melaka		RM3.68b	RM3.03b	RM0.65b	392	RM0.03b	RM4.65b
Negeri Sembilan		RM6.77b	RM4.98b	RM1.79b	703	RM0.04b	RM14.75b
Pahang		RM0.21b	RM0.11b	RM0.10b	390	RM0.02b	RM3.88b
Pulau Pinang		RM1.91b	RM1.70b	RM0.22b	797	RM0.03b	RM1.48b
Perak		RM10.29b	RM8.76b	RM1.53b	1,557	RM0.09b	RM9.31b
Perlis		RM0.89b	RM0.30b	RM0.59b	213	RM0.02b	RM2.68b
Selangor		RM13.22b	RM9.60b	RM3.61b	3,664	RM0.24b	RM6.25b
Terengganu		RM0.18b	RM0.11b	RM0.07b	798	RM0.03b	RM2.77b
Sabah		RM3.18b	RM2.76b	RM0.42b	4,775	RM0.29b	RM5.98b
Sarawak		RM11.56b	RM6.28b	RM5.28b	5,957	RM0.41b	RM27.94b
*Wilayah Persekutuan		RM26.25b	RM13.29b	RM12.96b	29,065	RM2.50b	RM109.35b

* Includes Wilayah Persekutuan Kuala Lumpur, Labuan, Putrajaya

Note: b: billion

Source: Economic Census 2023, Electricity, Gas, Steam and Air Conditioning Supply
Department of Statistics Malaysia (DOSM)



@StatsMalaysia



The value of gross output for Electricity, gas, steam and air conditioning supply sub-sector reached RM90.6 billion in 2022, with an annual increase of 7.6 per cent

- In 2022, there were 551 **establishments** operating in Electricity, gas, steam and air conditioning supply sub-sector, with an annual growth rate of 8.8 per cent as compared to the previous census conducted in 2016 for the reference year of 2015 (305 establishments). Of these, 282 establishments or 51.2 per cent, were involved in the Electricity power generation, transmission and distribution group; followed by the Steam and air conditioning supply group (223 establishments; 40.5%) and the Manufacture of gas; distribution of gaseous fuels through mains group (46 establishments; 8.3%).
- The value of **gross output** generated by the Electricity, gas, steam and air conditioning supply sub-sector was RM90.6 billion in 2022, which grew by 7.6 per cent annually. The growth was mainly driven by the Electricity power generation, transmission and distribution group by 7.1 per cent, registering RM81.5 billion as against RM50.5 billion in 2015. This was followed by the Manufacture of gas; distribution of gaseous fuels through mains group, which posted an increase of 14.4 per cent to RM7.3 billion. Meanwhile, the value of gross output for the Steam and air conditioning supply group amounted to RM1.8 billion, with an annual growth of 7.4 per cent.
- **The intermediate input** for the Electricity, gas, steam and air conditioning supply sub-sector rose by 11.7 per cent annually (2015: 2.4%) to RM60.1 billion as compared to RM27.7 billion in 2015. The highest increment was recorded by the Electricity power generation, transmission and distribution group with an annual growth rate of 11.1 per cent (RM54.0 billion); followed by the Manufacture of gas; distribution of gaseous fuels through mains group (RM5.0 billion; 21.8%) and the Steam and air conditioning supply group (RM1.2 billion; 9.8%).



- The total **value added** increased by 1.9 per cent to RM30.5 billion in 2022 (2015: RM26.7 billion). The Electricity power generation, transmission and distribution group comprised the largest share of 90.3 per cent or RM27.5 billion, with an annual growth of 1.6 per cent (2015: RM24.6 billion, 22.9%). Meanwhile, the Manufacture of gas; distribution of gaseous fuels through mains group ranked second, contributing 7.6 per cent (RM2.3 billion) and growing by 5.5 per cent annually. The Steam and air conditioning supply group recorded an expansion of 3.8 per cent to RM0.6 billion (share: 2.1%).
- The **number of persons engaged** in the sub-sector of the Electricity, gas, steam and air conditioning supply increased by 0.8 per cent annually, recording a total of 50,869 persons in 2022 (2015: 47,972 persons). The highest number was recorded in the group of Electricity power generation, transmission and distribution, which accounted for 84.9 per cent or 43,191 persons (2015: 39,880 persons). The Steam and air conditioning supply group had 6,497 persons, contributing 12.8 percent in 2022, a decrease compared to 6,928 persons in 2015. Of the overall full-time salaried workers in the sub-sector of Electricity, gas, steam and air conditioning, the semi-skilled workers were the largest with 23,117 persons (share: 45.5%), followed by skilled workers with 20,917 persons (share: 41.2%), and low-skilled workers with 6,754 persons (share: 13.3%) in 2022.
- The total **salaries and wages** paid rose by 0.9 per cent annually, reaching RM3.9 billion in 2022 (2015: RM3.6 billion; 3.7%). The Electricity power generation, transmission and distribution group posted the highest increase, rising by 0.8 per cent to RM3.6 billion (2015: RM3.4 billion; 3.3%); followed by the Steam and air conditioning supply group with a 2.6 per cent increase to RM0.20 billion (2015: RM0.16 billion; 8.8%). The average salaries and wages for the Electricity, gas, steam and air conditioning supply sub-sector were RM6,327 per month in 2022 (2015: RM6,301).



- A total of 18 establishments or a contribution of 3.3 per cent of the overall Electricity, gas, steam and air conditioning supply establishments in 2022, were owned by women. These **women-owned establishments** generated a gross output value of RM86.3 million and employed 347 persons.
- More than 60 per cent of the gross output in the Electricity, gas, steam and air conditioning supply sub-sector in 2022 was generated in **states**, namely Wilayah Persekutuan (share: 29.0%); Selangor (share: 14.6%), Johor and Sarawak (both with a 12.8% share). In terms of annual growth rate, the top three states exceeded the national level, namely Pulau Pinang (24.5%), Terengganu (22.1%) and Johor (19.2%).

