



## VITAL STATISTICS, MALAYSIA, 2024

### LIVE BIRTHS

**455,761**

Live births in 2023 **increased 7.7 per cent** as compared to 2022 (423,124 births)

#### Sex



**235,981** (51.8%)

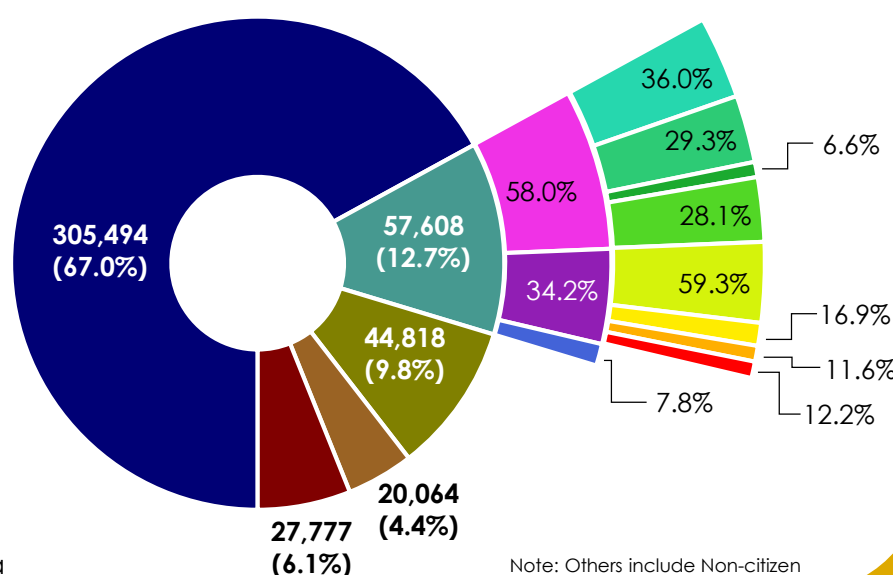
**Male**

**219,780** (48.2%)


**Female**

#### Live Births by Ethnic Group

Malay  
Other Bumiputera  
Chinese  
Indians  
Others  
Sabah Bumiputera  
Sarawak Bumiputera  
Other Bumiputera  
Peninsular Malaysia  
Kadazan/ Dusun  
Bajau  
Murut  
Other Sabah Bumiputera  
Iban  
Bidayuh  
Melanau  
Other Sarawak Bumiputera



#### Highest CBR



**Terengganu**

**21.6**  
births

#### Lowest CBR



**W.P. Kuala Lumpur**

**10.7**  
births

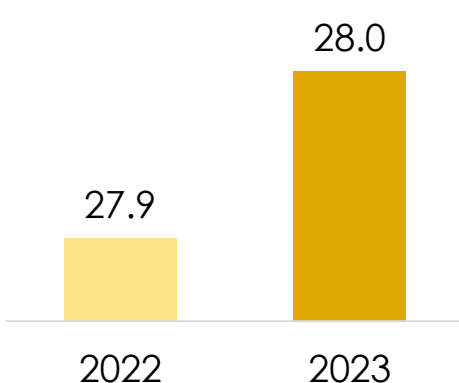
### FERTILITY



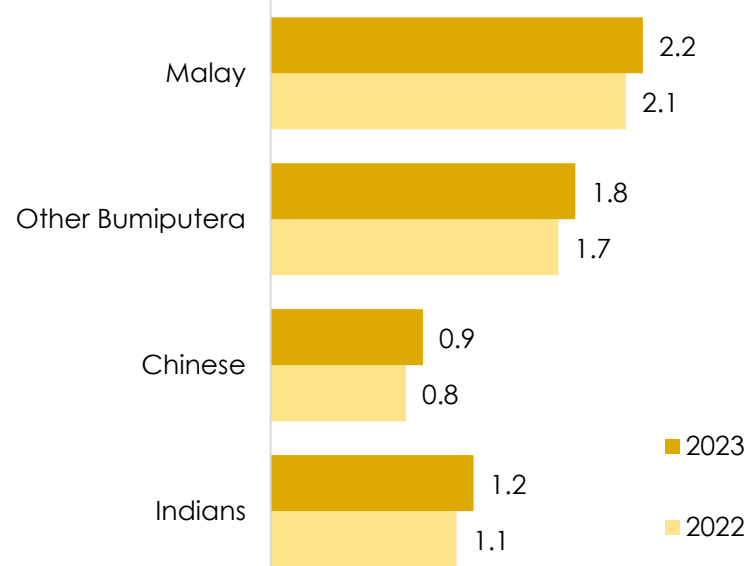
**1.7**

Total fertility rate (TFR) in 2023 **increased** to 1.7 children as compared to 1.6 children (2022)

#### Mean Age of Mother at First Live Birth



#### TFR by Ethnic Group



#### Highest TFR



**Terengganu**

**2.9**  
children

#### Lowest TFR



**Pulau Pinang**

**1.3**  
children



**W.P. Kuala Lumpur**

### DEATHS

**196,965**

Deaths in 2023 **decreased 4.7 per cent** as compared to 2022 (206,780 deaths)

#### Sex



**112,293** (57.0%)

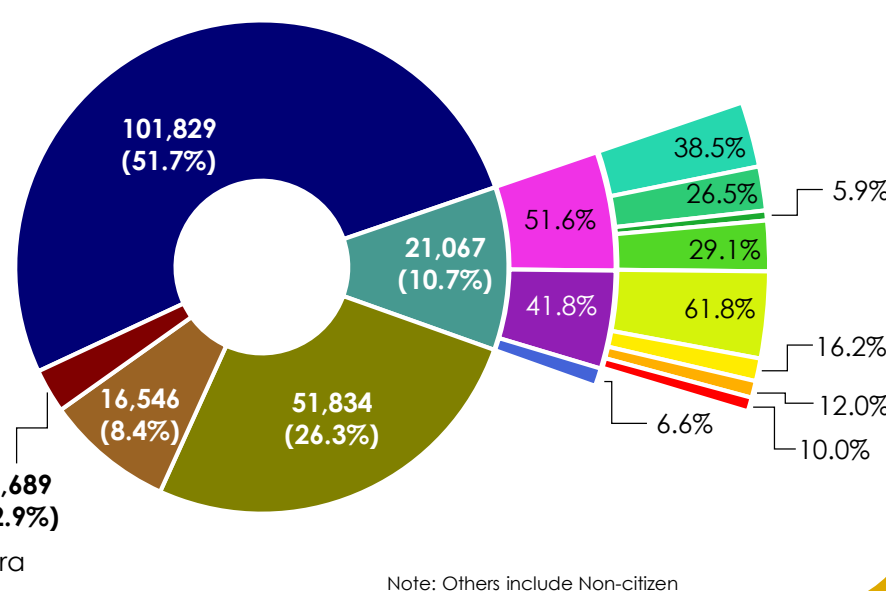
**Male**

**84,672** (43.0%)

**Female**

#### Deaths by Ethnic Group

Malay  
Other Bumiputera  
Chinese  
Indians  
Others  
Sabah Bumiputera  
Sarawak Bumiputera  
Other Bumiputera  
Peninsular Malaysia  
Kadazan/ Dusun  
Bajau  
Murut  
Other Sabah Bumiputera  
Iban  
Bidayuh  
Melanau  
Other Sarawak Bumiputera



#### Highest CDR



**Perak**

**8.2**  
deaths

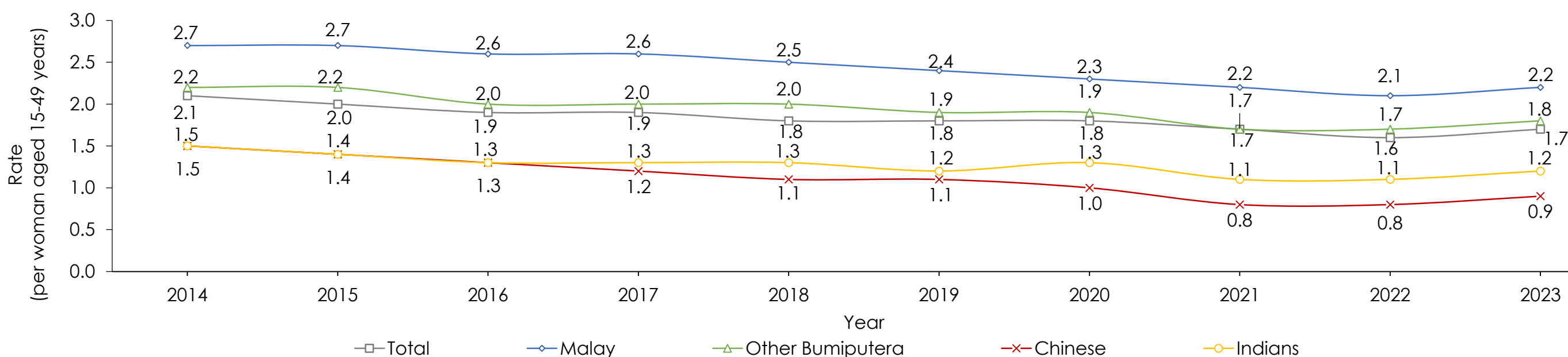
#### Lowest CDR



**W.P. Putrajaya**

**2.4**  
deaths

### Total fertility rate by major ethnic group, Malaysia, 2014-2023





# ***LIVE BIRTHS RETURN TO LEVELS PRIOR TO COVID-19 PANDEMIC, INCREASED BY 7.7 PER CENT IN 2023***

- The number of **live births** was 455,761 births in 2023, an increase of 7.7 per cent (32,637 births) as compared to 423,124 births in 2022. More male babies newborn were recorded than female babies with 235,981 and 219,780, respectively.
- Crude birth rate (CBR) from 12.9 births in 2022 to 13.6 births per 1,000 population in 2023. Terengganu recorded the highest CBR with 21.6 births, while W.P. Kuala Lumpur recorded the lowest CBR with 10.7 births per 1,000 population.
- Malay accounted 67.0 per cent (305,494 live births) of the total live births in 2023 (2022: 68.9%). Live births for Chinese and Indians recorded an increase from 9.5 per cent and 4.1 per cent in 2022 to 9.8 per cent and 4.4 per cent respectively, in 2023. Meanwhile, Other Bumiputera increased to 12.7 per cent (2022: 12.5%). Other Bumiputera consists of Bumiputera Sabah, Bumiputera Sarawak and other Bumiputera Peninsular Malaysia. Bumiputera Sabah contributed 58.0 per cent of Other Bumiputera which comprised Kadazan/ Dusun (36.0%), Bajau (29.3%), Murut (6.6%) and other Sabah Bumiputera (28.1%). Meanwhile, Bumiputera Sarawak (34.2%) comprised Iban (59.3%), Bidayuh (16.9%), Melanau (11.6%) and other Sarawak Bumiputera (12.2%).
- **The total fertility rate (TFR)** recorded an increase from 1.6 children in 2022 to 1.7 children for every woman aged 15-49 years in 2023. Terengganu recorded the highest TFR with 2.9 children, while Pulau Pinang and W.P. Kuala Lumpur recorded the lowest TFR with 1.3 children per woman aged 15-49 years, respectively.
- The administrative district of Song, Sarawak recorded the highest TFR in 2023 with 4.6 children per woman aged 15-49 years. This was followed by Bukit Mabong, Sarawak (4.1); Pasir Puteh, Kelantan (3.5); Setiu, Terengganu (3.4) and Kabong, Sarawak (3.3). Meanwhile, Kinabatangan, Sabah recorded the lowest TFR with 0.4 children per woman aged 15-49 years, followed by Kalabakan, Sabah (0.6); Timur Laut, Pulau Pinang (0.8); Tongod, Sabah (1.0) and Telupid, Sabah (1.0).

**Released by: Department of Statistics Malaysia (DOSM)**



@StatsMalaysia



- The number of **deaths** in 2023 was 196,965 deaths, decreased 4.7 per cent (9,815 deaths) as compared to 206,780 deaths in 2022 after the COVID-19 pandemic. The number of male deaths in 2023 was 112,293 deaths or 57.0 per cent of the total deaths. Meanwhile, female deaths were 84,672 deaths (43.0%).
- The crude death rate (CDR) also recorded a decrease from 6.3 deaths (2022) to 5.9 deaths (2023) per 1,000 population. Perak recorded the highest CDR with 8.2 deaths, while W.P. Putrajaya recorded the lowest CDR with 2.4 deaths per 1,000 population.
- Malay registered 51.7 per cent (101,829 deaths) of total number of deaths in 2023 (2022: 52.5%). Deaths for Chinese and Indians recorded an increase from 25.8 per cent and 8.2 per cent in 2022 to 26.3 per cent and 8.4 per cent respectively, in 2023. Meanwhile, Other Bumiputera increased to 10.7 per cent (2022: 10.6%). Bumiputera Sabah contributed 51.6 per cent of Other Bumiputera which comprised Kadazan/ Dusun (38.5%), Bajau (26.5%), Murut (5.9%) and other Sabah Bumiputera (29.1%). Meanwhile, Bumiputera Sarawak (41.8%) comprised Iban (61.8%), Bidayuh (16.2%), Melanau (12.0%) and other Sarawak Bumiputera (10.0%).
- Age group 70-74 years recorded the highest number of deaths in 2023 with 24,516 deaths (12.4%) as compared to other age group. Meanwhile, age group 5-9 years recorded the lowest number with 474 deaths (0.2%) in 2023.

