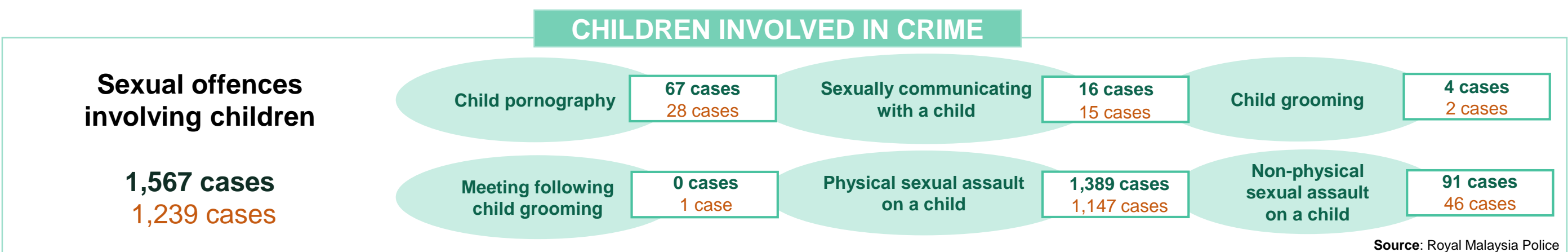


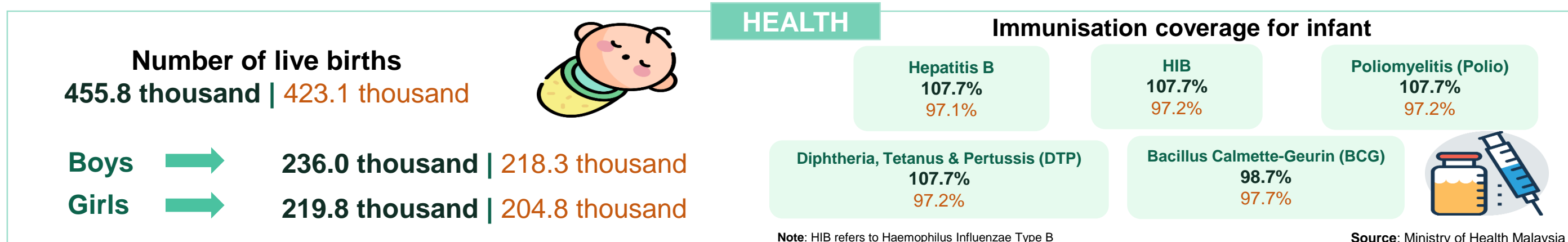
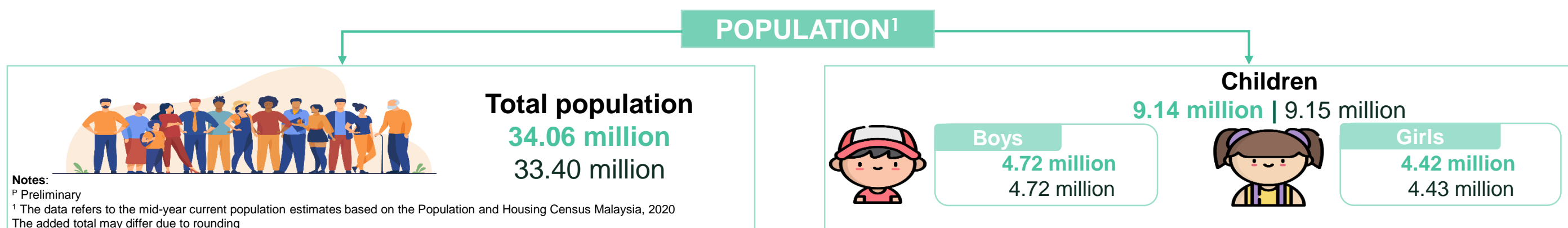




CHILDREN STATISTICS, MALAYSIA, 2024

2024^P 2023 2022

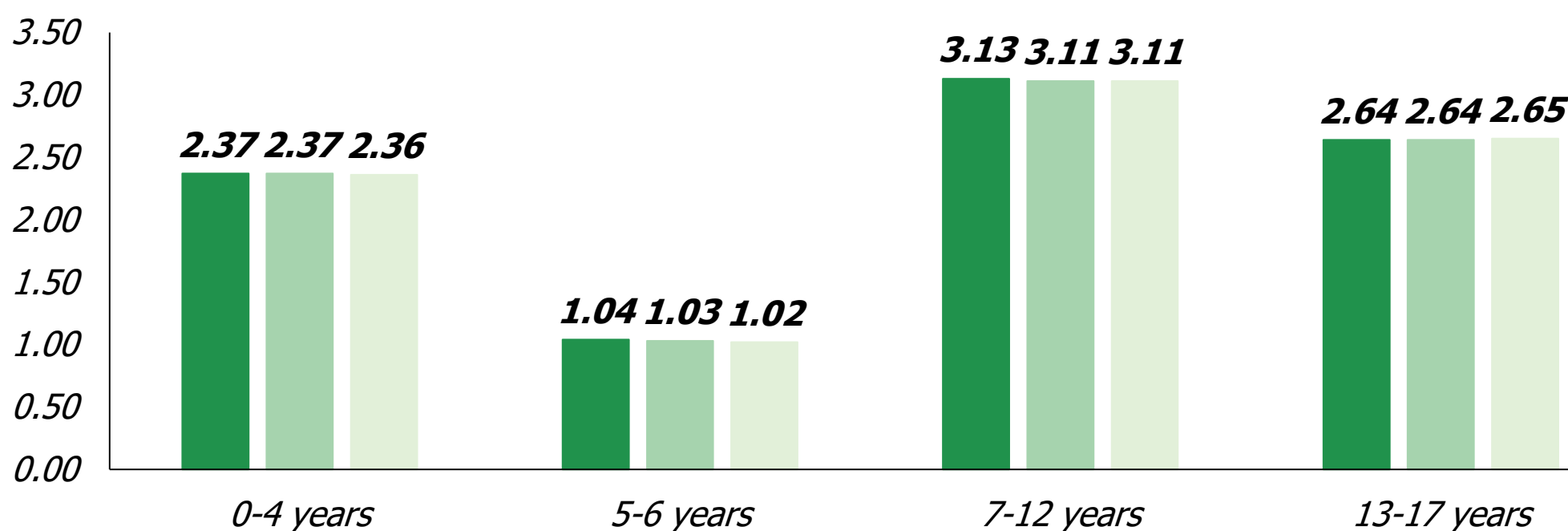


Note: Child is defined as a person below 18 years

Source: Children Statistics, Malaysia, 2024, Department of Statistics Malaysia (DOSM)

Children by selected age group, Malaysia, 2022-2024^P

Number (million)



Total:

2024^P: 9.14 million

2023: 9.15 million

2022: 9.18 million

2022 2023 2024^P

Notes:

i. P Preliminary

ii. The data refers to the mid-year current population estimates based on the Population and Housing Census Malaysia, 2020

iii. The added total may differ due to rounding



Physical sexual assault on a child offence in 2023 recorded 1,389 cases, a significant increase of 21.1 per cent

- Based on the population estimates statistics for 2024, **children under 18 years old** (under-18) are 9.14 million, which is 26.9 per cent of Malaysia's total population (34.06 million). The number of boys and girls under-18 are 4.72 million and 4.42 million respectively. Meanwhile, the composition of children under 5 years of age (under-5) in 2024 is 2.36 million or 6.9 per cent of the total number of children in Malaysia. The number of boys and girls under-5 are 1.22 million and 1.14 million respectively
- For **children involved in crime**, the number of sexual offences involving children cases reported to the Royal Malaysia Police increased by 26.5 per cent in 2023 to 1,567 cases as compared to 1,239 cases in 2022. Physical sexual assault on a child offence in 2023 recorded a significant increase of 21.1 per cent at 1,389 cases as compared to 1,147 cases in 2022. Non-physical sexual assault on a child and child pornography offences recorded 91 cases and 67 cases respectively in 2023.
- Based on the perspective of **child protection**, the number of children in need of care and protection recorded by the Department of Social Welfare in 2023 increased by 26.1 per cent to 8,536 children as compared to 6,770 children in 2022. There were more girls in need of care and protection recording 5,418 children as compared to boys (3,118 children). However, boys in need of care and protection recorded a higher increase of 26.4 per cent as compared to girls (25.9%) in the same period.
- Looking at the **education** aspect, the number of pupils in government and government-aided schools in 2023 increased by 4.6 per cent from 4,962.9 thousand pupils (2022) to 5,192.6 thousand pupils. Meanwhile, the number of pupils in private schools in 2023 recorded a increase of 3.6 per cent to 442.9 thousand pupils from 427.6 thousand pupils in 2022.
- From the aspects of child's **health** level, it was found that Certain conditions originating in the perinatal period remained as the principal causes of death (medically certified) for children under-5 in 2023 at 36.4 per cent. This was followed by Congenital malformations, deformations and chromosomal abnormalities (27.5%), Pneumonia (2.6%), Transport accidents (1.5%) and Meningitis (0.7%).
- In terms of immunisation coverage, all types of immunisation coverage for infant has improved in 2023. Hepatitis B recorded the highest increase of 10.6 percentage points to 107.7 per cent as compared to 97.1 per cent in 2022. This was followed by Polio, DTP and HIB increasing by 10.5 percentage points to 107.7 per cent respectively as compared to 97.2 per cent in 2022. Meanwhile, BCG recorded the lowest increase of 1.0 percentage points to 98.7 per cent (2023) as compared to 97.7 per cent (2022).

