



DEMOGRAPHIC STATISTICS MALAYSIA THIRD QUARTER 2024

POPULATION



34.1 mil.

↑ 1.6%

population growth as compared to the third quarter of 2023 (33.6 million)

Citizenship



Citizens

30.5 million 30.7 million

Q3 2023

Q3 2024



Non-citizens

3.1 million 3.4 million

Q3 2023

Q3 2024

Population by Sex



Male

17.9 million

Q3 2024

17.6 million

Q3 2023



Female

16.2 million

16.0 million

Sex Ratio



111 males per 100 females

Age Group



Total

Q3 2024

Q3 2023

0-14 years

7.6 mil.

15-64 years

23.9 mil.

65+ years

2.6 mil.

60+ years

4.0 mil.

7.6 mil.

23.5 mil.

2.5 mil.

3.8 mil.



Male

Q3 2024

Q3 2023

0-14 years

3.9 mil.

15-64 years

12.7 mil.

65+ years

1.3 mil.

60+ years

2.0 mil.

3.9 mil.

12.5 mil.

1.2 mil.

1.9 mil.



Female

Q3 2024

Q3 2023

0-14 years

3.7 mil.

15-64 years

11.2 mil.

65+ years

1.3 mil.

60+ years

2.0 mil.

3.7 mil.

11.0 mil.

1.3 mil.

1.9 mil.

LIVE BIRTHS



100,645

Live births for third quarter 2024 **decreased 12.3%** as compared to third quarter 2023 (114,764)

Male Babies

Q3 2024: 51,815

Q3 2023: 59,683

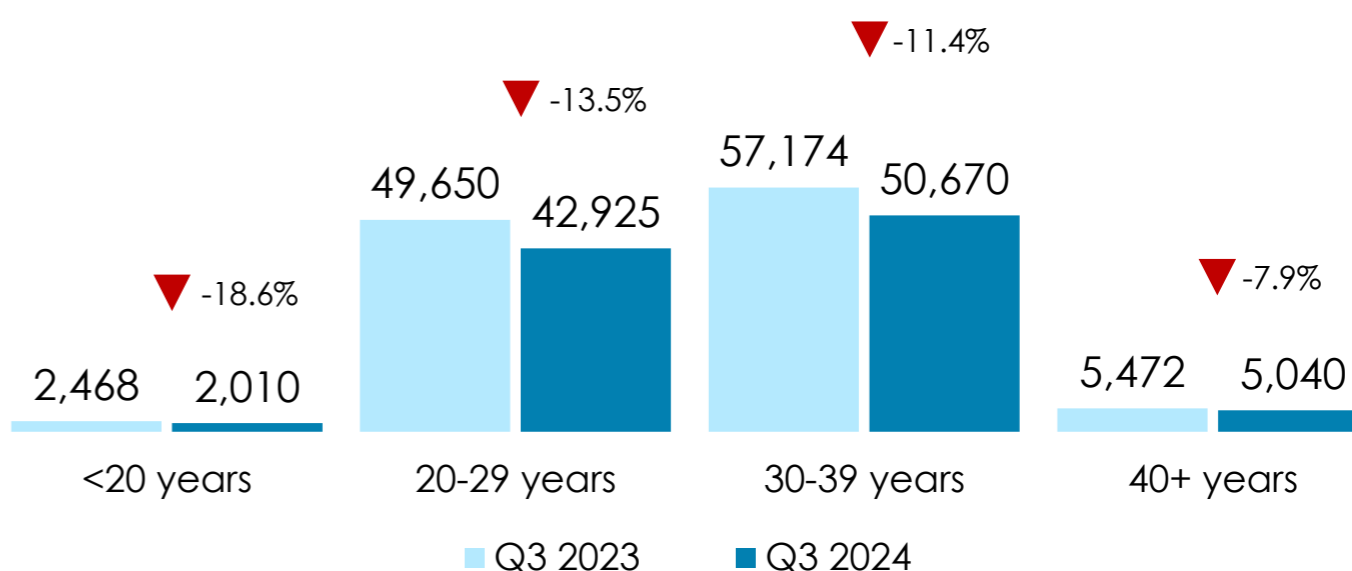


Female Babies

Q3 2024: 48,830

Q3 2023: 55,081

Mother's Age Group



DEATHS



48,317

Deaths for third quarter 2024 **increased 1.9%** as compared to third quarter 2023 (47,438)

Male

Q3 2024 : 27,446

Q3 2023 : 27,044

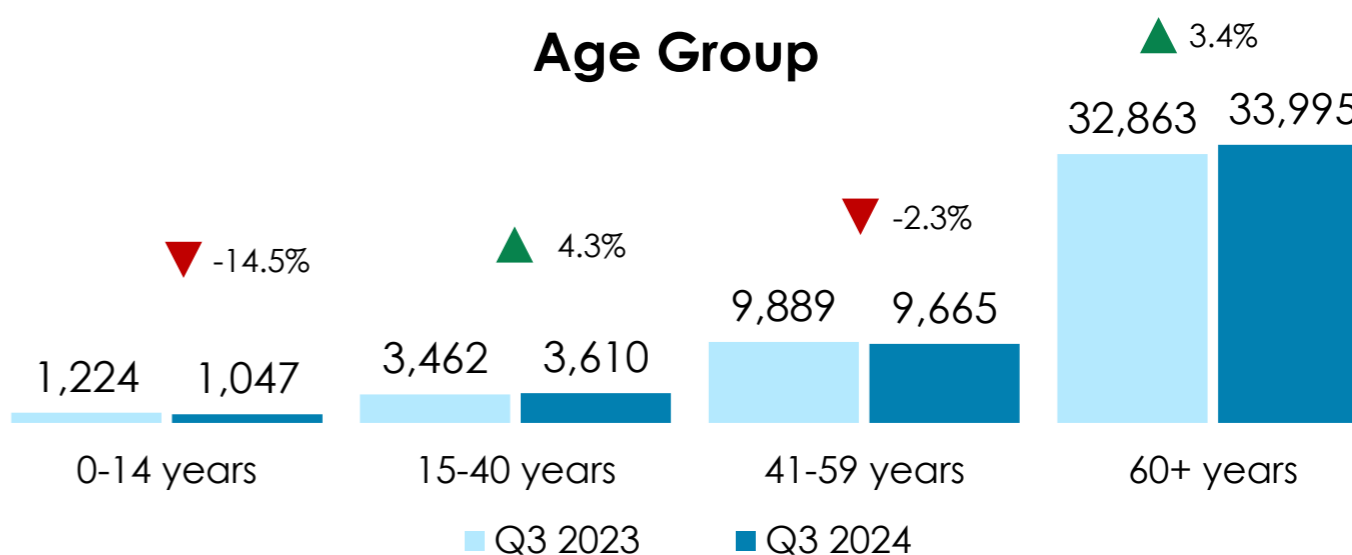


Female

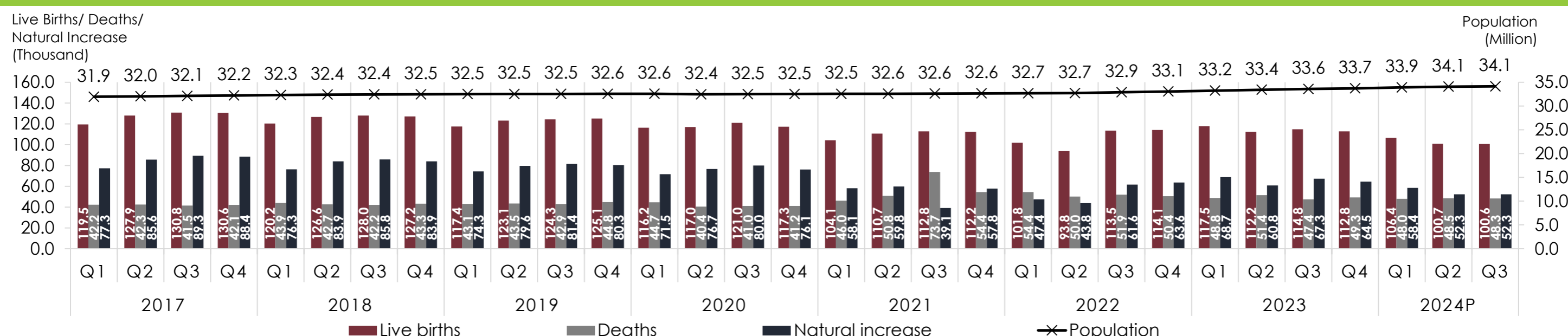
Q3 2024 : 20,871

Q3 2023 : 20,394

Age Group



Demographic statistics by quarter, 2017-2024^P, Malaysia



Population Growth Rate Declined to 1.6 per cent as Number of Births Decreased 12.3 per cent in Third Quarter 2024

- Malaysia's total population in the third quarter 2024 was estimated at 34.1 million as compared to 33.6 million in the third quarter 2023 with a slower growth of 1.6 per cent as compared to 2.1 per cent (Q3 2023). Population growth rate declined as number of births decreased in the same period. The total population comprised 30.7 million (90.0%) Citizens and 3.4 million (10.0%) Non-citizens. Males population increased to 17.9 million from 17.6 million in the third quarter 2023 and females rose to 16.2 million from 16.0 million in the same period. The overall sex ratio of population was 111 males per 100 females while sex ratio for Citizens was 103 males per 100 females. Young age population (0-14 years old) remained unchanged at 7.6 million (22.2%). Meanwhile, the composition of working age population (15-64 years) and old population (65 years and over) increased from 23.5 million (70.0%) and 2.5 million (7.5%) to 23.9 million (70.2%) and 2.6 million (7.7%) in the third quarter 2024, respectively.
- Malay accounted 58.1 per cent of the population in the third quarter 2024 (Q3 2023: 57.9%). Chinese and Indians decreased at 22.4 per cent and 6.5 per cent, respectively as compared to 22.5 per cent and 6.6 per cent, while Other Bumiputera remained unchanged at 12.3 per cent in the same period. Other Bumiputera consists of Bumiputera Sabah, Bumiputera Sarawak and other Bumiputera Peninsular Malaysia. Bumiputera Sabah contributed 56.6 per cent of Other Bumiputera which consist Kadazan/ Dusun (31.7%), Bajau (26.5%), Murut (5.1%) and other Sabah Bumiputera (36.7%). Meanwhile, Bumiputera Sarawak (32.4%) comprised Iban (59.1%), Bidayuh (17.1%), Melanau (10.6%) and other Sarawak Bumiputera (13.2%).
- The number of live births recorded a decrease of 12.3 per cent (100,645 births) as compared to 114,764 births in the third quarter 2023. Male babies outnumbered female babies with 51,815 births as compared to 48,830 births. Sex ratio of live births was 106 males per 100 females. Selangor recorded the highest live births of 19,458 (19.3%) while Wilayah Persekutuan Labuan recorded the lowest at 327 births (0.3%). Mothers aged 30-39 years recorded the highest live births of 50,670 (50.3%) in this quarter followed by mothers aged 20-29 years (42.6%), 40 years and over (5.0%) and less than 20 years (2.1%).

Released by: Department of Statistics Malaysia (DOSM)



@StatsMalaysia



- Malay accounted 66.7 per cent (67,181 live births) of the total live births in the third quarter 2024 (Q3 2023: 67.1%). Live births for Chinese and Other Bumiputera increased to 10.4 per cent and 13.0 per cent, respectively as compared to 9.7 percent and 12.8 per cent in the third quarter 2023. Meanwhile, Indians decreased to 3.8 per cent as compared to 4.4 per cent in the third quarter 2023. Other Bumiputera consists of Bumiputera Sabah, Bumiputera Sarawak and other Bumiputera Peninsular Malaysia. Bumiputera Sabah contributed 58.5 per cent of Other Bumiputera which comprised Kadazan/ Dusun (34.2%), Bajau (30.7%), Murut (6.6%) and other Sabah Bumiputera (28.5%). Meanwhile, Bumiputera Sarawak (34.4%) comprised Iban (58.8%), Bidayuh (17.3%), Melanau (12.2%) and other Sarawak Bumiputera (11.7%).
- A total of 48,317 deaths were recorded in the third quarter 2024, increased 1.9 per cent as compared to the third quarter 2023 (47,438 deaths). The number of deaths recorded for males were 27,446, while 20,871 deaths for females. Sex ratio of deaths was 132 males per 100 females. In the same period, Selangor recorded the highest number of deaths with 7,660 deaths (15.9%), while Wilayah Persekutuan Putrajaya recorded the lowest with 79 deaths (0.2%). Age group 60 years and over recorded the highest number of deaths at 33,995 deaths (70.4%), followed by 41-59 years (20.0%), 15-40 years (7.5%) and 0-14 years (2.2%).
- In the third quarter 2024, Malay registered 52.1 per cent (25,153 deaths) of total number of deaths (Q3 2023: 51.2%). Deaths for Chinese remained unchanged at 26.4 per cent in the third quarter 2024. Meanwhile, Indians and Other Bumiputera decreased to 8.3 per cent and 10.5 per cent, respectively as compared to 8.4 per cent and 11.1 per cent in the third quarter 2023. Bumiputera Sabah contributed 51.1 per cent of Other Bumiputera which comprised Kadazan/ Dusun (39.7%), Bajau (26.5%), Murut (5.5%) and other Sabah Bumiputera (28.3%). Meanwhile, Bumiputera Sarawak (42.3%) comprised Iban (62.9%), Bidayuh (15.7%), Melanau (10.4%) and other Sarawak Bumiputera (11.0%).

