



## SALARIES & WAGES STATISTICS, MALAYSIA, 2023

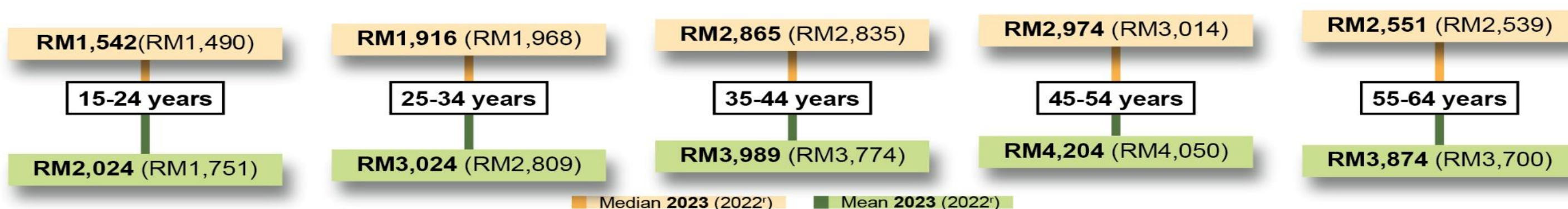
The Mining & quarrying sector recorded the highest mean monthly salaries & wages at **RM5,623** in 2023, while the lowest recorded by Agriculture at **RM2,204**

“ **Mean** monthly salaries & wages rose **6.9** per cent in 2023 ”



Note: YoY - Year-on-year change

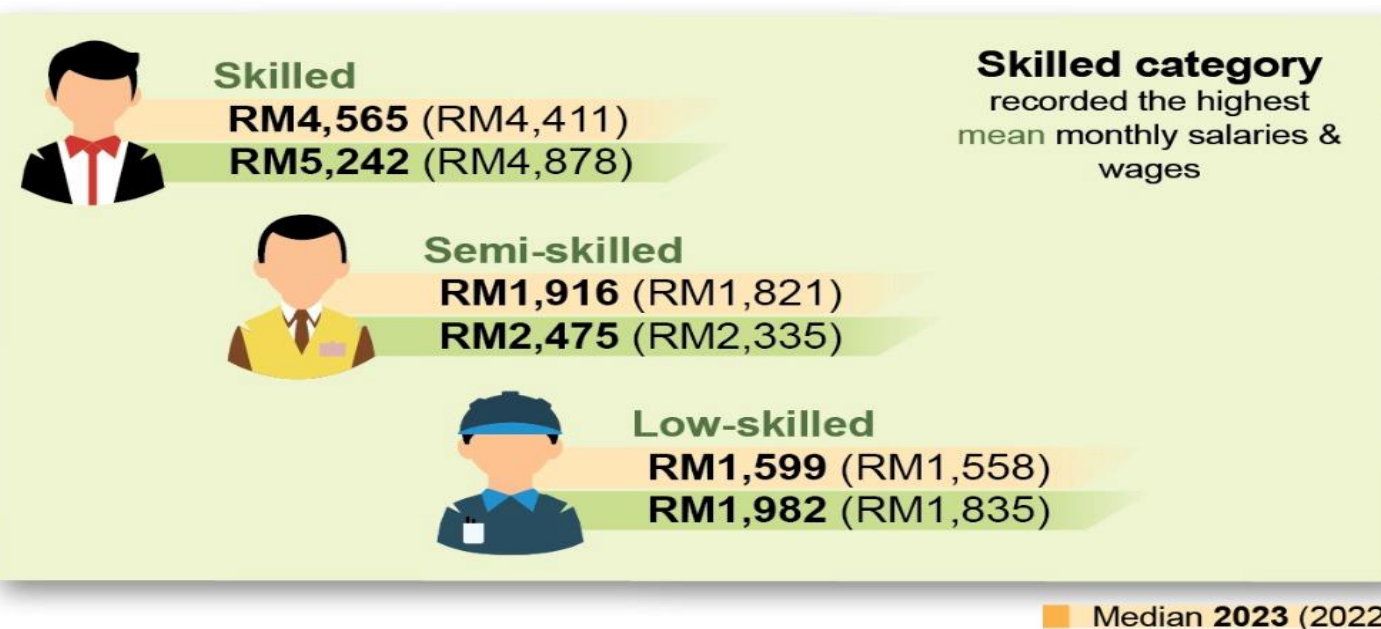
### Median and mean monthly salaries & wages by age group, Malaysia, 2022<sup>r</sup> and 2023



### Median and mean monthly salaries & wages by education attainment, Malaysia, 2022<sup>r</sup> and 2023



### Median and mean monthly salaries & wages by category of skill, Malaysia, 2022<sup>r</sup> and 2023



### Median and mean monthly salaries & wages by sex, Malaysia, 2022<sup>r</sup> and 2023

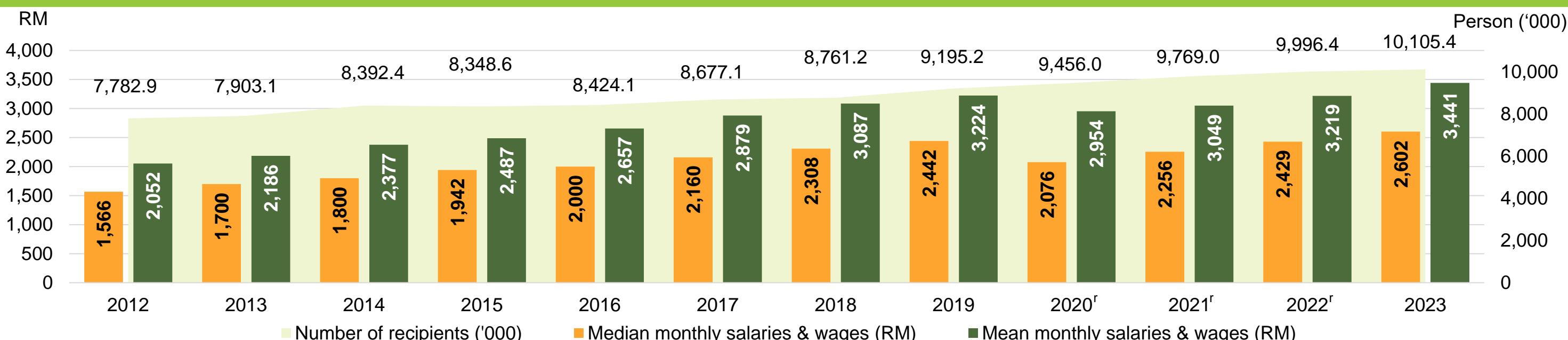


1

Note: 1. Refer to Malaysian citizens  
2. <sup>r</sup> revision based on Population & Housing Census, Malaysia, 2020

Source: Salaries & Wages Survey Report, 2023, Department of Statistics Malaysia (DOSM)

## Number of recipients, median and mean monthly salaries & wages, 2012 - 2023



Note: <sup>r</sup> refer to revisions based on Population & Housing Census Malaysia 2020





## ***The Mining & quarrying sector recorded the highest mean monthly salaries & wages at RM5,623 in 2023, while the lowest recorded by Agriculture at RM2,204***

- The Salaries & Wages Survey Report 2023 revealed positive developments in the number of recipients and the level of salaries & wages. The **median** monthly salaries & wages for **Malaysian citizens** increased to **RM2,602**, reflecting a steady growth from RM2,429 in 2022<sup>r</sup>. Similarly, the **mean** monthly salaries & wages rose to **RM3,441** compared to RM3,219 recorded in 2022<sup>r</sup>.
- By economic activities, all sectors registered an increase in the mean monthly salaries & wages in 2023 compared to the previous year. The **Mining & quarrying** sector recorded the highest **mean** monthly salaries & wages at **RM5,623**, followed by **Services** at **RM3,619**, which was contributed by the Education, Information & communication and Human health and social work activities sub-sector. The **Manufacturing** sector came next with the **mean** recorded at **RM3,052**, whereby the **Construction** and **Agriculture** sectors posted the **mean** monthly salaries & wages of **RM2,903** and **RM2,204** respectively.
- The **mean** monthly salaries & wages for **skilled** employees edged up by **7.5 per cent**, registering an addition of **RM364** to **RM5,242** (2022<sup>r</sup>: RM4,878). In addition, the **mean** monthly salaries & wages of **semi-skilled** employees rose to **RM2,475** (2022<sup>r</sup>: RM2,335) particularly contributed by Clerical support workers (RM2,789), followed by Services & sales workers (RM2,421), Craft and related trades workers (RM2,385) and Plant and machine-operators and assemblers (RM2,311). Meanwhile, the **mean** monthly salaries & wages for the **low-skilled** category, including Elementary workers, increased by **RM147** to **RM1,982** compared to RM1,835 in the previous year.
- By states, the findings indicate that **W.P. Putrajaya** recorded the highest **mean** monthly salaries & wages at **RM4,858**. Additionally, four other states surpassed the national mean level of RM3,441, namely **W.P. Kuala Lumpur** (RM4,521), **Selangor** (RM3,885), **W.P. Labuan** (RM3,636) and **Pulau Pinang** (RM3,557).

