



MINISTRY OF ECONOMY  
DEPARTMENT OF STATISTICS MALAYSIA

# MALAYSIA EXTERNAL TRADE STATISTICS

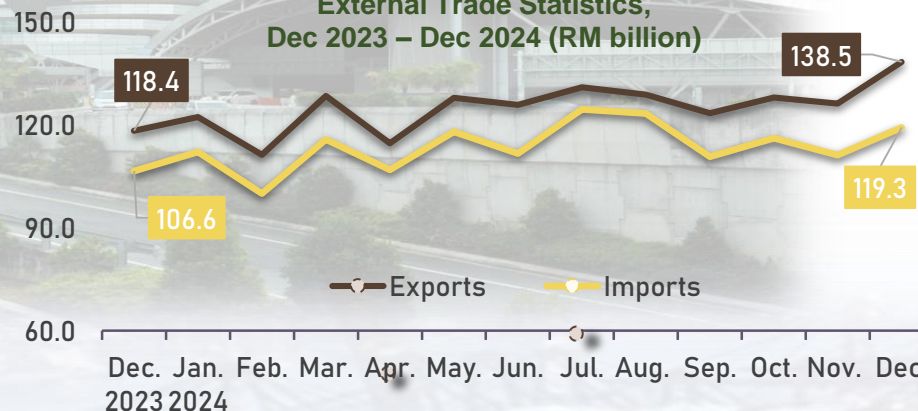
## DECEMBER 2024

### EXPORTS

RM138.5 bil.  
▲ 16.9%

### TOTAL TRADE

RM257.9 bil.  
▲ 14.6%



### IMPORTS

RM119.3 bil.  
▲ 11.9%

### TRADE BALANCE

RM19.2 bil.  
▲ 62.3%

### Top 3 Trading Partners

- China  
RM19.4 bil. ▲ 9.6%  
RM27.4 ▲ 18.2%
- Singapore  
RM22.5 bil. ▲ 44.4%  
RM13.6 bil. ▲ 14.2%
- United States  
RM18.9 bil. ▲ 29.4%  
RM12.0 bil. ▲ 41.3%

### Trade with ASEAN



Share:

**26.0%**

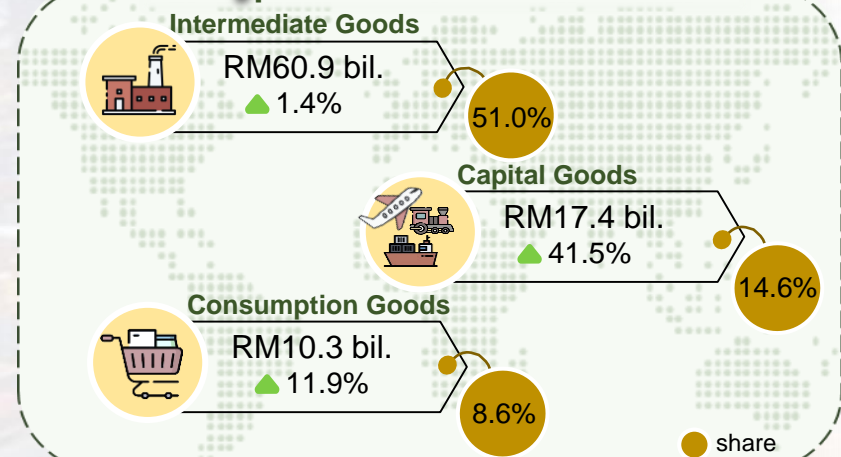
Exports

RM38.5 bil.  
▲ 16.3%

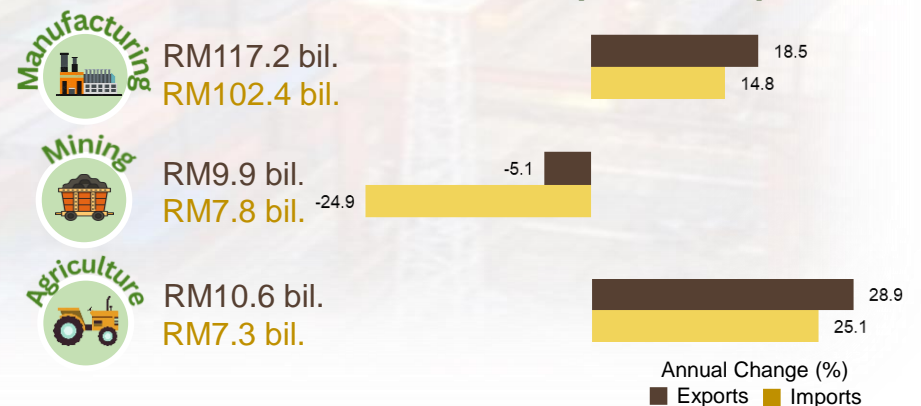
Imports

RM28.5 bil.  
▲ 19.8%

### Imports for BEC & End Use



### Sectorial Performance of Exports & Imports



Note: 1. ▲ ▼ All changes are based on year-on-year (y-o-y) comparison  
2. The December 2024 data is preliminary and subject to revision in later issues.  
3. This report can be accessed through the web portal of the Department of Statistics, Malaysia (<http://www.dosm.gov.my>) under section: Latest Release

Source : Monthly External Trade Statistics, December 2024,  
Department of Statistics Malaysia (DOSM)



@StatsMalaysia



**MALAYSIA  
MADANI**



**ASEAN  
MALAYSIA 2025**  
INCLUSIVITY AND SUSTAINABILITY



20 October



2016 - 2030