

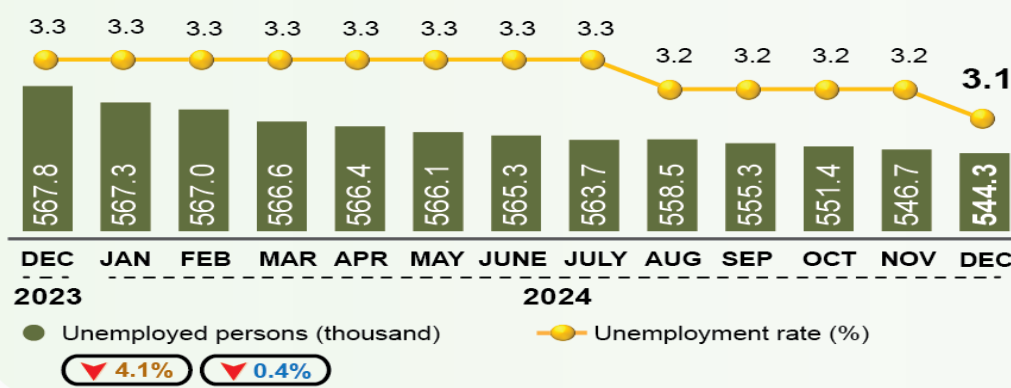


LABOUR FORCE, DECEMBER 2024

Malaysia's unemployment rate hit the lowest rate in December 2024 at 3.1 per cent with 544.3 thousand unemployed

UNEMPLOYMENT

THE NUMBER OF UNEMPLOYED PERSONS AND UNEMPLOYMENT RATE, MALAYSIA, DEC 2023 - DEC 2024



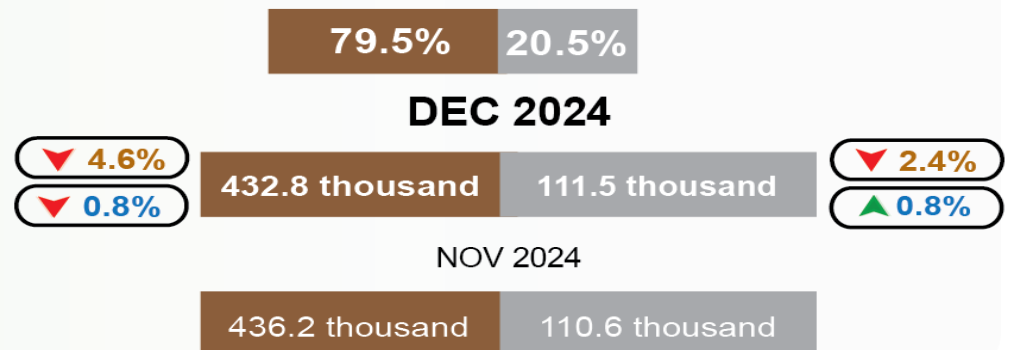
3.1%

December's unemployment rate decreased to 3.1 per cent

▼0.2pp ▼0.1pp

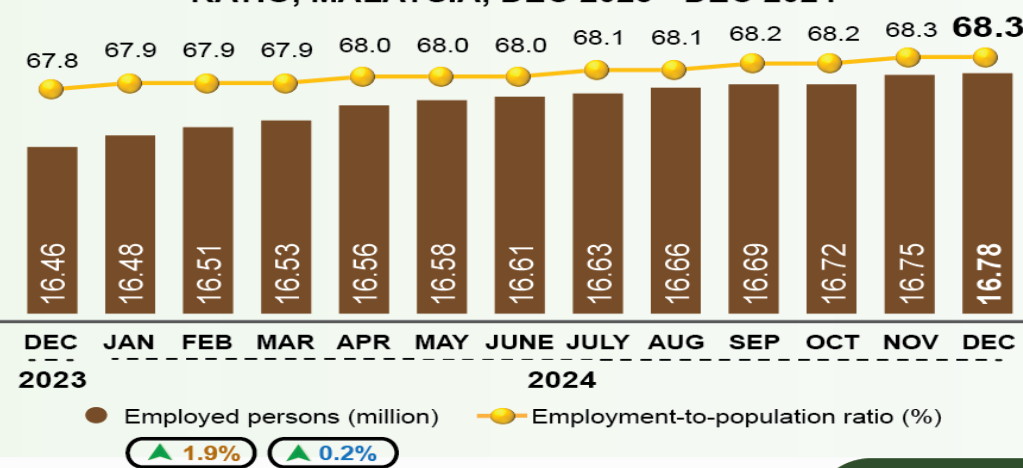
Unemployment by category

Actively unemployed Inactively unemployed

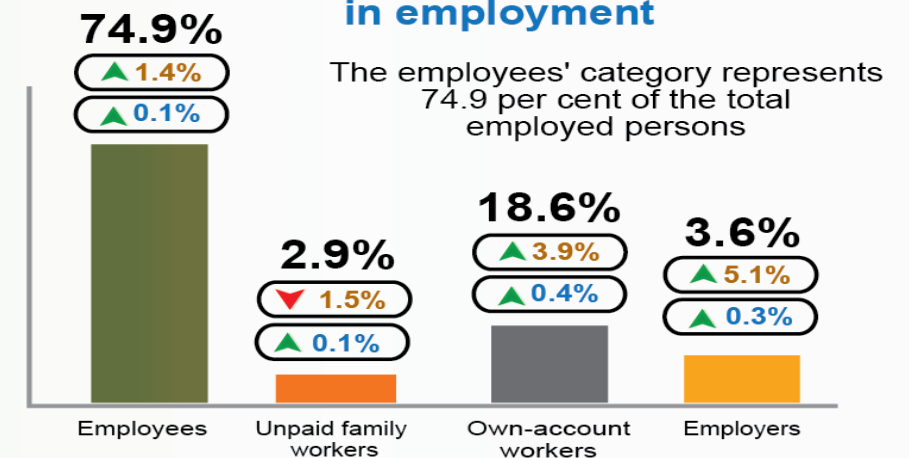


EMPLOYED PERSONS

THE NUMBER OF EMPLOYED PERSONS AND EMPLOYMENT-TO-POPULATION RATIO, MALAYSIA, DEC 2023 - DEC 2024

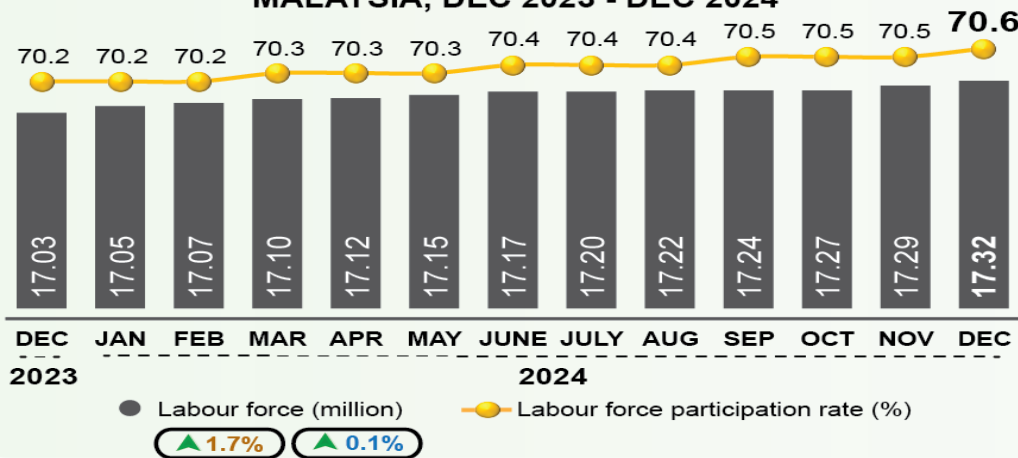


Employed persons by status in employment



LABOUR FORCE

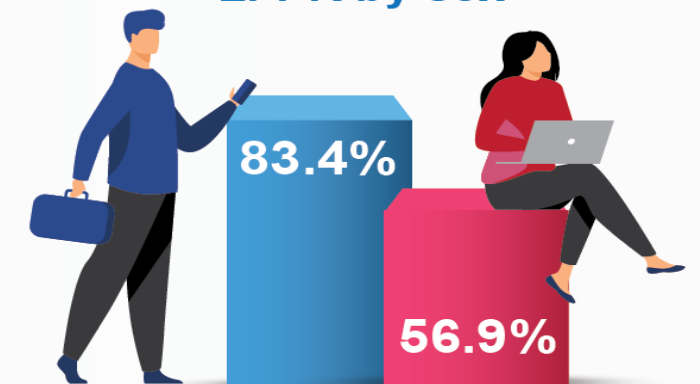
LABOUR FORCE AND LABOUR FORCE PARTICIPATION RATE (LFPR), MALAYSIA, DEC 2023 - DEC 2024



70.6%

The labour force participation rate during the month edged up by 0.1 percentage points to 70.6 per cent

LFPR by sex



OUTSIDE LABOUR FORCE



NOV 2024



DEC 2024

▼0.1%
▼0.04%

Housework/ family responsibilities were the main reason for being outside the labour force



Household/ family responsibilities
43.1%



Schooling/ training
42.3%



Percentage change (year-on-year)



Percentage change (month-on-month)

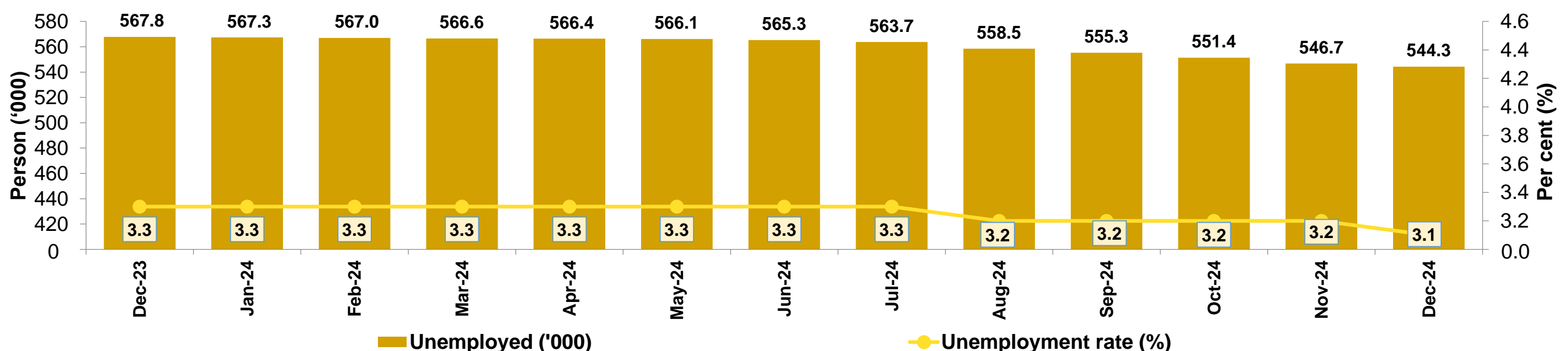


Percentage point



Unchanged

Unemployed persons and unemployment rate, December 2023 - December 2024



Malaysia's unemployment rate in December 2024 hit the lowest rate in nine years at 3.1 per cent with 544.3 thousand unemployed

- The number of **labour force** in December 2024 remained on an uptrend with a rise of **0.1 per cent** to **17.32 million persons** (November 2024: 17.29 million persons), recording a higher **labour force participation rate** of **70.6 per cent** compared to 70.5 per cent in the last month.
- The number of **unemployed** persons during the month dropped **0.4 per cent** from 546.7 thousand persons in November 2024 to **544.3 thousand persons** during the month.
- The **unemployment rate** in December edged down to **3.1 per cent**, recording the lowest rate almost in a decade (May 2015: 3.1%; November 2024: 3.2%).
- The number of **employed persons** in December 2024 continued its positive trend, reaching **16.78 million persons**, with an increase of **0.2 per cent** (November 2024: 16.75 million persons).
- In terms of the economic sector, the number of employed persons in the **Services** sector steadily increased, largely in **Wholesale & retail trade; Art, entertainment & recreation; and Accommodation and food & beverage services** activities. On the same note, the **Manufacturing, Construction and Agriculture** sectors also registered positive employment growth, while employment in **Mining & quarrying** decreased during the month.
- The number of persons **outside the labour force** showed a slight decline of **0.04 per cent** to **7.22 million persons** in December 2024 (November 2024: 7.23 million persons).

