



LABOUR FORCE MALAYSIA, JANUARY 2025

January's 2025 unemployed persons declined further to 533.8 thousand, with an unemployment rate of 3.1 per cent

UNEMPLOYMENT

JANUARY 2025



The number of unemployed persons

Unemployment rate

▼ 4.7%
▼ 0.9%

▼ 0.2pp
↔ 0.0pp

533.8 thousand

3.1%

The unemployment rate during the month remained at 3.1 per cent as recorded in the previous month

JAN' 2024

559.9
thousand

DEC' 2024

538.5
thousand

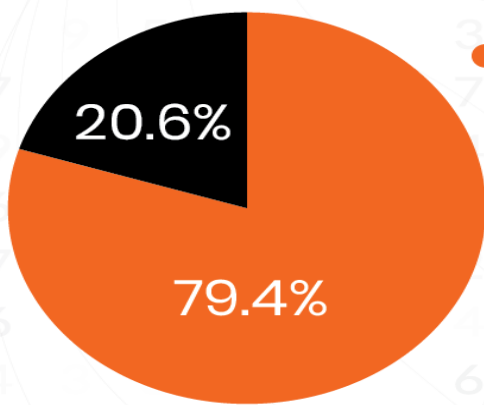
JAN' 2024

3.3%

DEC' 2024

3.1%

Unemployment by category



● Actively unemployed ● Inactively unemployed

● **JAN 2025 : 423.6** thousand

DEC' 2024 : 425.7 thousand

JAN' 2024 : 445.0 thousand

▼ 4.8%
▼ 0.5%

● **JAN 2025 : 110.2** thousand

DEC' 2024 : 112.8 thousand

JAN' 2024 : 114.9 thousand

▼ 4.1%
▼ 2.3%

EMPLOYED PERSONS

JANUARY 2025

The number of employed persons

Employment-to-population ratio

▲ 2.8%
▲ 0.3%

▲ 0.4pp
▲ 0.1pp

16.68 million

68.5%

JAN' 2024

16.23
million

DEC' 2024

16.63
million

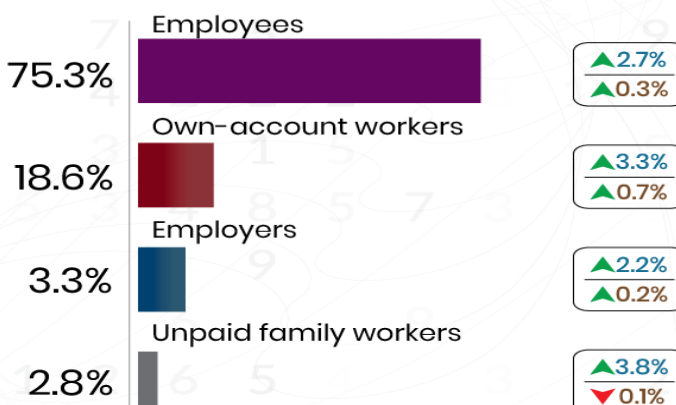
JAN' 2024

68.1%

DEC' 2024

68.4%

Employed persons by status in employment



The employees' category represents 75.3 per cent of the total employed persons

LABOUR FORCE

Labour Force

17.22
million

JANUARY
2025

Labour Force
Participation Rate

70.6%

▲ 2.6%
▲ 0.3%

▲ 0.1pp
↔ 0.0pp

JAN' 2024

16.79
million

DEC' 2024

17.17
million



JAN' 2024

70.5%

DEC' 2024

70.6%

70.6%

January's labour force participation rate was unchanged at 70.6 per cent as in the prior month

LFPR by sex



Male


83.2%



Female

56.2%

OUTSIDE LABOUR FORCE



The major composition of the outside labour force was housework/ family responsibilities



Housework/ family responsibilities
43.6%



Schooling/ training
41.8%

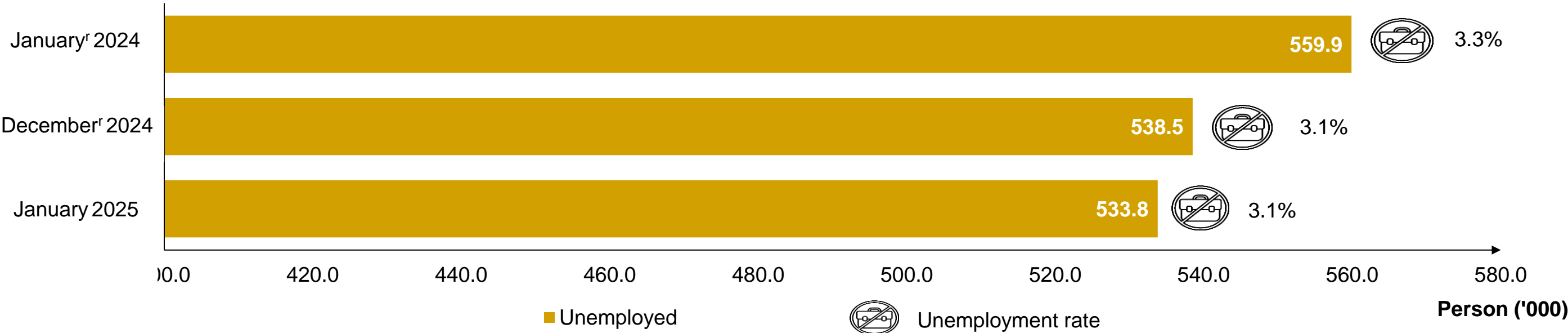
Note :

▲ Percentage change (year-on-year)
▼ Percentage change (month-on-month)
pp Percentage point

↔ Unchanged

r Revision based on the current population estimates from the Population and Housing Census 2020

Unemployed persons and unemployment rate, January^r 2024, December^r 2024 and January 2025



@StatsMalaysia



Notes:

1. ^r Revision based on the current population estimates from Population and Housing Census 2020.
2. Starting with the release of Labour Force Statistics (LFS), January 2025, the principal statistics of the labour force are estimated based on the current population estimates of Malaysia.

Unemployed in January 2025 on a downward trend, decreased to 533.8 thousand persons, recording 3.1 per cent of the unemployment rate

- The number of **labour force** in January 2025 improved further, increasing by **0.3 per cent** month-on-month to **17.22 million persons** (December^r 2024: 17.17 million persons). Meanwhile, the **labour force participation rate** remained at **70.6 per cent** as in the previous month.
- The number of **unemployed** decreased by **0.9 per cent** to **533.8 thousand persons** in January 2025 (December^r 2024: 538.5 thousand persons).
- The **unemployment rate** remained at **3.1 per cent** as recorded in the previous month.
- The number of **employed persons** in January 2025 continued to improve, registering a **0.3 per cent** increase to reach **16.68 million** (December^r 2024: 16.63 million).
- By economic sector, employment in the **Services** sector showed steady growth, particularly in **Accommodation and food & beverage services; Wholesale & retail trade**, and **Human health and social work activities**. Likewise, the **Manufacturing, Construction, Agriculture and Mining & quarrying** sectors also experienced positive employment growth in January 2025.
- The number of persons **outside the labour force** experienced a slight decrease of **0.03 per cent** to **7.15 million**, compared to 7.16 million in December^r 2024.

Note: ^r Revision based on the current population estimates from Population and Housing Census 2020



20 October

2016 - 2030