



PRODUCER PRICE INDEX (PPI)  
LOCAL PRODUCTION  
FEBRUARY 2025

Malaysia's Producer Price Index increased marginally by **0.3 per cent** in **FEBRUARY 2025**

[ Year-on-Year ]

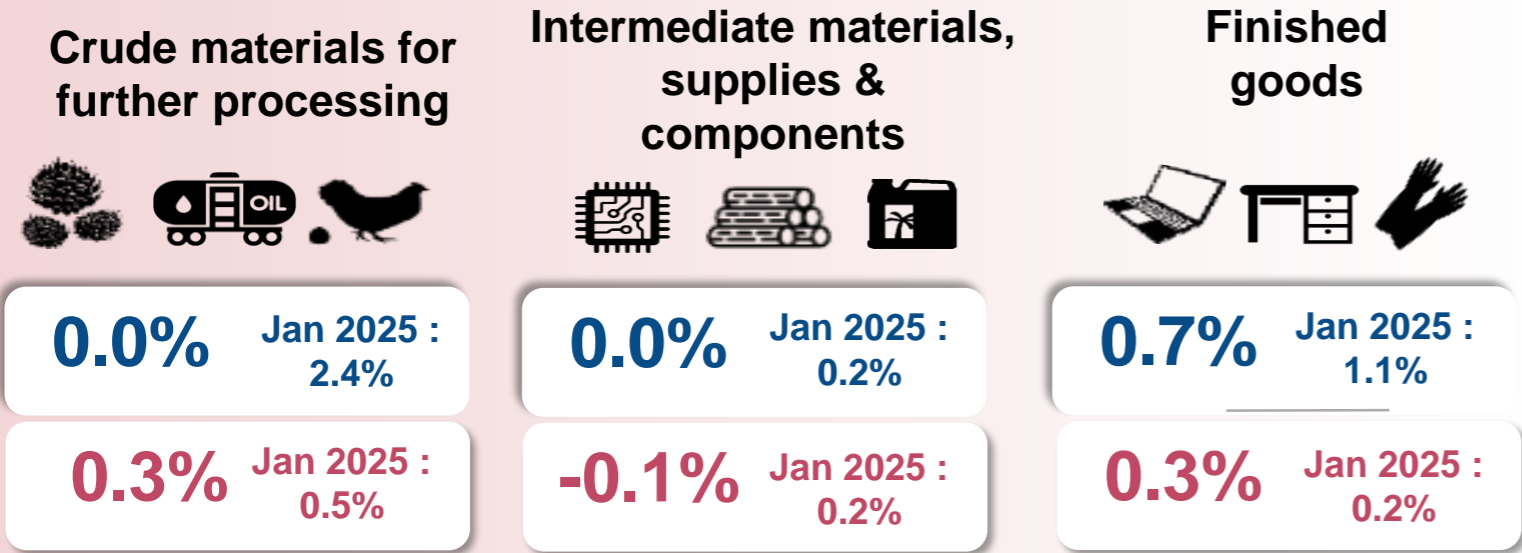
[ Month-on-Month ]

Feb 2025	Jan 2025
0.3%	0.8%

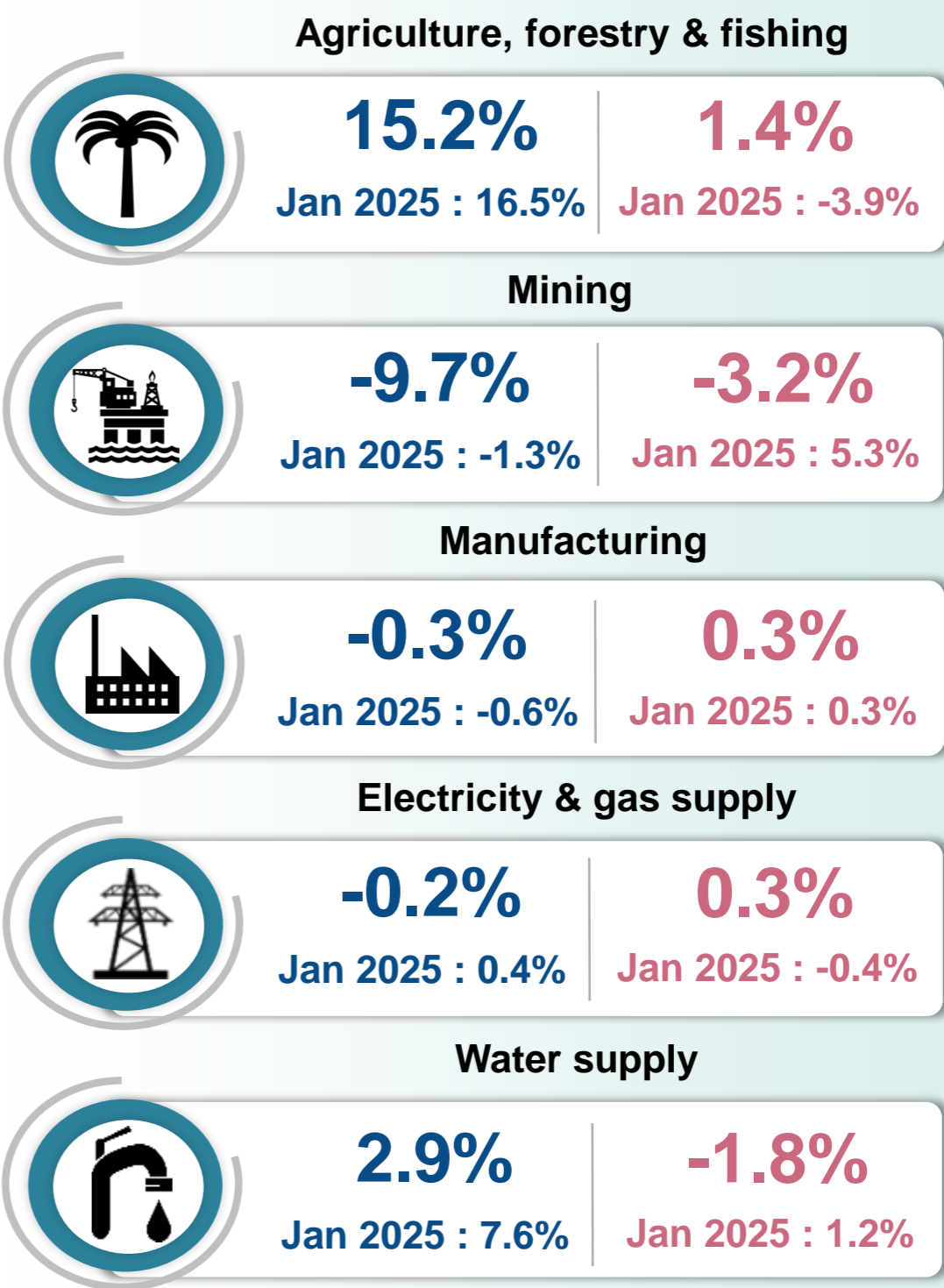
Feb 2025	Jan 2025
0.1%	0.3%

Note : ■ Year-on-Year ■ Month-on-Month

PPI BY STAGE OF PROCESSING



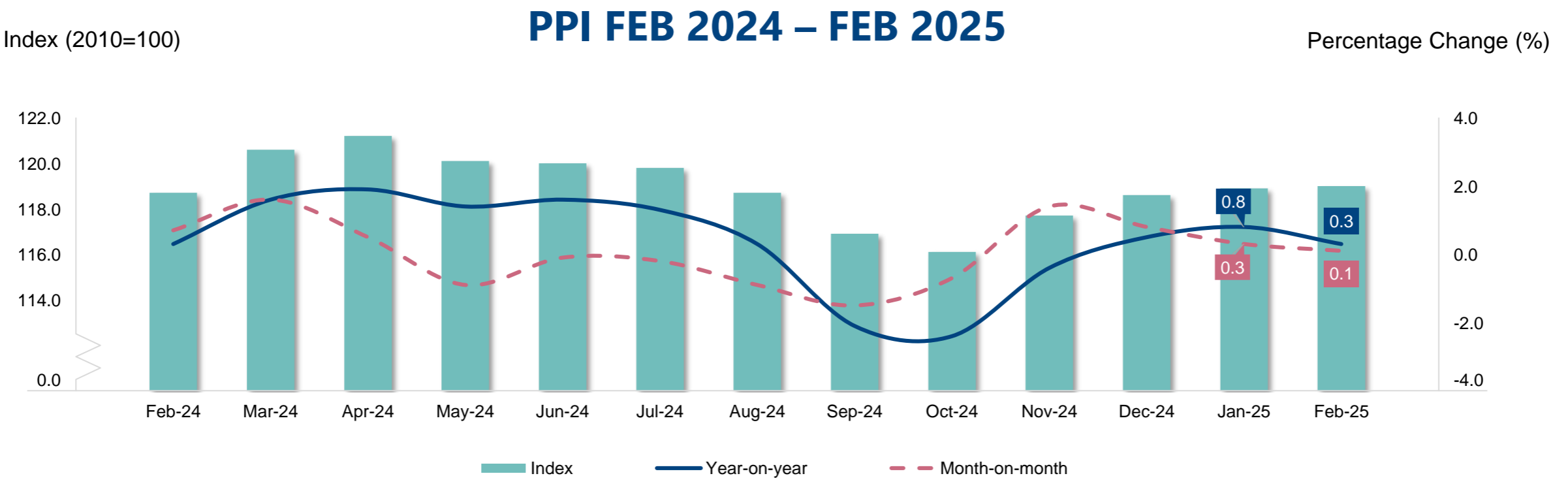
PPI BY SECTOR



PPI OF SELECTED COUNTRIES



Source: Official website of selected NSO's



Source : Producer Price Index (2010=100) Local Production, Department of Statistics Malaysia (DOSM)



## The Producer Price Index of Malaysia recorded a modest increase of 0.3 percent in February 2025

- Malaysia's Producer Price Index (PPI), recorded a year-on-year increase of 0.3 per cent in February 2025, slowing from the 0.8 per cent rise registered in January 2025.
- The Agriculture, forestry & fishing sector remained the primary driver of PPI Local Production, recording a 15.2 per cent increase year-on-year, as compared to 16.5 per cent rise in January 2025. The Growing of perennial crops sub-sector led the growth, rising by 26.1 per cent. However, the Mining sector continued to contract, registering a decline of 9.7 percent, with decreases in Extraction of crude petroleum (-9.8%) and Extraction of natural gas (-9.4%). The Manufacturing sector recorded a marginal decline of 0.3 per cent, from the previous month's contraction of 0.6 per cent. The largest downward was attributed to Manufacture of coke & refined petroleum products (-12.7%) and Manufacture of computer, electronic & optical products (-3.2%). Meanwhile, the Electricity & gas supply sector recorded a slight decline of 0.2 per cent, whereas the Water supply sector continued its positive trend with a 2.9 per cent increase.
- On a month-on-month basis, PPI Local Production registered a slight increase of 0.1 per cent in February 2025, easing from 0.3 per cent in January 2025. The Agriculture, forestry & fishing sector increased by 1.4 per cent (January 2025: -3.9%), supported by an increase in Fishing (5.9%) and Growing of perennial crops (1.6%). The Manufacturing sector rising by 0.3 per cent maintaining the same pace as in the previous month, mainly due to Manufacture of coke & refined petroleum products (0.9%) and Manufacture of food products (0.7%). Conversely, the Mining sector declined by 3.2 per cent (January 2025: 5.3%), affected by decreases in Extraction of natural gas (-3.5%) and Extraction of crude petroleum (-3.2%). In the utilities sector, the Electricity & gas supply sector increased by 0.3 per cent, while the Water supply sector experienced a decline of 1.8 per cent.
- Meanwhile by stage of processing, Crude materials for further processing and Intermediate materials, supplies & components index remained unchanged on a year-on-year basis. Meanwhile, the Finished goods index recorded a slight increase of 0.7 per cent, supported by a 1.7 per cent rise in the Capital equipment index.
- On a month-on-month basis, both Crude materials for further processing index and Finished goods index recorded a moderate increase of 0.3 per cent. However, the Intermediate materials, supplies & components index declined by 0.1 per cent.



**MALAYSIA  
MADANI**



**ASEAN  
MALAYSIA 2025**  
INCLUSIVITY AND SUSTAINABILITY



20 October



2016 - 2030