



MINISTRY OF ECONOMY
DEPARTMENT OF STATISTICS MALAYSIA

BUILDING MATERIALS COST INDEX MAY 2025


Selected materials and areas for the Unit Price Index of Building Materials

The unit price index of steel recorded a decrease between negative 0.1 per cent to negative 3.1 per cent in May 2025


The Average Price of Selected Building Materials, Malaysia


The average price of Ordinary Portland cement a slight increase of 0.2 per cent as compared in April 2025


Steel			Steel & Metal Sections			Cement		
May 2024: 96.5	Apr 2025: 92.5	May 2025: 89.6	YoY% : ▼ 7.2 MoM% : ▼ 3.1	Miri		May 2024: 108.9	Apr 2025: 111.1	May 2025: 111.6
						YoY% : ▲ 2.4 MoM% : ▲ 0.4		
May 2024: 96.4	Apr 2025: 91.4	May 2025: 89.4	YoY% : ▼ 7.3 MoM% : ▼ 2.3	Selangor, W.P.Kuala Lumpur, Melaka & N.Sembilan		May 2024: 112.0	Apr 2025: 114.5	May 2025: 114.8
						YoY% : ▲ 2.4 MoM% : ▲ 0.3		
May 2024: 98.0	Apr 2025: 94.3	May 2025: 92.1	YoY% : ▼ 6.1 MoM% : ▼ 2.4	Tawau		May 2024: 100.0	Apr 2025: 100.0	May 2025: 100.2
						YoY% : ▲ 0.2 MoM% : ▲ 0.2		
May 2024: 102.5	Apr 2025: 101.4	May 2025: 100.2	YoY% : ▼ 2.2 MoM% : ▼ 1.2	Sibu		May 2024: 100.0	Apr 2025: 102.0	May 2025: 102.1
						YoY% : ▲ 2.1 MoM% : ▲ 0.1		
May 2024: 94.2	Apr 2025: 88.9	May 2025: 88.7	YoY% : ▼ 5.8 MoM% : ▼ 0.2	Kota Kinabalu		May 2024: 98.7	Apr 2025: 94.6	May 2025: 93.8
						YoY% : ▼ 5.0 MoM% : ▼ 0.8		
May 2024: 96.4	Apr 2025: 87.2	May 2025: 86.2	YoY% : ▼ 10.6 MoM% : ▼ 1.2	Pulau Pinang, Kedah & Perlis		May 2024: 98.7	Apr 2025: 94.6	May 2025: 93.8
						YoY% : ▼ 5.0 MoM% : ▼ 0.8		

Mycon 60 High Tensile Deformed Bars		
	RM3,250.00 RM / metric ton	YoY : ▼ 8.0% MoM : ▼ 0.3%

Mild Steel Round Bars		
	RM3,699.20 RM / metric ton	YoY : ▼ 5.7% MoM : ▼ 0.5%

Cement (Ordinary) Portland		
	RM23.75 RM / 50 kg bag	YoY : ▲ 3.1% MoM : ▲ 0.2%

Sand		
	RM52.27 RM / metric ton	YoY : ▲ 8.2% MoM : ▼ 0.1%

Aggregates		
	RM46.34 RM / metric ton	YoY : ▲ 4.6% MoM : ▲ 0.8%

Note :

- The average price of building materials refers to the price of building materials that are available in the selected outlet.
- YoY (Change year-on-year) | MoM (Change month-on-month)

Source: Special Release 1 (For Civil Engineering Works) and Special Release 2 (For Building and Structural Works) Department of Statistics Malaysia (DOSM)



@StatsMalaysia

