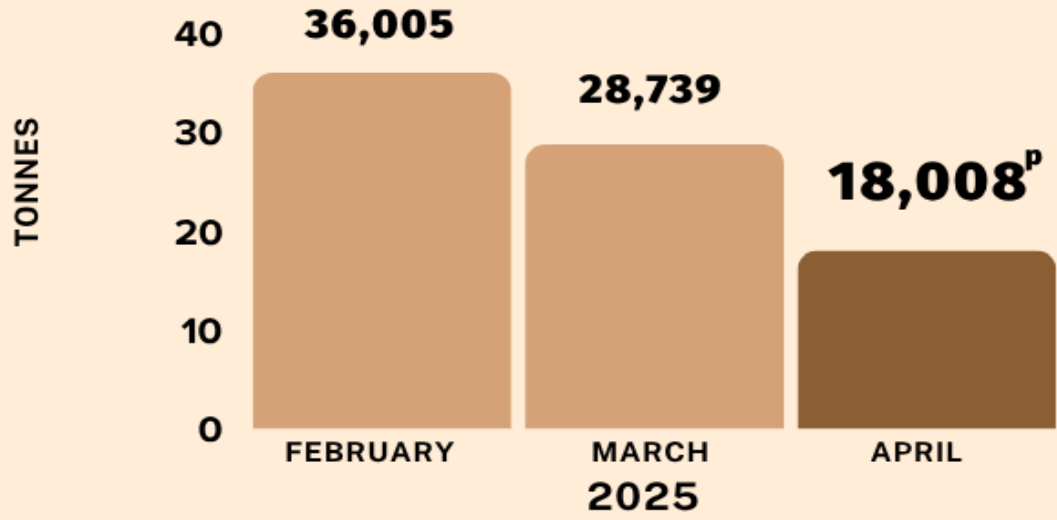




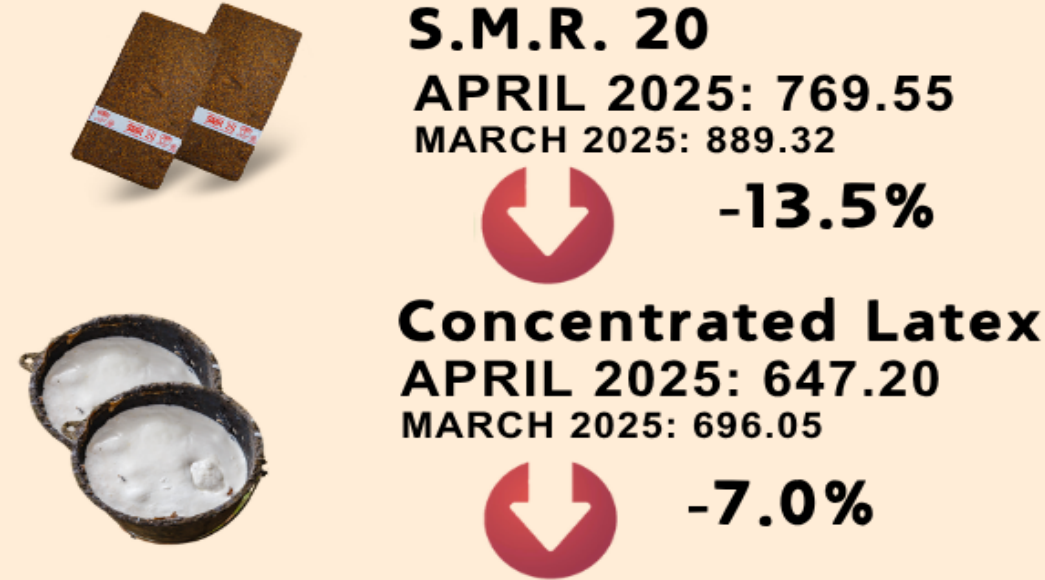
MONTHLY RUBBER STATISTICS, APRIL 2025

PRODUCTION of NATURAL RUBBER

-37.3%



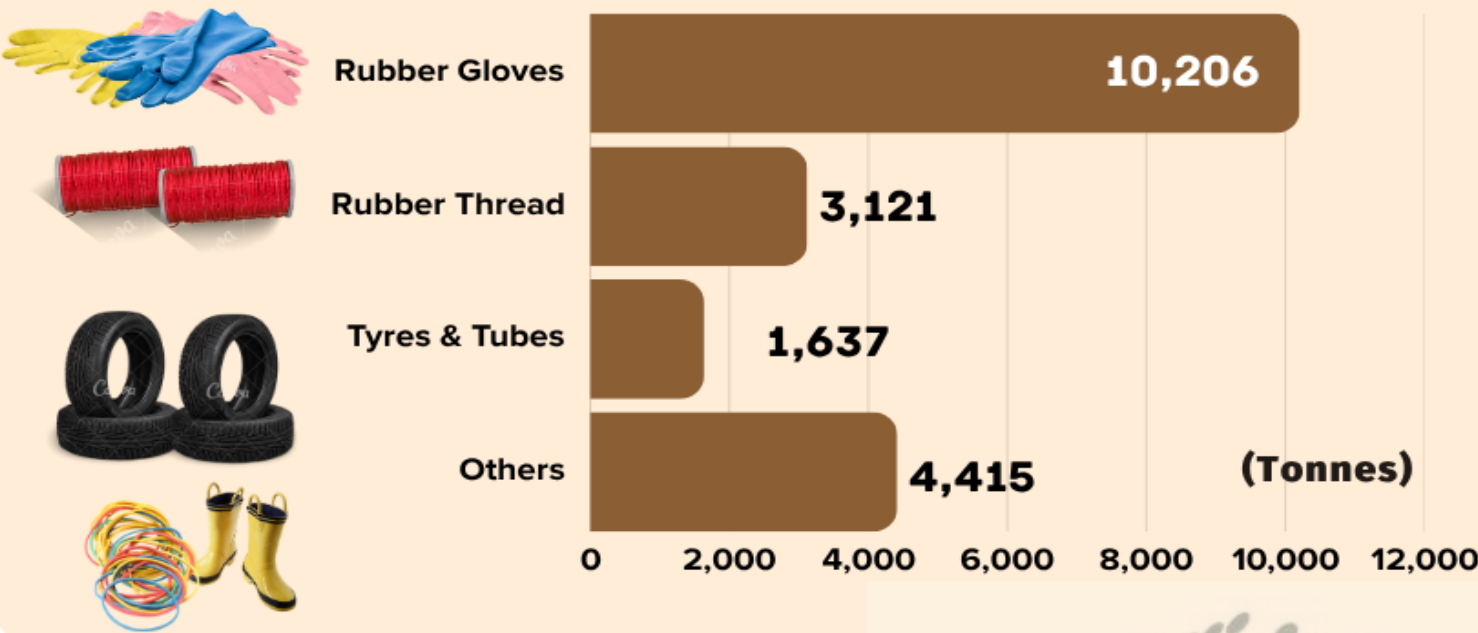
AVERAGE PRICE (cent/kg)



DOMESTIC CONSUMPTION

-10.8%

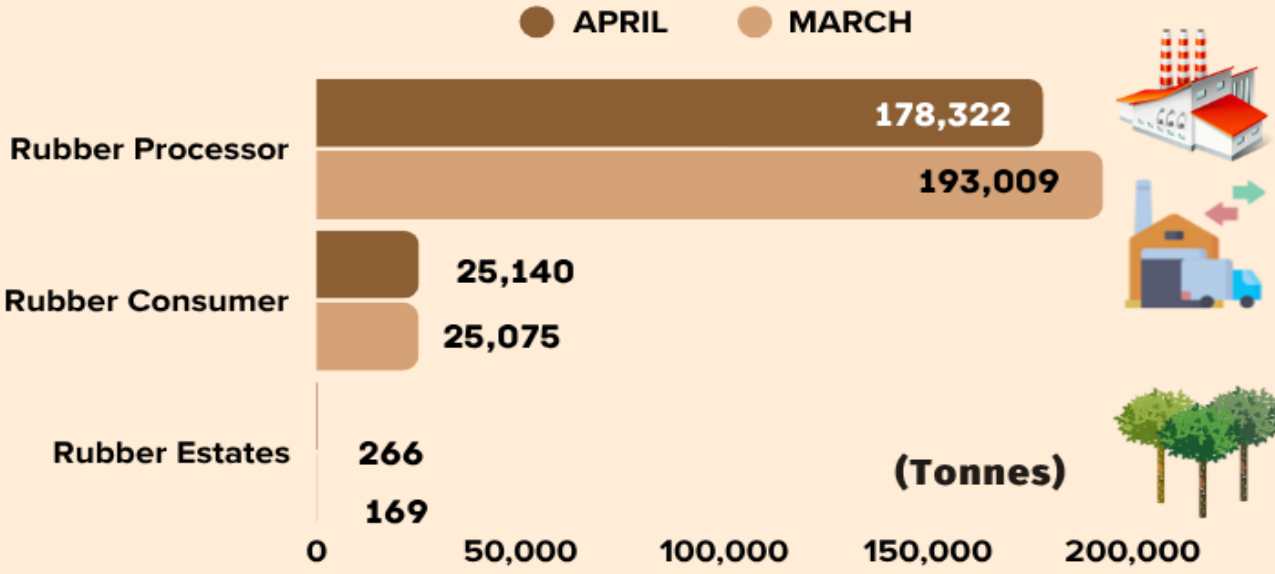
APRIL 2025: 19,379^P tonnes
MARCH 2025: 21,733 tonnes



STOCKS

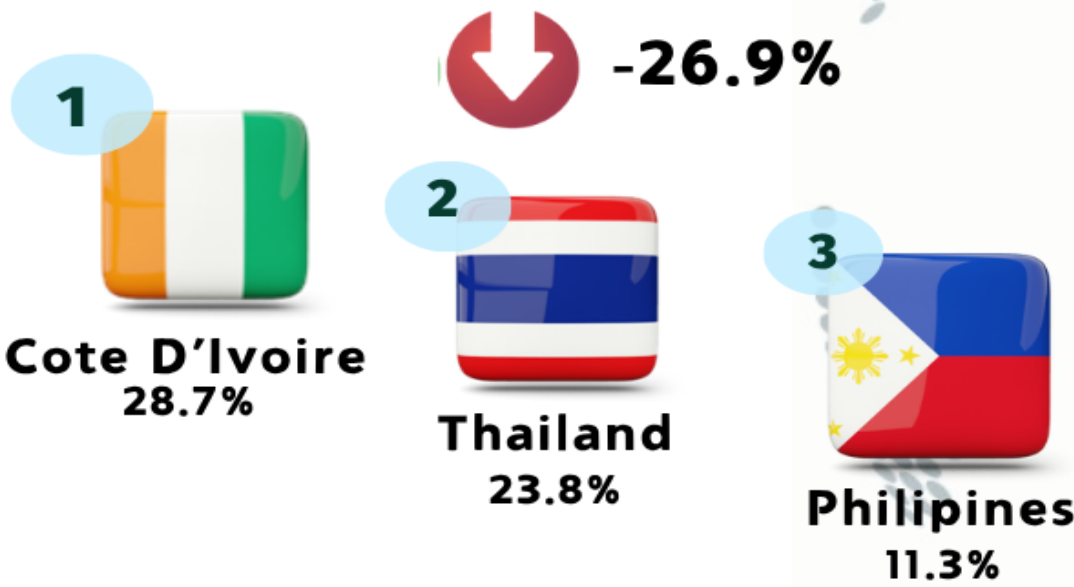
-6.7%

APRIL 2025: 203,728^P tonnes
MARCH 2025: 218,253 tonnes



IMPORTS

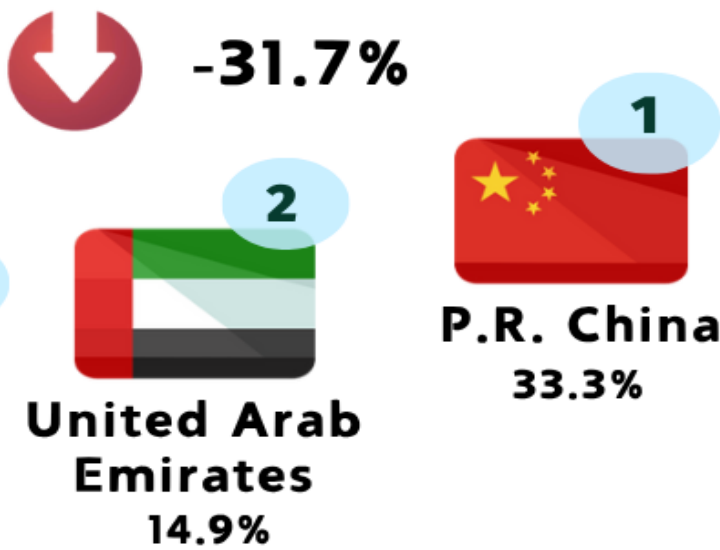
APRIL 2025: 66,978^P tonnes
MARCH 2025: 91,676 tonnes



MAIN COUNTRIES

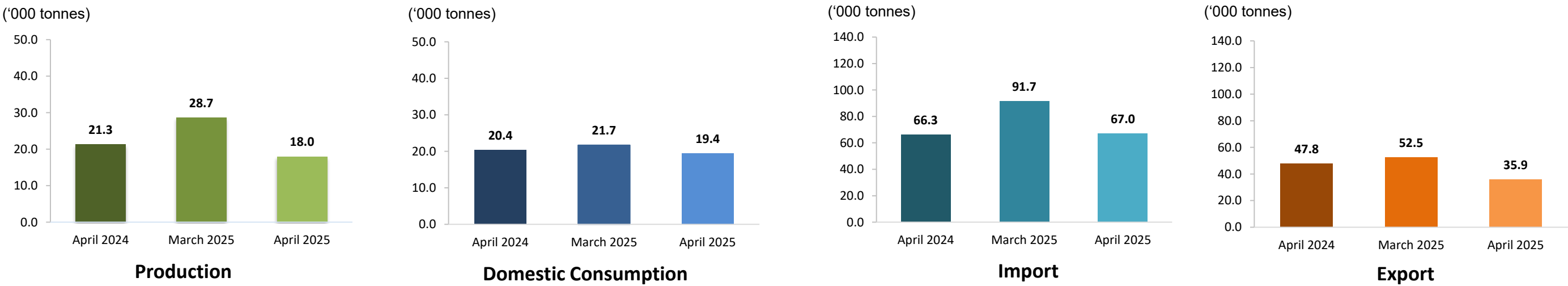
EXPORTS

APRIL 2025: 35,901^P tonnes
MARCH 2025: 52,531 tonnes



Note : change month on month : P = Preliminary : S.M.R = Standard Malaysian Rubber

PRINCIPAL STATISTICS OF RUBBER, MALAYSIA ('000 TONNES)



Source: Monthly Rubber Statistics April 2025, Department of Statistics Malaysia (DOSM)



Malaysia natural rubber production decreased by 37.3 per cent in April 2025

- Natural Rubber (NR) production decreased by 37.3 per cent in April 2025 (18,008 tonnes) as compared to March 2025 (28,739 tonnes). Year-on-year comparison showed that the production of NR decreased by 15.6 per cent (April 2024: 21,325 tonnes). Production of NR in April 2025 for Malaysia was mainly contributed by smallholders sector (86.0%) as compared to estates sector (14.0%).
- Total stocks of NR in April 2025 decreased by 6.7 per cent to 203,728 tonnes as compared to 218,253 tonnes in March 2025. Rubber processors factory contributed 87.6 per cent of the stocks followed by rubber consumers factory (12.3%) and rubber estates (0.1%).
- Exports of Malaysia's NR amounted to 35,901 tonnes in April 2025, decreased 31.7 per cent as against March 2025 (52,531 tonnes). P.R. China remained as the main destination for NR exports which accounted 33.3 per cent of total exports in April 2025 followed by the United Arab Emirates (14.9%), Germany (14.2%), India (6.5%) and the United States of America (5.1%).
- The average monthly price showed that Concentrated Latex recorded a decrease of 7.0 per cent (April 2025: 647.20 sen per kg; March 2025: 696.05 sen per kg) while Scrap decreased by 15.8 per cent (April 2025: 641.27 sen per kg; March 2025: 761.92 sen per kg).

