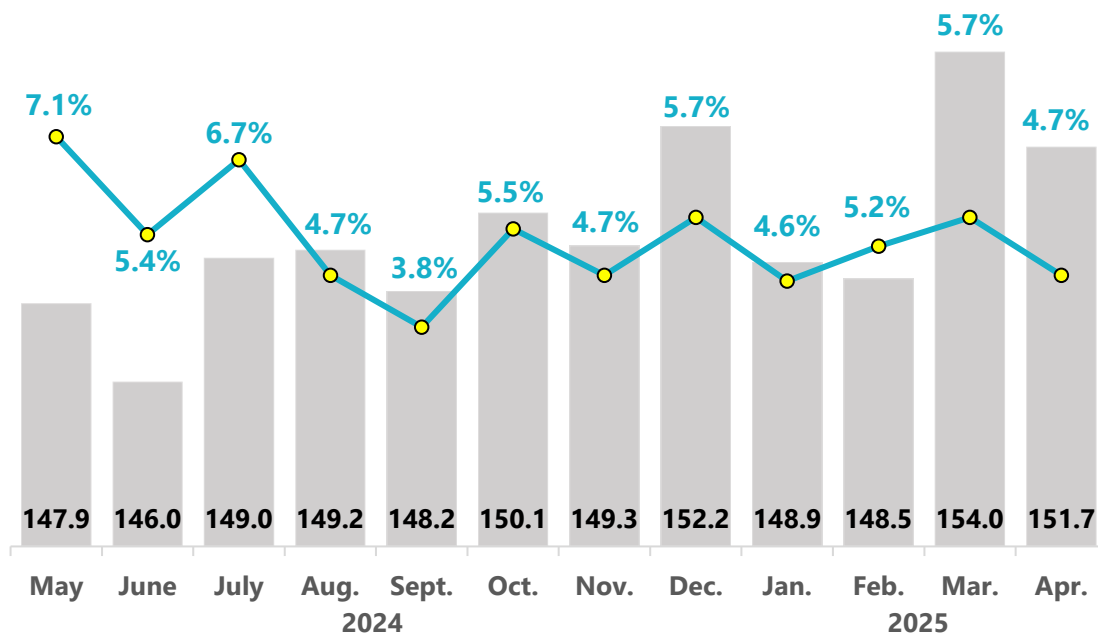




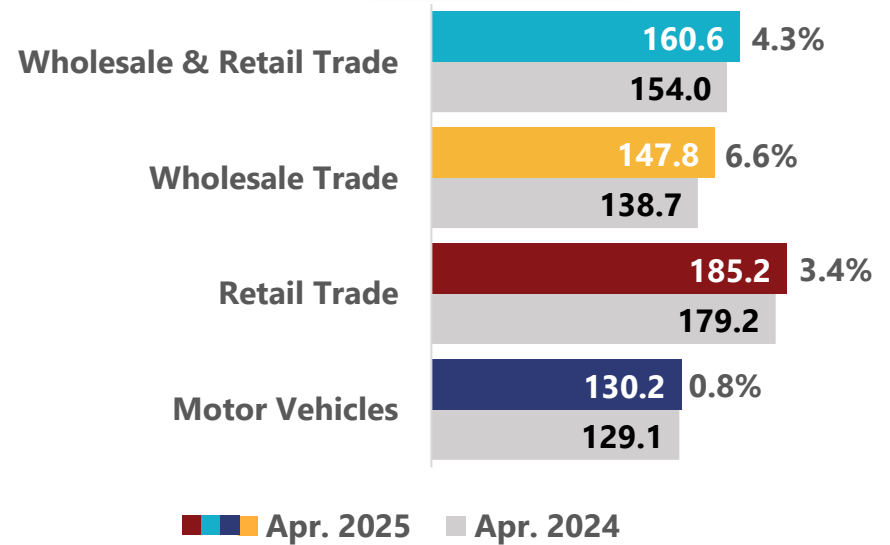
MINISTRY OF ECONOMY  
DEPARTMENT OF STATISTICS MALAYSIA

## PERFORMANCE OF WHOLESALE & RETAIL TRADE, APRIL 2025

### Sales Value of Wholesale & Retail Trade (RM billion)

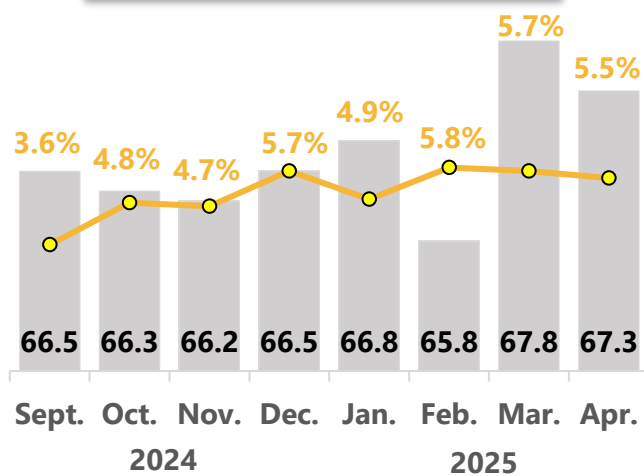


### Volume Index

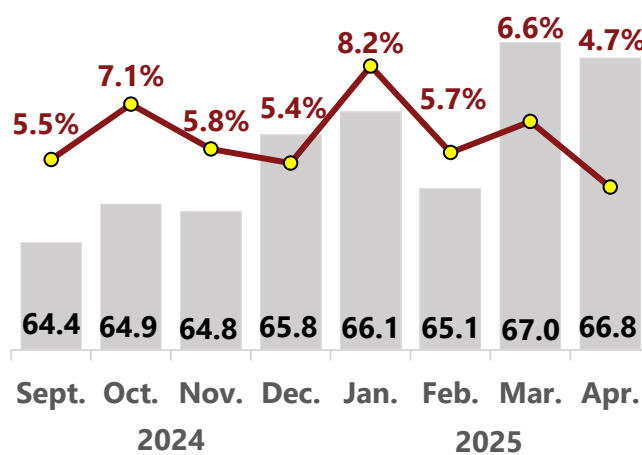


Seasonally Adjusted Volume  
Index April 2025: -0.3%  
(Month-on-Month)

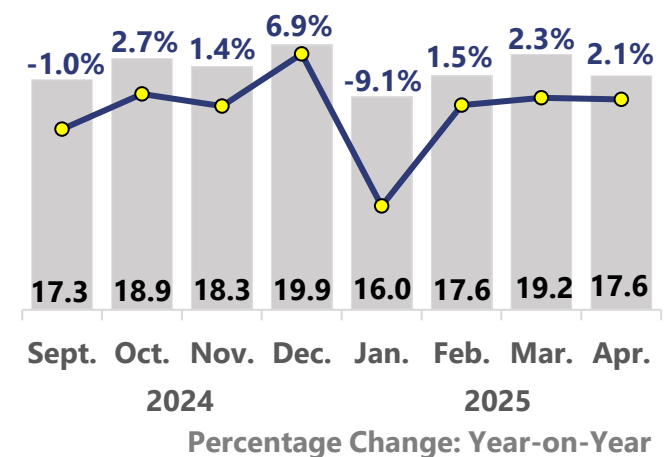
### Sales Value of Wholesale Trade (RM billion)



### Sales Value of Retail Trade (RM billion)




### Sales Value of Motor Vehicles (RM billion)



## MAIN GROUPS (SALES VALUE)

### Wholesale Trade

Other Specialised  
Wholesale



2.8%

Wholesale of  
Household Goods



6.6%

Wholesale of Food,  
Beverages & Tobacco



7.5%

### Retail Trade

Retail Sale in  
Non-specialised  
Stores



4.2%

Retail Sale of Other  
Goods in Specialised  
Stores



4.5%

Retail Sale of Other  
Household  
Equipment  
in Specialised Stores



3.6%

### Motor Vehicles

Sale of  
Motor Vehicles



1.0%

Sale of Motor  
Vehicles  
Parts & Accessories



2.5%

Maintenance &  
Repair  
of Motor Vehicles



0.7%

Source: Performance of Wholesale & Retail Trade, April 2025,  
Department of Statistics Malaysia (DOSM)



@StatsMalaysia

