




MINISTRY OF ECONOMY  
DEPARTMENT OF STATISTICS MALAYSIA

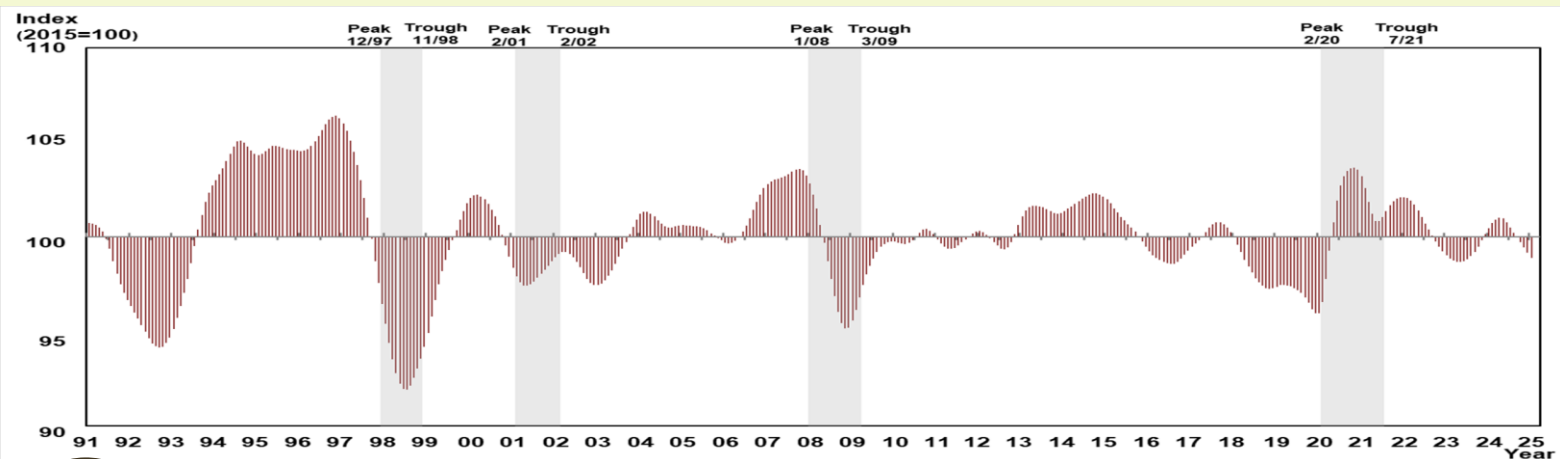
## MALAYSIAN ECONOMIC INDICATORS LEADING, COINCIDENT & LAGGING INDEXES, MARCH 2025

THE MALAYSIAN ECONOMY IS EXPECTED TO CONTINUE GROWING ALBEIT AT A SLOWER PACE,  
WITH THE LEADING INDEX RECORDING 0.6 PER CENT INCREASE IN MARCH 2025

### Leading Composite Index (2015=100) and Annual Change (%)




### Leading Composite Index (Long Term Trend = 100) and Business Cycle (Grey Shaded Areas), January 1991 to March 2025



March  
-0.04%  
Feb.  
-0.02%

### Leading Composite Index, Monthly Change (%)

Contribution of Each Component to the Percentage Change in the Leading Composite Index from the Previous Month



Note: March 2025 | February 2025

Source: Malaysian Economic Indicators- Leading, Coincident & Lagging Indexes, March 2025,  
Department of Statistics Malaysia (DOSM)

