



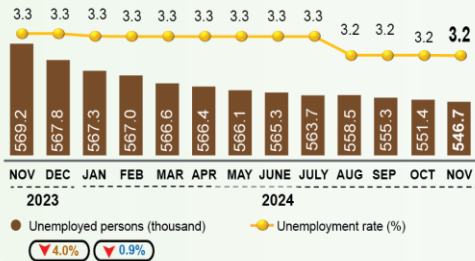
MINISTRY OF ECONOMY
DEPARTMENT OF STATISTICS MALAYSIA

LABOUR FORCE MALAYSIA, NOVEMBER 2024

The unemployment rate remained at 3.2 per cent, recording 546.7 thousand unemployed

UNEMPLOYMENT

THE NUMBER OF UNEMPLOYED PERSONS AND UNEMPLOYMENT RATE, MALAYSIA, NOV 2023 - NOV 2024



3.2%

November's unemployment rate remained at 3.2 per cent

▼0.1pp ↔0.0pp

Unemployment by category

Actively unemployed Inactively unemployed

79.8% 20.2%

NOV 2024

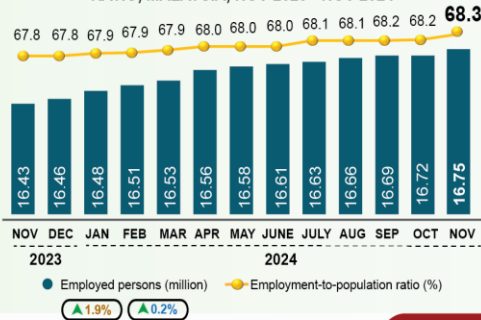
▼4.0% 436.2 thousand 110.6 thousand ▼3.6%
▼0.9% ▼0.7%

OCT 2024

440.0 thousand 111.4 thousand

EMPLOYED PERSONS

THE NUMBER OF EMPLOYED PERSONS AND EMPLOYMENT-TO-POPULATION RATIO, MALAYSIA, NOV 2023 - NOV 2024

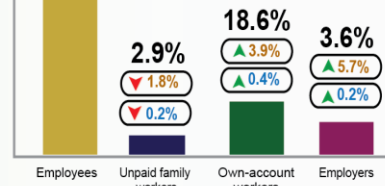


Employed persons by status in employment

74.9%

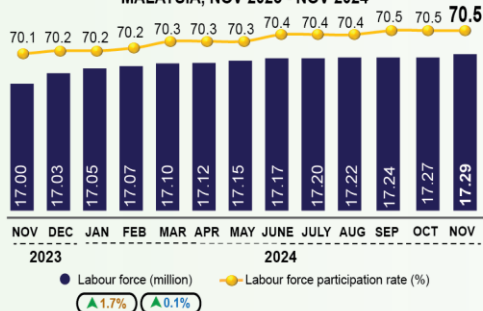
▲1.4% ▲0.1%

The total number of employed persons in November 2024 was primarily comprised of the employees' category, accounting for 74.9 per cent



LABOUR FORCE

LABOUR FORCE AND LABOUR FORCE PARTICIPATION RATE (LFPR), MALAYSIA, NOV 2023 - NOV 2024



70.5%

The labour force participation rate stood at 70.5 per cent as in the preceding month

▲0.4pp ↔0.0pp

LFPR by sex



OUTSIDE LABOUR FORCE

The major composition of the outside labour force was the housework/ family responsibilities



OCT 2024

7.23 million
7.23 million

NOV 2024

▼0.1%
▼0.02%



Housework/ family responsibilities

43.1%



Schooling/ training

42.3%

Percentage change (year-on-year) Percentage point
Percentage change (month-on-month) Unchanged



@StatsMalaysia

