



LABOUR FORCE STATISTICS 2024

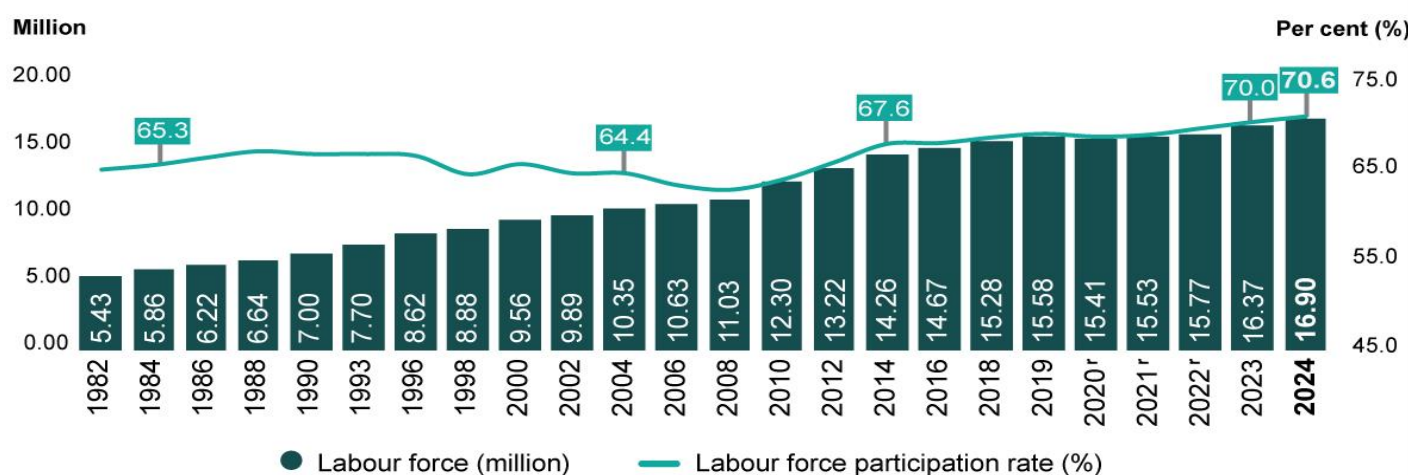
The unemployment rate decreased by **0.2 percentage points** to **3.2 per cent** with **534.1 thousand** unemployed persons

LABOUR FORCE

16.90 million
2023 : 16.37 million

Malaysia's labour force in 2024 edged up by **3.3 per cent** to register **16.90 million** persons

Labour force, 1982 - 2024

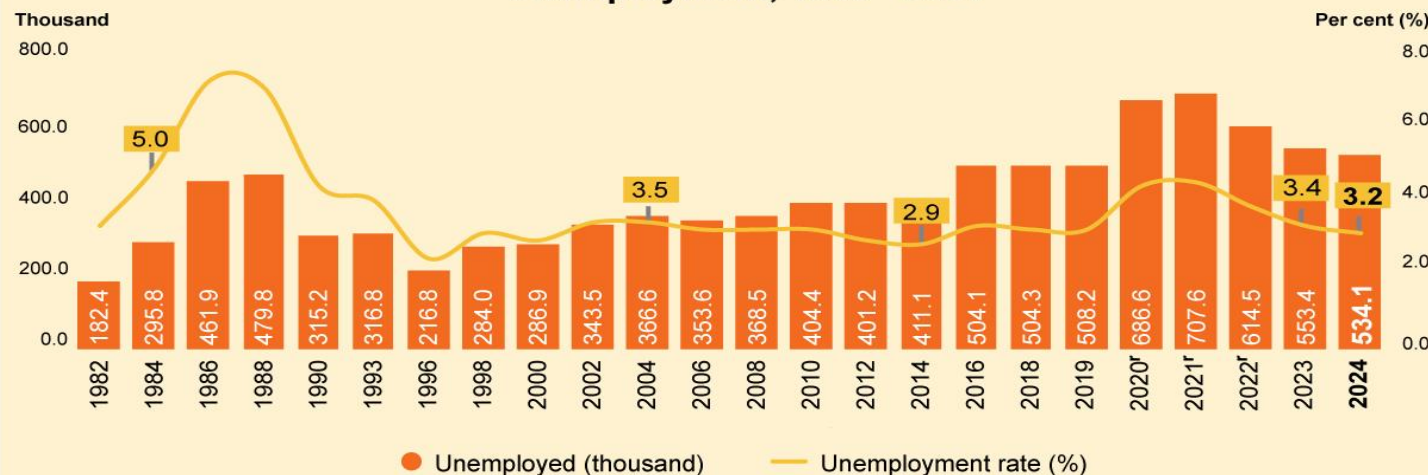


UNEMPLOYMENT RATE

3.2% ▼ 0.2pp
2023 : 3.4%

0.2pp

Unemployment, 1982 - 2024



UNEMPLOYED

534.1 thousand
2023 : 553.4 thousand

▼ 3.5%



EMPLOYED PERSONS

16.37 million
2023 : 15.81 million

▲ 3.5%

OUTSIDE LABOUR FORCE

7.02 million
2023 : 7.00 million

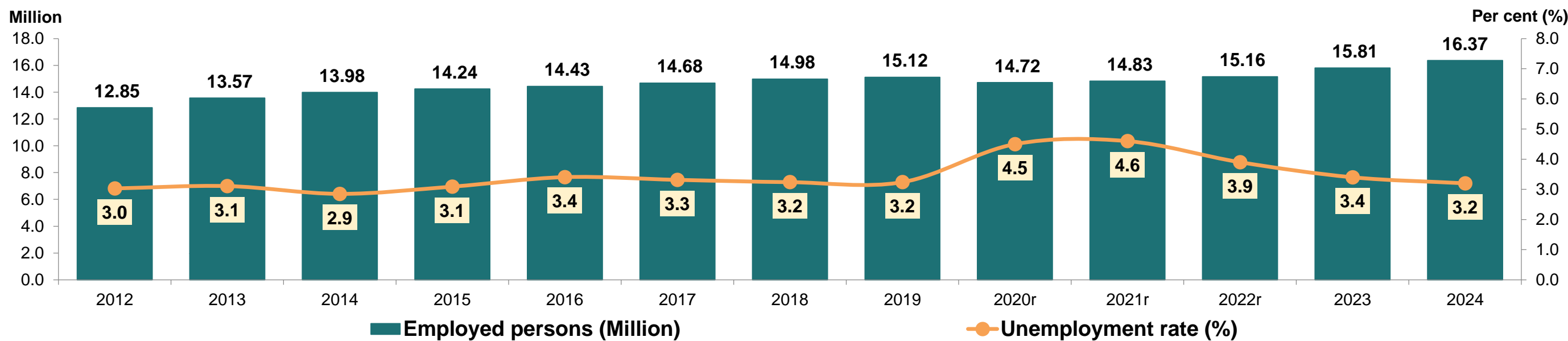
▲ 0.4%

(%) Percentage change (year-on-year)

(pp) Percentage point

(r) Revision based on the current population estimates from Population and Housing Census Malaysia, 2020

Employed persons and unemployment rate, 2012-2024



Malaysia's labour market continued its recovery in 2024 and is expected to remain stable throughout 2025, in line with sustained economic growth

- In 2024, the **labour force** increased by **3.3 per cent** to **16.90 million persons** compared to 16.37 million persons in the previous year. The **labour force participation rate (LFPR)** also rose to a new record high of **70.6 per cent** from 70.0 per cent in 2023.
- The number of unemployed persons declined by **3.5 per cent** to **534.1 thousand persons**.
- The **unemployment rate** dropped to **3.2 per cent** in 2024, below the pre-pandemic level of 3.3 per cent recorded in 2019.
- The number of **employed persons** continued to register an annual positive growth, increasing by **3.5 per cent** to **16.37 million persons** from 15.81 million persons in the prior year.
- From a sectoral perspective, employment remained dominant in the **Services** sector which continued its upward trend and comprised **65.6 per cent** of the total employment. This was followed by the **Manufacturing** sector at **16.3 per cent** and the **Agriculture** sector at **9.0 per cent**. Additionally, the **Construction** sector accounted for **8.5 per cent** of total employment, while the **Mining & quarrying** sector contributed the smallest share at **0.5 per cent**.
- The number of persons **outside the labour force** slightly increased to **7.02 million persons**, which majority remained inactive due to **housework/family responsibilities** with a share of **43.1 per cent**, followed by those in the **schooling/training** category, comprising **41.3 per cent**.

