

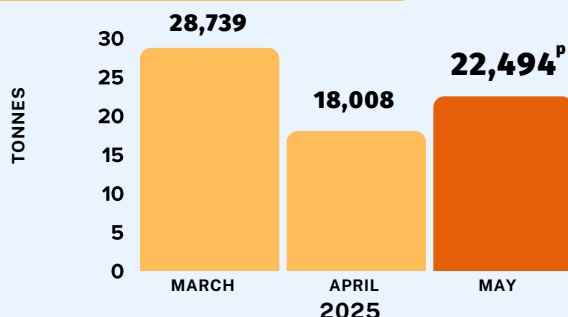


KEMENTERIAN EKONOMI
JABATAN PERANGKAAAN MALAYSIA


MONTHLY RUBBER STATISTICS, MAY 2025

PRODUCTION of NATURAL RUBBER

↑ 24.9%



AVERAGE PRICE (cent/kg)



S.M.R. 20
MAY 2025: 744.23
APRIL 2025: 769.55



-3.3%



Concentrated Latex
MAY 2025: 613.80
APRIL 2025: 647.20

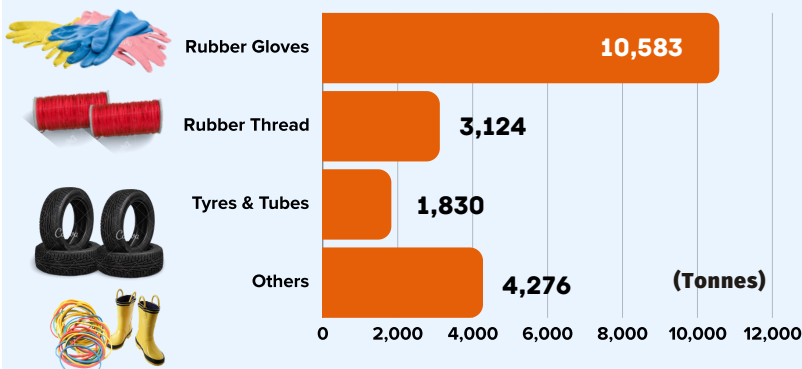


-5.2%

DOMESTIC CONSUMPTION

↑ 2.1%

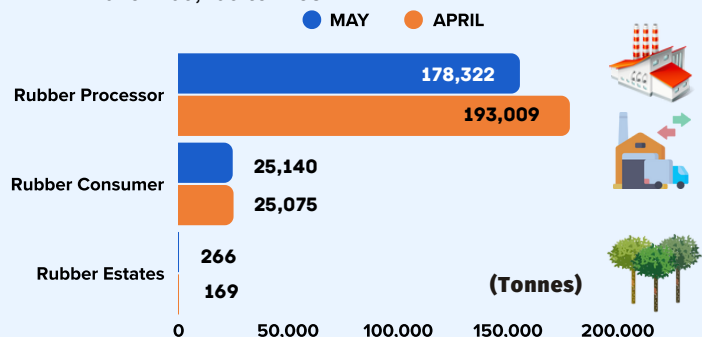
MAY 2025: 19,812^P tonnes
APRIL 2025: 19,403 tonnes



STOCKS

↓ -11.4%

MAY 2025: 180,569^P tonnes
APRIL 2025: 203,708 tonnes

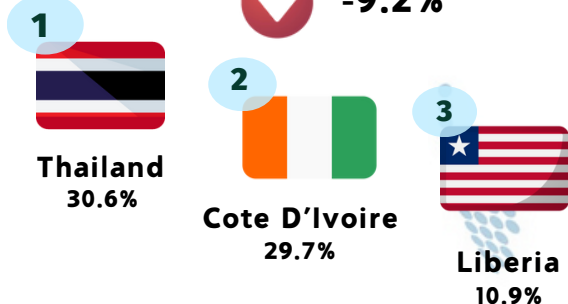


IMPORTS

MAY 2025: 60,869^P tonnes
APRIL 2025: 66,999 tonnes



-9.2%



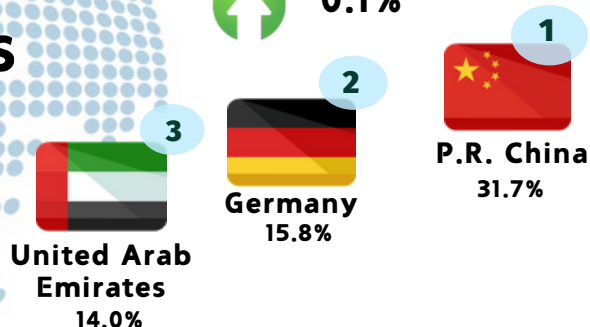
MAIN COUNTRIES

EXPORTS

MAY 2025: 35,939^P tonnes
APRIL 2025: 35,901 tonnes



0.1%



Note: ↑ ↓ change month on month : P = Preliminary : S.M.R. = Standard Malaysian Rubber

Source: Monthly Rubber Statistics May 2025, Department of Statistics Malaysia (DOSM)

