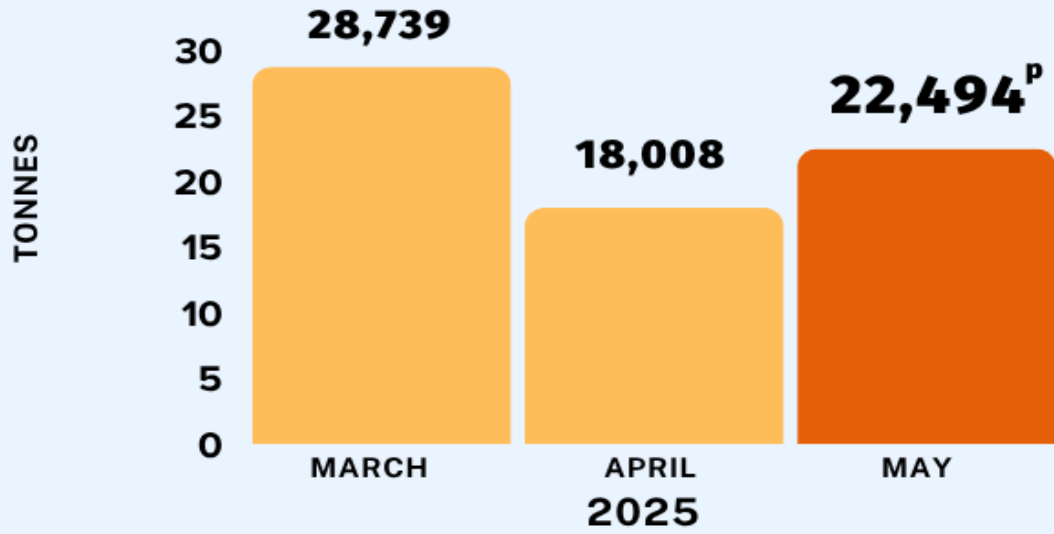





MONTHLY RUBBER STATISTICS, MAY 2025

PRODUCTION of NATURAL RUBBER

↑ 24.9%



AVERAGE PRICE (cent/kg)



S.M.R. 20

MAY 2025: 744.23
APRIL 2025: 769.55



-3.3%



Concentrated Latex

MAY 2025: 613.80
APRIL 2025: 647.20

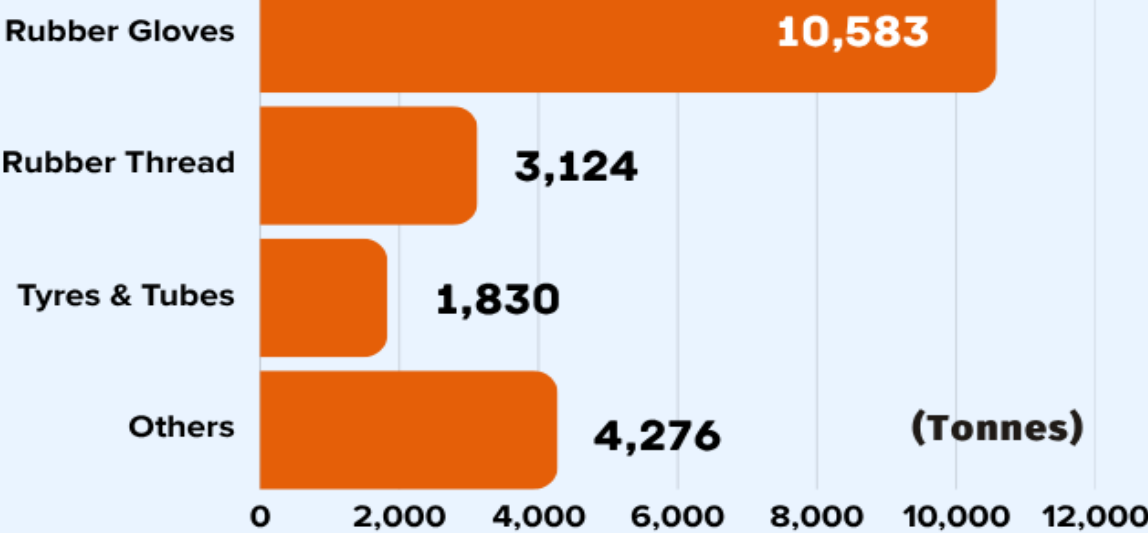


-5.2%

DOMESTIC CONSUMPTION

↑ 2.1%

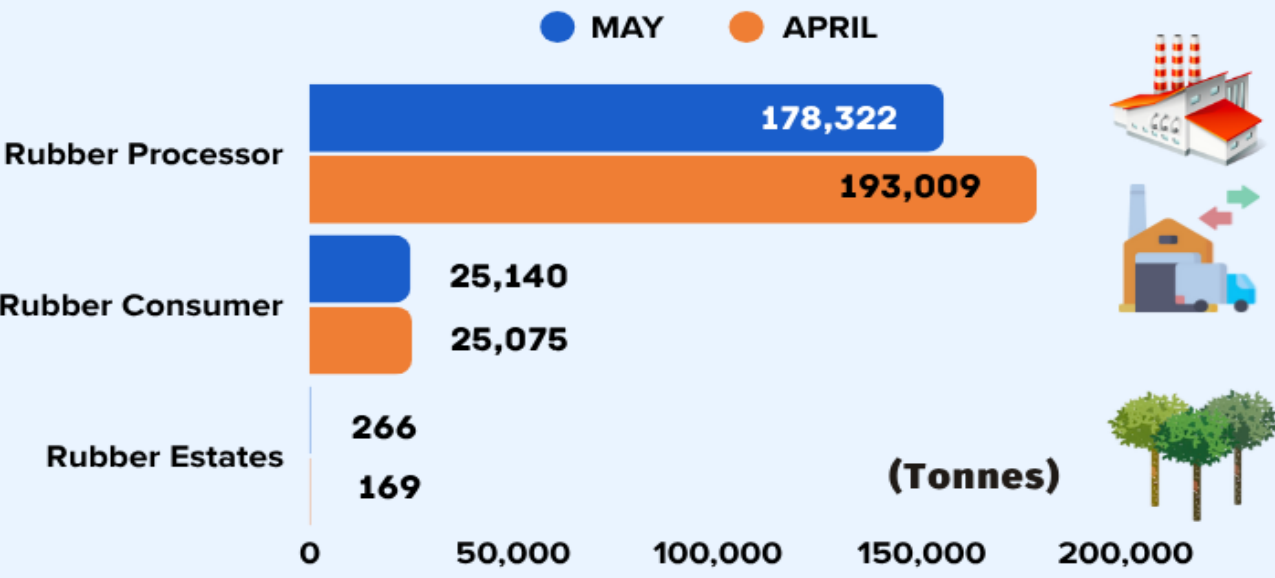
MAY 2025: 19,812^P tonnes
APRIL 2025: 19,403 tonnes



STOCKS

↓ -11.4%

MAY 2025: 180,569^P tonnes
APRIL 2025: 203,708 tonnes



IMPORTS

MAY 2025: 60,869^P tonnes
APRIL 2025: 66,999 tonnes



-9.2%



Thailand
30.6%



Cote D'Ivoire
29.7%



Liberia
10.9%

MAIN COUNTRIES

EXPORTS

MAY 2025: 35,939^P tonnes
APRIL 2025: 35,901 tonnes



0.1%



United Arab Emirates
14.0%



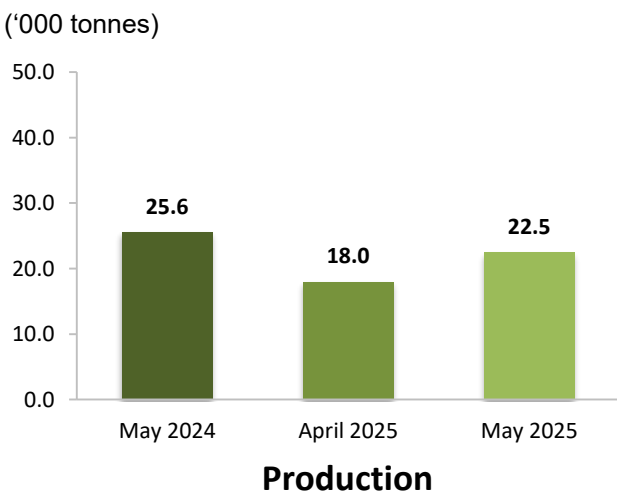
Germany
15.8%



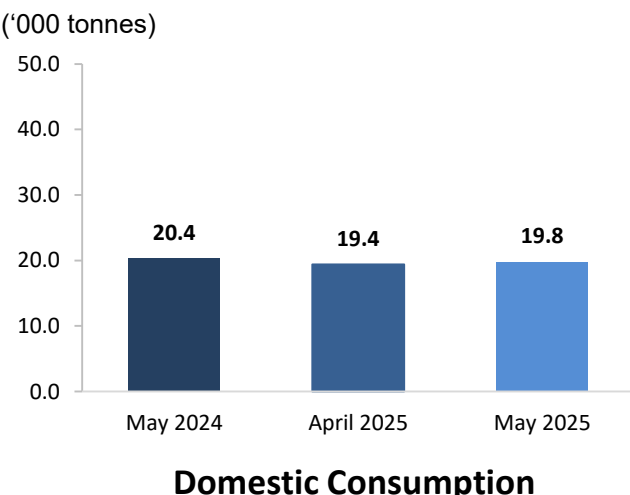
P.R. China
31.7%

Note : ↑ ↓ change month on month : P = Preliminary : S.M.R = Standard Malaysian Rubber

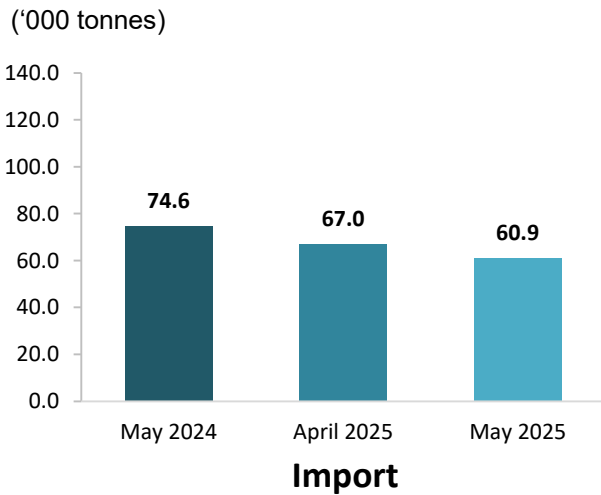
PRINCIPAL STATISTICS OF RUBBER, MALAYSIA ('000 TONNES)



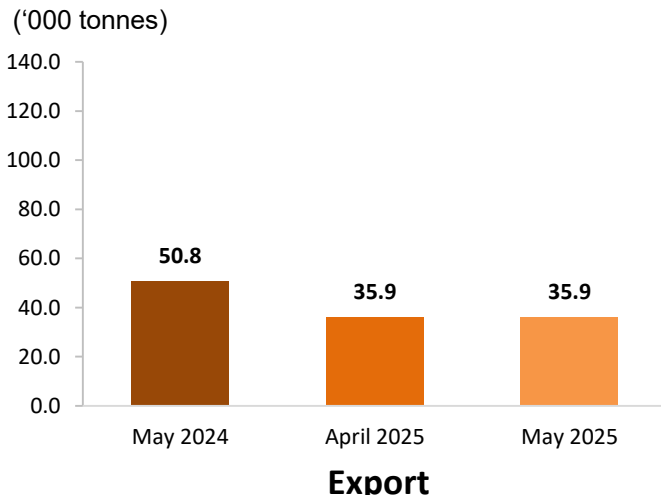
Production



Domestic Consumption



Import



Export

Source: Monthly Rubber Statistics May 2025, Department of Statistics Malaysia (DOSM)



Malaysia natural rubber production increased by 24.9 per cent in May 2025

- Natural Rubber (NR) production increased by 24.9 per cent in May 2025 (22,494 tonnes) as compared to April 2025 (18,008 tonnes). Year-on-year comparison showed that the production of NR decreased by 12.2 per cent (May 2024: 25,608 tonnes). Production of NR in May 2025 for Malaysia was mainly contributed by smallholders sector (85.4%) as compared to estates sector (14.6%).
- Total stocks of NR in May 2025 decreased by 11.4 per cent to 180,569 tonnes as compared to 203,708 tonnes in April 2025. Rubber processors factory contributed 86.1 per cent of the stocks followed by rubber consumers factory (13.7%) and rubber estates (0.2%).
- Exports of Malaysia's NR amounted to 35,939 tonnes in May 2025, increased 0.1 per cent as against April 2025 (35,901 tonnes). P.R. China remained as the main destination for NR exports which contributed 31.7 per cent of total exports in May 2025 followed by Germany (15.8%), the United Arab Emirates (14.0%), the United States of America (8.1%) and India (6.6%).
- The average monthly price showed that Concentrated Latex recorded a decrease of 5.2 per cent (May 2025: 613.80 sen per kg; April 2025: 647.20 sen per kg) while Scrap decreased by 5.4 per cent (May 2025: 606.67 sen per kg; April 2025: 641.27 sen per kg).

