



KEMENTERIAN EKONOMI
JABATAN PERANGKAAN MALAYSIA

PERANGKAAN PEMBUATAN BULANAN MONTHLY MANUFACTURING STATISTICS

MEI
MAY 2025

Dikeluarkan pada: 11 Julai 2025
Released on: July

PEMAKLUMAN / ANNOUNCEMENT

Kepengerusian ASEAN-Malaysia 2025: Jabatan Perangkaan Malaysia (DOSM) akan mempengerusikan Jawatankuasa Sistem Statistik Komuniti ASEAN Ke-15 (ACSS15) yang bertujuan untuk memperkukuh kerjasama statistik ke arah pembangunan serantau yang mampan.

Malaysia buat julung kalinya telah berjaya menduduki kedudukan teratas di peringkat global dalam laporan dwi-tahunan Open Data Inventory (ODIN) 2024/25 yang dikeluarkan oleh Open Data Watch (ODW), mengatasi 198 negara lain. Pencapaian ini merupakan lonjakan ketara daripada kedudukan ke-67 dalam penilaian ODIN 2022/23.

Kerajaan Malaysia telah mengisytiharkan 20 Oktober sebagai Hari Statistik Negara (MyStats Day), dengan tema 'Statistik Nadi Kehidupan'. Sementara itu, Hari Statistik Dunia Keempat akan disambut pada 20 Oktober 2025 dengan tema 'Driving Change with Quality Statistics and Data for Everyone'.

OpenDOSM NextGen adalah medium yang menyediakan katalog data dan visualisasi bagi memudahkan pengguna menganalisis pelbagai data dan boleh diakses melalui portal <https://open.dosm.gov.my>.

ASEAN-Malaysia 2025 Chairmanship: The Department of Statistics Malaysia (DOSM) will chair the 15th ASEAN Community Statistical System Committee (ACSS15) which aims to strengthen the statistical cooperation towards sustainable regional development.

Malaysia has, for the first time, successfully secured the top position globally in the biennial Open Data Inventory (ODIN) 2024/25 report released by Open Data Watch (ODW), surpassing 198 other countries. This achievement marks a significant leap from its 67th position in the ODIN 2022/23 assessment.

The Government of Malaysia has declared October 20th as National Statistics Day (MyStats Day), with the theme 'Statistics is the Essence of Life'. Meanwhile, the Fourth World Statistics Day will be celebrated on 20th October 2025, with the theme 'Driving Change with Quality Statistics and Data for Everyone'.

OpenDOSM NextGen is a medium that provides data catalogue and visualisations to facilitate users' analysis and can be accessed through <https://open.dosm.gov.my>.

JABATAN PERANGKAAN MALAYSIA
DEPARTMENT OF STATISTICS MALAYSIA

Diterbitkan dan dicetak oleh / *Published and printed by:*

Jabatan Perangkaan Malaysia

Department of Statistics Malaysia

Blok C6 & C7, Kompleks C,

Pusat Pentadbiran Kerajaan Persekutuan

62514 Putrajaya,

MALAYSIA

Tel.	:	03-8885 7000
Faks/Fax	:	03-8888 9248
Portal	:	https://www.dosm.gov.my
Facebook / Twitter / Instagram / YouTube	:	StatsMalaysia
Emel/Email	:	info@dosm.gov.my (pertanyaan umum / <i>general enquiries</i>)
		data@dosm.gov.my (pertanyaan & permintaan data / <i>data request & enquiries</i>)
Harga/Price	:	RM10.00

Diterbitkan pada Julai 2025 / *Published in July 2025*

Hakcipta terpelihara / All rights reserved.

Tiada bahagian daripada terbitan ini boleh diterbitkan semula, disimpan untuk pengeluaran atau ditukar dalam apa-apa bentuk atau alat apa jua pun kecuali setelah mendapat kebenaran daripada Jabatan Perangkaan Malaysia. Pengguna yang mengeluarkan sebarang maklumat dari terbitan ini sama ada yang asal atau diolah semula hendaklah meletakkan kenyataan berikut:

“Sumber: Jabatan Perangkaan Malaysia”.

No part of this publication may be reproduced or distributed in any form or by any means or stored in database without the prior written permission from Department of Statistics, Malaysia. Users reproducing content of this publication with or without adaptation should quote the following.

“Source: Department of Statistics Malaysia”.

ISSN 0128-3499

KATA PENGANTAR

Penerbitan ini memaparkan perangkaan nilai jualan, bilangan pekerja bergaji dan gaji & upah secara bulanan berdasarkan Survei Pembuatan Bulanan. Objektif utama penerbitan ini adalah untuk menyediakan data aliran terkini sektor Pembuatan bagi membantu pengguna dalam perancangan, penggubalan dasar dan membuat keputusan.

Ringkasan penemuan dan jadual perangkaan yang terperinci masing-masing dipaparkan pada bahagian pertama dan kedua penerbitan ini. Sementara itu, aspek-aspek teknikal yang digunakan seperti skop dan liputan dan konsep dan definisi juga disediakan pada Bahagian ketiga bagi membantu pengguna memahami statistik yang diterbitkan.

Jabatan Perangkaan Malaysia merakamkan penghargaan atas kerjasama yang diberikan oleh responden dan juga semua pihak yang telah menyumbang secara langsung dan tidak langsung dalam menjayakan penerbitan ini. Sebarang maklum balas dan cadangan untuk penambahbaikan penerbitan ini pada masa akan datang amat dihargai.

Dato' Sri Dr. Mohd Uzir Mahidin

Ketua Perangkawan Malaysia

Julai 2025



PREFACE

This publication presents monthly statistics on sales value, number of employees and salaries & wages based on the Monthly Manufacturing Survey. The main objective of this publication is to provide statistics on the latest trends of the Manufacturing sector to assist users in the planning, formulation of policies and decision making.

The summary findings and detailed statistical tables are highlighted in the first and second part of this publication respectively. Meanwhile, the technical aspects used such as scope and coverage and concepts and definitions are provided in the third part to assist users to understand the published statistics.

The Department of Statistics, Malaysia gratefully acknowledges the co-operation rendered by the respondents as well as all parties who have contributed directly and indirectly in making this publication a success. Any feedback and suggestion towards improving future publication is highly appreciated.

Dato' Sri Dr. Mohd Uzir Mahidin

Chief Statistician Malaysia

July 2025



KANDUNGAN / CONTENTS

	Muka Surat <i>Page</i>
Kata Pengantar / Preface	i - ii
Kandungan / Contents	iii - iv
Kalendar Awalan Keluaran 2025 / Advance Release Calendar 2025	v
Penemuan Utama / Main Findings	
Ringkasan Penemuan Perangkaan Pembuatan Bulanan (PPB), Mei 2025 <i>Summary of Findings Monthly Manufacturing Statistics (MMS), May 2025</i>	1 - 8
Jadual / Tables	
1 Perangkaan Utama Bagi Sektor Pembuatan <i>Principal Statistics of Manufacturing Sector</i>	9
1.1a Nilai Jualan Sektor Pembuatan Mengikut Subsektor <i>Sales Value of Manufacturing Sector by Sub-sector</i>	10 - 11
1.1b Nilai Jualan Sektor Pembuatan Mengikut Subsektor: Perubahan Peratusan Tahunan <i>Sales Value of Manufacturing Sector by Sub-sector: Annual Percentage Change</i>	12 - 13
1.1c Nilai Jualan Sektor Pembuatan Mengikut Subsektor: Perubahan Peratusan Bulanan/Suku Tahunan <i>Sales Value of Manufacturing Sector by Sub-sector: Monthly/Quarterly Percentage Change</i>	14 - 15
1.2a Bilangan Pekerja Bergaji Sektor Pembuatan Mengikut Subsektor <i>Number of Paid Employees of Manufacturing Sector by Sub-sector</i>	16 - 19
1.2b Bilangan Pekerja Bergaji Sektor Pembuatan Mengikut Subsektor: Perubahan Peratusan Tahunan <i>Number of Paid Employees of Manufacturing Sector by Sub-sector: Annual Percentage Change</i>	20 - 21
1.2c Bilangan Pekerja Bergaji Sektor Pembuatan Mengikut Subsektor: Perubahan Peratusan Bulanan/Suku Tahunan <i>Number of Paid Employees of Manufacturing Sector by Sub-sector: Monthly/Quarterly Percentage Change</i>	22 - 23
1.3a Gaji dan Upah yang Dibayar Sektor Pembuatan Mengikut Subsektor <i>Salaries and Wages Paid of Manufacturing Sector by Sub-sector</i>	24 - 25
1.3b Gaji dan Upah yang Dibayar Sektor Pembuatan Mengikut Subsektor: Perubahan Peratusan Tahunan <i>Salaries and Wages Paid of Manufacturing Sector by Sub-sector: Annual Percentage Change</i>	26 - 27

KANDUNGAN / CONTENTS

	Muka Surat <i>Page</i>
Jadual / Tables	
1.3c Gaji dan Upah yang Dibayar Sektor Pembuatan Mengikut Subsektor: Perubahan Peratusan Bulanan/Suku Tahunan <i>Salaries and Wages Paid of Manufacturing Sector by Sub-sector: Monthly/Quarterly Percentage Change</i>	28 - 29
1.4a Nilai Jualan Sektor Pembuatan Mengikut Kumpulan <i>Sales Value of Manufacturing Sector by Group</i>	30 – 45
1.4b Nilai Jualan Sektor Pembuatan Mengikut Kumpulan: Perubahan Peratusan Tahunan <i>Sales Value of Manufacturing Sector by Group: Annual Percentage Change</i>	46 – 53
1.4c Nilai Jualan Sektor Pembuatan Mengikut Kumpulan: Perubahan Peratusan Bulanan/Suku Tahunan <i>Sales Value of Manufacturing Sector by Group: Monthly/Quarterly Percentage Change</i>	54 - 61
1.5a Bilangan Pekerja Bergaji Sektor Pembuatan Mengikut Kumpulan <i>Number of Paid Employees of Manufacturing Sector by Group</i>	62 - 77
1.5b Bilangan Pekerja Bergaji Sektor Pembuatan Mengikut Kumpulan: Perubahan Peratusan Tahunan <i>Number of Paid Employees of Manufacturing Sector by Group: Annual Percentage Change</i>	78 - 85
1.5c Bilangan Pekerja Bergaji Sektor Pembuatan Mengikut Kumpulan: Perubahan Peratusan Bulanan/Suku Tahunan <i>Number of Paid Employees of Manufacturing Sector by Group: Monthly/Quarterly Percentage Change</i>	86 - 93
1.6a Gaji dan Upah yang Dibayar Sektor Pembuatan Mengikut Kumpulan <i>Salaries and Wages Paid of Manufacturing Sector by Group</i>	94 - 109
1.6b Gaji dan Upah yang Dibayar Sektor Pembuatan Mengikut Kumpulan: Perubahan Peratusan Tahunan <i>Salaries and Wages Paid of Manufacturing Sector by Group: Annual Percentage Change</i>	110 - 117
1.6c Gaji dan Upah yang Dibayar Sektor Pembuatan Mengikut Kumpulan: Perubahan Peratusan Bulanan/Suku Tahunan <i>Salaries and Wages Paid of Manufacturing Sector by Group: Monthly/Quarterly Percentage Change</i>	118 - 125
2 Pengeluaran Produk Utama dalam Industri Pembuatan yang Terpilih <i>Production of Major Products in Selected Manufacturing Industries</i>	126 - 134
Nota Teknikal / Technical Notes	135 - 148

KALENDAR KELUARAN AWALAN 2025 / ADVANCE RELEASE CALENDAR 2025

Bulan rujukan / <i>Reference month</i>	Tarikh / <i>Date</i>
Januari 2025 / <i>January 2025</i>	12.03.2025
Februari 2025 / <i>February 2025</i>	11.04.2025
Mac 2025 / <i>March 2025</i>	08.05.2025
April 2025 / <i>April 2025</i>	11.06.2025
Mei 2025 / <i>May 2025</i>	11.07.2025
Jun 2025 / <i>June 2025</i>	07.08.2025
Julai 2025 / <i>July 2025</i>	11.09.2025
Ogos 2025 / <i>August 2025</i>	10.10.2025
September 2025 / <i>September 2025</i>	07.11.2025
Oktober 2025 / <i>October 2025</i>	12.12.2025
November 2025 / <i>November 2025</i>	09.01.2026
Disember 2025 / <i>December 2025</i>	09.02.2026

Nota / *Notes:*

Kenyataan akhbar dihantar kepada pihak media pada tarikh pengeluaran dengan masa embargo ditetapkan bagi penyiaran. Kenyataan akhbar tersebut disiarkan selepas masa embargo di portal Jabatan Perangkaan Malaysia (<http://www.dosm.gov.my>)

A press statement is issued to the media on the date of release with a specified embargo time for release. The press statement is posted after the embargo time on the portal of Department of Statistics Malaysia (<http://www.dosm.gov.my>)

Muka surat ini sengaja dibiarkan kosong
This page is deliberately left blank

RINGKASAN PENEMUAN

*Summary of
Findings*

Muka surat ini sengaja dibiarkan kosong
This page is deliberately left blank

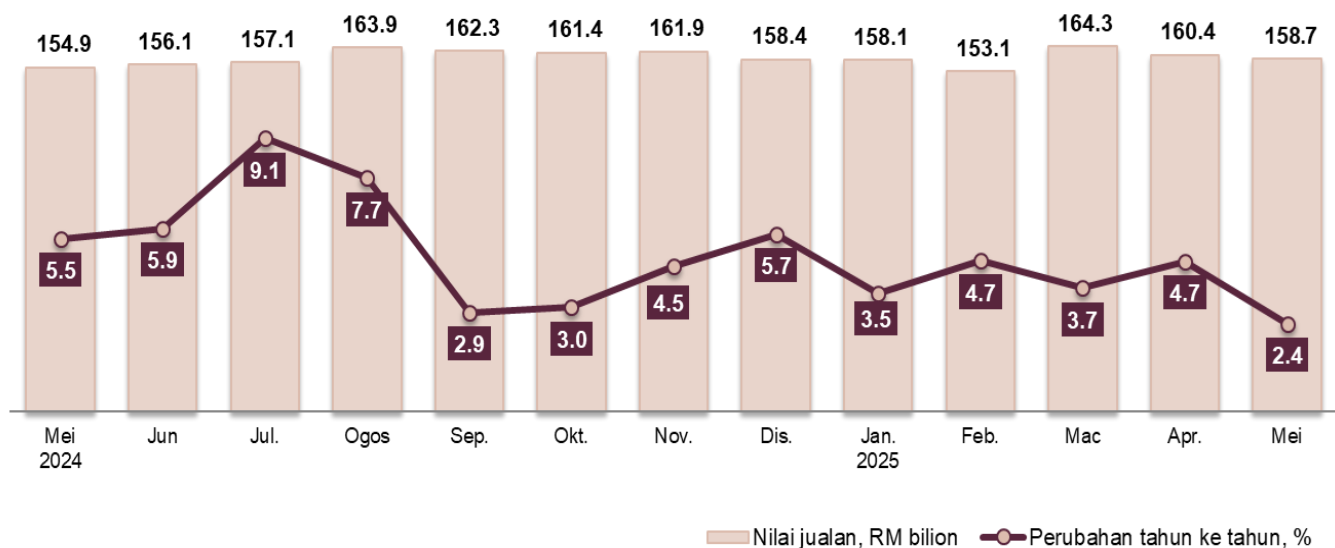
PRESTASI SEKTOR PEMBUATAN MEI 2025

1.0 NILAI JUALAN SEKTOR PEMBUATAN

Nilai jualan sektor Pembuatan meningkat 2.4 peratus (April 2025: 4.7%), berjumlah RM158.7 bilion pada Mei 2025 seperti yang ditunjukkan di **Carta 1**. Perbandingan dengan bulan sebelumnya, nilai jualan jatuh sebanyak 1.1 peratus kepada RM158.7 bilion berbanding RM160.4 bilion yang direkodkan pada bulan sebelumnya. Begitu juga, nilai jualan pelarasan bermusim meningkat 0.5 peratus berbanding bulan sebelumnya.

Peningkatan nilai jualan dalam sektor Pembuatan disumbangkan terutamanya oleh subsektor Makanan, minuman & tembakau, kekal pengembangan yang kukuh dengan peningkatan 13.0 peratus pada Mei 2025 (April 2025: 10.8%). Ini disokong lagi oleh subsektor Peralatan elektrik & elektronik dan Produk mineral bukan logam, logam asas & produk logam, yang masing-masing meningkat sebanyak 5.0 peratus (April 2025: 9.6%) dan 3.7 peratus (April 2025: 4.6%).

Carta 1: Nilai Jualan Sektor Pembuatan, Mei 2024 - Mei 2025



*** Nota:**

- Laporan ini boleh diperolehi daripada laman portal Jabatan Perangkaan Malaysia (<https://www.dosm.gov.my>) di bawah ruangan: **Siaran Terkini**.
- Data bagi bulan Mei 2025 merupakan data **awalan**. Data ini akan dikemaskini berdasarkan data terkini yang diperolehi dan akan diterbitkan dalam penerbitan bulan Jun 2025.

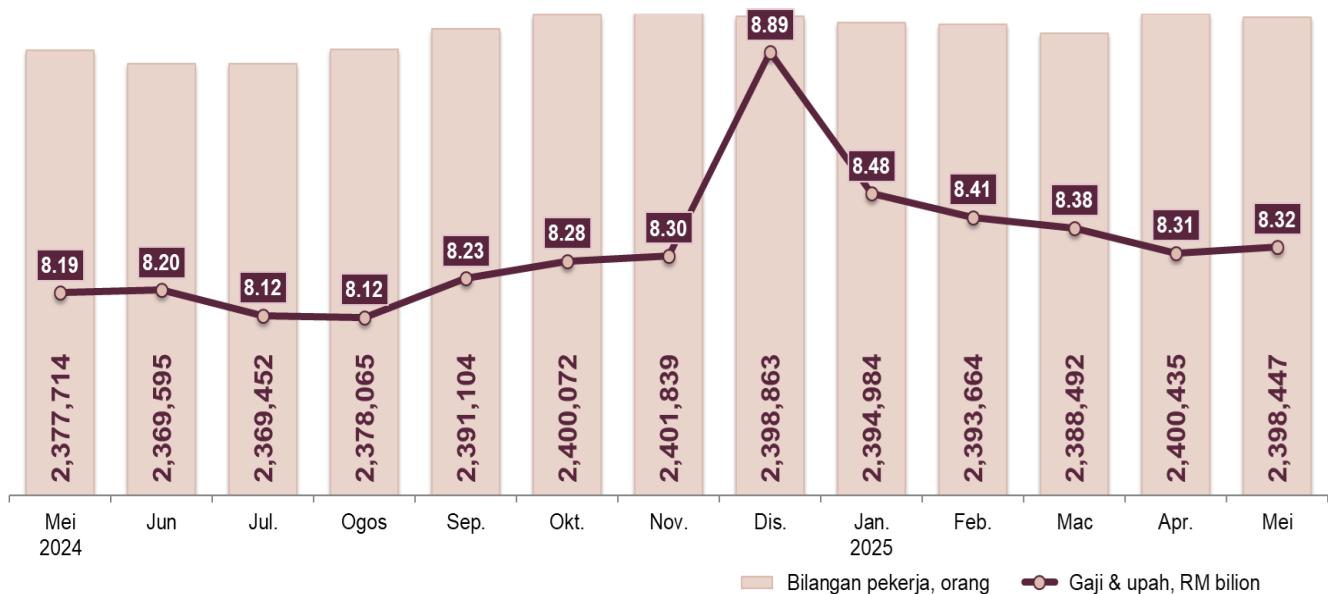
2.0 BILANGAN PEKERJA

Sejumlah 2.40 juta orang pekerja direkodkan dalam sektor ini pada Mei 2025, bertambah sebanyak 0.9 peratus (April 2025: 1.2%). Pertambahan ini dipacu terutamanya oleh subsektor Makanan, minuman & tembakau (1.8%); Produk mineral bukan logam, logam asas & produk logam yang direka (1.4%); dan Peralatan elektrik & elektronik (1.1%). Perbandingan bulan ke bulan, bilangan pekerja dalam sektor ini menurun sedikit sebanyak 0.1 peratus.

3.0 GAJI & UPAH

yang dibayar dalam sektor Pembuatan juga mencatatkan peningkatan 1.6 peratus (April 2025: 2.4%), berjumlah RM8.3 bilion pada Mei 2025 seperti yang ditunjukkan di **Carta 2**. Selain itu, gaji & upah yang dibayar bertambah baik sebanyak 0.2 peratus berbanding RM8.3 bilion yang direkodkan pada bulan sebelumnya.

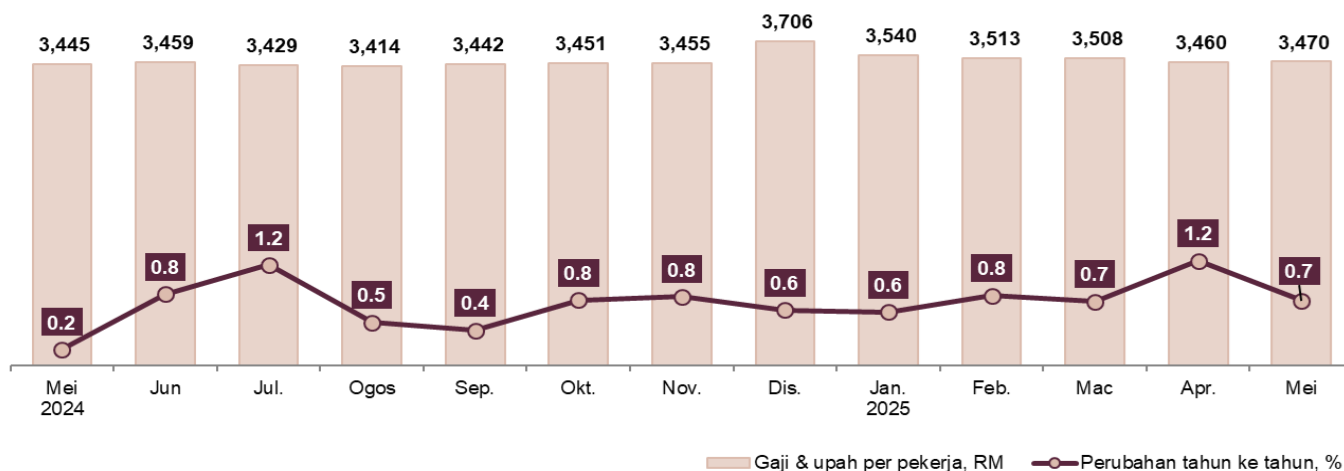
Carta 2: Bilangan Pekerja dan Gaji & Upah Sektor Pembuatan, Mei 2024 - Mei 2025



4.0 PURATA GAJI & UPAH PER PEKERJA

Purata gaji & upah bulanan bagi setiap pekerja adalah RM3,470 pada Mei 2025, meningkat sebanyak 0.7 peratus berbanding setahun yang lalu seperti yang dipaparkan di **Carta 3**. Sementara itu, purata gaji & upah bagi setiap pekerja turut meningkat sebanyak 0.3 peratus berbanding bulan sebelumnya (April 2025: RM3,460).

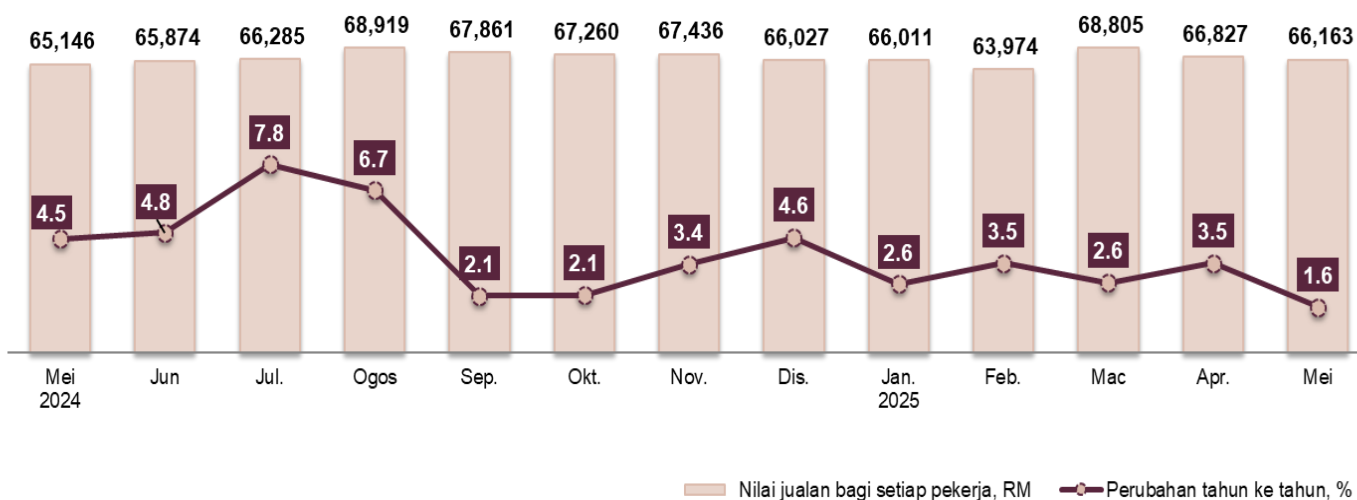
Carta 3: Gaji & Upah Per Pekerja Sektor Pembuatan, Mei 2024 - Mei 2025



5.0 NILAI JUALAN PER PEKERJA

Nilai jualan bagi setiap pekerja pada Mei 2025 meningkat sebanyak 1.6 peratus untuk merekodkan RM66,163 berbanding RM65,146 pada bulan yang sama tahun sebelumnya (**Carta 4**). Pada masa yang sama, purata nilai jualan bagi setiap pekerja jatuh 1.0 peratus berbanding April 2025.

Carta 4: Nilai Jualan Per Pekerja Sektor Pembuatan, Mei 2024 - Mei 2025



6.0 PRESTASI BAGI TEMPOH JANUARI - MEI 2025

Sepanjang lima bulan pertama tahun ini (Januari – Mei 2025), nilai jualan sektor Pembuatan berjumlah RM794.7 bilion, meningkat 3.8 peratus berbanding tempoh yang sama 2024 (Januari – Mei 2024: 3.3%). Bilangan peningkatan pekerja sebanyak 0.9 peratus kepada 2.40 juta orang, manakala gaji & upah meningkat 1.9 peratus kepada RM41.9 bilion.

Oleh itu, nilai jualan bagi setiap pekerja berjumlah RM331,327, meningkat 2.9 peratus. Butiran terperinci seperti ditunjukkan di **Jadual A**.

Jadual A: Nilai Jualan, Bilangan Pekerja, Gaji & Upah dan Nilai Jualan per Pekerja, Januari - Mei 2024 dan 2025

Perangkaan Pembuatan Bulanan	Januari - Mei		% Perubahan
	2024	2025	
Nilai Jualan (RM juta)	765,450	794,670	3.8
Bilangan Pekerja	2,377,714	2,398,447	0.9
Gaji & Upah (RM juta)	41,126	41,897	1.9
Nilai Jualan Per Pekerja (RM)	321,927	331,327	2.9

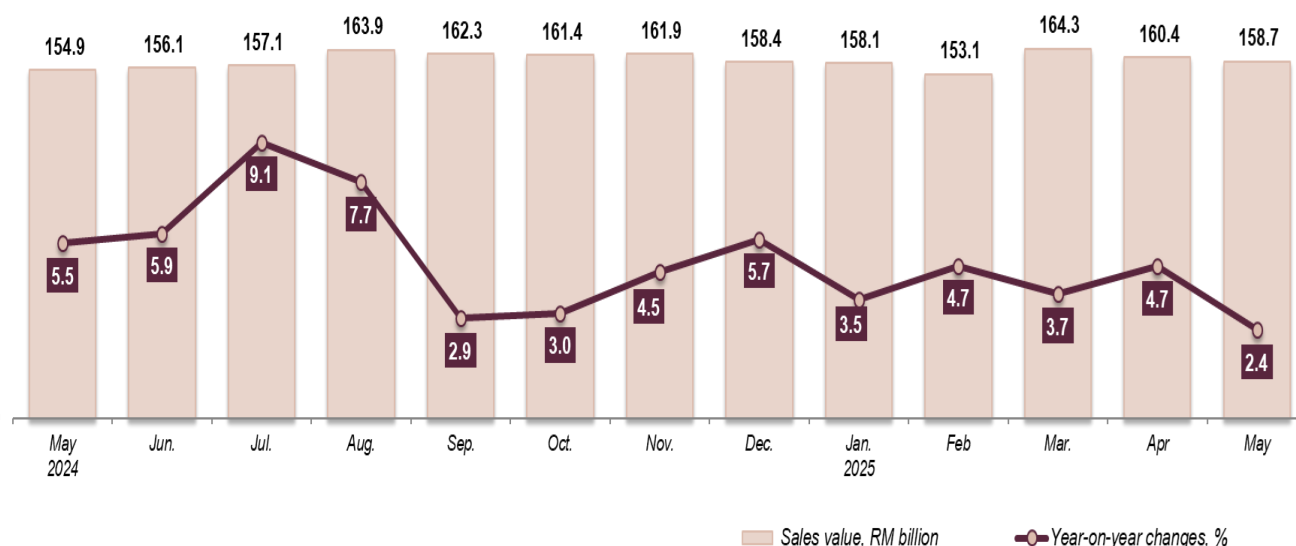
MANUFACTURING SECTOR PERFORMANCE IN MAY 2025

1.0 SALES VALUE OF THE MANUFACTURING SECTOR

The sales value of the Manufacturing sector rose 2.4 per cent (April 2025: 4.7%), totalled at RM158.7 billion in May 2025 as shown in **Chart 1**. Compared to the previous month, the sales value dropped by 1.1 per cent to RM158.7 billion as against RM160.4 billion recorded in the prior month. Similarly, the seasonal adjusted sales value increased by 0.5 per cent as compared to the preceding month.

The growth in sales value within the Manufacturing sector was mainly contributed by the Food, beverages & tobacco sub-sector, sustained the strong expansion with a 13.0 per cent increase in May 2025 (April 2025: 10.8%). This was further supported by the Electrical & electronics products and the Non-metallic mineral products, basic metal & fabricated metal products sub-sectors, which rose by 5.0 per cent (April 2025: 9.6%) and 3.7 per cent (April 2025: 4.6%), respectively.

Chart 1: Sales Value of the Manufacturing Sector, May 2024 - May 2025



*** Notes:**

- This report can be accessed through the web portal of the Department of Statistics, Malaysia (<https://www.dosm.gov.my>) under the section: **Latest Releases**.
- Data for May 2025 is **provisional**. The data will be updated based on the latest available figures and subsequently published in the June 2025 publication.

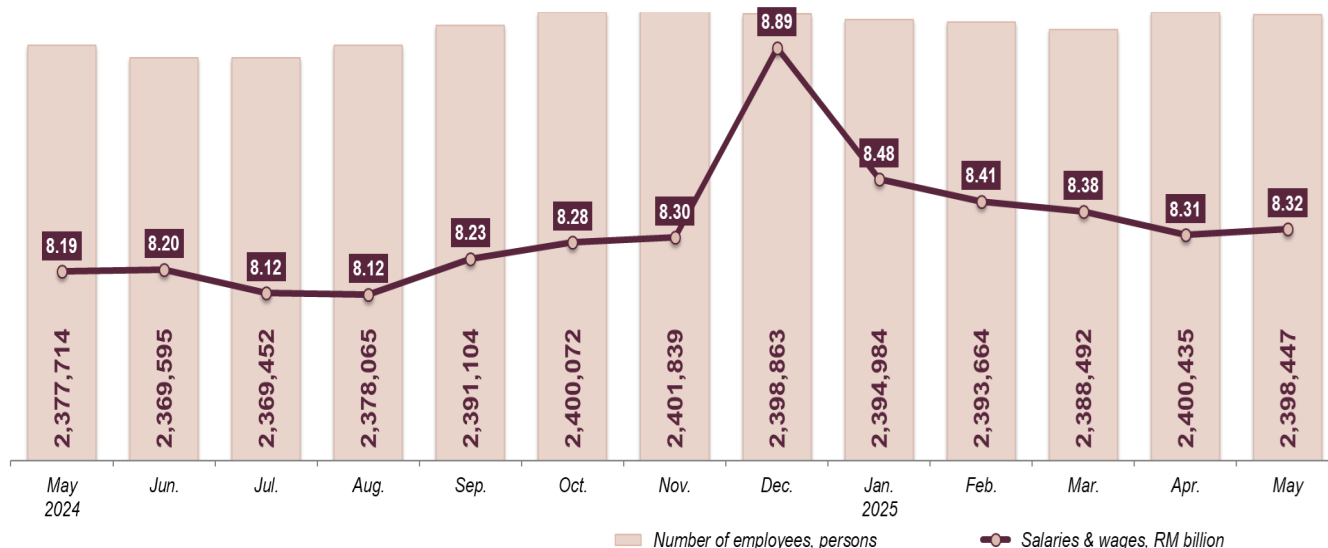
2.0 NUMBER OF EMPLOYEES

A total of 2.40 million employees were recorded in this sector during May 2025, augmented by 0.9 per cent (April 2025: 1.2%). The augmentation was mainly driven by the Food, beverages & tobacco (1.8%); Non-metallic mineral products, basic metal & fabricated metal products (1.4%); and Electrical & electronics products (1.1%). On a month-on-month basis, the number of employees in this sector marginally decreased by 0.1 per cent.

3.0 SALARIES & WAGES

The salaries & wages paid in the Manufacturing sector also posted an increase of 1.6 per cent (April 2025: 2.4%), amounted to RM8.3 billion in May 2025. Furthermore, the salaries & wages paid improved by 0.2 per cent compared to RM8.3 billion recorded in the preceding month.

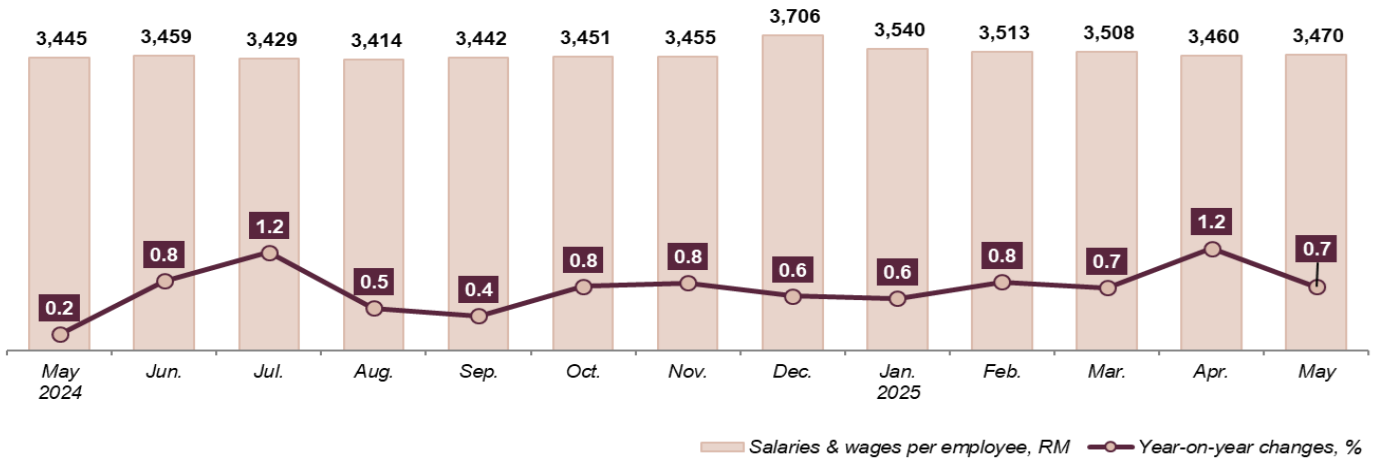
Chart 2: Number of Employees and Salaries & Wages in Manufacturing Sector, May 2024 - May 2025



4.0 AVERAGE SALARIES & WAGES PER EMPLOYEE

The average monthly salaries & wages per employee was RM3,470 in May 2025, rose 0.7 per cent as compared to a year ago as depicted in **Chart 3**. Meanwhile, the average salaries & wages paid per employee also rose by 0.3 per cent as compared to the preceding month (April 2025: RM3,460).

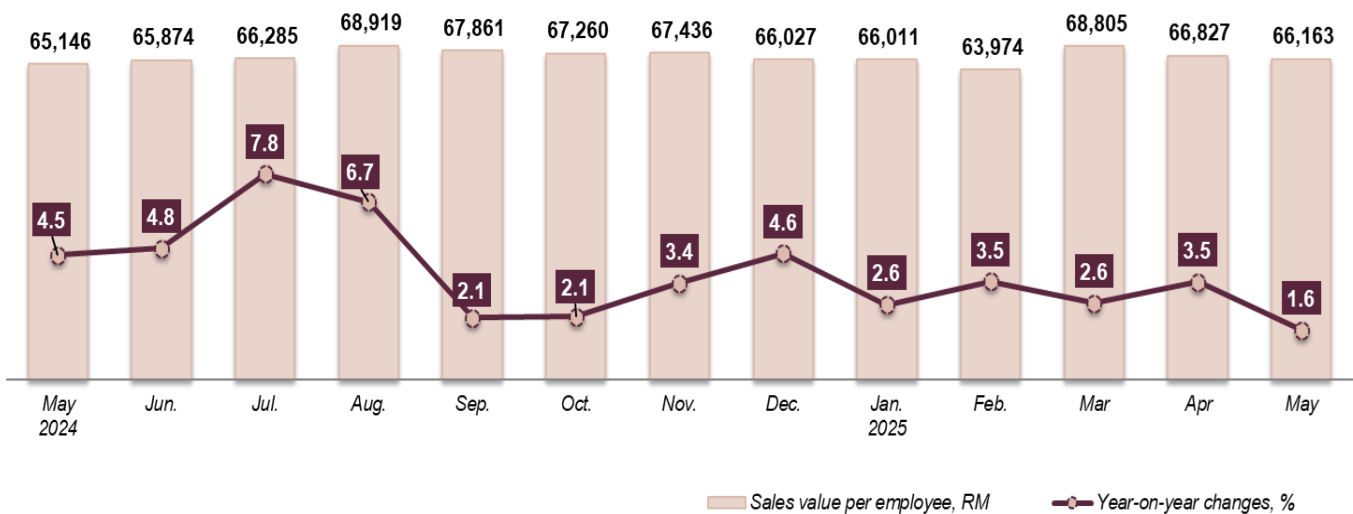
Chart 3: Salaries & Wages per Employee in Manufacturing Sector, May 2024 - May 2025



5.0 SALES VALUE PER EMPLOYEE

The sales value per employee in May 2025 increased by 1.6 per cent to record RM66,163 as compared to RM65,146 in the same month of the previous year (**Chart 4**). In the meantime, the average sales value per employee dropped by 1.0 per cent as compared to April 2025.

Chart 4: Sales Value per Employee in Manufacturing Sector, May 2024 - May 2025



6.0 PERFORMANCE IN PERIOD OF JANUARY - MAY 2025

Throughout the first five months this year (January – May 2025), the sales value of the Manufacturing sector was amounted to RM794.7 billion, increased by 3.8 per cent as compared to the same period of 2024 (January – May 2024: 3.3%). The number of employee upticked by 0.9 per cent to 2.40 million persons, while salaries & wages increased by 1.9 per cent to RM41.9 billion.

Subsequently, the sales value per employee stood at RM331,327, grew 2.9 per cent. The details as per shown in **Table A**.

Table A: Sales Value, Number of Employees, Salaries & Wages and Sales Value per Employee, January - May of 2024 and 2025

Monthly Manufacturing Statistics	January - May		% Change
	2024	2025	
Sales Value (RM million)	765,450	794,670	3.8
Number of Employees	2,377,714	2,398,447	0.9
Salaries & Wages (RM million)	41,126	41,897	1.9
Sales Value per Employee (RM)	321,927	331,327	2.9

JADUAL

Tables

Muka surat ini sengaja dibiarkan kosong
This page is deliberately left blank

Jadual **1** : Perangkaan Utama Sektor Pembuatan
 Table : Principal Statistics of Manufacturing Sector

Tempoh Period		Nilai Jualan Produk Yang Dibuat Sendiri (Di Kilang) Sales value of own (Ex-factory) (RM Juta/Million)				Bilangan Pekerja Bergaji Pada Akhir Tempoh Number of employees engaged at end of period				Gaji & Upah Yang Dibayar Salaries & wages paid (RM Juta/Million)			
		Data Asal (Original Data)	% YoY	Pelarasan Musim (Seasonally Adjusted)	% MoM	Data Asal (Original Data)	% YoY	Pelarasan Musim (Seasonally Adjusted)	% MoM	Data Asal (Original Data)	% YoY	Pelarasan Musim (Seasonally Adjusted)	% MoM
2023		1,804,035	0.2			2,374,557	1.7			97,789	3.5		
2024		1,886,549	4.6			2,398,863	1.0			99,268	1.5		
2024	Q1	457,326	1.8			2,363,344	0.5			24,823	1.2		
	Q2	464,219	5.7			2,369,595	1.0			24,500	1.4		
	Q3	483,215	6.5			2,391,104	0.8			24,474	1.7		
	Q4	481,788	4.4			2,398,863	1.0			25,470	1.7		
2025	Q1	475,568	4.0			2,388,492	1.1			25,268	1.8		
2024	(Jan. - Mei)	765,450	3.3			2,377,714	0.9			41,126	1.2		
2025	(Jan. - Mei)	794,670	3.8			2,398,447	0.9			41,897	1.9		
2024	Jan.	152,704	3.2	149,845	4.3	2,372,913	1.3	2,356,488	-0.8	8,350	2.0	8,155	-1.1
	Feb.	146,191	0.7	155,213	3.6	2,365,000	0.6	2,351,807	-0.2	8,243	1.0	8,137	-0.2
	Mac	158,431	1.4	156,773	1.0	2,363,344	0.5	2,352,452	0.0	8,230	0.7	8,152	0.2
	Apr.	153,227	5.7	158,530	1.1	2,372,596	1.0	2,368,972	0.7	8,112	1.2	8,218	0.8
	Mei	154,897	5.5	162,213	2.3	2,377,714	0.9	2,376,146	0.3	8,191	1.1	8,257	0.5
	Jun	156,094	5.9	158,443	-2.3	2,369,595	1.0	2,380,330	0.2	8,198	1.8	8,296	0.5
	Jul.	157,060	9.1	164,504	3.8	2,369,452	1.3	2,384,811	0.2	8,124	2.4	8,324	0.3
	Ogo.	163,893	7.7	162,025	-1.5	2,378,065	1.0	2,389,702	0.2	8,119	1.5	8,279	-0.5
	Sep.	162,262	2.9	154,616	-4.6	2,391,104	0.8	2,394,816	0.2	8,231	1.2	8,294	0.2
	Okt.	161,428	3.0	153,822	-0.5	2,400,072	0.9	2,404,231	0.4	8,282	1.7	8,370	0.9
	Nov.	161,971	4.5	155,073	0.8	2,401,839	1.0	2,403,112	0.0	8,298	1.8	8,410	0.5
	Dis.	158,389	5.7	153,499	-1.0	2,398,863	1.0	2,398,072	-0.2	8,890	1.7	8,376	-0.4
2025	Jan.	158,095	3.5	160,099	4.3	2,394,984	0.9	2,388,272	-0.4	8,479	1.5	8,311	-0.8
	Feb.	153,133	4.7	162,012	1.2	2,393,664	1.2	2,389,793	0.1	8,410	2.0	8,326	0.2
	Mac	164,340	3.7	161,885	-0.1	2,388,492	1.1	2,385,010	-0.2	8,379	1.8	8,310	-0.2
	Apr.	160,415	4.7	163,163	0.8	2,400,435	1.2	2,398,852	0.6	8,306	2.4	8,404	1.1
	Mei	158,687	2.4	164,037	0.5	2,398,447	0.9	2,395,716	-0.1	8,324	1.6	8,376	-0.3

Jadual **1.1a** : Nilai Jualan Sektor Pembuatan Mengikut Subsektor
 Table : Sales Value of Manufacturing Sector by Sub-sector

Subsektor Sub-sector	2023	2024	2024			2025		2024	2025		
			Q1	Q2	Q3	Q4	Q1	(Jan. - Mei)	(Jan. - Mei)		
1. Makanan, minuman dan tembakau <i>Food, beverages and tobacco</i>	309,508	338,336	75,567	80,980	87,830	93,959	84,786	129,444	145,092		
10 Pembuatan produk makanan <i>Manufacture of food products</i>	292,444	319,765	70,861	76,479	83,353	89,071	79,739	121,620	136,800		
11 Pembuatan minuman <i>Manufacture of beverages</i>	13,055	14,226	3,399	3,387	3,592	3,849	3,734	5,709	6,182		
12 Pembuatan produk tembakau <i>Manufacture of tobacco products</i>	4,010	4,345	1,307	1,114	885	1,039	1,313	2,116	2,109		
2. Tekstil, pakaian, kulit dan kasut <i>Textiles, wearing apparel, leather and footwear</i>	24,153	25,461	6,544	6,264	6,234	6,419	6,516	10,781	10,741		
13 Pembuatan tekstil <i>Manufacture of textiles</i>	11,404	12,252	3,117	3,164	2,981	2,989	2,978	5,232	5,044		
14 Pembuatan pakaian <i>Manufacture of wearing apparel</i>	9,873	10,176	2,656	2,439	2,530	2,551	2,715	4,328	4,382		
15 Pembuatan produk kulit dan barangan bfrkaitan <i>Manufacture of leather and related products</i>	2,876	3,034	771	660	722	880	823	1,221	1,315		
3. Produk kayu, perabot, keluaran kertas dan percetakan <i>Wood products, furniture, paper products and printing</i>	86,146	89,211	24,394	20,496	20,760	23,561	24,704	38,728	39,215		
16 Pembuatan kayu dan produk kayu dan gabus, kecuali perabot; pembuatan bagi artikel jerami dan bahan-bahan anyaman <i>Manufacture of wood and products of wood and cork, except furniture; manufacture of articles of straw and plaiting materials</i>	24,608	24,985	7,408	5,141	5,590	6,845	7,351	11,144	11,084		
17 Pembuatan kertas dan produk kertas <i>Manufacture of paper and paper products</i>	29,883	30,153	7,711	7,488	7,466	7,487	7,601	12,779	12,577		
18 Percetakan dan penerbitan semula media rakaman <i>Printing and reproduction of recorded media</i>	14,526	15,504	3,948	3,708	3,777	4,071	4,213	6,427	6,873		
31 Pembuatan perabot <i>Manufacture of furniture</i>	17,130	18,569	5,326	4,159	3,926	5,157	5,539	8,378	8,681		
4. Petroleum, kimia, getah dan plastik <i>Petroleum, chemical, rubber and plastic</i>	469,010	464,334	111,249	117,714	121,055	114,315	110,739	188,564	185,266		
19 Pembuatan kok dan produk petroleum bfrtapis <i>Manufacture of coke and refined petroleum products</i>	224,749	208,646	48,509	52,490	56,180	51,468	45,602	81,628	75,658		
20 Pembuatan kimia dan produk kimia <i>Manufacture of chemicals and chemical products</i>	112,375	115,258	29,595	28,309	29,460	27,894	30,301	48,639	49,268		
21 Pembuatan produk farmaseutikal asas, kimia perubatan dan botani <i>Manufacture of basic pharmaceutical products and pharmaceutical preparations</i>	10,708	11,312	2,848	2,807	2,885	2,772	3,016	4,659	4,984		
22 Pembuatan produk getah dan plastik <i>Manufacture of rubber and plastics products</i>	121,177	129,117	30,297	34,109	32,529	32,182	31,821	53,638	55,356		
5. Produk mineral bukan logam, logam asas dan produk logam yang direka <i>Non-metallic mineral products, basic metal and fabricated metal products</i>	179,468	193,060	51,069	47,067	45,542	49,382	52,852	83,224	86,352		
23 Pembuatan produk galian bukan logam lain <i>Manufacture of other non-metallic mineral products</i>	52,777	56,071	15,168	13,631	13,493	13,779	15,491	24,406	25,097		
24 Pembuatan logam asas <i>Manufacture of basic metals</i>	56,455	59,789	15,889	13,733	13,850	16,317	16,574	25,580	26,763		
25 Pembuatan produk logam, kecuali mesin dan kelengkapan <i>Manufacture of fabricated metal products, except machinery and equipment</i>	70,235	77,199	20,012	19,703	18,199	19,285	20,788	33,238	34,492		
6. Produk elektrik dan elektronik <i>Electrical and electronic products</i>	598,972	635,465	152,307	157,995	167,434	157,728	163,677	254,788	273,530		
26 Pembuatan komputer, produk elektronik dan optikal <i>Manufacture of computer, electronics and optical products</i>	496,238	530,648	127,730	132,055	140,640	130,224	137,747	212,843	229,168		
27 Pembuatan kelengkapan elektrik <i>Manufacture of electrical equipment</i>	57,863	58,261	13,559	14,035	15,929	14,738	14,022	22,911	23,744		
28 Pembuatan jentera dan peralatan t.t.t.l. <i>Manufacture of machinery and equipment n.e.c.</i>	44,872	46,555	11,018	11,905	10,866	12,766	11,908	19,034	20,617		
7. Kelengkapan pengangkutan dan pembuatan lain <i>Transport equipment and other manufactures</i>	136,778	140,683	36,196	33,703	34,360	36,425	32,293	59,921	54,475		
29 Pembuatan kenderaan bfrmotor, treler dan semi treler <i>Manufacture of motor vehicles, trailers and semi-trailers</i>	101,255	103,992	27,089	24,408	25,671	26,824	22,852	44,439	38,473		
30 Pembuatan kelengkapan pengangkutan lain <i>Manufacture of other transport equipment</i>	16,045	16,365	4,152	4,054	3,700	4,459	4,196	6,940	6,978		
32 Pembuatan lain <i>Other manufacturing</i>	13,315	13,872	3,248	3,755	3,498	3,371	3,434	5,794	6,077		
33 Pembaikan dan pemasangan jentera dan kelengkapan <i>Repair and installation of machinery and equipment</i>	6,163	6,454	1,706	1,485	1,492	1,770	1,812	2,748	2,946		
Pembuatan Manufacturing	Jumlah	Total	1,804,035	1,886,549	457,326	464,219	483,215	481,788	475,568	765,450	794,670

2024												2025				
Jan.	Feb.	Mac	Apr.	Mei	Jun	Jul.	Ogo.	Sep.	Okt.	Nov.	Dis.	Jan.	Feb.	Mac	Apr.	Mei
27,744	23,712	24,111	26,408	27,470	27,102	28,269	30,064	29,497	31,595	31,219	31,145	30,687	27,152	26,948	29,263	31,043
26,219	22,214	22,427	24,813	25,946	25,720	26,797	28,526	28,030	29,916	29,612	29,543	29,053	25,539	25,147	27,605	29,456
1,115	1,091	1,193	1,196	1,113	1,077	1,164	1,234	1,193	1,319	1,263	1,266	1,216	1,199	1,319	1,263	1,185
410	407	490	399	411	305	308	304	274	360	343	336	417	414	482	394	402
2,234	2,102	2,209	2,094	2,142	2,027	2,132	2,098	2,004	2,098	2,168	2,154	2,232	2,112	2,172	2,112	2,112
1,071	1,018	1,029	1,026	1,088	1,050	1,030	1,032	920	964	1,004	1,020	1,041	983	954	1,006	1,059
899	835	922	840	832	767	886	822	823	851	859	841	908	861	946	858	810
264	250	258	227	223	210	217	244	261	282	305	292	283	268	272	249	243
8,176	7,796	8,421	7,512	6,822	6,162	6,456	6,985	7,319	7,618	8,002	7,941	8,215	7,979	8,510	7,630	6,881
2,482	2,290	2,636	2,097	1,638	1,406	1,478	1,976	2,137	2,318	2,272	2,255	2,458	2,306	2,587	2,110	1,623
2,579	2,537	2,595	2,612	2,456	2,420	2,513	2,508	2,445	2,428	2,551	2,509	2,530	2,510	2,561	2,590	2,386
1,321	1,316	1,310	1,279	1,199	1,229	1,296	1,234	1,247	1,228	1,440	1,403	1,410	1,412	1,391	1,365	1,295
1,794	1,652	1,880	1,523	1,528	1,107	1,168	1,267	1,490	1,644	1,740	1,774	1,818	1,750	1,971	1,565	1,578
38,231	34,736	38,283	39,467	37,848	40,399	41,362	40,616	39,077	39,534	38,797	35,984	38,534	34,590	37,616	38,584	35,943
17,176	15,204	16,129	17,118	16,001	19,370	19,483	18,780	17,917	18,536	17,782	15,150	16,807	14,180	14,614	15,643	14,413
10,322	9,379	9,894	9,594	9,450	9,265	9,711	10,241	9,509	8,991	9,335	9,569	10,428	9,726	10,147	9,756	9,210
904	942	1,001	965	846	996	962	954	970	949	912	911	935	1,010	1,070	1,038	930
9,828	9,211	11,259	11,790	11,551	10,769	11,206	10,642	10,681	11,059	10,769	10,353	10,364	9,673	11,784	12,146	11,389
17,081	16,443	17,545	16,967	15,189	14,912	14,482	15,169	15,891	15,842	16,432	17,108	17,441	17,163	18,248	17,749	15,751
5,140	4,869	5,158	4,804	4,434	4,393	4,582	4,523	4,388	4,273	4,663	4,843	5,194	4,969	5,328	5,018	4,588
5,140	5,203	5,546	5,225	4,465	4,042	3,899	4,513	5,438	5,426	5,513	5,379	5,237	5,474	5,862	5,534	4,656
6,801	6,371	6,840	6,938	6,289	6,476	6,000	6,133	6,066	6,143	6,256	6,886	7,010	6,720	7,058	7,197	6,507
46,315	49,820	56,172	49,253	53,228	55,514	52,637	57,137	57,661	52,772	52,938	52,019	49,687	53,688	60,302	53,971	55,881
37,731	41,913	48,086	40,611	44,502	46,942	44,057	48,073	48,509	43,722	43,716	42,785	40,637	45,199	51,911	44,744	46,677
4,772	4,323	4,464	4,586	4,766	4,683	5,070	5,397	5,462	5,165	4,823	4,751	4,893	4,524	4,605	4,785	4,937
3,813	3,584	3,621	4,056	3,960	3,889	3,509	3,667	3,689	3,885	4,398	4,483	4,157	3,965	3,786	4,443	4,267
12,922	11,582	11,692	11,526	12,199	9,978	11,723	11,823	10,814	11,970	12,416	12,039	11,299	10,450	10,545	11,106	11,075
9,877	8,718	8,494	8,193	9,157	7,058	8,944	9,015	7,712	8,825	9,126	8,874	8,140	7,476	7,236	7,682	7,940
1,374	1,288	1,491	1,486	1,302	1,267	1,209	1,202	1,289	1,465	1,537	1,457	1,391	1,309	1,496	1,466	1,317
1,123	1,049	1,075	1,237	1,309	1,209	1,144	1,134	1,220	1,096	1,143	1,132	1,195	1,107	1,132	1,295	1,347
548	527	632	610	432	444	426	473	593	584	610	576	574	557	681	663	471
152,704	146,191	158,431	153,227	154,897	156,094	157,060	163,893	162,262	161,428	161,971	158,389	158,095	153,133	164,340	160,415	158,687

Jadual **1.1b** : Nilai Jualan Sektor Pembuatan Mengikut Subsektor: Perubahan Peratusan Tahunan
 Table **1.1b** : Sales Value of Manufacturing Sector by Sub-sector: Annual Percentage Change

Subsektor Sub-sector	2023	2024	2024				2025		2024
			Q1	Q2	Q3	Q4	Q1	(Jan. - Mei)	
1. Makanan, minuman dan tembakau <i>Food, beverages and tobacco</i>	-3.3	9.3	3.4	8.2	12.3	12.7	12.2	5.3	
10 Pembuatan produk makanan <i>Manufacture of food products</i>	-3.8	9.3	3.2	8.1	12.5	12.8	12.5	5.1	
11 Pembuatan minuman <i>Manufacture of beverages</i>	2.7	9.0	6.1	8.2	9.4	12.0	9.8	6.3	
12 Pembuatan produk tembakau <i>Manufacture of tobacco products</i>	17.6	8.4	9.3	11.8	9.6	2.8	0.5	9.6	
2. Tekstil, pakaian, kulit dan kasut <i>Textiles, wearing apparel, leather and footwear</i>	2.2	5.4	6.4	6.4	6.7	2.4	-0.4	6.6	
13 Pembuatan tekstil <i>Manufacture of textiles</i>	-2.1	7.4	7.6	10.4	7.6	4.1	-4.5	8.8	
14 Pembuatan pakaian <i>Manufacture of wearing apparel</i>	5.6	3.1	4.9	2.8	5.8	-1.0	2.2	4.6	
15 Pembuatan produk kulit dan barangan berkaitan <i>Manufacture of leather and related products</i>	9.0	5.5	6.7	1.8	6.0	6.9	6.7	4.6	
3. Produk kayu, perabot, keluaran kertas dan percetakan <i>Wood products, furniture, paper products and printing</i>	1.4	3.6	3.3	4.7	4.5	2.0	1.3	3.8	
16 Pembuatan kayu dan produk kayu dan gabus, kecuali perabot; pembuatan bagi artikel jerami dan bahan-bahan anyaman <i>Manufacture of wood and products of wood and cork, except furniture; manufacture of articles of straw and plaiting materials</i>	-5.0	1.5	-1.3	3.3	4.4	1.0	-0.8	0.0	
17 Pembuatan kertas dan produk kertas <i>Manufacture of paper and paper products</i>	5.7	0.9	2.0	1.5	1.1	-1.0	-1.4	1.6	
18 Percetakan dan penerbitan semula media rakaman <i>Printing and reproduction of recorded media</i>	6.0	6.7	3.6	7.4	9.3	7.0	6.7	4.8	
31 Pembuatan perabot <i>Manufacture of furniture</i>	0.2	8.4	12.6	10.5	7.0	3.9	4.0	12.4	
4. Petroleum, kimia, getah dan plastik <i>Petroleum, chemical, rubber and plastic</i>	-6.0	-1.0	-4.8	-0.4	1.3	-0.1	-0.5	-3.7	
19 Pembuatan kok dan produk petroleum bertapis <i>Manufacture of coke and refined petroleum products</i>	-10.1	-7.2	-12.9	-7.2	-3.9	-4.8	-6.0	-12.4	
20 Pembuatan kimia dan produk kimia <i>Manufacture of chemicals and chemical products</i>	0.7	2.6	-0.1	5.7	4.6	0.4	2.4	2.5	
21 Pembuatan produk farmasetikal asas, kimia perubatan dan botani <i>Manufacture of basic pharmaceutical products and pharmaceutical preparations</i>	5.2	5.6	5.4	6.8	6.3	4.1	5.9	5.4	
22 Pembuatan produk getah dan plastik <i>Manufacture of rubber and plastics products</i>	-5.0	6.6	4.9	5.9	7.7	7.7	5.0	5.5	
5. Produk mineral bukan logam, logam asas dan produk logam yang direka <i>Non-metallic mineral products, basic metal and fabricated metal products</i>	6.8	7.6	8.3	11.0	8.0	3.4	3.5	9.3	
23 Pembuatan produk galian bukan logam lain <i>Manufacture of other non-metallic mineral products</i>	7.1	6.2	7.5	8.0	7.2	2.4	2.1	7.9	
24 Pembuatan logam asas <i>Manufacture of basic metals</i>	4.1	5.9	4.0	10.6	7.8	2.6	4.3	6.1	
25 Pembuatan produk logam, kecuali mesin dan kelengkapan <i>Manufacture of fabricated metal products, except machinery and equipment</i>	8.8	9.9	12.7	13.5	8.8	4.9	3.9	13.0	
6. Produk elektrik dan elektronik <i>Electrical and electronic products</i>	3.0	6.1	2.2	7.3	8.1	6.8	7.5	4.2	
26 Pembuatan komputer, produk elektronik dan optikal <i>Manufacture of computer, electronics and optical products</i>	3.4	6.9	2.4	8.7	9.3	7.4	7.8	4.8	
27 Pembuatan kelengkapan elektrik <i>Manufacture of electrical equipment</i>	3.2	0.7	-0.2	-0.9	1.8	1.8	3.4	0.3	
28 Pembuatan jentera dan peralatan t.t.t.l. <i>Manufacture of machinery and equipment n.e.c.</i>	-1.9	3.8	1.9	3.2	3.0	6.6	8.1	2.6	
7. Kelengkapan pengangkutan dan pembuatan lain <i>Transport equipment and other manufactures</i>	10.9	2.9	8.2	8.4	3.1	-6.4	-10.8	10.3	
29 Pembuatan kenderaan bermotor, treler dan semi treler <i>Manufacture of motor vehicles, trailers and semi-trailers</i>	13.5	2.7	9.9	9.9	3.1	-9.1	-15.6	12.8	
30 Pembuatan kelengkapan pengangkutan lain <i>Manufacture of other transport equipment</i>	2.3	2.0	1.9	2.7	1.8	1.6	1.0	2.3	
32 Pembuatan lain <i>Other manufacturing</i>	5.1	4.2	5.0	5.6	4.2	1.9	5.7	4.9	
33 Pembaikan dan pemasangan jentera dan kelengkapan <i>Repair and installation of machinery and equipment</i>	7.3	4.7	4.7	7.1	4.1	3.3	6.2	5.3	
Pembuatan <i>Manufacturing</i>	Jumlah <i>Total</i>	0.2	4.6	1.8	5.7	6.5	4.4	4.0	3.3

(%)

2025 (Jan. - Mei)	2024					2025											
	Jan.	Feb.	Mac	Apr.	Mei	Jun	Jul.	Ogo.	Sep.	Okt.	Nov.	Dis.	Jan.	Feb.	Mac	Apr.	Mei
12.1	11.4	-2.3	0.9	8.2	7.7	8.6	16.0	16.1	5.6	11.2	12.3	14.6	10.6	14.5	11.8	10.8	13.0
12.5	11.7	-2.9	0.5	8.3	7.8	8.4	16.2	16.5	5.5	11.4	12.4	14.7	10.8	15.0	12.1	11.3	13.5
8.3	6.5	4.6	7.2	7.0	6.2	11.8	9.4	9.9	8.9	7.2	13.1	16.3	9.1	9.9	10.5	5.6	6.5
-0.3	3.9	16.7	8.3	11.2	9.2	16.3	19.2	6.0	4.2	2.8	1.5	4.3	1.9	1.7	-1.7	-1.2	-2.1
-0.4	8.0	4.2	6.9	6.5	7.3	5.3	9.7	7.6	2.9	3.0	0.9	3.3	-0.1	0.5	-1.6	0.9	-1.4
-3.6	8.9	8.5	5.5	8.6	12.3	10.3	11.3	9.7	1.7	2.9	3.7	5.7	-2.8	-3.4	-7.3	-2.0	-2.6
1.3	7.1	-1.4	9.0	5.3	3.2	-0.3	9.3	5.3	2.9	2.4	-3.9	-1.2	1.0	3.2	2.6	2.1	-2.7
7.6	7.9	6.9	5.3	1.8	0.6	3.2	3.8	6.6	7.5	5.4	6.0	9.3	7.2	7.3	5.5	9.4	9.1
1.3	5.5	1.0	3.4	5.6	3.5	5.0	8.4	3.7	2.1	0.8	2.2	2.8	0.5	2.3	1.0	1.6	0.9
-0.5	0.1	-5.1	1.1	3.5	1.7	5.0	9.3	2.7	2.9	0.3	0.5	2.3	-1.0	0.7	-1.9	0.6	-0.9
-1.6	6.7	1.3	-1.7	1.1	0.8	2.7	6.8	0.5	-3.5	-4.1	0.7	0.4	-1.9	-1.1	-1.3	-0.9	-2.8
6.9	4.7	2.5	3.5	7.6	5.9	8.7	13.4	7.5	7.0	6.7	7.3	7.0	6.7	7.3	6.1	6.7	7.9
3.6	13.0	9.2	15.3	16.1	8.3	6.3	5.4	8.7	6.8	5.3	2.6	3.9	1.4	5.9	4.8	2.7	3.2
-1.7	-7.9	-3.4	-2.9	2.1	-6.1	3.1	6.2	-0.7	-1.7	-1.3	0.1	1.2	0.8	-0.4	-1.7	-2.2	-5.0
-7.3	-21.0	-8.8	-6.7	-5.2	-17.6	1.6	4.8	-7.5	-8.5	-7.0	-4.4	-2.4	-2.1	-6.7	-9.4	-8.6	-9.9
1.3	5.3	-2.6	-3.0	9.9	3.8	3.4	7.1	4.1	2.7	-1.0	0.4	1.7	1.0	3.7	2.6	1.7	-2.5
7.0	3.3	6.5	6.3	7.4	3.0	9.4	8.7	5.4	4.9	1.7	4.6	6.1	3.4	7.2	6.9	7.5	10.0
3.2	8.0	4.9	2.3	7.4	5.2	4.9	8.0	8.2	7.1	9.2	7.7	6.2	5.5	5.0	4.7	3.0	-1.4
3.8	9.6	5.7	9.6	12.8	8.9	11.1	11.1	8.3	5.1	4.4	2.7	3.2	2.1	4.4	4.0	4.6	3.7
2.8	12.1	4.2	6.5	9.7	7.3	6.8	10.8	6.8	4.1	3.9	1.1	2.3	1.0	2.1	3.3	4.5	3.5
4.6	4.0	3.1	4.8	10.3	9.4	12.3	15.2	8.0	3.0	2.9	2.6	2.2	1.9	5.2	5.7	5.9	4.3
3.8	12.3	9.1	16.6	17.0	9.7	13.5	8.7	9.7	7.9	6.1	4.1	4.8	3.1	5.5	3.2	3.7	3.5
7.4	2.9	1.3	2.4	2.7	12.2	7.1	8.2	10.3	5.8	3.2	8.6	8.7	7.3	7.8	7.4	9.6	5.0
7.7	2.7	1.5	3.0	2.9	14.3	8.8	9.1	12.0	6.9	3.1	9.8	9.4	7.7	7.8	8.0	10.2	4.9
3.6	4.1	-1.8	-2.9	-0.2	2.4	-4.6	3.3	1.5	0.9	3.2	0.1	1.9	2.6	4.6	3.1	4.3	3.6
8.3	3.3	1.6	0.7	4.6	2.4	2.7	5.6	2.8	0.7	3.3	7.2	9.2	9.0	10.6	4.5	9.5	7.7
-9.1	15.8	10.4	-0.9	16.9	10.7	-2.4	6.1	8.5	-5.0	-2.4	-9.5	-6.8	-12.6	-9.8	-9.8	-3.6	-9.2
-13.4	19.8	13.2	-2.4	23.1	12.9	-5.2	6.2	10.4	-7.3	-3.6	-13.0	-10.0	-17.6	-14.2	-14.8	-6.2	-13.3
0.6	3.8	1.9	0.1	1.7	4.7	2.0	3.1	1.6	0.8	0.5	1.2	3.1	1.2	1.6	0.4	-1.4	1.2
4.9	5.9	3.6	5.3	6.3	3.6	7.2	9.2	2.9	1.0	0.3	2.1	3.2	6.4	5.5	5.2	4.7	2.9
7.2	3.4	3.0	7.4	5.6	7.3	9.2	4.8	5.3	2.6	4.9	1.8	3.4	4.8	5.8	7.8	8.7	9.2
3.8	3.2	0.7	1.4	5.7	5.5	5.9	9.1	7.7	2.9	3.0	4.5	5.7	3.5	4.7	3.7	4.7	2.4

Jadual **1.1c** : Nilai Jualan Sektor Pembuatan Mengikut Subsektor: Perubahan Peratusan Bulanan/Suku Tahunan
 Table **1.1c** : Sales Value of Manufacturing Sector by Sub-sector: Monthly/Quarterly Percentage Change

Subsektor Sub-sector	2024				2025	
	Q1	Q2	Q3	Q4	Q1	
1. Makanan, minuman dan tembakau <i>Food, beverages and tobacco</i>	-9.4	7.2	8.5	7.0	-9.8	
10 Pembuatan produk makanan <i>Manufacture of food products</i>	-10.2	7.9	9.0	6.9	-10.5	
11 Pembuatan minuman <i>Manufacture of beverages</i>	-1.1	-0.4	6.0	7.2	-3.0	
12 Pembuatan produk tembakau <i>Manufacture of tobacco products</i>	29.4	-14.7	-20.6	17.4	26.4	
2. Tekstil, pakaian, kulit dan kasut <i>Textiles, wearing apparel, leather and footwear</i>	4.4	-4.3	-0.5	3.0	1.5	
13 Pembuatan tekstil <i>Manufacture of textiles</i>	8.6	1.5	-5.8	0.2	-0.4	
14 Pembuatan pakaian <i>Manufacture of wearing apparel</i>	3.1	-8.1	3.7	0.8	6.4	
15 Pembuatan produk kulit dan barangan berkaitan <i>Manufacture of leather and related products</i>	-6.3	-14.4	9.4	21.8	-6.5	
3. Produk kayu, perabot, keluaran kertas dan percetakan <i>Wood products, furniture, paper products and printing</i>	5.6	-16.0	1.3	13.5	4.9	
16 Pembuatan kayu dan produk kayu dan gabus, kecuali perabot; pembuatan bagi artikel jerami dan bahan-bahan anyaman <i>Manufacture of wood and products of wood and cork, except furniture; manufacture of articles of straw and plaiting materials</i>	9.3	-30.6	8.7	22.4	7.4	
17 Pembuatan kertas dan produk kertas <i>Manufacture of paper and paper products</i>	1.9	-2.9	-0.3	0.3	1.5	
18 Percetakan dan penerbitan semula media rakaman <i>Printing and reproduction of recorded media</i>	3.8	-6.1	1.9	7.8	3.5	
31 Pembuatan perabot <i>Manufacture of furniture</i>	7.3	-21.9	-5.6	31.4	7.4	
4. Petroleum, kimia, getah dan plastik <i>Petroleum, chemical, rubber and plastic</i>	-2.7	5.8	2.8	-5.6	-3.1	
19 Pembuatan kok dan produk petroleum bertapis <i>Manufacture of coke and refined petroleum products</i>	-10.3	8.2	7.0	-8.4	-11.4	
20 Pembuatan kimia dan produk kimia <i>Manufacture of chemicals and chemical products</i>	6.5	-4.3	4.1	-5.3	8.6	
21 Pembuatan produk farmaseutikal asas, kimia perubatan dan botani <i>Manufacture of basic pharmaceutical products and pharmaceutical preparations</i>	6.9	-1.5	2.8	-3.9	8.8	
22 Pembuatan produk getah dan plastik <i>Manufacture of rubber and plastics products</i>	1.4	12.6	-4.6	-1.1	-1.1	
5. Produk mineral bukan logam, logam asas dan produk logam yang direka <i>Non-metallic mineral products, basic metal and fabricated metal products</i>	7.0	-7.8	-3.2	8.4	7.0	
23 Pembuatan produk galian bukan logam lain <i>Manufacture of other non-metallic mineral products</i>	12.7	-10.1	-1.0	2.1	12.4	
24 Pembuatan logam asas <i>Manufacture of basic metals</i>	-0.1	-13.6	0.9	17.8	1.6	
25 Pembuatan produk logam, kecuali mesin dan kelengkapan <i>Manufacture of fabricated metal products, except machinery and equipment</i>	8.9	-1.5	-7.6	6.0	7.8	
6. Produk elektrik dan elektronik <i>Electrical and electronic products</i>	3.1	3.7	6.0	-5.8	3.8	
26 Pembuatan komputer, produk elektronik dan optikal <i>Manufacture of computer, electronics and optical products</i>	5.3	3.4	6.5	-7.4	5.8	
27 Pembuatan kelengkapan elektrik <i>Manufacture of electrical equipment</i>	-6.4	3.5	13.5	-7.5	-4.9	
28 Pembuatan jentera dan peralatan t.t.t.l. <i>Manufacture of machinery and equipment n.e.c.</i>	-8.0	8.1	-8.7	17.5	-6.7	
7. Kelengkapan pengangkutan dan pembuatan lain <i>Transport equipment and other manufactures</i>	-7.0	-6.9	2.0	6.0	-11.3	
29 Pembuatan kenderaan bermotor, treler dan semi treler <i>Manufacture of motor vehicles, trailers and semi-trailers</i>	-8.2	-9.9	5.2	4.5	-14.8	
30 Pembuatan kelengkapan pengangkutan lain <i>Manufacture of other transport equipment</i>	-5.4	-2.4	-8.7	20.5	-5.9	
32 Pembuatan lain <i>Other manufacturing</i>	-1.8	15.6	-6.9	-3.6	1.9	
33 Pembaikan dan pemasangan jentera dan kelengkapan <i>Repair and installation of machinery and equipment</i>	-0.4	-13.0	0.4	18.7	2.3	
Pembuatan <i>Manufacturing</i>	Jumlah <i>Total</i>	-0.9	1.5	4.1	-0.3	-1.3

2024												2025				
Jan.	Feb.	Mac	Apr.	Mei	Jun	Jul.	Ogo.	Sep.	Okt.	Nov.	Dis.	Jan.	Feb.	Mac	Apr.	Mei
2.1	-14.5	1.7	9.5	4.0	-1.3	4.3	6.3	-1.9	7.1	-1.2	-0.2	-1.5	-11.5	-0.8	8.6	6.1
1.8	-15.3	1.0	10.6	4.6	-0.9	4.2	6.5	-1.7	6.7	-1.0	-0.2	-1.7	-12.1	-1.5	9.8	6.7
2.4	-2.2	9.4	0.2	-6.9	-3.2	8.1	6.0	-3.4	10.6	-4.2	0.3	-4.0	-1.4	10.0	-4.2	-6.2
27.3	-0.6	20.3	-18.6	3.0	-25.8	1.0	-1.3	-9.7	31.5	-4.7	-2.2	24.4	-0.8	16.3	-18.2	2.0
7.2	-5.9	5.1	-5.2	2.3	-5.4	5.2	-1.6	-4.5	4.7	3.3	-0.6	3.6	-5.3	2.8	-2.8	-0.01
10.9	-4.9	1.1	-0.2	6.0	-3.5	-1.9	0.2	-10.9	4.8	4.1	1.6	2.0	-5.6	-3.0	5.5	5.3
5.6	-7.2	10.4	-8.8	-1.0	-7.8	15.4	-7.2	0.1	3.5	0.9	-2.0	7.9	-5.1	9.8	-9.4	-5.6
-1.3	-5.5	3.4	-11.8	-2.1	-5.4	3.0	12.6	7.1	7.9	8.1	-4.1	-3.3	-5.3	1.6	-8.6	-2.4
5.9	-4.7	8.0	-10.8	-9.2	-9.7	4.8	8.2	4.8	4.1	5.0	-0.8	3.5	-2.9	6.7	-10.3	-9.8
12.6	-7.7	15.1	-20.4	-21.9	-14.2	5.1	33.7	8.1	8.5	-2.0	-0.7	9.0	-6.2	12.2	-18.4	-23.1
3.2	-1.6	2.3	0.7	-6.0	-1.5	3.9	-0.2	-2.5	-0.7	5.1	-1.7	0.8	-0.8	2.0	1.1	-7.9
0.8	-0.4	-0.5	-2.4	-6.3	2.4	5.5	-4.8	1.1	-1.5	17.2	-2.5	0.5	0.2	-1.5	-1.8	-5.2
5.1	-7.9	13.8	-19.0	0.3	-27.5	5.5	8.5	17.6	10.3	5.8	2.0	2.5	-3.8	12.7	-20.6	0.8
7.6	-9.1	10.2	3.1	-4.1	6.7	2.4	-1.8	-3.8	1.2	-1.9	-7.3	7.1	-10.2	8.7	2.6	-6.8
10.6	-11.5	6.1	6.1	-6.5	21.1	0.6	-3.6	-4.6	3.5	-4.1	-14.8	10.9	-15.6	3.1	7.0	-7.9
9.7	-9.1	5.5	-3.0	-1.5	-2.0	4.8	5.5	-7.2	-5.4	3.8	2.5	9.0	-6.7	4.3	-3.8	-5.6
5.3	4.2	6.3	-3.6	-12.4	17.7	-3.4	-0.8	1.8	-2.2	-3.9	-0.05	2.6	8.1	5.9	-3.0	-10.34
0.8	-6.3	22.2	4.7	-2.0	-6.8	4.1	-5.0	0.4	3.5	-2.6	-3.9	0.1	-6.7	21.8	3.1	-6.2
3.1	-3.7	6.7	-3.3	-10.5	-1.8	-2.9	4.7	4.8	-0.3	3.7	4.1	1.9	-1.6	6.3	-2.7	-11.3
8.6	-5.3	5.9	-6.9	-7.7	-0.9	4.3	-1.3	-3.0	-2.6	9.1	3.9	7.2	-4.3	7.2	-5.8	-8.6
-2.4	1.2	6.6	-5.8	-14.5	-9.5	-3.5	15.7	20.5	-0.2	1.6	-2.4	-2.6	4.5	7.1	-5.6	-15.9
3.5	-6.3	7.4	1.4	-9.4	3.0	-7.4	2.2	-1.1	1.3	1.8	10.1	1.8	-4.1	5.0	2.0	-9.6
-3.2	7.6	12.7	-12.3	8.1	4.3	-5.2	8.6	0.9	-8.5	0.3	-1.7	-4.5	8.1	12.3	-10.5	3.5
-3.5	11.1	14.7	-15.5	9.6	5.5	-6.1	9.1	0.9	-9.9	-0.01	-2.1	-5.0	11.2	14.8	-13.8	4.3
2.4	-9.4	3.3	2.7	3.9	-1.7	8.3	6.4	1.2	-5.4	-6.6	-1.5	3.0	-7.6	1.8	3.9	3.2
-7.1	-6.0	1.0	12.0	-2.4	-1.8	-9.8	4.5	0.6	5.3	13.2	1.9	-7.3	-4.6	-4.5	17.4	-4.0
-0.01	-10.4	1.0	-1.4	5.8	-18.2	17.5	0.9	-8.5	10.7	3.7	-3.0	-6.2	-7.5	0.9	5.3	-0.3
0.2	-11.7	-2.6	-3.5	11.8	-22.9	26.7	0.8	-14.4	14.4	3.4	-2.8	-8.3	-8.2	-3.2	6.2	3.3
-2.9	-6.2	15.7	-0.3	-12.4	-2.7	-4.5	-0.6	7.2	13.7	4.9	-5.1	-4.6	-5.8	14.3	-2.0	-10.1
2.4	-6.6	2.5	15.1	5.8	-7.6	-5.4	-0.8	7.6	-10.2	4.4	-1.0	5.5	-7.3	2.2	14.5	4.0
-1.7	-3.8	20.0	-3.5	-29.2	2.8	-4.0	10.9	25.5	-1.5	4.4	-5.5	-0.4	-2.9	22.3	-2.7	-28.9
1.9	-4.3	8.4	-3.3	1.1	0.8	0.6	4.4	-1.0	-0.5	0.3	-2.2	-0.2	-3.1	7.3	-2.4	-1.1

Jadual **1.2a** : Bilangan Pekerja Bergaji Sektor Pembuatan Mengikut Subsektor
 Table **1.2a** : Number of Paid Employees of Manufacturing Sector by Sub-sector

Subsektor Sub-sector	2023	2024	2024
			Q1
1. Makanan, minuman dan tembakau <i>Food, beverages and tobacco</i>	331,015	338,698	332,701
10 Pembuatan produk makanan <i>Manufacture of food products</i>	312,950	320,181	314,241
11 Pembuatan minuman <i>Manufacture of beverages</i>	16,805	17,239	17,129
12 Pembuatan produk tembakau <i>Manufacture of tobacco products</i>	1,259	1,278	1,331
2. Tekstil, pakaian, kulit dan kasut <i>Textiles, wearing apparel, leather and footwear</i>	85,961	85,907	86,686
13 Pembuatan tekstil <i>Manufacture of textiles</i>	28,303	28,598	28,324
14 Pembuatan pakaian <i>Manufacture of wearing apparel</i>	44,781	44,142	45,474
15 Pembuatan produk kulit dan barangan berkaitan <i>Manufacture of leather and related products</i>	12,878	13,167	12,889
3. Produk kayu, perabot, keluaran kertas dan percetakan <i>Wood products, furniture, paper products and printing</i>	306,775	309,580	303,654
16 Pembuatan kayu dan produk kayu dan gabus, kecuali perabot; pembuatan bagi artikel jerami dan bahan-bahan anyaman <i>Manufacture of wood and products of wood and cork, except furniture; manufacture of articles of straw and plaiting materials</i>	94,250	94,657	92,030
17 Pembuatan kertas dan produk kertas <i>Manufacture of paper and paper products</i>	59,265	59,633	59,848
18 Percetakan dan penerbitan semula media rakaman <i>Printing and reproduction of recorded media</i>	71,281	71,820	68,381
31 Pembuatan perabot <i>Manufacture of furniture</i>	81,979	83,470	83,395
4. Petroleum, kimia, getah dan plastik <i>Petroleum, chemical, rubber and plastic</i>	431,568	434,208	430,792
19 Pembuatan kok dan produk petroleum bertapis <i>Manufacture of coke and refined petroleum products</i>	18,473	18,556	18,821
20 Pembuatan kimia dan produk kimia <i>Manufacture of chemicals and chemical products</i>	103,545	104,422	105,483
21 Pembuatan produk farmaseutikal asas, kimia perubatan dan botani <i>Manufacture of basic pharmaceutical products and pharmaceutical preparations</i>	27,967	28,795	27,334
22 Pembuatan produk getah dan plastik <i>Manufacture of rubber and plastics products</i>	281,583	282,435	279,154
5. Produk mineral bukan logam, logam asas dan produk logam yang direka <i>Non-metallic mineral products, basic metal and fabricated metal products</i>	386,812	391,740	386,423
23 Pembuatan produk galian bukan logam lain <i>Manufacture of other non-metallic mineral products</i>	109,233	109,391	105,786
24 Pembuatan logam asas <i>Manufacture of basic metals</i>	112,157	113,171	113,159
25 Pembuatan produk logam, kecuali mesin dan kelengkapan <i>Manufacture of fabricated metal products, except machinery and equipment</i>	165,423	169,179	167,479
6. Produk elektrik dan elektronik <i>Electrical and electronic products</i>	615,687	621,015	607,755
26 Pembuatan komputer, produk elektronik dan optikal <i>Manufacture of computer, electronics and optical products</i>	419,283	422,727	409,864
27 Pembuatan kelengkapan elektrik <i>Manufacture of electrical equipment</i>	102,410	102,993	102,916
28 Pembuatan jentera dan peralatan t.t.t.l. <i>Manufacture of machinery and equipment n.e.c.</i>	93,994	95,294	94,976
7. Kelengkapan pengangkutan dan pembuatan lain <i>Transport equipment and other manufactures</i>	216,739	217,716	215,332
29 Pembuatan kenderaan bermotor, treler dan semi treler <i>Manufacture of motor vehicles, trailers and semi-trailers</i>	87,614	87,794	84,973
30 Pembuatan kelengkapan pengangkutan lain <i>Manufacture of other transport equipment</i>	44,306	44,978	44,601
32 Pembuatan lain <i>Other manufacturing</i>	40,976	41,005	41,328
33 Pembaikan dan pemasangan jentera dan kelengkapan <i>Repair and installation of machinery and equipment</i>	43,843	43,938	44,429
Pembuatan <i>Manufacturing</i>	Jumlah <i>Total</i>	2,374,557	2,398,863
			2,363,344

		2025		2024	2025
Q2	Q3	Q4	Q1	(Jan. - Mei)	(Jan. - Mei)
332,754	338,126	338,698	339,607	334,617	340,574
314,166	319,899	320,181	320,662	316,083	321,533
17,336	16,952	17,239	17,602	17,289	17,778
1,251	1,274	1,278	1,343	1,245	1,262
86,589	86,253	85,907	87,316	87,340	87,812
28,640	28,798	28,598	28,374	28,899	29,115
45,090	44,314	44,142	45,803	45,504	45,609
12,859	13,141	13,167	13,139	12,936	13,088
303,328	304,911	309,580	305,257	305,392	307,595
93,920	93,758	94,657	92,488	94,455	94,771
58,041	58,867	59,633	60,020	58,102	58,296
68,032	69,023	71,820	68,785	68,016	69,074
83,335	83,263	83,470	83,964	84,819	85,455
428,010	433,125	434,208	431,888	432,442	431,143
18,324	18,286	18,556	19,016	18,340	18,622
104,631	102,858	104,422	106,094	105,043	105,020
28,060	29,377	28,795	27,877	28,114	28,803
276,996	282,604	282,435	278,900	280,946	278,698
385,434	391,483	391,740	392,616	386,414	391,905
107,467	109,851	109,391	108,681	107,172	109,257
112,183	113,100	113,171	113,697	112,702	112,937
165,784	168,532	169,179	170,239	166,541	169,711
616,932	619,540	621,015	614,923	613,847	620,342
418,676	420,852	422,727	415,671	416,510	422,168
102,041	102,940	102,993	103,133	102,908	102,954
96,215	95,747	95,294	96,119	94,429	95,220
216,548	217,667	217,716	216,884	217,662	219,077
87,225	87,758	87,794	84,892	87,703	87,558
44,594	44,931	44,978	44,942	44,655	45,044
40,972	41,277	41,005	41,950	41,131	41,267
43,757	43,700	43,938	45,100	44,174	45,208
2,369,595	2,391,104	2,398,863	2,388,492	2,377,714	2,398,447

Jadual **1.2a** : Bilangan Pekerja Bergaji Sektor Pembuatan Mengikut Subsektor
 Table **1.2a** : Number of Paid Employees of Manufacturing Sector by Sub-sector

Subsektor Sub-sector	2024					
	Jan.	Feb.	Mac.	Apr.	Mei.	
1. Makanan, minuman dan tembakau Food, beverages and tobacco	334,249	333,253	332,701	334,073	334,617	
10 Pembuatan produk makanan Manufacture of food products	315,935	314,888	314,241	315,542	316,083	
11 Pembuatan minuman Manufacture of beverages	17,041	17,045	17,129	17,275	17,289	
12 Pembuatan produk tembakau Manufacture of tobacco products	1,272	1,320	1,331	1,256	1,245	
2. Tekstil, pakaian, kulit dan kasut Textiles, wearing apparel, leather and footwear	86,619	86,300	86,686	86,617	87,340	
13 Pembuatan tekstil Manufacture of textiles	28,464	27,993	28,324	28,453	28,899	
14 Pembuatan pakaian Manufacture of wearing apparel	45,202	45,287	45,474	45,314	45,504	
15 Pembuatan produk kulit dan barangan berkaitan Manufacture of leather and related products	12,953	13,021	12,889	12,850	12,936	
3. Produk kayu, perabot, keluaran kertas dan percetakan Wood products, furniture, paper products and printing	304,136	304,734	303,654	304,902	305,392	
16 Pembuatan kayu dan produk kayu dan gabus, kecuali perabot; pembuatan bagi artikel jerami dan bahan-bahan anyaman Manufacture of wood and products of wood and cork, except furniture; manufacture of articles of straw and plaiting materials	93,472	93,238	92,030	92,893	94,455	
17 Pembuatan kertas dan produk kertas Manufacture of paper and paper products	59,457	59,910	59,848	59,082	58,102	
18 Percetakan dan penerbitan semula media rakaman Printing and reproduction of recorded media	68,570	68,558	68,381	67,899	68,016	
31 Pembuatan perabot Manufacture of furniture	82,638	83,028	83,395	85,027	84,819	
4. Petroleum, kimia, getah dan plastik Petroleum, chemical, rubber and plastic	430,409	430,174	430,792	432,975	432,442	
19 Pembuatan kok dan produk petroleum bertapis Manufacture of coke and refined petroleum products	18,245	18,511	18,821	18,538	18,340	
20 Pembuatan kimia dan produk kimia Manufacture of chemicals and chemical products	103,959	104,451	105,483	105,321	105,043	
21 Pembuatan produk farmaseutikal asas, kimia perubatan dan botani Manufacture of basic pharmaceutical products and pharmaceutical preparations	27,305	27,303	27,334	28,522	28,114	
22 Pembuatan produk getah dan plastik Manufacture of rubber and plastics products	280,900	279,909	279,154	280,594	280,946	
5. Produk mineral bukan logam, logam asas dan produk logam yang direka Non-metallic mineral products, basic metal and fabricated metal products	387,410	385,020	386,423	386,062	386,414	
23 Pembuatan produk galian bukan logam lain Manufacture of other non-metallic mineral products	107,161	105,855	105,786	106,568	107,172	
24 Pembuatan logam asas Manufacture of basic metals	113,533	112,816	113,159	112,910	112,702	
25 Pembuatan produk logam, kecuali mesin dan kelengkapan Manufacture of fabricated metal products, except machinery and equipment	166,716	166,349	167,479	166,585	166,541	
6. Produk elektrik dan elektronik Electrical and electronic products	612,053	608,381	607,755	609,925	613,847	
26 Pembuatan komputer, produk elektronik dan optikal Manufacture of computer, electronics and optical products	414,252	410,364	409,864	412,304	416,510	
27 Pembuatan kelengkapan elektrik Manufacture of electrical equipment	103,051	102,040	102,916	102,560	102,908	
28 Pembuatan jentera dan peralatan t.t.t.l. Manufacture of machinery and equipment n.e.c.	94,750	95,978	94,976	95,061	94,429	
7. Kelengkapan pengangkutan dan pembuatan lain Transport equipment and other manufactures	218,037	217,138	215,332	218,043	217,662	
29 Pembuatan kenderaan bermotor, treler dan semi treler Manufacture of motor vehicles, trailers and semi-trailers	88,016	87,310	84,973	88,425	87,703	
30 Pembuatan kelengkapan pengangkutan lain Manufacture of other transport equipment	44,728	44,592	44,601	44,452	44,655	
32 Pembuatan lain Other manufacturing	40,834	40,981	41,328	41,017	41,131	
33 Pembaikan dan pemasangan jentera dan kelengkapan Repair and installation of machinery and equipment	44,459	44,254	44,429	44,148	44,174	
Pembuatan Manufacturing	Jumlah Total	2,372,913	2,365,000	2,363,344	2,372,596	2,377,714

2025											
Jun	Jul.	Ogo.	Sep.	Okt.	Nov.	Dis.	Jan.	Feb.	Mac.	Apr.	Mei.
332,754	335,027	336,264	338,126	338,329	338,432	338,698	341,009	340,481	339,607	340,566	340,574
314,166	316,507	318,162	319,899	319,968	320,123	320,181	322,254	321,643	320,662	321,606	321,533
17,336	17,274	16,922	16,952	17,086	17,043	17,239	17,468	17,505	17,602	17,684	17,778
1,251	1,245	1,179	1,274	1,275	1,265	1,278	1,287	1,333	1,343	1,276	1,262
86,589	86,065	85,317	86,253	85,480	85,726	85,907	87,311	87,082	87,316	87,332	87,812
28,640	28,547	28,734	28,798	28,660	28,619	28,598	28,663	28,133	28,374	28,667	29,115
45,090	44,693	43,718	44,314	43,599	43,860	44,142	45,487	45,657	45,803	45,551	45,609
12,859	12,825	12,865	13,141	13,221	13,247	13,167	13,161	13,293	13,139	13,114	13,088
303,328	302,367	304,013	304,911	309,032	310,117	309,580	305,979	307,406	305,257	307,402	307,595
93,920	93,974	93,279	93,758	94,318	95,447	94,657	93,720	93,923	92,488	93,816	94,771
58,041	57,797	58,093	58,867	59,728	59,564	59,633	59,654	60,260	60,020	59,355	58,296
68,032	68,063	69,364	69,023	70,855	71,857	71,820	68,958	69,056	68,785	68,776	69,074
83,335	82,533	83,277	83,263	84,130	83,248	83,470	83,647	84,166	83,964	85,455	85,455
428,010	431,584	433,640	433,125	434,916	435,661	434,208	432,598	432,411	431,888	433,807	431,143
18,324	18,405	18,459	18,286	18,537	18,614	18,556	18,603	18,857	19,016	18,861	18,622
104,631	103,731	104,234	102,858	103,939	104,307	104,422	104,500	105,439	106,094	105,746	105,020
28,060	28,554	29,409	29,377	29,526	28,793	28,795	28,111	27,956	27,877	29,168	28,803
276,996	280,894	281,538	282,604	282,913	283,946	282,435	281,384	280,159	278,900	280,032	278,698
385,434	386,640	390,348	391,483	390,751	389,323	391,740	393,449	391,636	392,616	393,463	391,905
107,467	108,192	109,211	109,851	109,884	109,826	109,391	109,561	108,462	108,681	109,658	109,257
112,183	112,176	111,893	113,100	113,072	112,928	113,171	114,143	113,743	113,697	113,687	112,937
165,784	166,273	169,244	168,532	167,795	166,569	169,179	169,745	169,431	170,239	170,118	169,711
616,932	608,374	610,008	619,540	623,069	624,674	621,015	615,864	615,496	614,923	618,018	620,342
418,676	408,852	409,999	420,852	422,801	425,277	422,727	416,559	414,718	415,671	418,477	422,168
102,041	103,128	103,844	102,940	104,362	103,182	102,993	103,595	103,565	103,133	103,198	102,954
96,215	96,394	96,165	95,747	95,906	96,215	95,294	95,709	97,213	96,119	96,343	95,220
216,548	219,396	218,474	217,667	218,496	217,907	217,716	218,774	219,152	216,884	219,848	219,077
87,225	88,128	88,197	87,758	88,590	87,996	87,794	87,663	87,497	84,892	88,571	87,558
44,594	45,332	44,388	44,931	44,421	44,701	44,978	45,277	45,029	44,942	44,766	45,044
40,972	41,704	41,324	41,277	41,483	41,513	41,005	41,062	41,623	41,950	41,590	41,267
43,757	44,231	44,565	43,700	44,001	43,697	43,938	44,773	45,003	45,100	44,922	45,208
2,369,595	2,369,452	2,378,065	2,391,104	2,400,072	2,401,839	2,398,863	2,394,984	2,393,664	2,388,492	2,400,435	2,398,447

Jadual **1.2b** : Bilangan Pekerja Bergaji Sektor Pembuatan Mengikut Subsektor: Perubahan Peratusan Tahunan
 Table **1.2b** : Number of Paid Employees of Manufacturing Sector by Sub-sector: Annual Percentage Change

Subsektor Sub-sector	2023	2024	2024				2025		2024
			Q1	Q2	Q3	Q4	Q1	(Jan. - Mei)	
1. Makanan, minuman dan tembakau <i>Food, beverages and tobacco</i>	5.9	2.3	4.4	4.0	2.4	2.3	2.1	4.6	
10 Pembuatan produk makanan <i>Manufacture of food products</i>	6.1	2.3	4.6	4.1	2.5	2.3	2.0	4.7	
11 Pembuatan minuman <i>Manufacture of beverages</i>	2.6	2.6	2.1	2.8	2.1	2.6	2.8	2.5	
12 Pembuatan produk tembakau <i>Manufacture of tobacco products</i>	2.2	1.5	-8.0	-0.2	0.3	1.5	0.9	-1.6	
2. Tekstil, pakaian, kulit dan kasut <i>Textiles, wearing apparel, leather and footwear</i>	2.3	-0.1	1.9	1.6	1.8	-0.1	0.7	1.9	
13 Pembuatan tekstil <i>Manufacture of textiles</i>	1.5	1.0	0.7	0.9	0.7	1.0	0.2	1.2	
14 Pembuatan pakaian <i>Manufacture of wearing apparel</i>	2.7	-1.4	3.4	2.3	2.5	-1.4	0.7	2.8	
15 Pembuatan produk kulit dan barangan berkaitan <i>Manufacture of leather and related products</i>	2.5	2.2	-0.9	0.3	1.8	2.2	1.9	0.2	
3. Produk kayu, perabot, keluaran kertas dan percetakan <i>Wood products, furniture, paper products and printing</i>	2.2	0.9	0.6	1.2	0.9	0.9	0.5	0.8	
16 Pembuatan kayu dan produk kayu dan gabus, kecuali perabot; pembuatan bagi artikel jerami dan bahan-bahan anyaman <i>Manufacture of wood and products of wood and cork, except furniture; manufacture of articles of straw and plaiting materials</i>	0.2	0.4	-1.0	1.4	0.5	0.4	0.5	0.3	
17 Pembuatan kertas dan produk kertas <i>Manufacture of paper and paper products</i>	1.0	0.6	0.9	0.7	0.5	0.6	0.3	0.5	
18 Percetakan dan penerbitan semula media rakaman <i>Printing and reproduction of recorded media</i>	1.7	0.8	-2.8	-1.3	0.1	0.8	0.6	-3.3	
31 Pembuatan perabot <i>Manufacture of furniture</i>	6.1	1.8	5.1	3.4	2.3	1.8	0.7	5.1	
4. Petroleum, kimia, getah dan plastik <i>Petroleum, chemical, rubber and plastic</i>	0.1	0.6	-0.8	0.4	0.4	0.6	0.3	0.3	
19 Pembuatan kok dan produk petroleum bertapis <i>Manufacture of coke and refined petroleum products</i>	3.7	0.4	1.8	1.0	0.5	0.4	1.0	0.7	
20 Pembuatan kimia dan produk kimia <i>Manufacture of chemicals and chemical products</i>	-1.3	0.8	-1.9	0.3	0.4	0.8	0.6	0.4	
21 Pembuatan produk farmaseutikal asas, kimia perubatan dan botani <i>Manufacture of basic pharmaceutical products and pharmaceutical preparations</i>	2.3	3.0	1.6	0.5	0.3	3.0	2.0	0.3	
22 Pembuatan produk getah dan plastik <i>Manufacture of rubber and plastics products</i>	0.1	0.3	-0.7	0.4	0.4	0.3	-0.1	0.2	
5. Produk mineral bukan logam, logam asas dan produk logam yang direka <i>Non-metallic mineral products, basic metal and fabricated metal products</i>	2.3	1.3	1.7	2.3	1.8	1.3	1.6	1.9	
23 Pembuatan produk galian bukan logam lain <i>Manufacture of other non-metallic mineral products</i>	1.8	0.1	0.2	0.1	0.3	0.1	2.7	0.2	
24 Pembuatan logam asas <i>Manufacture of basic metals</i>	0.6	0.9	0.5	0.9	1.1	0.9	0.5	0.6	
25 Pembuatan produk logam, kecuali mesin dan kelengkapan <i>Manufacture of fabricated metal products, except machinery and equipment</i>	3.9	2.3	3.5	4.8	3.3	2.3	1.6	3.9	
6. Produk elektrik dan elektronik <i>Electrical and electronic products</i>	-0.1	0.9	-1.3	-0.9	-0.6	0.9	1.2	-1.1	
26 Pembuatan komputer, produk elektronik dan optikal <i>Manufacture of computer, electronics and optical products</i>	0.8	0.8	-1.0	-0.7	-0.6	0.8	1.4	-1.1	
27 Pembuatan kelengkapan elektrik <i>Manufacture of electrical equipment</i>	-1.1	0.6	-1.6	-0.5	-1.4	0.6	0.2	0.3	
28 Pembuatan jentera dan peralatan t.t.t.l. <i>Manufacture of machinery and equipment n.e.c.</i>	-2.4	1.4	-2.2	-2.3	0.2	1.4	1.2	-2.5	
7. Kelengkapan pengangkutan dan pembuatan lain <i>Transport equipment and other manufactures</i>	1.6	0.5	-0.2	0.8	0.6	0.5	0.7	0.8	
29 Pembuatan kenderaan bermotor, treler dan semi treler <i>Manufacture of motor vehicles, trailers and semi-trailers</i>	0.9	0.2	-2.4	0.2	0.2	0.2	-0.1	0.3	
30 Pembuatan kelengkapan pengangkutan lain <i>Manufacture of other transport equipment</i>	2.0	1.5	0.8	1.9	2.0	1.5	0.8	1.9	
32 Pembuatan lain <i>Other manufacturing</i>	0.5	0.1	1.0	1.2	0.2	0.1	1.5	1.0	
33 Pembaikan dan pemasangan jentera dan kelengkapan <i>Repair and installation of machinery and equipment</i>	3.6	0.2	1.9	0.4	0.2	0.2	1.5	0.3	
Pembuatan <i>Manufacturing</i>	Jumlah <i>Total</i>	1.7	1.0	0.5	1.0	0.8	1.0	1.1	0.9

2025	2024												2025				
(Jan. - Mei)	Jan.	Feb.	Mac	Apr.	Mei	Jun	Jul.	Ogo.	Sep.	Okt.	Nov.	Dis.	Jan.	Feb.	Mac	Apr.	Mei
1.8	5.5	4.3	4.4	4.7	4.6	4.0	4.0	3.9	2.4	2.0	2.1	2.3	2.0	2.2	2.1	1.9	1.8
1.7	5.7	4.5	4.6	4.8	4.7	4.1	4.2	4.0	2.5	2.0	2.1	2.3	2.0	2.1	2.0	1.9	1.7
2.8	2.8	2.0	2.1	2.6	2.5	2.8	1.9	2.3	2.1	2.4	2.5	2.6	2.5	2.7	2.8	2.4	2.8
1.4	-1.8	-8.5	-8.0	-1.4	-1.6	-0.2	1.5	1.1	0.3	0.2	0.1	1.5	1.2	1.0	0.9	1.6	1.4
0.5	2.1	1.7	1.9	1.8	1.9	1.6	2.0	1.5	1.8	1.3	-0.3	-0.1	0.8	0.9	0.7	0.8	0.5
0.7	1.3	0.5	0.7	0.8	1.2	0.9	1.4	0.6	0.7	0.5	0.7	1.0	0.7	0.5	0.2	0.8	0.7
0.2	3.0	3.2	3.4	2.9	2.8	2.3	2.7	2.0	2.5	1.9	-1.6	-1.4	0.6	0.8	0.7	0.5	0.2
1.2	0.7	-0.7	-0.9	0.3	0.2	0.3	1.0	1.6	1.8	1.1	2.0	2.2	1.6	2.1	1.9	2.1	1.2
0.7	0.5	0.4	0.6	1.3	0.8	1.2	1.2	1.1	0.9	1.0	1.0	0.9	0.6	0.9	0.5	0.8	0.7
0.3	-1.2	-2.1	-1.0	0.7	0.3	1.4	1.6	0.4	0.5	0.3	0.4	0.4	0.3	0.7	0.5	1.0	0.3
0.3	1.0	0.8	0.9	0.8	0.5	0.7	1.2	0.8	0.5	0.6	0.7	0.6	0.3	0.6	0.3	0.5	0.3
1.6	-2.4	-1.9	-2.8	-2.4	-3.3	-1.3	-1.2	0.2	0.1	1.0	1.3	0.8	0.6	0.7	0.6	1.3	1.6
0.7	4.6	5.0	5.1	5.7	5.1	3.4	2.8	2.9	2.3	1.9	1.6	1.8	1.2	1.4	0.7	0.5	0.7
-0.3	0.0	-0.3	-0.8	-0.1	0.3	0.4	0.5	0.5	0.4	0.5	0.7	0.6	0.5	0.5	0.3	0.2	-0.3
1.5	2.6	2.9	1.8	1.6	0.7	1.0	1.1	0.6	0.5	0.7	0.9	0.4	2.0	1.9	1.0	1.7	1.5
-0.02	-1.6	-1.4	-1.9	0.5	0.4	0.3	0.7	0.8	0.4	0.1	0.2	0.8	0.5	0.9	0.6	0.4	-0.02
2.5	1.9	1.4	1.6	0.6	0.3	0.5	0.4	0.9	0.3	0.4	2.6	3.0	2.9	2.4	2.0	2.3	2.5
-0.8	0.3	-0.3	-0.7	-0.5	0.2	0.4	0.4	0.3	0.4	0.6	0.7	0.3	0.2	0.1	-0.1	-0.2	-0.8
1.4	1.8	1.4	1.7	2.3	1.9	2.3	2.3	2.3	1.8	1.5	1.3	1.3	1.6	1.7	1.6	1.9	1.4
1.9	-0.6	0.1	0.2	0.5	0.2	0.1	0.4	0.5	0.3	0.8	0.2	0.1	2.2	2.5	2.7	2.9	1.9
0.2	0.7	0.3	0.5	0.8	0.6	0.9	1.0	0.9	1.1	0.2	0.8	0.9	0.5	0.8	0.5	0.7	0.2
1.9	4.1	3.1	3.5	4.5	3.9	4.8	4.5	4.6	3.3	3.0	2.4	2.3	1.8	1.9	1.6	2.1	1.9
1.1	0.1	-1.1	-1.3	-1.4	-1.1	-0.9	-0.3	-1.2	-0.6	0.3	0.9	0.9	0.6	1.2	1.2	1.3	1.1
1.4	0.9	-0.7	-1.0	-1.3	-1.1	-0.7	-0.6	-1.6	-0.6	0.2	1.1	0.8	0.6	1.1	1.4	1.5	1.4
0.04	-0.7	-1.8	-1.6	-0.7	0.3	-0.5	0.2	-0.9	-1.4	0.3	0.2	0.6	0.5	1.5	0.2	0.6	0.04
0.8	-2.3	-2.1	-2.2	-2.4	-2.5	-2.3	0.4	0.1	0.2	0.6	0.8	1.4	1.0	1.3	1.2	1.3	0.8
0.7	1.1	0.6	-0.2	1.5	0.8	0.8	0.9	0.9	0.6	0.7	0.6	0.5	0.3	0.9	0.7	0.8	0.7
-0.2	1.2	0.3	-2.4	1.7	0.3	0.2	0.3	0.8	0.2	0.9	0.5	0.2	-0.4	0.2	-0.1	0.2	-0.2
0.9	1.0	0.6	0.8	1.7	1.9	1.9	2.1	1.3	2.0	0.9	1.2	1.5	1.2	1.0	0.8	0.7	0.9
0.3	-0.2	0.2	1.0	1.3	1.0	1.2	1.5	0.6	0.2	0.4	0.5	0.1	0.6	1.6	1.5	1.4	0.3
2.3	2.3	1.8	1.9	1.1	0.3	0.4	0.2	1.1	0.2	0.4	0.2	0.2	0.7	1.7	1.5	1.8	2.3
0.9	1.3	0.6	0.5	1.0	0.9	1.0	1.3	1.0	0.8	0.9	1.0	1.0	0.9	1.2	1.1	1.2	0.9

Jadual **1.2c** : Bilangan Pekerja Bergaji Sektor Pembuatan Mengikut Subsektor: Perubahan Peratusan Bulanan/Suku Tahunan
 Table **1.2c** : Number of Paid Employees of Manufacturing Sector by Sub-sector: Monthly/Quarterly Percentage Change

Subsektor Sub-sector	2024				2025	
	Q1	Q2	Q3	Q4	Q1	
1. Makanan, minuman dan tembakau <i>Food, beverages and tobacco</i>	0.5	0.02	1.6	0.2	0.3	
10 Pembuatan produk makanan <i>Manufacture of food products</i>	0.4	-0.02	1.8	0.1	0.2	
11 Pembuatan minuman <i>Manufacture of beverages</i>	1.9	1.2	-2.2	1.7	2.1	
12 Pembuatan produk tembakau <i>Manufacture of tobacco products</i>	5.7	-6.0	1.8	0.3	5.1	
2. Tekstil, pakaian, kulit dan kasut <i>Textiles, wearing apparel, leather and footwear</i>	0.8	-0.1	-0.4	-0.4	1.6	
13 Pembuatan tekstil <i>Manufacture of textiles</i>	0.1	1.1	0.5	-0.7	-0.8	
14 Pembuatan pakaian <i>Manufacture of wearing apparel</i>	1.5	-0.8	-1.7	-0.4	3.8	
15 Pembuatan produk kulit dan barangan berkaitan <i>Manufacture of leather and related products</i>	0.1	-0.2	2.2	0.2	-0.2	
3. Produk kayu, perabot, keluaran kertas dan percetakan <i>Wood products, furniture, paper products and printing</i>	-1.0	-0.1	0.5	1.5	-1.4	
16 Pembuatan kayu dan produk kayu dan gabus, kecuali perabot; pembuatan bagi artikel jerami dan bahan-bahan anyaman <i>Manufacture of wood and products of wood and cork, except furniture; manufacture of articles of straw and plaiting materials</i>	-2.4	2.1	-0.2	1.0	-2.3	
17 Pembuatan kertas dan produk kertas <i>Manufacture of paper and paper products</i>	1.0	-3.0	1.4	1.3	0.6	
18 Percetakan dan penerbitan semula media rakaman <i>Printing and reproduction of recorded media</i>	-4.1	-0.5	1.5	4.1	-4.2	
31 Pembuatan perabot <i>Manufacture of furniture</i>	1.7	-0.1	-0.1	0.2	0.6	
4. Petroleum, kimia, getah dan plastik <i>Petroleum, chemical, rubber and plastic</i>	-0.2	-0.6	1.2	0.3	-0.5	
19 Pembuatan kok dan produk petroleum bertapis <i>Manufacture of coke and refined petroleum products</i>	1.9	-2.6	-0.2	1.5	2.5	
20 Pembuatan kimia dan produk kimia <i>Manufacture of chemicals and chemical products</i>	1.9	-0.8	-1.7	1.5	1.6	
21 Pembuatan produk farmaseutikal asas, kimia perubatan dan botani <i>Manufacture of basic pharmaceutical products and pharmaceutical preparations</i>	-2.3	2.7	4.7	-2.0	-3.2	
22 Pembuatan produk getah dan plastik <i>Manufacture of rubber and plastics products</i>	-0.9	-0.8	2.0	-0.1	-1.3	
5. Produk mineral bukan logam, logam asas dan produk logam yang direka <i>Non-metallic mineral products, basic metal and fabricated metal products</i>	-0.1	-0.3	1.6	0.1	0.2	
23 Pembuatan produk galian bukan logam lain <i>Manufacture of other non-metallic mineral products</i>	-3.2	1.6	2.2	-0.4	-0.6	
24 Pembuatan logam asas <i>Manufacture of basic metals</i>	0.9	-0.9	0.8	0.1	0.5	
25 Pembuatan produk logam, kecuali mesin dan kelengkapan <i>Manufacture of fabricated metal products, except machinery and equipment</i>	1.2	-1.0	1.7	0.4	0.6	
6. Produk elektrik dan elektronik <i>Electrical and electronic products</i>	-1.3	1.5	0.4	0.2	-1.0	
26 Pembuatan komputer, produk elektronik dan optikal <i>Manufacture of computer, electronics and optical products</i>	-2.2	2.1	0.5	0.4	-1.7	
27 Pembuatan kelengkapan elektrik <i>Manufacture of electrical equipment</i>	0.5	-0.8	0.9	0.1	0.1	
28 Pembuatan jentera dan peralatan t.t.t.l. <i>Manufacture of machinery and equipment n.e.c.</i>	1.0	1.3	-0.5	-0.5	0.9	
7. Kelengkapan pengangkutan dan pembuatan lain <i>Transport equipment and other manufactures</i>	-0.6	0.6	0.5	0.02	-0.4	
29 Pembuatan kenderaan bermotor, treler dan semi treler <i>Manufacture of motor vehicles, trailers and semi-trailers</i>	-3.0	2.6	0.6	0.04	-3.3	
30 Pembuatan kelengkapan pengangkutan lain <i>Manufacture of other transport equipment</i>	0.7	-0.02	0.8	0.1	-0.1	
32 Pembuatan lain <i>Other manufacturing</i>	0.9	-0.9	0.7	-0.7	2.3	
33 Pembaikan dan pemasangan jentera dan kelengkapan <i>Repair and installation of machinery and equipment</i>	1.3	-1.5	-0.1	0.5	2.6	
Pembuatan <i>Manufacturing</i>	Jumlah <i>Total</i>	-0.5	0.3	0.9	0.3	-0.4

2024												2025				
Jan.	Feb.	Mac	Apr.	Mei	Jun	Jul.	Ogo.	Sep.	Okt.	Nov.	Dis.	Jan.	Feb.	Mac	Apr.	Mei
1.0	-0.3	-0.2	0.4	0.2	-0.6	0.7	0.4	0.6	0.1	0.03	0.1	0.7	-0.2	-0.3	0.3	0.0
1.0	-0.3	-0.2	0.4	0.2	-0.6	0.7	0.5	0.5	0.02	0.05	0.02	0.6	-0.2	-0.3	0.3	-0.02
1.4	0.02	0.5	0.9	0.1	0.3	-0.4	-2.0	0.2	0.8	-0.3	1.1	1.3	0.2	0.6	0.5	0.5
1.0	3.7	0.9	-5.7	-0.8	0.5	-0.5	-5.3	8.1	0.1	-0.8	1.0	0.8	3.6	0.8	-5.0	-1.1
0.8	-0.4	0.4	-0.1	0.8	-0.9	-0.6	-0.9	1.1	-0.9	0.3	0.2	1.6	-0.3	0.3	0.02	0.5
0.6	-1.7	1.2	0.5	1.6	-0.9	-0.3	0.7	0.2	-0.5	-0.1	-0.1	0.2	-1.8	0.9	1.0	1.6
0.9	0.2	0.4	-0.4	0.4	-0.9	-0.9	-2.2	1.4	-1.6	0.6	0.6	3.0	0.4	0.3	-0.6	0.1
0.6	0.5	-1.0	-0.3	0.7	-0.6	-0.3	0.3	2.1	0.6	0.2	-0.6	-0.04	1.0	-1.2	-0.2	-0.2
-0.9	0.2	-0.4	0.4	0.2	-0.7	-0.3	0.5	0.3	1.4	0.4	-0.2	-1.2	0.5	-0.7	0.7	0.1
-0.8	-0.3	-1.3	0.9	1.7	-0.6	0.1	-0.7	0.5	0.6	1.2	-0.8	-1.0	0.2	-1.5	1.4	1.0
0.3	0.8	-0.1	-1.3	-1.7	-0.1	-0.4	0.5	1.3	1.5	-0.3	0.1	0.04	1.0	-0.4	-1.1	-1.8
-3.8	-0.02	-0.3	-0.7	0.2	0.02	0.05	1.9	-0.5	2.7	1.4	-0.1	-4.0	0.1	-0.4	-0.01	0.4
0.8	0.5	0.4	2.0	-0.2	-1.8	-1.0	0.9	-0.02	1.0	-1.0	0.3	0.2	0.6	-0.2	1.8	0.0
-0.3	-0.1	0.1	0.5	-0.1	-1.0	0.8	0.5	-0.1	0.4	0.2	-0.3	-0.4	-0.04	-0.1	0.4	-0.6
-1.2	1.5	1.7	-1.5	-1.1	-0.1	0.4	0.3	-0.9	1.4	0.4	-0.3	0.3	1.4	0.8	-0.8	-1.3
0.4	0.5	1.0	-0.2	-0.3	-0.4	-0.9	0.5	-1.3	1.1	0.4	0.1	0.1	0.9	0.6	-0.3	-0.7
-2.4	-0.01	0.1	4.3	-1.4	-0.2	1.8	3.0	-0.1	0.5	-2.5	0.01	-2.4	-0.6	-0.3	4.6	-1.3
-0.2	-0.4	-0.3	0.5	0.1	-1.4	1.4	0.2	0.4	0.1	0.4	-0.5	-0.4	-0.4	-0.4	0.4	-0.5
0.2	-0.6	0.4	-0.1	0.1	-0.3	0.3	1.0	0.3	-0.2	-0.4	0.6	0.4	-0.5	0.3	0.2	-0.4
-1.9	-1.2	-0.1	0.7	0.6	0.3	0.7	0.9	0.6	0.03	-0.1	-0.4	0.2	-1.0	0.2	0.9	-0.4
1.2	-0.6	0.3	-0.2	-0.2	-0.5	-0.01	-0.3	1.1	-0.03	-0.1	0.2	0.9	-0.3	-0.04	-0.01	-0.7
0.8	-0.2	0.7	-0.5	-0.03	-0.5	0.3	1.8	-0.4	-0.4	-0.7	1.6	0.3	-0.2	0.5	-0.1	-0.2
-0.6	-0.6	-0.1	0.4	0.6	0.5	-1.4	0.3	1.6	0.6	0.3	-0.6	-0.8	-0.1	-0.1	0.5	0.4
-1.2	-0.9	-0.1	0.6	1.0	0.5	-2.3	0.3	2.6	0.5	0.6	-0.6	-1.5	-0.4	0.2	0.7	0.9
0.6	-1.0	0.9	-0.3	0.3	-0.8	1.1	0.7	-0.9	1.4	-1.1	-0.2	0.6	-0.03	-0.4	0.1	-0.2
0.8	1.3	-1.0	0.1	-0.7	1.9	0.2	-0.2	-0.4	0.2	0.3	-1.0	0.4	1.6	-1.1	0.2	-1.2
0.6	-0.4	-0.8	1.3	-0.2	-0.5	1.3	-0.4	-0.4	0.4	-0.3	-0.1	0.5	0.2	-1.0	1.4	-0.4
0.5	-0.8	-2.7	4.1	-0.8	-0.5	1.0	0.1	-0.5	0.9	-0.7	-0.2	-0.1	-0.2	-3.0	4.3	-1.1
1.0	-0.3	0.02	-0.3	0.5	-0.1	1.7	-2.1	1.2	-1.1	0.6	0.6	0.7	-0.5	-0.2	-0.4	0.6
-0.3	0.4	0.8	-0.8	0.3	-0.4	1.8	-0.9	-0.1	0.5	0.1	-1.2	0.1	1.4	0.8	-0.9	-0.8
1.4	-0.5	0.4	-0.6	0.1	-0.9	1.1	0.8	-1.9	0.7	-0.7	0.6	1.9	0.5	0.2	-0.4	0.6
-0.1	-0.3	-0.1	0.4	0.2	-0.3	-0.01	0.4	0.5	0.4	0.1	-0.1	-0.2	-0.1	-0.2	0.5	-0.1

Jadual **1.3a** : Gaji dan Upah yang Dibayar Sektor Pembuatan Mengikut Subsektor
 Table **1.3a** : Salaries and Wages Paid of Manufacturing Sector by Sub-sector

Subsektor Sub-sector	2023	2024	2024				2025		2024	2025
			Q1	Q2	Q3	Q4	Q1	(Jan. - Mei)	(Jan. - Mei)	
1. Makanan, minuman dan tembakau <i>Food, beverages and tobacco</i>	11,901	12,323	3,042	3,019	3,066	3,197	3,145	5,058	5,221	
10 Pembuatan produk makanan <i>Manufacture of food products</i>	11,261	11,643	2,874	2,855	2,901	3,013	2,964	4,780	4,924	
11 Pembuatan minuman <i>Manufacture of beverages</i>	573	615	151	149	149	166	164	250	270	
12 Pembuatan produk tembakau <i>Manufacture of tobacco products</i>	66	66	17	15	16	18	17	27	28	
2. Tekstil, pakaian, kulit dan kasut <i>Textiles, wearing apparel, leather and footwear</i>	2,013	2,047	515	506	501	525	525	856	871	
13 Pembuatan tekstil <i>Manufacture of textiles</i>	706	720	176	180	181	183	179	296	301	
14 Pembuatan pakaian <i>Manufacture of wearing apparel</i>	964	974	251	240	233	250	253	414	417	
15 Pembuatan produk kulit dan barangan berkaitan <i>Manufacture of leather and related products</i>	343	354	88	86	87	93	92	146	153	
3. Produk kayu, perabot, keluaran kertas dan percetakan <i>Wood products, furniture, paper products and printing</i>	9,927	10,169	2,565	2,514	2,508	2,582	2,606	4,247	4,320	
16 Pembuatan kayu dan produk kayu dan gabus, kecuali perabot; pembuatan bagi artikel jerami dan bahan-bahan anyaman <i>Manufacture of wood and products of wood and cork, except furniture; manufacture of articles of straw and plaiting materials</i>	2,710	2,795	694	689	701	711	713	1,156	1,186	
17 Pembuatan kertas dan produk kertas <i>Manufacture of paper and paper products</i>	2,148	2,162	554	526	529	553	556	904	911	
18 Percetakan dan penerbitan semula media rakaman <i>Printing and reproduction of recorded media</i>	2,382	2,497	623	636	613	626	638	1,046	1,072	
31 Pembuatan perabot <i>Manufacture of furniture</i>	2,687	2,716	694	664	665	693	700	1,141	1,151	
4. Petroleum, kimia, getah dan plastik <i>Petroleum, chemical, rubber and plastic</i>	21,375	21,485	5,345	5,261	5,369	5,510	5,426	8,846	8,952	
19 Pembuatan kok dan produk petroleum bertapis <i>Manufacture of coke and refined petroleum products</i>	2,502	2,526	682	571	597	675	692	1,055	1,072	
20 Pembuatan kimia dan produk kimia <i>Manufacture of chemicals and chemical products</i>	5,931	5,843	1,501	1,412	1,440	1,490	1,522	2,447	2,475	
21 Pembuatan produk farmasetikal asas, kimia perubatan dan botani <i>Manufacture of basic pharmaceutical products and pharmaceutical preparations</i>	804	811	191	198	204	218	193	324	329	
22 Pembuatan produk getah dan plastik <i>Manufacture of rubber and plastics products</i>	12,139	12,305	2,971	3,080	3,127	3,127	3,019	5,021	5,077	
5. Produk mineral bukan logam, logam asas dan produk logam yang direka <i>Non-metallic mineral products, basic metal and fabricated metal products</i>	14,916	15,604	3,947	3,873	3,835	3,949	4,058	6,541	6,728	
23 Pembuatan produk galian bukan logam lain <i>Manufacture of other non-metallic mineral products</i>	4,721	4,881	1,201	1,211	1,212	1,256	1,233	2,010	2,065	
24 Pembuatan logam asas <i>Manufacture of basic metals</i>	4,262	4,381	1,144	1,089	1,054	1,094	1,157	1,878	1,904	
25 Pembuatan produk logam, kecuali mesin dan kelengkapan <i>Manufacture of fabricated metal products, except machinery and equipment</i>	5,933	6,342	1,602	1,572	1,569	1,600	1,668	2,652	2,759	
6. Produk elektrik dan elektronik <i>Electrical and electronic products</i>	30,130	29,950	7,520	7,395	7,298	7,737	7,570	12,396	12,545	
26 Pembuatan komputer, produk elektronik dan optikal <i>Manufacture of computer, electronics and optical products</i>	21,732	21,586	5,415	5,367	5,214	5,590	5,440	8,947	9,044	
27 Pembuatan kelengkapan elektrik <i>Manufacture of electrical equipment</i>	3,948	3,946	975	975	1,007	990	985	1,612	1,638	
28 Pembuatan jentera dan peralatan t.t.t.l. <i>Manufacture of machinery and equipment n.e.c.</i>	4,451	4,418	1,130	1,053	1,077	1,158	1,146	1,836	1,862	
7. Kelengkapan pengangkutan dan pembuatan lain <i>Transport equipment and other manufactures</i>	7,528	7,689	1,889	1,932	1,897	1,971	1,937	3,183	3,260	
29 Pembuatan kenderaan bermotor, treler dan semi treler <i>Manufacture of motor vehicles, trailers and semi-trailers</i>	3,625	3,683	891	932	915	946	898	1,512	1,526	
30 Pembuatan kelengkapan pengangkutan lain <i>Manufacture of other transport equipment</i>	1,171	1,232	307	309	302	313	324	515	540	
32 Pembuatan lain <i>Other manufacturing</i>	1,325	1,354	329	333	338	354	350	551	584	
33 Pembaikan dan pemasangan jentera dan kelengkapan <i>Repair and installation of machinery and equipment</i>	1,407	1,420	362	359	342	357	365	604	611	
Pembuatan <i>Manufacturing</i>	Jumlah									
	Total	97,789	99,268	24,823	24,500	24,474	25,470	25,268	41,126	41,897

(RM Juta/Million)

2024						2025										
Jan.	Feb.	Mac	Apr.	Mei	Jun	Jul.	Ogo.	Sep.	Okt.	Nov.	Dis.	Jan.	Feb.	Mac	Apr.	Mei
1,046	1,002	994	1,006	1,009	1,003	1,016	1,014	1,036	1,035	1,041	1,121	1,075	1,042	1,029	1,038	1,038
989	947	938	950	956	949	962	960	979	977	980	1,055	1,013	982	968	979	981
51	50	50	51	49	49	49	49	51	52	55	59	56	54	55	54	52
6	6	6	5	5	5	5	5	5	6	5	7	6	6	6	5	5
177	168	170	170	171	166	166	165	170	169	174	183	179	173	173	173	173
60	57	59	59	61	60	60	60	61	60	61	62	61	58	59	60	62
87	82	82	82	81	77	78	76	79	78	82	89	86	83	84	83	81
30	29	29	29	29	29	28	29	30	30	31	32	31	31	30	31	30
859	857	850	837	845	832	836	834	837	845	851	885	871	872	863	853	860
234	231	230	231	231	227	235	232	234	235	236	240	239	238	236	238	236
184	186	183	176	174	175	174	175	179	183	181	188	185	187	184	178	177
204	210	209	209	214	213	210	206	197	200	207	219	209	216	213	214	220
237	229	228	221	226	217	217	220	227	227	227	239	238	232	230	223	228
1,778	1,756	1,810	1,764	1,738	1,760	1,771	1,800	1,798	1,810	1,809	1,890	1,807	1,786	1,833	1,778	1,748
216	216	250	188	185	198	194	195	208	219	212	244	219	219	253	192	187
493	497	510	490	456	467	475	486	479	482	484	523	498	507	518	495	457
66	62	63	68	65	65	67	69	68	70	68	79	67	62	63	69	67
1,003	981	987	1,017	1,033	1,030	1,036	1,049	1,043	1,039	1,044	1,044	1,023	997	998	1,022	1,037
1,337	1,303	1,307	1,294	1,299	1,280	1,270	1,274	1,290	1,287	1,288	1,374	1,372	1,343	1,343	1,338	1,332
406	393	402	403	405	403	403	402	407	412	417	427	415	404	414	416	416
391	377	376	371	363	355	350	348	357	350	352	392	394	384	379	378	368
540	532	530	520	530	522	518	524	527	524	520	555	563	555	550	544	547
2,527	2,523	2,470	2,396	2,480	2,519	2,433	2,399	2,466	2,495	2,493	2,749	2,534	2,542	2,494	2,463	2,511
1,810	1,821	1,784	1,736	1,797	1,835	1,739	1,707	1,768	1,792	1,801	1,996	1,811	1,829	1,799	1,785	1,819
330	323	321	303	334	337	339	336	331	328	317	344	334	327	324	315	338
386	380	365	356	349	347	355	356	366	375	375	408	389	386	370	363	354
627	633	629	646	649	638	631	633	634	641	642	689	641	651	644	662	661
298	302	290	309	313	310	303	307	305	308	304	334	299	305	293	314	314
100	101	107	103	105	102	102	99	102	104	104	106	107	107	111	107	109
108	109	111	111	112	110	112	113	113	114	115	125	115	117	118	117	117
120	121	121	123	120	116	114	114	114	115	119	124	120	122	122	124	121
8,350	8,243	8,230	8,112	8,191	8,198	8,124	8,119	8,231	8,282	8,298	8,890	8,479	8,410	8,379	8,306	8,324

Jadual **1.3b** : Gaji dan Upah yang Dibayar Sektor Pembuatan Mengikut Subsektor: Perubahan Peratusan Tahunan
 Table **1.3b** : Salaries and Wages Paid of Manufacturing Sector by Sub-sector: Annual Percentage Change

Subsektor Sub-sector	2023	2024	2024				2025		2024
			Q1	Q2	Q3	Q4	Q1	(Jan. - Mei)	
1. Makanan, minuman dan tembakau <i>Food, beverages and tobacco</i>	7.9	3.6	4.5	3.8	3.4	2.6	3.4	4.3	
10 Pembuatan produk makanan <i>Manufacture of food products</i>	7.9	3.4	4.4	3.6	3.2	2.4	3.1	4.2	
11 Pembuatan minuman <i>Manufacture of beverages</i>	7.7	7.3	6.7	7.2	7.4	7.9	8.9	6.7	
12 Pembuatan produk tembakau <i>Manufacture of tobacco products</i>	4.8	-0.6	-3.5	-1.4	2.2	0.7	0.5	-3.2	
2. Tekstil, pakaian, kulit dan kasut <i>Textiles, wearing apparel, leather and footwear</i>	5.4	1.7	2.4	2.0	1.7	0.8	1.9	2.3	
13 Pembuatan tekstil <i>Manufacture of textiles</i>	5.0	1.9	2.3	2.4	1.6	1.5	1.8	2.3	
14 Pembuatan pakaian <i>Manufacture of wearing apparel</i>	5.6	1.0	2.8	1.6	0.9	-1.1	0.8	2.4	
15 Pembuatan produk kulit dan barangan berkaitan <i>Manufacture of leather and related products</i>	6.0	3.3	1.6	2.1	4.3	4.9	5.2	1.8	
3. Produk kayu, perabot, keluaran kertas dan percetakan <i>Wood products, furniture, paper products and printing</i>	4.7	2.4	2.5	3.0	2.5	1.8	1.6	2.7	
16 Pembuatan kayu dan produk kayu dan gabus, kecuali perabot; pembuatan bagi artikel jerami dan bahan-bahan anyaman <i>Manufacture of wood and products of wood and cork, except furniture; manufacture of articles of straw and plaiting materials</i>	4.9	3.1	2.5	4.0	3.5	2.5	2.6	3.0	
17 Pembuatan kertas dan produk kertas <i>Manufacture of paper and paper products</i>	2.3	0.6	1.1	0.4	0.5	0.5	0.4	0.8	
18 Percetakan dan penerbitan semula media rakaman <i>Printing and reproduction of recorded media</i>	6.3	4.8	4.9	5.9	5.0	3.5	2.4	5.2	
31 Pembuatan perabot <i>Manufacture of furniture</i>	5.1	1.1	1.7	1.4	0.7	0.6	0.9	1.6	
4. Petroleum, kimia, getah dan plastik <i>Petroleum, chemical, rubber and plastic</i>	1.9	0.5	-0.2	-0.5	0.8	1.9	1.5	-0.3	
19 Pembuatan kok dan produk petroleum bertapis <i>Manufacture of coke and refined petroleum products</i>	5.9	0.9	0.8	0.2	0.9	1.8	1.5	0.4	
20 Pembuatan kimia dan produk kimia <i>Manufacture of chemicals and chemical products</i>	1.7	-1.5	-3.2	-3.1	-0.6	1.1	1.4	-3.1	
21 Pembuatan produk farmaseutikal asas, kimia perubatan dan botani <i>Manufacture of basic pharmaceutical products and pharmaceutical preparations</i>	1.9	0.9	1.4	0.6	0.3	1.3	0.9	1.0	
22 Pembuatan produk getah dan plastik <i>Manufacture of rubber and plastics products</i>	1.3	1.4	1.1	0.6	1.4	2.3	1.6	0.8	
5. Produk mineral bukan logam, logam asas dan produk logam yang direka <i>Non-metallic mineral products, basic metal and fabricated metal products</i>	3.5	4.6	4.8	5.7	5.0	3.0	2.8	5.3	
23 Pembuatan produk galian bukan logam lain <i>Manufacture of other non-metallic mineral products</i>	2.5	3.4	5.0	4.4	2.5	1.8	2.6	5.0	
24 Pembuatan logam asas <i>Manufacture of basic metals</i>	1.9	2.8	1.5	3.0	4.2	2.7	1.2	2.1	
25 Pembuatan produk logam, kecuali mesin dan kelengkapan <i>Manufacture of fabricated metal products, except machinery and equipment</i>	5.5	6.9	7.2	8.8	7.6	4.1	4.1	7.8	
6. Produk elektrik dan elektronik <i>Electrical and electronic products</i>	2.3	-0.6	-1.3	-1.2	-0.5	0.5	0.7	-1.6	
26 Pembuatan komputer, produk elektronik dan optikal <i>Manufacture of computer, electronics and optical products</i>	3.1	-0.7	-0.9	-1.5	-0.6	0.3	0.5	-1.6	
27 Pembuatan kelengkapan elektrik <i>Manufacture of electrical equipment</i>	0.2	-0.04	-3.1	2.0	0.4	0.7	1.0	-1.1	
28 Pembuatan jentera dan peralatan t.t.t.l. <i>Manufacture of machinery and equipment n.e.c.</i>	0.6	-0.7	-1.5	-2.5	-0.7	1.6	1.4	-1.9	
7. Kelengkapan pengangkutan dan pembuatan lain <i>Transport equipment and other manufactures</i>	3.3	2.1	1.4	2.4	2.6	2.1	2.6	1.9	
29 Pembuatan kenderaan bermotor, treler dan semi treler <i>Manufacture of motor vehicles, trailers and semi-trailers</i>	2.8	1.6	1.4	2.0	1.9	1.1	0.8	1.8	
30 Pembuatan kelengkapan pengangkutan lain <i>Manufacture of other transport equipment</i>	2.5	5.2	3.7	5.2	6.1	6.1	5.5	4.1	
32 Pembuatan lain <i>Other manufacturing</i>	1.9	2.2	0.1	2.8	3.1	2.8	6.4	1.2	
33 Pembaikan dan pemasangan jentera dan kelengkapan <i>Repair and installation of machinery and equipment</i>	6.7	0.9	0.9	0.9	1.1	0.8	0.8	0.8	
Pembuatan	Jumlah Total	3.5	1.5	1.2	1.4	1.7	1.7	1.8	1.2

(%)

2025 (Jan. - Mei)	2024												2025				
	Jan.	Feb.	Mac.	Apr.	Mei.	Jun.	Jul.	Ogo.	Sep.	Okt.	Nov.	Dis.	Jan.	Feb.	Mac.	Apr.	Mei.
3.2	6.9	3.1	3.3	4.4	3.7	3.2	3.9	3.7	2.6	2.2	2.7	3.0	2.8	3.9	3.5	3.2	2.9
3.0	6.9	3.0	3.2	4.3	3.6	3.0	3.7	3.5	2.5	2.0	2.4	2.7	2.5	3.7	3.2	3.0	2.7
7.8	6.6	6.4	7.1	7.3	6.1	8.3	8.1	8.3	6.0	6.3	8.4	9.0	8.6	8.8	9.1	6.0	6.3
1.8	-0.9	-5.8	-3.8	-2.6	-2.9	1.4	2.9	2.6	1.1	0.7	0.5	0.9	0.7	0.6	0.3	4.2	3.7
1.8	2.3	2.4	2.5	2.1	2.0	1.8	2.3	1.3	1.5	1.2	0.3	1.0	1.1	2.6	2.0	2.0	1.5
1.6	2.6	1.9	2.2	2.3	2.6	2.3	2.7	0.9	1.2	1.0	1.2	2.2	2.1	1.9	1.2	1.6	1.1
0.8	2.2	3.0	3.4	2.0	1.6	1.2	1.5	0.5	0.6	0.3	-2.1	-1.4	-1.0	2.0	1.4	1.0	0.7
5.2	2.3	1.7	0.9	2.2	1.9	2.1	4.2	4.3	4.5	3.8	5.3	5.6	5.1	5.4	5.1	5.9	4.3
1.7	1.9	3.0	2.7	3.2	2.7	3.0	3.4	2.3	1.7	1.8	1.9	1.7	1.5	1.8	1.5	1.9	1.8
2.6	3.5	1.5	2.5	4.0	3.8	4.1	4.8	2.8	2.9	2.3	2.4	2.9	2.3	3.0	2.6	3.0	2.1
0.8	2.3	0.3	0.8	0.4	0.3	0.6	1.0	0.4	0.1	0.5	0.7	0.4	0.3	0.5	0.3	1.5	1.3
2.5	0.1	8.9	5.8	6.3	5.2	6.3	7.1	4.8	2.9	3.6	4.4	2.5	2.4	2.6	2.3	2.5	2.9
0.8	1.5	1.7	1.9	2.0	1.2	0.8	0.3	1.0	0.7	0.6	0.3	0.9	0.8	1.0	0.8	0.5	0.9
1.2	0.4	0.2	-1.2	-0.6	-0.5	-0.2	0.2	1.0	1.2	1.6	2.1	2.0	1.6	1.7	1.3	0.8	0.6
1.6	0.1	1.8	0.6	0.4	-1.1	1.2	1.9	0.5	0.2	1.1	2.6	1.7	1.8	1.5	1.2	1.8	1.5
1.1	-3.1	-2.8	-3.8	-2.4	-3.4	-3.6	-2.9	0.8	0.5	0.4	1.4	1.6	0.9	1.9	1.5	0.9	0.4
1.6	1.4	0.8	1.9	0.7	0.3	0.9	0.3	0.5	0.2	0.5	1.6	1.9	1.4	0.8	0.5	1.8	3.4
1.1	2.3	1.4	-0.4	-0.1	0.8	1.0	1.4	1.2	1.8	2.3	2.5	2.3	1.9	1.7	1.2	0.5	0.4
2.9	5.1	4.4	5.0	6.7	5.1	5.3	5.5	5.4	4.1	3.5	3.1	2.4	2.6	3.1	2.8	3.4	2.5
2.8	3.5	5.5	6.1	6.5	3.5	3.2	3.6	3.1	0.8	2.2	2.1	1.3	2.1	2.7	3.0	3.2	2.7
1.3	2.3	0.7	1.4	4.1	2.1	2.8	4.1	4.1	4.5	2.5	2.7	2.9	0.8	1.8	1.0	1.9	1.3
4.0	8.5	6.3	6.9	8.8	8.6	8.9	8.1	8.2	6.6	5.2	4.1	3.0	4.2	4.3	3.8	4.5	3.2
1.2	-0.1	-1.8	-1.9	-2.7	-1.5	0.7	1.4	-1.6	-1.3	0.4	0.6	0.6	0.3	0.8	1.0	2.8	1.3
1.1	0.9	-1.5	-2.0	-3.6	-1.9	1.1	1.6	-1.8	-1.6	0.3	0.4	0.2	0.1	0.5	0.9	2.8	1.3
1.6	-3.6	-4.0	-1.8	1.8	2.4	1.7	1.9	-0.1	-0.5	0.5	0.2	1.4	1.0	1.2	0.9	3.9	1.2
1.4	-1.7	-1.3	-1.6	-1.7	-3.0	-2.7	0.2	-1.9	-0.3	1.2	1.8	1.9	0.8	1.8	1.5	1.9	1.3
2.4	1.6	1.4	1.3	3.1	2.1	2.2	2.8	2.7	2.2	2.4	2.2	1.7	2.4	2.9	2.4	2.6	1.9
0.9	2.4	1.6	0.3	2.8	2.1	1.2	1.9	2.2	1.5	1.9	0.8	0.6	0.3	1.2	1.0	1.7	0.4
4.9	4.4	3.1	3.5	4.6	5.0	6.0	6.4	5.8	6.0	5.5	6.3	6.4	6.7	5.8	4.0	3.9	4.4
5.8	-2.3	0.3	2.3	4.9	1.1	2.4	4.3	2.8	2.1	2.5	3.6	2.3	6.5	6.7	6.0	5.6	4.4
1.0	0.9	0.7	1.0	0.8	0.7	1.4	1.0	1.5	0.8	1.2	0.8	0.4	0.2	1.4	0.9	1.2	1.4
1.9	2.0	1.0	0.7	1.2	1.1	1.8	2.4	1.5	1.2	1.7	1.8	1.7	1.5	2.0	1.8	2.4	1.6

Jadual **1.3c** : Gaji dan Upah yang Dibayar Sektor Pembuatan Mengikut Subsektor: Perubahan Peratusan Bulanan/Suku Tahunan
 Table **1.3c** : Salaries and Wages Paid of Manufacturing Sector by Sub-sector: Monthly/Quarterly Percentage Change

Subsektor Sub-sector	2024				2025	
	Q1	Q2	Q3	Q4	Q1	
1. Makanan, minuman dan tembakau <i>Food, beverages and tobacco</i>	-2.3	-0.8	1.6	4.3	-1.6	
10 Pembuatan produk makanan <i>Manufacture of food products</i>	-2.4	-0.7	1.6	3.9	-1.6	
11 Pembuatan minuman <i>Manufacture of beverages</i>	-1.9	-1.4	0.4	11.1	-1.0	
12 Pembuatan produk tembakau <i>Manufacture of tobacco products</i>	-4.4	-9.6	0.9	15.4	-4.6	
2. Tekstil, pakaian, kulit dan kasut <i>Textiles, wearing apparel, leather and footwear</i>	-1.1	-1.9	-1.0	4.9	-0.1	
13 Pembuatan tekstil <i>Manufacture of textiles</i>	-2.5	2.2	0.5	1.3	-2.2	
14 Pembuatan pakaian <i>Manufacture of wearing apparel</i>	-0.3	-4.8	-2.6	7.0	1.6	
15 Pembuatan produk kulit dan barangan berkaitan <i>Manufacture of leather and related products</i>	-0.6	-1.7	0.6	6.8	-0.4	
3. Produk kayu, perabot, keluaran kertas dan percetakan <i>Wood products, furniture, paper products and printing</i>	1.1	-2.0	-0.3	2.9	1.0	
16 Pembuatan kayu dan produk kayu dan gabus, kecuali perabot; pembuatan bagi artikel jerami dan bahan-bahan anyaman <i>Manufacture of wood and products of wood and cork, except furniture; manufacture of articles of straw and plaiting materials</i>	0.2	-0.8	1.8	1.3	0.3	
17 Pembuatan kertas dan produk kertas <i>Manufacture of paper and paper products</i>	0.8	-5.1	0.7	4.4	0.6	
18 Percetakan dan penerbitan semula media rakaman <i>Printing and reproduction of recorded media</i>	3.0	2.1	-3.6	2.1	2.0	
31 Pembuatan perabot <i>Manufacture of furniture</i>	0.8	-4.3	0.1	4.2	1.0	
4. Petroleum, kimia, getah dan plastik <i>Petroleum, chemical, rubber and plastic</i>	-1.1	-1.6	2.1	2.6	-1.5	
19 Pembuatan kok dan produk petroleum bertapis <i>Manufacture of coke and refined petroleum products</i>	2.8	-16.4	4.7	13.0	2.5	
20 Pembuatan kimia dan produk kimia <i>Manufacture of chemicals and chemical products</i>	1.9	-5.9	1.9	3.5	2.2	
21 Pembuatan produk farmaseutikal asas, kimia perubatan dan botani <i>Manufacture of basic pharmaceutical products and pharmaceutical preparations</i>	-11.2	3.8	3.2	6.5	-11.5	
22 Pembuatan produk getah dan plastik <i>Manufacture of rubber and plastics products</i>	-2.8	3.7	1.5	-0.01	-3.46	
5. Produk mineral bukan logam, logam asas dan produk logam yang direka <i>Non-metallic mineral products, basic metal and fabricated metal products</i>	2.9	-1.9	-1.0	3.0	2.8	
23 Pembuatan produk galian bukan logam lain <i>Manufacture of other non-metallic mineral products</i>	-2.6	0.8	0.1	3.6	-1.8	
24 Pembuatan logam asas <i>Manufacture of basic metals</i>	7.4	-4.8	-3.3	3.8	5.8	
25 Pembuatan produk logam, kecuali mesin dan kelengkapan <i>Manufacture of fabricated metal products, except machinery and equipment</i>	4.2	-1.9	-0.2	2.0	4.3	
6. Produk elektrik dan elektronik <i>Electrical and electronic products</i>	-2.3	-1.7	-1.3	6.0	-2.2	
26 Pembuatan komputer, produk elektronik dan optikal <i>Manufacture of computer, electronics and optical products</i>	-2.8	-0.9	-2.8	7.2	-2.7	
27 Pembuatan kelengkapan elektrik <i>Manufacture of electrical equipment</i>	-0.8	-0.01	3.3	-1.7	-0.5	
28 Pembuatan jentera dan peralatan t.t.t.l. <i>Manufacture of machinery and equipment n.e.c.</i>	-0.8	-6.9	2.3	7.5	-1.0	
7. Kelengkapan pengangkutan dan pembuatan lain <i>Transport equipment and other manufactures</i>	-2.2	2.3	-1.8	3.9	-1.7	
29 Pembuatan kenderaan bermotor, treler dan semi treler <i>Manufacture of motor vehicles, trailers and semi-trailers</i>	-4.8	4.6	-1.8	3.4	-5.1	
30 Pembuatan kelengkapan pengangkutan lain <i>Manufacture of other transport equipment</i>	4.2	0.5	-2.1	3.5	3.6	
32 Pembuatan lain <i>Other manufacturing</i>	-4.7	1.2	1.6	4.9	-1.3	
33 Pembaikan dan pemasangan jentera dan kelengkapan <i>Repair and installation of machinery and equipment</i>	2.1	-0.9	-4.7	4.5	2.1	
Pembuatan	Jumlah Total	-0.9	-1.3	-0.1	4.1	-0.8

(%)

2024												2025				
Jan.	Feb.	Mac	Apr.	Mei	Jun	Jul.	Ogo.	Sep.	Okt.	Nov.	Dis.	Jan.	Feb.	Mac	Apr.	Mei
-4.0	-4.1	-0.9	1.2	0.3	-0.6	1.3	-0.2	2.2	-0.1	0.6	7.7	-4.1	-3.1	-1.3	0.9	0.02
-3.8	-4.2	-0.9	1.3	0.6	-0.7	1.4	-0.2	2.0	-0.2	0.3	7.6	-4.0	-3.1	-1.4	1.1	0.3
-5.2	-2.8	0.4	1.8	-4.4	1.3	-0.9	0.5	4.9	0.6	6.9	6.3	-5.5	-2.6	0.7	-1.1	-4.1
-18.2	1.8	-1.6	-9.4	-1.6	3.9	-0.7	-4.1	7.2	3.2	-0.9	27.2	-18.3	1.6	-1.8	-5.9	-2.0
-2.1	-5.0	0.9	-0.1	0.5	-3.0	0.3	-0.9	3.3	-0.6	2.7	5.3	-2.0	-3.6	0.3	-0.1	0.0
-1.0	-4.8	2.2	0.9	3.1	-1.5	0.5	-0.6	1.3	-0.5	0.6	2.3	-1.0	-5.1	1.5	1.2	2.7
-3.2	-6.5	0.9	-0.8	-1.3	-4.6	0.9	-2.0	4.1	-1.1	4.7	8.4	-2.8	-3.6	0.2	-1.2	-1.5
-1.3	-0.8	-1.4	-0.2	0.3	-1.6	-1.4	1.8	5.5	0.5	1.6	2.7	-1.7	-0.5	-1.7	0.5	-1.1
-1.4	-0.2	-0.8	-1.5	1.0	-1.6	0.5	-0.2	0.3	0.9	0.8	4.0	-1.6	0.1	-1.1	-1.1	0.9
0.2	-1.1	-0.5	0.5	0.004	-1.7	3.6	-1.2	0.7	0.4	0.5	1.7	-0.4	-0.5	-1.0	0.9	-0.9
-1.7	1.0	-1.6	-4.1	-0.8	0.6	-0.6	0.6	2.2	2.2	-1.2	4.0	-1.8	1.2	-1.7	-3.0	-1.0
-4.3	3.1	-0.8	0.1	2.4	-0.4	-1.7	-1.5	-4.7	1.5	3.7	5.4	-4.5	3.3	-1.0	0.4	2.8
0.002	-3.1	-0.5	-2.9	2.1	-4.2	0.2	1.5	3.2	-0.1	0.01	5.1	-0.1	-2.9	-0.7	-3.2	2.4
-4.1	-1.2	3.1	-2.6	-1.5	1.2	0.7	1.6	-0.1	0.7	-0.1	4.5	-4.4	-1.1	2.6	-3.0	-1.7
-10.1	0.2	15.8	-24.8	-1.9	7.0	-1.9	0.8	6.6	5.2	-3.0	14.9	-10.0	0.0	15.5	-24.3	-2.3
-4.3	0.9	2.6	-3.9	-7.1	2.4	1.8	2.4	-1.6	0.7	0.5	8.1	-5.0	1.9	2.2	-4.5	-7.5
-15.1	-6.1	1.7	8.4	-5.3	0.9	2.2	4.1	-1.6	2.7	-2.5	15.7	-15.5	-6.6	1.3	9.8	-3.7
-1.7	-2.2	0.6	3.0	1.6	-0.3	0.6	1.3	-0.6	-0.3	0.4	-0.02	-2.0	-2.5	0.1	2.4	1.4
-0.3	-2.6	0.3	-1.0	0.3	-1.5	-0.7	0.3	1.3	-0.2	0.1	6.6	-0.1	-2.1	-0.02	-0.4	-0.5
-3.6	-3.3	2.3	0.3	0.6	-0.7	0.1	-0.2	1.2	1.3	1.0	2.4	-2.8	-2.7	2.6	0.5	0.1
2.8	-3.5	-0.5	-1.2	-2.1	-2.2	-1.6	-0.5	2.5	-1.8	0.4	11.4	0.6	-2.5	-1.3	-0.3	-2.7
0.2	-1.4	-0.5	-1.7	1.9	-1.6	-0.7	1.2	0.5	-0.4	-0.8	6.8	1.4	-1.4	-1.0	-1.1	0.7
-7.6	-0.1	-2.1	-3.0	3.5	1.6	-3.4	-1.4	2.8	1.2	-0.1	10.3	-7.8	0.3	-1.9	-1.2	1.9
-9.2	0.6	-2.0	-2.7	3.5	2.1	-5.2	-1.9	3.6	1.4	0.5	10.9	-9.3	1.0	-1.6	-0.8	1.9
-2.7	-2.1	-0.6	-5.5	10.0	1.1	0.4	-0.8	-1.5	-1.0	-3.4	8.7	-3.2	-1.9	-1.0	-2.7	7.2
-3.5	-1.7	-3.9	-2.2	-2.0	-0.6	2.2	0.4	2.7	2.4	0.1	8.7	-4.5	-0.8	-4.2	-1.9	-2.6
-7.4	0.9	-0.5	2.6	0.5	-1.6	-1.2	0.3	0.2	1.0	0.1	7.3	-6.8	1.5	-1.0	2.8	-0.2
-10.0	1.1	-3.8	6.4	1.2	-0.9	-2.3	1.4	-0.5	0.9	-1.4	9.8	-10.3	2.0	-4.0	7.1	-0.1
0.6	0.7	5.9	-3.8	1.8	-2.6	-0.2	-2.8	3.2	1.6	0.0	2.0	0.9	-0.1	4.1	-3.9	2.4
-11.6	1.1	2.0	-0.3	0.5	-1.4	2.0	0.3	0.3	1.0	0.9	8.6	-8.0	1.4	1.3	-0.7	-0.6
-2.8	0.6	0.1	1.5	-2.4	-3.0	-1.9	0.2	-0.5	0.9	3.5	4.6	-3.0	1.8	-0.3	1.8	-2.3
-4.5	-1.3	-0.2	-1.4	1.0	0.1	-0.9	-0.1	1.4	0.6	0.2	7.1	-4.6	-0.8	-0.4	-0.9	0.2

Jadual **1.4a** : Nilai Jualan Sektor Pembuatan Mengikut Kumpulan
 Table : Sales Value of Manufacturing Sector by Group

Kod Kumpulan Group code	Keterangan Kumpulan/Tempoh	2023	2024	2024	
				Q1	Q2
101	Pemprosesan dan pengawetan daging	9,315	9,950	2,401	2,478
102	Pemprosesan dan pengawetan ikan, krustasea dan moluska	6,056	6,001	1,496	1,498
	10201 Pengetinan ikan, krustasea dan moluska	5,670	5,575	1,391	1,392
	10202 Pemprosesan dan pengawetan ikan, krustasea dan moluska Industri lain	386	426	105	106
103	Pemprosesan dan pengawetan buah-buahan dan sayur - sayuran	2,368	2,625	640	664
	10303 Pengetinan nanas	564	637	154	157
	10304 Pembuatan jem, marmalad dan sajian jeli Industri lain	1,804	1,988	486	507
104	Pembuatan minyak dan lemak daripada sayuran dan haiwan	168,839	186,675	39,213	43,322
	10404 Pembuatan minyak sayuran mentah dan bertapis	20,650	21,020	5,065	4,709
	10406 Pembuatan sebatian lemak masakan	1,231	1,653	369	371
	10405 Pembuatan minyak kelapa Industri lain	146,958	164,002	33,779	38,243
105	Pembuatan produk tenusu	12,107	11,884	2,855	2,912
	10502 Pembuatan susu pekat, tepung dan sejat Industri lain	11,271	10,781	2,621	2,641
		836	1,104	234	272
106	Pembuatan produk bijian, kanji dan produk berkanji	11,151	12,383	2,927	3,103
	10611 Pengilangan beras	5,367	6,000	1,382	1,527
	10613 Pengilangan tepung Industri lain	5,460	6,038	1,455	1,485
		324	345	89	91
107	Pembuatan produk makanan lain	63,250	71,016	16,626	17,557
	10711 Pembuatan biskut dan cookies	4,043	4,658	1,075	1,127
	10712 Pembuatan roti, kek dan produk bakeri lain	13,821	14,929	3,430	3,628
	10713 Pembuatan produk snek	3,309	4,201	988	1,091
	10721 Pembuatan gula	6,114	7,018	1,626	1,731
	10731 Pembuatan produk koko	3,612	5,556	1,109	1,346
	10732 Pembuatan coklat dan produk coklat				
	10733 Pembuatan konfeksi gula	13,784	14,718	3,540	3,720
	10793 Pembuatan sos dan bahan perasa	2,437	2,763	666	706
	10799 Pembuatan produk makanan lain t.t.t.l. Industri lain	6,636	6,855	1,680	1,609
		9,493	10,319	2,513	2,598
108/10800	Pembuatan makanan haiwan tersedia	19,358	19,231	4,704	4,944
110	Pembuatan minuman ringan	13,055	14,226	3,399	3,387
	11041 Pembuatan minuman ringan	7,141	8,110	1,885	1,889
	11042 Pengeluaran air mineral semulajadi dan minuman lain yang dibotolkan Industri lain	1,400	1,449	341	345
		4,514	4,667	1,174	1,153
120/12000	Pembuatan produk tembakau	4,010	4,345	1,307	1,114
131	Pemintalan, penenunan dan penyiapan tekstil	5,716	5,874	1,480	1,587
	13110 Penyediaan dan pemintalan gentian tekstil				
	13120 Penenunan tekstil	4,266	4,251	1,077	1,152
	13132 Pewarnaan, pelunturan, percetakan dan penyiapan akhir benang dan fabrik Industri lain	1,413	1,592	395	428
		37	32	9	7
139	Pembuatan tekstil lain	5,688	6,377	1,637	1,577
	13910 Pembuatan fabrik dikait dan dikrusye Industri lain	2,264	2,397	617	603
		3,424	3,980	1,020	974
141	Pembuatan pakaian, kecuali pakaian berbulu	9,388	9,634	2,506	2,312
	14102 Pembuatan pakaian Industri lain	8,293	8,329	2,186	1,999
		1,095	1,305	321	313
142 & 143	Pembuatan artikel daripada kulit bulu dan pakaian yang dikait dan dikrusye	485	542	149	127
151 (15110 & 15120)	Penyamakan dan pembersihan kulit, pembuatan bagasi, beg tangan, pelana dan abah-abah pembersihan dan pewarnaan bulu	1,997	2,190	541	451
152	Pembuatan kasut	879	843	230	209
	15201 Pembuatan kasut kulit	578	579	156	138
	15203 Pembuatan kasut getah Industri lain	301	264	74	72
161/16100	Pengilangan dan pengetaman kayu	6,495	5,999	1,798	1,307

		2025	2024	2025	Group Description/Period
Q3	Q4	Q1	(Jan. - Mei)	(Jan. - Mei)	
2,479	2,592	2,318	4,068	3,740	Processing and preserving of meat
1,492	1,515	1,576	2,497	2,662	Processing and preserving of fish, crustaceans and molluscs
1,385	1,406	1,456	2,324	2,456	Canning of fish, crustaceans and molluscs
106	109	121	173	206	Processing, curing and preserving of fish, crustacean and molluscs
659	662	651	1,084	1,086	Other industry
159	167	134	258	217	Processing and preserving of fruits and vegetable
499	496	517	826	869	Pineapple canning
49,828	54,312	44,816	67,692	77,304	Manufacture of jams, marmalades and table jellies
5,468	5,779	5,968	8,075	10,092	Other industry
440	473	459	606	746	Manufacture of vegetable and animal oils and fats
43,921	48,060	38,389	59,011	66,466	Manufacture of crude and refined vegetable oil
2,983	3,134	3,102	4,831	5,218	Manufacture of compound cooking fats
2,678	2,841	2,808	4,422	4,704	Manufacture of coconut oil
305	293	294	409	514	Other industry
3,150	3,204	3,267	4,997	5,636	Manufacture of dairy products
1,557	1,532	1,568	2,410	2,725	Manufacture of condensed, powdered and evaporated milk
1,510	1,589	1,614	2,438	2,769	Other industry
83	83	85	150	142	Manufacture of grain mill products, starches and starch products
17,918	18,915	19,259	28,403	32,714	Manufacture of other food products
1,198	1,257	1,121	1,825	1,905	Manufacture of biscuits and cookies
3,851	4,019	4,320	5,869	7,321	Manufacture of bread, cakes and other bakery products
1,050	1,072	988	1,720	1,653	Manufacture of snack products
1,778	1,883	1,794	2,791	3,089	Manufacture of sugar
1,419	1,682	1,669	1,986	2,752	Manufacture of cocoa products
3,633	3,826	4,011	6,075	6,978	Manufacture of chocolate and chocolate products
668	722	693	1,134	1,182	Manufacture of sugar confectionery
1,717	1,848	1,942	2,764	3,255	Manufacture of sauces and condiments
2,603	2,604	2,723	4,238	4,578	Manufacture of other food products n.e.c.
4,845	4,737	4,750	8,047	8,440	Other industry
3,592	3,849	3,734	5,709	6,182	Manufacture of prepared animal feeds
2,098	2,238	2,127	3,171	3,523	Manufacture of beverages
373	391	414	574	692	Manufacture of soft drinks
1,120	1,219	1,193	1,963	1,968	Production of natural mineral waters and other bottled waters
885	1,039	1,313	2,116	2,109	Other industry
1,423	1,384	1,432	2,548	2,475	Manufacture of tobacco products
1,023	999	1,050	1,852	1,803	Spinning, weaving and finishing of textiles
392	377	372	683	656	Preparation and spinning of textile fibres
8	8	9	14	16	Weaving of textiles
1,558	1,605	1,546	2,683	2,569	Dyeing, bleaching, printing and finishing of yarns and fabrics
602	576	608	1,018	1,025	Other industry
957	1,029	938	1,665	1,544	Manufacture of other textiles
2,399	2,417	2,572	4,090	4,158	Manufacture of knitted and crocheted fabrics
2,069	2,075	2,229	3,562	3,597	Other industry
330	342	343	528	562	Manufacture of wearing apparel, except fur apparel
131	134	143	238	224	Manufacture of clothings
526	672	615	851	958	Other industry
196	207	208	371	357	Manufacture of articles of fur, knitted and crocheted apparel
137	149	148	247	251	Tanning and dressing of leather; manufacture of luggage, handbags, saddlery and harness; dressing and dyeing of fur
60	59	60	124	106	Manufacture of footwear
1,342	1,552	1,703	2,762	2,645	Manufacture of leather footwear
					Manufacture of rubber footwear
					Other industry
					Sawmilling and planning of wood

Jadual
Table **1.4a** : Nilai Jualan Sektor Pembuatan Mengikut Kumpulan (samb.)
: Sales Value of Manufacturing Sector by Group (cont.)

Kod Kumpulan Group code	Keterangan Kumpulan/Tempoh	2024							
		Jan.	Feb.	Mac	Apr.	Mei	Jun	Jul.	Ogo.
101	Pemprosesan dan pengawetan daging	789	810	803	823	843	811	808	824
102	Pemprosesan dan pengawetan ikan, krustasea dan moluska	531	474	491	495	506	497	494	495
	10201 & Pengetinan ikan, krustasea dan moluska	495	439	458	463	470	459	459	458
	10202 Pemprosesan dan pengawetan ikan, krustasea dan moluska Industri lain	36	35	34	32	37	37	35	37
103	Pemprosesan dan pengawetan buah-buahan dansayur - sayuran	221	206	214	218	226	220	222	218
	10303 & Pengetinan nanas	52	49	53	51	54	53	53	51
	10304 Pembuatan jem, marmalad dan sajian jeli Industri lain	169	156	161	167	173	167	169	167
104	Pembuatan minyak dan lemak daripada sayuran dan haiwan	15,661	11,973	11,579	13,939	14,540	14,843	15,891	17,241
	10404 & Pembuatan minyak sayuran mentah dan bertapis	1,836	1,604	1,625	1,461	1,550	1,698	1,716	1,843
	10406 Pembuatan sebatian lemak masakan	120	127	122	108	129	134	152	142
	10405 Pembuatan minyak kelapa Industri lain	13,705	10,243	9,832	12,371	12,861	13,010	14,023	15,256
105	Pembuatan produk tenusu	927	932	995	979	998	936	950	1,034
	10502 Pembuatan susu pekat, tepung dan sejat Industri lain	845	856	919	899	902	840	852	933
		82	76	76	80	96	96	98	101
106	Pembuatan produk bijian, kanji dan produk berkanji	981	917	1,029	1,013	1,058	1,032	1,012	1,051
	10611 Pengilangan beras	450	424	509	502	526	500	502	517
	10613 Pengilangan tepung Industri lain	501	465	490	480	502	502	483	507
		30	28	31	31	30	30	28	28
107	Pembuatan produk makanan lain	5,573	5,383	5,670	5,714	6,063	5,780	5,775	6,021
	10711 Pembuatan biskut dan cookies	368	334	373	372	378	377	401	394
	10712 Pembuatan roti, kek dan produk bakeri lain	1,173	1,103	1,155	1,203	1,236	1,189	1,221	1,304
	10713 Pembuatan produk snek	339	300	349	349	384	359	361	345
	10721 Pembuatan gula	535	539	552	554	611	566	569	587
	10731 Pembuatan produk koko	370	375	364	386	491	469	445	503
	10732 Pembuatan coklat dan produk coklat &	1,143	1,148	1,248	1,232	1,303	1,184	1,170	1,240
	10733 Pembuatan konfeksi gula								
	10793 Pembuatan sos dan bahan perasa	225	219	222	232	236	238	212	220
	10799 Pembuatan produk makanan lain t.t.t.l. Industri lain	577	555	548	540	544	525	520	572
		843	812	858	845	880	872	877	857
108/ 10800	Pembuatan makanan haiwan tersedia	1,538	1,521	1,646	1,632	1,711	1,602	1,645	1,641
110	Pembuatan minuman ringan	1,115	1,091	1,193	1,196	1,113	1,077	1,164	1,234
	11041 Pembuatan minuman ringan	628	592	665	680	606	602	690	711
	11042 Pengeluaran air mineral semulajadi dan minuman lain yang dibotolkan Industri lain	109	114	118	120	113	112	124	126
		379	384	411	396	393	364	350	397
120/ 12000	Pembuatan produk tembakau	410	407	490	399	411	305	308	304
131	Pemintalan, penenunan dan penyiapan tekstil	519	476	485	508	560	519	505	506
	13110 & Penyediaan dan pemintalan gentian tekstil	375	341	361	379	396	377	368	363
	13120 Penenunan tekstil								
	13132 Pewarnaan, pelunturan, percetakan dan penyiapan akhir benang dan fabrik Industri lain	141	132	121	126	162	139	134	140
		3	3	2	2	2	2	3	3
139	Pembuatan tekstil lain	552	542	544	519	527	531	525	526
	13910 Pembuatan fabrik dikait dan dikrusye Industri lain	206	205	206	201	200	202	203	212
		345	337	338	318	327	329	321	314
141	Pembuatan pakaian, kecuali pakaian berbulu	850	785	870	795	789	728	842	778
	14102 Pembuatan pakaian Industri lain	748	680	757	698	678	622	726	672
		102	105	113	97	110	106	116	106
142 & 143	Pembuatan artikel daripada kulit bulu dan pakaian yang dikait dan dikrusye	49	49	51	45	43	39	44	44
151 (15110 & 15120)	Penyamakan dan pembersihan kulit, pembuatan bagasi, beg tangan, pelana dan abah-abah pembersihan dan pewarnaan bulu	182	176	184	156	153	142	151	177
152	Pembuatan kasut	82	74	74	71	69	69	66	67
	15201 & Pembuatan kasut kulit	56	49	51	46	45	47	45	48
	15203 Pembuatan kasut getah Industri lain	26	25	23	25	24	22	21	20
161/ 16100	Pengilangan dan pengetaman kayu	606	534	658	547	417	342	356	508

2025									Group Description/Period
Sep.	Okt.	Nov.	Dis.	Jan.	Feb.	Mac	Apr.	Mei	
847	870	902	820	882	721	715	694	729	Processing and preserving of meat
503	507	503	505	521	520	535	519	566	Processing and preserving of fish, crustaceans and molluscs
468	471	466	469	483	480	493	476	524	<i>Canning of fish, crustaceans and molluscs</i>
35	36	37	36	37	41	42	43	42	<i>Processing, curing and preserving of fish, crustacean and molluscs</i>
218	229	219	214	218	218	215	217	218	Processing and preserving of fruits and vegetable
55	58	57	52	47	44	42	44	40	<i>Pineapple canning</i>
163	171	162	162	171	174	172	173	179	<i>Manufacture of jams, marmalades and table jellies</i>
16,696	18,312	17,874	18,126	17,395	14,140	13,280	15,640	16,849	Manufacture of vegetable and animal oils and fats
1,908	1,928	1,854	1,997	2,116	1,839	2,013	2,027	2,097	<i>Manufacture of crude and refined vegetable oil</i>
145	150	165	159	155	155	149	130	158	<i>Manufacture of compound cooking fats</i>
14,643	16,234	15,856	15,970	15,124	12,147	11,118	13,483	14,594	<i>Manufacture of coconut oil</i>
999	1,003	1,096	1,036	1,027	1,006	1,068	1,058	1,058	Manufacture of dairy products
893	904	997	940	930	909	969	950	946	<i>Manufacture of condensed, powdered and evaporated milk</i>
106	99	98	95	98	98	99	108	112	<i>Other industry</i>
1,086	1,097	1,064	1,043	1,042	1,058	1,167	1,153	1,216	Manufacture of grain mill products, starches and starch products
539	529	501	502	491	507	570	563	593	<i>Rice milling</i>
520	541	535	512	522	523	569	560	595	<i>Flour milling</i>
27	27	28	28	29	27	29	30	28	<i>Other industry</i>
6,121	6,327	6,315	6,274	6,390	6,351	6,519	6,655	6,799	Manufacture of other food products
403	434	411	412	378	362	381	382	402	<i>Manufacture of biscuits and cookies</i>
1,327	1,320	1,331	1,368	1,454	1,435	1,430	1,503	1,499	<i>Manufacture of bread, cakes and other bakery products</i>
344	367	352	353	328	334	325	328	337	<i>Manufacture of snack products</i>
622	650	641	592	586	597	611	614	681	<i>Manufacture of sugar</i>
471	564	557	560	552	569	548	558	525	<i>Manufacture of cocoa products</i>
1,223	1,252	1,282	1,292	1,343	1,297	1,371	1,455	1,513	<i>Manufacture of chocolate and chocolate products</i>
236	239	246	237	226	224	243	243	246	<i>Manufacture of sugar confectionery</i>
626	621	628	599	648	638	656	647	667	<i>Manufacture of sauces and condiments</i>
869	879	866	859	874	895	954	926	929	<i>Manufacture of other food products n.e.c.</i>
1,560	1,572	1,640	1,525	1,579	1,524	1,648	1,669	2,021	Manufacture of prepared animal feeds
1,193	1,319	1,263	1,266	1,216	1,199	1,319	1,263	1,185	Manufacture of beverages
697	794	722	722	667	710	750	735	661	<i>Manufacture of soft drinks</i>
122	130	130	131	130	143	140	143	135	<i>Production of natural mineral waters and other bottled waters</i>
373	395	411	413	418	346	429	385	389	<i>Other industry</i>
274	360	343	336	417	414	482	394	402	Manufacture of tobacco products
412	447	462	475	518	471	443	497	546	Spinning, weaving and finishing of textiles
292	324	333	342	385	344	321	370	383	<i>Preparation and spinning of textile fibres</i>
118	119	127	131	130	123	119	123	160	<i>Weaving of textiles</i>
2	3	3	3	3	3	3	3	3	<i>Dyeing, bleaching, printing and finishing of yarns and fabrics</i>
508	518	542	545	523	512	511	509	513	Manufacture of other textiles
187	184	197	195	203	202	204	205	211	<i>Manufacture of knitted and crocheted fabrics</i>
321	334	345	350	320	311	307	304	302	<i>Other industry</i>
779	805	812	800	860	813	899	816	771	Manufacture of wearing apparel, except fur apparel
671	701	692	682	743	704	782	713	655	<i>Manufacture of clothings</i>
108	104	120	118	117	109	117	103	116	<i>Other industry</i>
44	46	47	41	47	48	47	42	39	Manufacture of articles of fur, knitted and crocheted apparel
198	218	234	221	214	198	203	174	169	Tanning and dressing of leather; manufacture of luggage, handbags, saddlery and harness; dressing and dyeing of fur
63	65	71	71	69	70	69	75	74	Manufacture of footwear
44	46	52	51	50	50	48	52	51	<i>Manufacture of leather footwear</i>
19	19	20	20	19	20	21	23	22	<i>Manufacture of rubber footwear</i>
478	526	513	514	542	536	625	537	405	Sawmilling and planing of wood

Jadual
Table **1.4a** : Nilai Jualan Sektor Pembuatan Mengikut Kumpulan
: Sales Value of Manufacturing Sector by Group

Kod Kumpulan Group code	Keterangan Kumpulan/Tempoh	2023	2024	2024	
				Q1	Q2
162	Pembuatan produk daripada kayu, gabus, jerami dan bahan jalinan lain	18,113	18,986	5,611	3,835
16211	Pembuatan kepingan venier dan papan lapis	9,198	9,691	2,923	1,899
16212	Pembuatan papan partikel dan papan gentian	5,112	5,421	1,559	1,095
16221	Pertukangan kayu untuk jurubina	2,034	2,123	621	423
	Industri lain	1,769	1,752	508	418
170	Pembuatan kertas dan produk kertas	29,883	30,153	7,711	7,488
17010	Pembuatan pulpa, kertas dan kertas tebal	5,677	5,935	1,494	1,472
17020	Pembuatan kertas gelugur dan kertas tebal dan bekas daripada kertas dan kertas tebal	10,374	9,928	2,459	2,423
17091	Pembuatan sampul surat dan kad surat	375	367	87	91
17092	Pembuatan kertas kegunaan rumah dan pembersih peribadi	6,791	6,352	1,758	1,630
17093	Pembuatan kertas bergam atau pelekat yang berjalur atau bergulung dan label dan kertas dinding	3,906	4,133	1,098	1,027
	Industri lain	2,760	3,437	814	844
181 & 182	Percetakan, aktiviti perkhidmatan berkaitan percetakan dan penerbitan semula media rakaman	14,526	15,504	3,948	3,708
18110	Percetakan	11,353	12,777	3,187	3,049
18120	Aktiviti perkhidmatan berkaitan percetakan &	3,172	2,727	762	658
18200	Penerbitan semula media rakaman				
192 (19201 & 19202)	Pembuatan produk petroleum bertapis	224,749	208,646	48,509	52,490
201	Pembuatan kimia asas, baja dan sebatian nitrogen, plastik dan getah sintetik dalam bentuk primer	68,175	68,165	17,271	16,835
20111	Pembuatan gas perindustrian atau perubatan bukan organik dalam bentuk cecair atau mampat	1,706	2,103	449	509
20112 & 20113	Pembuatan kimia organik asas & Pembuatan sebatian bukan organik	34,217	35,316	8,901	8,711
20121 & 20129	Pembuatan baja & Pembuatan produk campuran nitrogen	4,778	3,504	910	932
20131	Pembuatan plastik dalam bentuk primer	22,266	21,812	5,695	5,331
	Industri lain	5,208	5,430	1,317	1,353
202 & 203	Pembuatan produk kimia lain dan serat buatan manusia	44,200	47,093	12,324	11,473
20210	Pembuatan racun perosak dan produk agrokimia lain	5,078	4,650	1,297	1,177
20221	Pembuatan cat, varnis dan penyadur dan mastik	13,718	15,830	4,315	3,918
20222	Pembuatan dakwat cetak	1,107	1,190	314	296
20231 & 20232	Pembuatan sabun dan bahan pencuci, penyediaan membersihkan dan mengilat & Pembuatan pewangi dan penyediaan dandanan diri	15,295	15,406	4,062	3,723
20291 & 20292	Pembuatan plat fotografi, filem, sensitized paper dan other sensitized unexposed materials & Pembuatan dakwat menulis dan melukis	8,240	9,305	2,152	2,210
20299	Pembuatan produk kimia lain t.t.t.l.				
	Industri lain	762	711	184	148
210	Pembuatan produk farmaseutikal, kimia perubatan dan botani	10,708	11,312	2,848	2,807
21001	Pembuatan bahan aktif ubat-ubatan untuk digunakan oleh bidang farmakologi dalam pembuatan ubat-ubatan	8,789	9,124	2,324	2,332
	Industri lain	1,919	2,188	524	474
221	Pembuatan produk getah	59,737	64,337	15,366	17,305
22111	Pembuatan tayar getah untuk kenderaan	2,600	2,256	512	605
22112	Pembuatan bunga tayar yang boleh ditukar ganti dan tayar celup	867	931	220	226
22191 & 22193	Pembuatan produk lain daripada getah asli atau sintetik, tidak divulkan, divulkan atau dikeraskan & Pengilangan semula getah dan prosesan susu getah	6,074	6,794	1,609	1,652
22192	Pembuatan sarung tangan getah	44,199	47,905	11,433	13,203
22199	Pembuatan produk getah lain yang t.t.t.l.	5,997	6,451	1,591	1,619
222	Pembuatan produk plastik	61,440	64,780	14,931	16,804
22201 & 22202	Pembuatan produk plastik separa siap & Pembuatan produk plastik siap	15,859	15,708	3,724	4,109
22203	Pembuatan artikel plastik untuk pembungkusan barangan	21,068	22,842	5,141	6,051
22204	Pembuatan barangan plastik jurubina	3,053	3,381	768	812
22205	Pembuatan pinggan mangkuk, peralatan dapur dan barangan tandas daripada plastik	7,594	7,593	1,683	1,994
22209	Pembuatan pelbagai produk plastik t.t.t.l.	13,866	15,257	3,616	3,839
231 (23101 & 23102 & 23109)	Pembuatan kaca dan produk kaca	5,230	5,376	1,477	1,352

		2025		2024		2025		Group Description/Period
Q3	Q4	Q1	(Jan. - Mei)	(Jan. - Mei)	(Jan. - Mei)	(Jan. - Mei)		
4,248	5,293	5,648	8,382	8,439	Manufacture of products of wood, cork, straw and plaiting materials			
2,081	2,787	3,098	4,315	4,561	Manufacture of veneer sheets and plywood			
1,256	1,511	1,493	2,347	2,244	Manufacture of particle board and fibreboard			
498	580	625	921	919	Manufacture of builders' carpentry			
412	414	431	799	716	Other industry			
7,466	7,487	7,601	12,779	12,577	Manufacture of paper and paper products			
1,493	1,477	1,526	2,464	2,518	Manufacture of pulp, paper and paperboard			
2,567	2,479	2,376	4,074	3,944	Manufacture of corrugated paper and paperboard and containers of paper and paperboard			
90	98	95	150	157	Manufacture of envelopes and letter-card			
1,476	1,488	1,647	2,919	2,711	Manufacture of household and personal hygiene paper			
933	1,075	1,060	1,803	1,746	Manufacture of gummed or adhesive paper in strips or rolls and labels and wall paper			
908	870	896	1,369	1,500	Other industry			
3,777	4,071	4,213	6,427	6,873	Printing, service activities related to printing and reproduction of recorded media			
3,148	3,393	3,553	5,216	5,812	Printing			
630	678	661	1,211	1,061	Service activities related to printing			
					Reproduction of recorded media			
56,180	51,468	45,602	81,628	75,658	Manufacture of refined petroleum products			
17,504	16,555	18,548	28,666	30,110	Manufacture of basic chemicals, fertilizer and nitrogen compounds, plastics and synthetic rubber in primary forms			
549	597	678	789	1,121	Manufacture of liquefied or compressed inorganic industrial or medical gases			
9,040	8,665	9,857	14,975	15,904	Manufacture of basic organic chemicals			
					Manufacture of inorganic compounds			
					Manufacture of fertilizers			
844	819	973	1,526	1,610	Manufacture of associated nitrogen products			
5,678	5,108	5,338	9,158	8,364	Manufacture of plastics in primary forms			
1,394	1,366	1,703	2,218	3,111	Other industry			
11,956	11,339	11,753	19,973	19,158	Manufacture of other chemical products and man-made fibres			
1,138	1,038	1,042	2,074	1,686	Manufacture of pesticides and other agrochemical products			
3,891	3,706	3,839	6,965	6,120	Manufacture of paints, varnishes and similar coatings ink and mastics			
302	277	291	521	490	Manufacture of printing ink			
4,085	3,536	3,784	6,507	6,159	Manufacture of soap and detergents, cleaning and polishing preparations			
					Manufacture of perfumes and toilet preparations			
					Manufacture of photographic plates, films, sensitized paper and other sensitized unexposed materials			
2,350	2,593	2,615	3,624	4,412	Manufacture of writing and drawing ink			
					Manufacture of other chemical products n.e.c.			
190	190	183	280	291	Other industry			
2,885	2,772	3,016	4,659	4,984	Manufacture of pharmaceuticals, medicinal chemical and botanical products			
2,291	2,177	2,447	3,836	4,055	Manufacture of medicinal active substances to be used for their pharmacological properties in the manufacture of medicaments			
595	595	568	823	929	Other industry			
15,928	15,738	16,631	27,134	28,813	Manufacture of rubber products			
569	570	533	913	909	Manufacture of rubber tyres for vehicles			
244	241	248	369	415	Manufacture of interchangeable tyre treads and retreading rubber tyres			
					Manufacture of other products of natural or synthetic rubber, unvulcanized, vulcanized or hardened			
1,741	1,793	1,552	2,727	2,606	Rubber remilling and latex processing			
11,702	11,565	12,743	20,481	22,288	Manufacture of rubber gloves			
1,672	1,569	1,557	2,644	2,594	Manufacture of other rubber products n.e.c.			
16,601	16,444	15,189	26,503	26,544	Manufacture of plastics products			
3,903	3,972	3,788	6,518	6,486	Manufacture of semi-manufactures of plastic products			
					Manufacture of finished plastic products			
5,990	5,661	5,161	9,305	9,247	Manufacture of plastic articles for the packing of goods			
894	907	831	1,319	1,454	Manufacture of builders' plastics ware			
2,029	1,886	1,729	3,040	2,998	Manufacture of plastic tableware, kitchenware and toilet articles			
3,784	4,017	3,680	6,322	6,359	Manufacture of diverse plastic products n.e.c.			
1,286	1,260	1,431	2,399	2,399	Manufacture of glass and glass products			

Jadual Table **1.4a** : Nilai Jualan Sektor Pembuatan Mengikut Kumpulan (samb.)
: Sales Value of Manufacturing Sector by Group (cont.)

Kod Kumpulan Group code	Keterangan Kumpulan/Tempoh	2024							
		Jan.	Feb.	Mac	Apr.	Mei	Jun	Jul.	Ogo.
162	Pembuatan produk daripada kayu, gabus, jerami dan bahan jalinan lain	1,876	1,757	1,978	1,550	1,221	1,064	1,122	1,467
16211	Pembuatan kepingan venier dan papan lapis	969	930	1,025	786	605	507	515	715
16212	Pembuatan papan partikel dan papan gentian	531	470	558	436	352	306	337	428
16221	Pertukangan kayu untuk jurubina	201	201	219	168	133	123	138	185
	Industri lain	175	157	176	160	130	127	133	139
170	Pembuatan kertas dan produk kertas	2,579	2,537	2,595	2,612	2,456	2,420	2,513	2,508
17010	Pembuatan pulpa, kertas dan kertas tebal	507	519	469	479	491	502	520	499
17020	Pembuatan kertas gelugur dan kertas tebal dan bekas daripada kertas dan kertas tebal	863	762	834	832	783	809	876	866
17091	Pembuatan sampul surat dan kad surat	30	28	29	33	30	29	27	31
17092	Pembuatan kertas kegunaan rumah dan pembersih peribadi	555	574	628	612	549	470	480	494
17093	Pembuatan kertas bergam atau pelekat yang berjalur atau bergulung dan label dan kertas dinding	352	388	358	390	315	322	294	318
	Industri lain	272	266	276	268	288	289	316	301
181 & 182	Percetakan, aktiviti perkhidmatan berkaitan percetakan dan penerbitan semula media rakaman	1,321	1,316	1,310	1,279	1,199	1,229	1,296	1,234
18110	Percetakan	1,059	1,056	1,071	1,046	983	1,020	1,074	1,019
18120	Aktiviti perkhidmatan berkaitan percetakan &	262	260	239	233	217	208	222	215
18200	Penerbitan semula media rakaman								
192 (19201 & 19202)	Pembuatan produk petroleum bertapis	17,176	15,204	16,129	17,118	16,001	19,370	19,483	18,780
201	Pembuatan kimia asas, baja dan sebatian nitrogen, plastik dan getah sintetik dalam bentuk primer	5,877	5,607	5,788	5,805	5,590	5,440	5,788	6,176
20111	Pembuatan gas perindustrian atau perubatan bukan organik dalam bentuk cecair atau mampat	144	143	162	169	172	168	188	180
20112 & 20113	Pembuatan kimia organik asas	3,011	2,939	2,950	3,166	2,908	2,637	2,954	3,202
20121 & 20129	Pembuatan sebatian bukan organik	290	272	348	309	307	316	294	291
20131	Pembuatan produk campuran nitrogen	1,962	1,829	1,903	1,714	1,749	1,868	1,873	2,037
	Pembuatan plastik dalam bentuk primer	470	423	424	447	454	451	480	465
	Industri lain								
202 & 203	Pembuatan produk kimia lain dan serat buatan manusia	4,446	3,772	4,106	3,788	3,860	3,825	3,922	4,065
20210	Pembuatan racun perosak dan produk agrokimia lain	448	436	413	388	389	400	388	373
20221	Pembuatan cat, varnis dan penyadur dan mastik	1,515	1,285	1,514	1,328	1,322	1,268	1,291	1,321
20222	Pembuatan dakwat cetak	110	98	107	107	100	89	107	104
20231 & 20232	Pembuatan sabun dan bahan pencuci, penyediaan membersih dan mengilat	1,539	1,231	1,292	1,199	1,246	1,278	1,334	1,455
20291 & 20292	Pembuatan plat fotografi, filem, sensitized paper dan other sensitized unexposed materials	768	663	721	720	752	738	744	754
20292 & 20299	Pembuatan dakwat menulis dan melukis								
	Pembuatan produk kimia lain t.t.t.l.	65	59	59	46	51	52	59	58
	Industri lain								
210	Pembuatan produk farmaseutikal, kimia perubatan dan botani	904	942	1,001	965	846	996	962	954
21001	Pembuatan bahan aktif ubat-ubatan untuk digunakan oleh bidang farmakologi dalam pembuatan	730	768	826	814	698	820	782	740
	Industri lain	174	175	175	151	148	176	180	214
221	Pembuatan produk getah	4,890	4,468	6,007	6,041	5,728	5,536	5,605	5,109
22111	Pembuatan tayar getah untuk kenderaan	177	165	171	185	215	204	198	188
22112	Pembuatan bunga tayar yang boleh ditukar ganti dan tayar celup	75	68	77	72	77	77	82	81
22191 & 22193	Pembuatan produk lain daripada getah asli atau sintetik, tidak divulkan, divulkan atau dikeraskan	552	492	564	560	559	533	598	580
22192	Pengilangan semula getah dan prosesan susu getah								
22192	Pembuatan sarung tangan getah	3,527	3,248	4,658	4,696	4,352	4,155	4,164	3,711
22199	Pembuatan produk getah lain yang t.t.t.l.	559	495	537	529	525	566	562	549
222	Pembuatan produk plastik	4,937	4,742	5,252	5,749	5,823	5,232	5,602	5,532
22201 & 22202	Pembuatan produk plastik separa siap	1,234	1,161	1,329	1,375	1,420	1,314	1,339	1,285
22202	Pembuatan produk plastik siap								
22203	Pembuatan artikel plastik untuk pembungkusan barangan	1,680	1,657	1,804	2,039	2,125	1,887	2,043	1,976
22204	Pembuatan barangan plastik jurubina	248	241	279	271	281	261	301	293
22205	Pembuatan pinggan mangkuk, peralatan dapur dan barangan tandas daripada plastik	564	527	592	692	664	637	698	683
22209	Pembuatan pelbagai produk plastik t.t.t.l.	1,212	1,156	1,248	1,372	1,333	1,133	1,221	1,295
231 (23101 & 23102 & 23109)	Pembuatan kaca dan produk kaca	506	486	485	469	453	430	477	422

2025									Group Description/Period
Sep.	Okt.	Nov.	Dis.	Jan.	Feb.	Mac	Apr.	Mei	
1,659	1,793	1,759	1,741	1,916	1,770	1,961	1,573	1,218	Manufacture of products of wood, cork, straw and plaiting materials
852	949	928	910	1,055	979	1,065	840	622	Manufacture of veneer sheets and plywood
491	511	505	495	512	452	529	413	337	Manufacture of particle board and fibreboard
175	194	191	195	211	198	216	163	130	Manufacture of builders' carpentry
141	138	135	141	139	141	151	157	128	Other industry
2,445	2,428	2,551	2,509	2,530	2,510	2,561	2,590	2,386	Manufacture of paper and paper products
474	467	509	501	514	529	484	498	494	Manufacture of pulp, paper and paperboard
825	807	852	820	789	787	800	820	748	Manufacture of corrugated paper and paperboard and containers of paper and paperboard
32	33	33	32	33	30	32	34	28	Manufacture of envelopes and letter-card
502	490	507	490	537	531	580	567	497	Manufacture of household and personal hygiene paper
321	340	361	375	347	338	374	380	305	Manufacture of gummed or adhesive paper in strips or rolls and labels and wall paper
291	290	289	291	310	295	291	291	313	Other industry
1,247	1,228	1,440	1,403	1,410	1,412	1,391	1,365	1,295	Printing, service activities related to printing and reproduction of recorded media
1,054	1,034	1,192	1,167	1,185	1,185	1,183	1,166	1,093	Printing
193	195	247	236	225	228	208	199	201	Service activities related to printing
									Reproduction of recorded media
17,917	18,536	17,782	15,150	16,807	14,180	14,614	15,643	14,413	Manufacture of refined petroleum products
5,540	5,172	5,495	5,888	6,506	5,836	6,205	6,104	5,458	Manufacture of basic chemicals, fertilizer and nitrogen compounds, plastics and synthetic rubber in primary forms
182	167	208	223	211	217	250	243	201	Manufacture of liquefied or compressed inorganic industrial or medical gases
2,883	2,589	2,899	3,177	3,647	2,980	3,230	3,269	2,779	Manufacture of basic organic chemicals
258	262	277	280	300	313	360	325	313	Manufacture of inorganic compounds
1,768	1,702	1,657	1,749	1,834	1,755	1,749	1,574	1,452	Manufacture of fertilizers
449	451	455	460	515	571	617	693	714	Manufacture of associated nitrogen products
3,969	3,819	3,840	3,681	3,922	3,890	3,941	3,652	3,752	Manufacture of plastics in primary forms
377	367	335	336	358	354	329	310	334	Other industry
1,280	1,262	1,304	1,140	1,239	1,288	1,312	1,144	1,137	Manufacture of other chemical products and man-made fibres
91	92	94	92	95	94	103	99	99	Manufacture of pesticides and other agrochemical products
1,296	1,195	1,179	1,162	1,300	1,223	1,261	1,151	1,224	Manufacture of paints, varnishes and similar coatings ink and mastics
852	841	868	884	864	873	877	886	912	Manufacture of printing ink
73	63	60	67	65	58	60	62	46	Manufacture of soap and detergents, cleaning and polishing preparations
970	949	912	911	935	1,010	1,070	1,038	930	Manufacture of perfumes and toilet preparations
769	740	726	710	756	822	869	847	760	Manufacture of photographic plates, films, sensitized paper and other sensitized unexposed materials
201	208	186	201	179	188	201	190	170	Manufacture of writing and drawing ink
5,214	5,520	5,163	5,056	5,327	4,844	6,460	6,310	5,871	Manufacture of other chemical products n.e.c.
183	204	187	179	189	169	174	190	186	Other industry
81	82	80	79	82	81	84	81	86	Manufacture of pharmaceuticals, medicinal chemical and botanical products
563	577	604	612	528	469	554	546	509	Manufacture of medicinal active substances to be used for their pharmacological properties in the manufacture of medicaments
3,828	4,123	3,773	3,669	3,979	3,639	5,125	4,974	4,572	Other industry
560	534	518	517	549	486	522	519	519	Manufacture of rubber products
5,467	5,540	5,607	5,297	5,036	4,829	5,324	5,836	5,518	Manufacture of rubber products
1,279	1,330	1,356	1,286	1,265	1,195	1,328	1,347	1,352	Manufacture of rubber tyres for vehicles
1,971	1,952	1,915	1,794	1,700	1,658	1,804	2,088	1,998	Manufacture of interchangeable tyre treads and retreading rubber tyres
300	304	320	283	270	263	298	314	309	Manufacture of other products of natural or synthetic rubber, unvulcanized, vulcanized or hardened
648	675	619	592	575	540	614	655	614	Rubber remilling and latex processing
1,269	1,278	1,397	1,343	1,226	1,174	1,280	1,433	1,246	Manufacture of rubber gloves
387	388	425	447	456	474	501	498	470	Manufacture of other rubber products n.e.c.
									Manufacture of plastics products
									Manufacture of semi-manufactures of plastic products
									Manufacture of finished plastic products
									Manufacture of plastic articles for the packing of goods
									Manufacture of builders' plastics ware
									Manufacture of plastic tableware, kitchenware and toilet articles
									Manufacture of diverse plastic products n.e.c.
									Manufacture of glass and glass products

Jadual **1.4a** : Nilai Jualan Sektor Pembuatan Mengikut Kumpulan
 Table : Sales Value of Manufacturing Sector by Group

Kod Kumpulan Group code	Keterangan Kumpulan/Tempoh	2023	2024	2024	
				Q1	Q2
239	Pembuatan pengeluaran galian bukan logam t.t.t.l.	47,547	50,695	13,691	12,279
23911	Pembuatan mortar refraktori dan konkrit				
&		2,458	2,541	661	588
23921	Pembuatan seramik bukan refraktori				
23930	Pembuatan produk porselin dan seramik lain	1,012	948	226	240
23941	Pembuatan simen hidrolik	12,283	12,553	3,473	3,086
23951	Pembuatan konkrit dan mortar siap bancuh dan bancuhan kering	8,934	9,272	2,529	2,229
23952	Pembuatan konkrit pratuangan, simen atau artikel batu buatan yang digunakan dalam pembinaan;				
&					
23953	Pembuatan komponen struktur pasang siap untuk bangunan atau kejuruteraan awam dari simen, batu atau konkrit buatan	16,587	18,738	5,066	4,501
&					
23959	Pembuatan artikel konkrit, simen dan plaster lain t.t.t.l.				
23990	Pembuatan produk mineral bukan logam lain t.t.t.l.	4,620	5,094	1,331	1,273
	Industri lain	1,653	1,551	405	362
241 (24101 & 24102 & 24103 & 24104 & 24109)	Pembuatan besi dan keluli asas	30,976	33,154	8,906	7,470
242 (24201 & 24202 & 24209)	Pembuatan logam asas berharga dan logam bukan ferus lain	24,813	25,895	6,795	6,075
243	Pengacuan logam	667	740	188	187
251 & 252	Pembuatan produk struktur logam, tangki, takungan, penjana wap, senjata dan peluru	32,069	33,584	9,084	8,805
25113	Pembuatan pintu, tingkap dan bingkai, penutup tingkap dan pintu pagar daripada logam	22,561	24,100	6,415	6,222
&					
25119	Pembuatan produk struktur logam lain				
25120	Pembuatan tangki, takungan dan kontena daripada logam	8,681	8,806	2,478	2,415
	Industri lain	827	678	191	168
259	Pembuatan lain-lain produk yang direka daripada logam; aktiviti perkhidmatan kerja logam	38,167	43,615	10,928	10,898
25910	Tempaan, tekanan, hentakan dan bentuk gelekkan logam; serbuk metalurgi	5,470	5,651	1,385	1,393
25920	Rawatan dan penyalutan logam; menggunakan mesin	4,010	6,105	1,379	1,564
25991	Pembuatan tin untuk produk makanan dan minuman, tiub dan kotak boleh dilipat	6,221	6,816	1,848	1,713
25992	Pembuatan kabel, plaited bands (jalur/pita berpintal) dan artikel seumpamanya daripada logam				
&					
25993	Pembuatan bolt, skru, nat dan produk uliran seumpamanya	11,949	13,533	3,469	3,465
25994	Pembuatan barangan rumah daripada logam	294	320	81	81
25999	Pembuatan produk lain yang direka daripada logam t.t.t.l.	8,930	9,621	2,402	2,304
	Industri lain	1,293	1,569	364	377
261	Pembuatan komponen dan papan elektronik	354,760	366,336	89,828	89,022
26101	Pembuatan diod, transistor dan alatan semikonduktor yang seumpamanya				
&					
26102	Pembuatan litar elektronik bersepadu dengan pemasangan mikro	200,443	209,293	50,810	50,653
26103	Pembuatan kapasitor dan perintang elektrik				
&					
26104	Pembuatan papan litar bercetak	139,308	134,111	33,996	33,235
&					
26105	Pembuatan komponen paparan				
26109	Pembuatan komponen lain untuk aplikasi elektronik	15,010	22,932	5,021	5,134
262 (26201 & 26202)	Pembuatan komputer dan kelengkapan peranti	51,617	64,509	15,321	19,073
263/ 26300	Pembuatan peralatan komunikasi	20,566	25,357	5,349	6,578
264/ 26400	Pembuatan peralatan elektronik pengguna	42,208	42,272	9,668	10,287
265	Pembuatan kelengkapan mengukur, menguji, memandu arah dan kawalan; jam tangan dan jam	18,911	23,232	5,135	5,077
26511	Pembuatan kelengkapan mengukur, menguji, memandu arah dan kawalan	16,835	21,229	4,648	4,640
&					
26512	Pembuatan kelengkapan kawalan proses perindustrian				
26520	Pembuatan jam tangan dan jam dan bahagiannya	2,076	2,003	487	437
266/ 26600	Pembuatan peralatan penyinaran, perubatan elektro dan elektroterapeutik	5,382	5,746	1,598	1,321

		2025	2024	2025	Group Description/Period
Q3	Q4	Q1	(Jan. - Mei)	(Jan. - Mei)	
12,206	12,519	14,060	22,007	22,698	Manufacture of non-metallic mineral products n.e.c. Manufacture of refractory mortars and concretes
612	681	730	1,059	1,172	Manufacture of non-refractory ceramic
250	231	212	385	352	Manufacture of other porcelain and ceramic products
2,932	3,061	3,469	5,577	5,534	Manufacture of hydraulic cement
2,263	2,250	2,578	4,040	4,118	Manufacture of ready-mix and dry-mix concrete and mortars
					Manufacture of precast concrete, cement or artificial stone articles for use in construction
4,505	4,666	5,355	8,096	8,637	Manufacture of prefabricated structural components for building or civil engineering of cement, concrete or artificial stone
					Manufacture of other articles of concrete, cement and plaster n.e.c.
1,262	1,228	1,282	2,196	2,160	Manufacture of other non-metallic mineral products n.e.c.
382	401	435	655	724	Other industry
7,760	9,017	8,945	14,118	14,492	Manufacture of basic iron and steel
5,910	7,116	7,445	11,142	11,960	Manufacture of basic precious and other non-ferrous metals
180	184	184	320	311	Casting of metals
7,623	8,072	8,915	14,946	14,697	Manufacture of structural metal products, tanks, reservoirs , steam generators , weapons and ammunition
					Manufacture of metal doors, windows and their frames, shutters and gates
5,519	5,944	6,540	10,574	10,786	Manufacture of other structural metal products
1,944	1,969	2,214	4,066	3,641	Manufacture of tanks, reservoirs and containers of metal
160	159	161	306	269	Other industry
10,576	11,214	11,873	18,293	19,796	Manufacture of other fabricated metal products; metal working service activities
					Forging, pressing, stamping and roll-forming of metal; powder metallurgy
1,417	1,456	1,437	2,316	2,420	Treatment and coating of metals; machining
1,493	1,670	1,926	2,385	3,179	Manufacture of tins and cans for food products, collapsible tubes and boxes
1,562	1,692	1,765	3,034	2,951	Manufacture of metal cable, plaited bands and similar articles
3,231	3,368	3,696	5,820	6,173	Manufacture of bolts, screws, nuts and similar threaded products
77	81	81	135	137	Manufacture of metal household articles
2,388	2,527	2,557	3,988	4,241	Manufacture of any other fabricated metal products n.e.c.
408	420	410	615	695	Other industry
97,267	90,219	97,267	146,731	158,414	Manufacture of electronic components and boards
					Manufacture of diodes, transistors and similar semiconductor devices
56,597	51,233	55,090	82,733	89,793	Manufacture of electronic integrated circuits micro assemblies
					Manufacture of electrical capacitors and resistors
34,542	32,338	36,145	55,684	59,234	Manufacture of printed circuit boards
					Manufacture of display components
6,128	6,648	6,032	8,314	9,387	Manufacture of other components for electronic applications
15,864	14,252	16,994	28,321	31,302	Manufacture of computers and peripheral equipment
7,140	6,288	5,653	9,483	9,348	Manufacture of communication equipment
12,041	10,276	9,204	16,127	16,305	Manufacture of consumer electronics
6,228	6,791	6,123	8,347	9,721	Manufacture of measuring, testing, navigating and control equipment; watches and clocks
					Manufacture of measuring, testing, navigating and control equipment
5,712	6,229	5,564	7,572	8,795	Manufacture of industrial process control equipment
517	562	559	775	927	Manufacture of watches and clocks and parts
1,337	1,491	1,619	2,523	2,576	Manufacture of irradiation, electromedical and electrotherapeutic equipment

Jadual
Table **1.4a** : Nilai Jualan Sektor Pembuatan Mengikut Kumpulan (samb.)
: Sales Value of Manufacturing Sector by Group (cont.)

Kod Kumpulan Group code	Keterangan Kumpulan/Tempoh	2024							
		Jan.	Feb.	Mac	Apr.	Mei	Jun	Jul.	Ogo.
239	Pembuatan pengeluaran galian bukan logam t.t.t.l.	4,634	4,383	4,673	4,335	3,982	3,963	4,105	4,101
23911	Pembuatan mortar refraktori dan konkrit								
&									
23921	Pembuatan seramik bukan refraktori	229	213	219	200	198	190	193	208
23930	Pembuatan produk porselin dan seramik lain	79	76	72	79	80	82	88	84
23941	Pembuatan simen hidraulik	1,139	1,114	1,219	1,119	985	982	996	981
23951	Pembuatan konkrit dan mortar siap bancuh dan banchuan kering	853	809	867	793	718	718	750	772
23952	Pembuatan konkrit pratuangan, simen atau artikel batu buatan yang digunakan dalam pembinaan;								
&									
23953	Pembuatan komponen struktur pasang siap untuk bangunan atau kejuruteraan awam dari simen, batu atau konkrit buatan	1,769	1,602	1,695	1,600	1,430	1,471	1,502	1,509
&	Pembuatan artikel konkrit, simen dan plaster lain t.t.t.l.								
23959									
23990	Pembuatan produk mineral bukan logam lain t.t.t.l.	424	432	475	414	451	408	443	423
	Industri lain	141	139	126	129	121	112	133	124
241 (24101 & 24102 & 24103 & 24104 & 24109)	Pembuatan besi dan keluli asas	2,810	2,959	3,136	2,799	2,413	2,259	2,193	2,519
242 (24201 & 24202 & 24209)	Pembuatan logam asas berharga dan logam bukan ferus lain	2,265	2,183	2,346	2,356	1,991	1,728	1,654	1,933
243	Pengacuan logam	65	60	64	70	61	56	53	62
251 & 252	Pembuatan produk struktur logam, tangki, takungan, penjana wap, senjata dan peluru	3,111	2,958	3,015	3,050	2,811	2,944	2,518	2,568
25113	Pembuatan pintu, tingkap dan bingkai, penutup tingkap dan pintu pagar daripada logam	2,219	2,105	2,092	2,142	2,017	2,063	1,791	1,847
25119	Pembuatan produk struktur logam lain								
25120	Pembuatan tangki, takungan dan kontena daripada logam	825	791	862	851	738	827	673	668
	Industri lain	67	62	62	58	57	54	55	53
259	Pembuatan lain-lain produk yang direka daripada logam; aktiviti perkhidmatan kerja logam	3,690	3,413	3,825	3,888	3,477	3,533	3,482	3,566
25910	Tempaan, tekanan, hentakan dan bentuk gelekkan logam; serbuk metalurgi	471	450	464	477	454	462	469	487
25920	Rawatan dan penyalutan logam; menggunakan mesin	428	416	534	527	478	558	472	498
25991	Pembuatan tin untuk produk makanan dan minuman, tiub dan kotak boleh dilipat	641	573	633	631	556	527	505	526
25992	Pembuatan kabel, plaited bands (jalur/pita berpintal) dan artikel seumpamanya daripada logam	1,142	1,119	1,208	1,219	1,132	1,115	1,071	1,113
&									
25993	Pembuatan bolt, skru, nat dan produk uliran seumpamanya								
25994	Pembuatan barangan rumah daripada logam	28	28	26	27	26	28	25	26
25999	Pembuatan produk lain yang direka daripada logam t.t.t.l.	862	706	834	877	709	718	803	778
	Industri lain	117	121	125	131	121	125	137	138
261	Pembuatan komponen dan papan elektronik	25,596	29,355	34,876	26,838	30,066	32,119	29,266	32,618
26101	Pembuatan diod, transistor dan alatan semikonduktor yang seumpamanya	14,200	16,257	20,354	14,983	16,939	18,731	17,244	19,142
26102	Pembuatan litar elektronik bersepadu dengan pemasangan mikro								
26103	Pembuatan kapasitor dan perintang elektrik								
&									
26104	Pembuatan papan litar bercetak	9,728	11,457	12,810	10,429	11,259	11,547	10,256	11,576
&									
26105	Pembuatan komponen paparan								
26109	Pembuatan komponen lain untuk aplikasi elektronik	1,668	1,641	1,713	1,426	1,867	1,841	1,766	1,900
262 (26201 & 26202)	Pembuatan komputer dan kelengkapan peranti	4,767	5,333	5,220	7,048	5,952	6,073	6,122	6,031
263/ 26300	Pembuatan peralatan komunikasi	1,691	1,717	1,940	1,719	2,415	2,444	2,220	2,445
264/ 26400	Pembuatan peralatan elektronik pengguna	3,075	3,155	3,439	2,871	3,588	3,827	3,945	4,142
265	Pembuatan kelengkapan mengukur, menguji, memandu arah dan kawalan; jam tangan dan jam	1,730	1,610	1,795	1,454	1,758	1,865	1,846	2,103
26511	Pembuatan kelengkapan mengukur, menguji, memandu arah dan kawalan	1,559	1,456	1,632	1,315	1,608	1,716	1,680	1,925
26512	Pembuatan kelengkapan kawalan proses perindustrian								
26520	Pembuatan jam tangan dan jam dan bahagiannya	171	153	163	138	150	149	166	179
266/ 26600	Pembuatan peralatan penyinaran, perubatan elektro dan elektroterapeutik	590	480	528	442	484	396	412	476

2025									Group Description/Period
Sep.	Okt.	Nov.	Dis.	Jan.	Feb.	Mac	Apr.	Mei	
4,001	3,884	4,238	4,396	4,737	4,496	4,827	4,520	4,118	Manufacture of non-metallic mineral products n.e.c. Manufacture of refractory mortars and concretes
211	212	227	241	238	248	243	227	216	Manufacture of non-refractory ceramic
78	77	79	75	68	70	74	70	71	Manufacture of other porcelain and ceramic products
955	955	1,035	1,072	1,153	1,132	1,184	1,107	959	Manufacture of hydraulic cement
742	713	754	783	867	823	887	815	725	Manufacture of ready-mix and dry-mix concrete and mortars
									Manufacture of precast concrete, cement or artificial stone articles for use in construction
1,494	1,414	1,583	1,669	1,857	1,684	1,814	1,718	1,564	Manufacture of prefabricated structural components for building or civil engineering of cement, concrete or artificial stone
									Manufacture of other articles of concrete, cement and plaster n.e.c.
395	385	426	418	419	400	463	436	441	Manufacture of other non-metallic mineral products n.e.c.
125	128	134	139	135	138	162	147	142	Other industry
3,049	3,090	3,043	2,885	2,824	2,951	3,170	2,989	2,558	Manufacture of basic iron and steel
2,323	2,272	2,409	2,435	2,352	2,465	2,627	2,477	2,038	Manufacture of basic precious and other non-ferrous metals
66	64	61	59	61	58	65	68	60	Casting of metals
2,536	2,503	2,624	2,945	3,031	2,915	2,969	3,018	2,763	Manufacture of structural metal products, tanks, reservoirs , steam generators , weapons and ammunition
1,881	1,823	1,913	2,208	2,236	2,134	2,170	2,223	2,023	Manufacture of metal doors, windows and their frames, shutters and gates
									Manufacture of other structural metal products
603	628	657	684	742	727	745	741	686	Manufacture of tanks, reservoirs and containers of metal
52	52	53	54	53	54	54	54	54	Other industry
3,529	3,641	3,632	3,941	3,979	3,805	4,088	4,179	3,744	Manufacture of other fabricated metal products; metal working service activities
461	487	481	488	484	466	488	506	476	Forging, pressing, stamping and roll-forming of metal; powder metallurgy
523	541	542	587	619	627	680	680	573	Treatment and coating of metals; machining
531	552	531	609	600	553	613	608	578	Manufacture of tins and cans for food products, collapsible tubes and boxes
									Manufacture of metal cable, plaited bands and similar articles
1,047	1,077	1,097	1,194	1,244	1,203	1,249	1,277	1,199	Manufacture of bolts, screws, nuts and similar threaded products
26	26	27	27	27	27	27	28	28	Manufacture of metal household articles
807	821	808	898	877	796	884	932	753	Manufacture of any other fabricated metal products n.e.c.
134	137	146	138	129	133	148	148	136	Other industry
35,383	30,095	30,662	29,461	27,695	31,948	37,625	29,746	31,401	Manufacture of electronic components and boards
20,210	17,208	16,984	17,041	15,266	17,765	22,059	16,645	18,058	Manufacture of diodes, transistors and similar semiconductor devices
									Manufacture of electronic integrated circuits micro assemblies
									Manufacture of electrical capacitors and resistors
12,711	10,580	11,534	10,224	10,458	12,105	13,582	11,481	11,608	Manufacture of printed circuit boards
									Manufacture of display components
2,462	2,308	2,144	2,196	1,970	2,077	1,985	1,620	1,735	Manufacture of other components for electronic applications
3,711	4,938	4,349	4,965	5,438	5,799	5,757	7,731	6,576	Manufacture of computers and peripheral equipment
2,475	1,982	2,188	2,118	1,866	1,804	1,983	1,685	2,010	Manufacture of communication equipment
3,954	3,668	3,415	3,193	2,627	2,921	3,655	3,120	3,982	Manufacture of consumer electronics
2,279	2,259	2,283	2,249	2,145	1,901	2,077	1,724	1,874	Manufacture of measuring, testing, navigating and control equipment; watches and clocks
2,107	2,080	2,088	2,061	1,938	1,716	1,910	1,544	1,687	Manufacture of measuring, testing, navigating and control equipment
									Manufacture of industrial process control equipment
172	179	195	188	207	185	167	180	187	Manufacture of watches and clocks and parts
449	473	514	504	565	543	512	465	492	Manufacture of irradiation, electromedical and electrotherapeutic equipment

Jadual
Table **1.4a** : Nilai Jualan Sektor Pembuatan Mengikut Kumpulan
: Sales Value of Manufacturing Sector by Group

Kod Kumpulan Group code	Keterangan Kumpulan/Tempoh	2023	2024	2024	
				Q1	Q2
267 (26701 & 26702) & 268 (26800)	Pembuatan peralatan optikal, kelengkapan fotografi, media magnetik dan optikal	2,794	3,197	832	697
271	Pembuatan motor elektrik, penjana, transformer dan perkakasan pengagihan dan pengawalan elektrik	19,166	19,641	4,384	4,634
	27101 Pembuatan motor elektrik, penjana dan transformer	5,224	5,418	1,193	1,217
	27102 Pembuatan perkakasan pengagihan dan pengawalan elektrik	13,941	14,223	3,190	3,416
272/ 27200	Pembuatan bateri dan akumulator	6,421	7,174	1,515	1,714
273	Pembuatan pendawaian dan peranti pendawaian	9,713	9,542	2,271	2,349
	27310 Pembuatan kabel gantikan optikal	450	416	108	113
	27320 Pembuatan wayar dan kabel elektronik dan elektrik lain	8,681	8,501	2,007	2,068
	27330 Pembuatan alatan pendawaian pembawa dan bukan pembawa arus untuk litar elektrik (tanpa mengira jenis bahan)	581	625	157	168
274/ 27400	Pembuatan kelengkapan pencahayaan elektrik	1,789	2,156	469	451
275/ 27500	Pembuatan perkakasan domestik	11,454	11,678	2,911	2,937
279/ 27900	Pembuatan kelengkapan elektrik lain	9,320	8,069	2,009	1,951
281 & 282	Pembuatan jentera kegunaan umum dan kegunaan khas	44,872	46,555	11,018	11,905
	28120 Pembuatan alat-alat kuasa bendalir &	2,670	2,559	610	586
	28130 Pembuatan pam, pemampat, kepala paip dan injap lain				
	28180 Pembuatan alatan tangan yang menggunakan kuasa dilengkapkan dengan motor elektrik atau bukan motor elektrik atau pneumatik	10,653	11,986	2,825	3,135
	28220 Pembuatan jentera pembentukan logam dan alatan mesin				
	28192 Pembuatan mesin penyaman udara, termasuk untuk kenderaan bermotor	9,379	10,069	2,435	2,703
	28290 Pembuatan lain-lain mesin bertujuan khas t.t.t.l. Industri lain	8,173 13,996	7,261 14,680	1,670 3,478	1,902 3,579
291 (29101 & 29102)	Pembuatan kenderaan bermotor	49,965	51,272	14,386	11,911
292/ 29200	Pembuatan kerangka (<i>coachwork</i>) untuk kenderaan bermotor; pembuatan treler dan semi treler	8,423	7,567	1,566	1,655
293/ 29300	Pembuatan alat ganti dan aksesori untuk kenderaan bermotor	42,867	45,153	11,137	10,842
301 (30110 & 30120)	Pembinaan kapal dan bot	5,777	5,975	1,473	1,489
302, 303, 304 & 309	Pembuatan lokomotif keretapi, <i>rolling stock</i> , kapal angkasa dan udara, jentera berkaitan, kenderaan tempur ketenteraan, dan kelengkapan pengangkutan t.t.t.l.	10,269	10,390	2,680	2,565
	30910 Pembuatan motosikal	2,722	3,000	787	747
	30920 Pembuatan basikal dan <i>invalid carriages</i> Industri lain	2,327 5,220	2,307 5,083	562 1,331	580 1,238
310	Pembuatan perabot	17,130	18,569	5,326	4,159
	31001 Pembuatan perabot kayu dan rotan Industri lain	8,542 8,588	9,468 9,101	2,782 2,544	2,098 2,062
321 (32110 & 32120)	Pembuatan barang kemas, <i>bijouterie</i> dan artikel berkaitan	5,573	6,665	1,473	1,786
322, 325 & 329	Pembuatan instrumen muzik, peralatan dan bekalan perubatan dan pergigian dan pembuatan lain t.t.t.l.	6,956	6,348	1,584	1,730
	32901 Pembuatan alat tulis Industri lain	1,611 5,345	1,695 4,653	383 1,201	446 1,284
323/ 32300	Pembuatan barangan sukan	244	234	67	66
324/ 32400	Pembuatan permainan dan mainan	542	624	124	174
331 & 332	Pembaikan pemasangan produk logam, jentera, kelengkapan dan pemasangan jentera perindustrian dan kelengkapan	6,163	6,454	1,706	1,485
	33150 Pembaikan dan penyelenggaraan kelengkapan pengangkutan kecuali motosikal dan basikal Industri lain	2,289 3,874	2,623 3,831	663 1,044	599 886
Jumlah Pembuatan		1,804,035	1,886,549	457,326	464,219

		2025	2024	2025	Group Description/Period
Q3	Q4	Q1	(Jan. - Mei)	(Jan. - Mei)	
762	907	887	1,310	1,502	Manufacture of optical instruments, photographic equipment, magnetic and optical media
5,461	5,162	4,455	7,494	7,691	Manufacture of electric motors, generators, transformers and electricity distribution and control apparatus
1,569	1,438	1,108	2,009	1,908	Manufacture of electric motors, generators and transformers
3,892	3,724	3,347	5,485	5,784	Manufacture of electricity distribution and control apparatus
2,143	1,802	2,054	2,642	3,573	Manufacture of batteries and accumulators
2,484	2,438	2,186	3,865	3,775	Manufacture of wiring and wiring devices
102	92	80	184	136	Manufacture of fibre optic cables
2,234	2,194	1,941	3,411	3,362	Manufacture of other electronic and electric wires and cables
148	152	165	270	277	Manufacture of current -carrying and non current-carrying wiring devices for electrical circuits regardless of material
622	614	550	776	921	Manufacture of electric lighting equipment
3,126	2,703	2,798	4,857	4,591	Manufacture of domestic appliances
2,091	2,019	1,979	3,277	3,192	Manufacture of other electrical equipment
10,866	12,766	11,908	19,034	20,617	Manufacture of general-purpose and special-purpose machinery
602	762	603	992	1,031	Manufacture of fluid power equipment
2,826	3,200	3,216	4,912	5,516	Manufacture of other pumps, compressors, taps and valves
2,210	2,720	2,582	4,286	4,488	Manufacture of power-driven hand tools with self-contained electric or non-electric motor or pneumatic drives
1,634	2,055	1,660	2,988	2,961	Manufacture of metal-forming machinery and machine tools
3,594	4,030	3,848	5,856	6,622	Manufacture of air-conditioning machines, including for motor vehicles
11,883	13,093	10,700	22,987	17,688	Manufacture of other special-purpose machinery n.e.c.
1,883	2,463	2,036	2,630	3,341	Other industry
11,905	11,268	10,116	18,821	17,444	Manufacture of motor vehicles
1,223	1,791	1,779	2,547	2,931	Manufacture of bodies (coachwork) for motor vehicles; manufacture of trailers and semi-trailers
2,476	2,669	2,417	4,393	4,048	Manufacture of parts and accessories for motor vehicles
718	749	798	1,287	1,352	Building of ships and boats
542	623	543	943	919	Manufacture of railway locomotives, rolling stock, air and spacecraft, related machinery, military fighting vehicles and transport equipment n.e.c
1,217	1,297	1,076	2,163	1,777	Manufacture of motorcycles
3,926	5,157	5,539	8,378	8,681	Manufacture of bicycles and invalid carriages
2,006	2,583	2,945	4,332	4,577	Other industry
1,920	2,575	2,594	4,045	4,104	Manufacture of furniture
1,718	1,689	1,667	2,653	2,888	Manufacture of wooden and cane furniture
1,554	1,479	1,562	2,785	2,829	Other industry
454	412	418	679	728	Manufacture of jewellery, bijouterie and related articles
1,100	1,068	1,144	2,106	2,101	Manufacture of musical instruments, medical and dental instruments and supplies and other manufacturing n.e.c.
49	52	63	115	108	Manufacture of stationery
176	151	142	241	252	Other industry
1,492	1,770	1,812	2,748	2,946	Manufacture of sports goods
611	750	772	1,093	1,265	Manufacture of games and toys
881	1,020	1,040	1,654	1,681	Repair of fabricated metal products, machinery and equipment and installation of industrial machinery and equipment
					Repair and maintenance of transport equipment except motorcycles and bicycles
					Other industry
483,215	481,788	475,568	765,450	794,670	

Jadual Table **1.4a** : Nilai Jualan Sektor Pembuatan Mengikut Kumpulan (samb.)
: Sales Value of Manufacturing Sector by Group (cont.)

Kod Kumpulan Group code	Keterangan Kumpulan/Tempoh	2024							
		Jan.	Feb.	Mac	Apr.	Mei	Jun	Jul.	Ogo.
267 (26701 & 26702) & 268 (26800)	Pembuatan peralatan optikal, kelengkapan fotografi, media magnetik dan optikal	281	263	287	239	239	218	246	258
271	Pembuatan motor elektrik, penjana, transformer dan perkakasan pengagihan dan pengawalan elektrik	1,545	1,391	1,448	1,536	1,574	1,524	1,715	1,840
	27101 Pembuatan motor elektrik, penjana dan transformer	431	379	384	406	409	402	464	542
	27102 Pembuatan perkakasan pengagihan dan pengawalan elektrik	1,114	1,012	1,064	1,129	1,165	1,122	1,252	1,298
272/ 27200	Pembuatan bateri dan akumulator	544	483	488	536	591	587	681	692
273	Pembuatan pendawaian dan peranti pendawaian	829	728	715	757	836	755	816	822
	27310 Pembuatan kabel gantian optikal	38	36	34	36	39	37	32	40
	27320 Pembuatan wayar dan kabel elektronik dan elektrik lain	736	641	629	667	737	663	736	731
	27330 Pembuatan alatan pendawaian pembawa dan bukan pembawa arus untuk litar elektrik (tanpa mengira jenis bahan)	54	51	51	54	60	55	48	51
274/ 27400	Pembuatan kelengkapan pencahayaan elektrik	167	154	148	146	161	144	183	222
275/ 27500	Pembuatan perkakasan domestik	953	948	1,010	1,007	939	991	1,001	1,111
279/ 27900	Pembuatan kelengkapan elektrik lain	735	619	655	605	663	682	674	709
281 & 282	Pembuatan jentera kegunaan umum dan kegunaan khas	3,813	3,584	3,621	4,056	3,960	3,889	3,509	3,667
	28120 & 28130 Pembuatan alat-alat kuasa bendalir	230	210	169	189	193	203	181	203
	28180 & 28220 Pembuatan alatan tangan yang menggunakan kuasa dilengkapkan dengan motor elektrik atau bukan motor elektrik atau pneumatik	961	914	949	1,059	1,028	1,049	950	957
	28192 Pembuatan mesin penyaman udara, termasuk untuk kenderaan bermotor	845	796	794	920	931	852	668	790
	28290 Pembuatan lain-lain mesin bertujuan khas t.t.t.l. Industri lain	1,191	1,148	1,138	1,195	1,183	1,201	1,171	1,222
291 (29101 & 29102)	Pembuatan kenderaan bermotor	5,504	4,540	4,342	4,070	4,531	3,309	4,167	4,314
292/ 29200	Pembuatan kerangka (coachwork) untuk kenderaan bermotor; pembuatan treler dan semi treler	523	458	586	520	544	591	648	598
293/ 29300	Pembuatan alat ganti dan aksesori untuk kenderaan bermotor	3,851	3,720	3,566	3,602	4,082	3,158	4,129	4,102
301 (30110 & 30120)	Pembinaan kapal dan bot	446	458	569	616	459	415	391	381
302, 303, 304 & 309	Pembuatan lokomotif keretapi, rolling stock, kapal angkasa dan udara, jentera berkaitan, kenderaan tempur ketenteraan, dan kelengkapan pengangkutan t.t.t.l.	928	830	922	870	843	852	818	821
	30910 Pembuatan motosikal	290	249	248	247	253	247	256	241
	30920 Pembuatan basikal dan invalid carriages Industri lain	201	166	195	188	193	199	175	187
		437	415	479	434	398	406	388	392
310	Pembuatan perabot	1,794	1,652	1,880	1,523	1,528	1,107	1,168	1,267
	31001 Pembuatan perabot kayu dan rotan Industri lain	896	868	1,019	783	767	547	590	681
		898	784	862	740	762	560	578	587
321 (32110 & 32120)	Pembuatan barang kemas, bijouterie dan artikel berkaitan	531	457	485	581	599	606	552	552
322, 325 & 329	Pembuatan instrumen muzik, peralatan dan bekalan perubatan dan pergigian dan pembuatan lain t.t.t.l.	531	533	520	579	623	529	516	506
	32901 Pembuatan alat tulis Industri lain	129	121	133	147	149	150	156	155
		402	412	387	431	474	379	360	350
323/ 32300	Pembuatan barangan sukan	23	21	23	26	22	17	17	17
324/ 32400	Pembuatan permainan dan mainan	38	38	48	52	65	57	59	60
331 & 332	Pembaikan pemasangan produk logam, jentera, kelengkapan dan pemasangan jentera perindustrian dan kelengkapan	548	527	632	610	432	444	426	473
	33150 Pembaikan dan penyelenggaraan kelengkapan pengangkutan kecuali motosikal dan basikal Industri lain	203	200	260	263	168	169	162	191
		345	327	372	347	264	275	264	282
		152,704	146,191	158,431	153,227	154,897	156,094	157,060	163,893

2025									Group Description/Period
Sep.	Okt.	Nov.	Dis.	Jan.	Feb.	Mac	Apr.	Mei	
257	308	304	295	301	284	302	273	342	Manufacture of optical instruments, photographic equipment, magnetic and optical media
1,906	1,859	1,681	1,623	1,547	1,423	1,484	1,580	1,657	Manufacture of electric motors, generators, transformers and electricity distribution and control apparatus
564	548	454	437	388	359	361	384	416	Manufacture of electric motors, generators and transformers
1,342	1,311	1,227	1,186	1,159	1,065	1,123	1,196	1,240	Manufacture of electricity distribution and control apparatus
770	629	605	568	728	670	657	727	792	Manufacture of batteries and accumulators
846	850	813	775	781	703	702	758	831	Manufacture of wiring and wiring devices
30	30	30	32	29	26	25	27	29	Manufacture of fibre optic cables
767	769	731	693	695	623	623	675	747	Manufacture of other electronic and electric wires and cables
49	51	52	50	57	53	55	57	55	Manufacture of current-carrying and non current-carrying wiring devices for electrical circuits regardless of material
218	215	197	202	184	187	179	178	194	Manufacture of electric lighting equipment
1,014	927	895	881	926	935	936	945	849	Manufacture of domestic appliances
708	684	632	703	727	605	646	598	615	Manufacture of other electrical equipment
3,689	3,885	4,398	4,483	4,157	3,965	3,786	4,443	4,267	Manufacture of general-purpose and special-purpose machinery
218	216	270	276	221	189	193	212	216	Manufacture of fluid power equipment
918	956	1,103	1,142	1,070	1,131	1,014	1,168	1,133	Manufacture of other pumps, compressors, taps and valves
753	833	922	965	922	858	803	1,003	903	Manufacture of power-driven hand tools with self-contained electric or non-electric motor or pneumatic drives
599	610	714	731	636	509	514	684	617	Manufacture of metal-forming machinery and machine tools
1,201	1,270	1,391	1,369	1,308	1,278	1,261	1,376	1,398	Manufacture of air-conditioning machines, including for motor vehicles
3,402	4,385	4,351	4,357	3,813	3,534	3,352	3,538	3,450	Manufacture of motor vehicles
636	799	872	792	848	551	637	649	656	Manufacture of other special-purpose machinery n.e.c.
3,674	3,640	3,903	3,725	3,478	3,391	3,246	3,495	3,834	Other industry
451	569	618	603	598	561	620	637	514	Manufacture of motor vehicles
838	896	919	854	793	749	876	828	803	Manufacture of bodies (coachwork) for motor vehicles; manufacture of trailers and semi-trailers
220	233	266	250	248	240	310	273	282	Manufacture of parts and accessories for motor vehicles
180	202	217	203	197	169	177	187	188	Building of ships and boats
437	461	435	401	348	339	389	368	333	Manufacture of railway locomotives, rolling stock, air and spacecraft, related machinery, military fighting vehicles and transport equipment n.e.c
1,490	1,644	1,740	1,774	1,818	1,750	1,971	1,565	1,578	Manufacture of motorcycles
735	798	879	905	942	930	1,073	815	817	Manufacture of bicycles and invalid carriages
755	845	860	869	876	820	898	750	760	Other industry
615	546	576	567	621	535	511	603	617	Manufacture of jewellery, bijouterie and related articles
532	479	500	500	505	507	550	614	653	Manufacture of musical instruments, medical and dental instruments and supplies and other manufacturing n.e.c.
143	142	130	139	139	134	145	155	156	Manufacture of stationery
389	338	370	360	366	373	405	460	497	Other industry
16	15	18	19	21	21	22	24	20	Manufacture of sports goods
58	55	50	46	47	45	49	54	57	Manufacture of games and toys
593	584	610	576	574	557	681	663	471	Repair of fabricated metal products, machinery and equipment and installation of industrial machinery and equipment
258	240	264	246	239	231	302	307	186	Repair and maintenance of transport equipment except motorcycles and bicycles
335	344	346	330	335	326	379	356	285	Other industry
162,262	161,428	161,971	158,389	158,095	153,133	164,340	160,415	158,687	Total Manufacturing

Jadual Table **1.4b** : Nilai Jualan Sektor Pembuatan Mengikut Kumpulan: Perubahan Peratusan Tahunan
 : Sales Value of Manufacturing Sector by Group: Annual Percentage Change

Kod Kumpulan Group code	Keterangan Kumpulan/Tempoh	2023		2024				2025		2024		2025		2024	
		2023	2024	Q1	Q2	Q3	Q4	Q1	(Jan. - Mei)	(Jan. - Mei)	Jan.	Feb.	Mac		
101	Pemrosesan dan pengawetan daging	5.7	-59.8	5.8	3.5	6.5	11.5	-3.5	5.0	-8.0	7.6	4.9	5.0		
102	Pemrosesan dan pengawetan ikan, krustasea dan moluska	6.0	-0.9	3.2	0.8	-3.9	-3.4	5.4	2.3	6.6	3.7	3.6	2.2		
	10201 Pengetinan ikan, krustasea dan moluska														
	10202 Pemrosesan dan pengawetan ikan, krustasea dan moluska	5.2	-1.7	2.6	-0.02	-5.0	-3.9	4.6	1.8	5.7	2.8	3.0	1.9		
	Industri lain	19.5	10.3	12.5	12.6	13.3	3.6	15.3	10.9	18.8	18.4	12.4	6.8		
103	Pemrosesan dan pengawetan buah-buahan dan sayur - sayuran	31.0	10.9	23.7	10.7	6.3	5.0	1.7	19.5	0.2	38.0	24.3	11.3		
	10303 Pengetinan nanas														
	10304 Pembuatan jem, marmalad dan sajian jeli	58.2	12.9	35.8	8.3	6.4	6.7	-13.0	27.0	-15.9	52.3	35.3	23.1		
	Industri lain	24.3	10.2	20.3	11.4	6.2	4.5	6.3	17.3	5.2	34.1	21.2	7.9		
104	Pembuatan minyak dan lemak daripada sayuran dan haiwan	-11.2	10.6	-0.2	9.4	16.4	15.2	14.3	3.3	14.2	12.7	-8.9	-5.5		
	10404 Pembuatan minyak sayuran mentah dan bertapis														
	10406 Pembuatan sebatian lemak masakan	0.8	1.8	1.8	-9.9	3.4	12.0	17.8	-5.1	25.0	16.1	-5.0	-4.8		
	10405 Pembuatan minyak kelapa	-19.9	34.3	17.3	36.8	43.3	39.9	24.3	21.3	23.2	0.8	23.4	31.8		
	Industri lain	-12.6	11.6	-0.7	12.1	18.0	15.4	13.6	4.5	12.6	12.3	-9.8	-5.9		
105	Pembuatan produk tenusu	-0.1	-1.8	-6.6	-8.4	1.7	6.7	8.7	-7.4	8.0	-4.9	-6.9	-7.8		
	10502 Pembuatan susu pekat, tepung dan sejat	-0.4	-4.3	-8.7	-11.4	-1.1	4.8	7.1	-9.8	6.4	-6.9	-9.2	-9.9		
	Industri lain	4.0	31.9	26.9	36.8	34.9	28.8	25.8	30.8	25.5	22.6	31.0	27.7		
106	Pembuatan produk bijian, kanji dan produk berkanji	5.1	11.0	6.1	10.7	13.8	13.4	11.6	7.2	12.8	12.5	-1.5	7.7		
	10611 Pengilangan beras	3.2	11.8	3.2	10.0	17.9	16.3	13.4	4.7	13.0	12.5	-9.7	8.1		
	10613 Pengilangan tepung	7.6	10.6	9.1	11.1	10.5	11.6	10.9	9.5	13.6	13.1	7.1	7.0		
	Industri lain	-3.7	6.4	6.7	17.1	3.9	-1.5	-4.8	10.8	-5.0	3.5	3.6	13.4		
107	Pembuatan produk makanan lain	8.3	12.3	11.0	12.0	12.3	13.6	15.8	11.8	15.2	13.3	8.1	11.5		
	10711 Pembuatan biskut dan cookies	23.0	15.2	28.2	18.4	13.0	5.4	4.3	25.0	4.4	39.0	16.9	29.4		
	10712 Pembuatan roti, kek dan produk bakeri lain	10.7	8.0	0.8	0.6	10.2	21.2	25.9	1.6	24.7	2.3	0.8	-0.7		
	10713 Pembuatan produk snek	16.9	27.0	41.5	37.0	22.2	12.3	0.0	40.3	-3.9	55.9	33.1	36.7		
	10721 Pembuatan gula	17.6	14.8	27.9	17.4	10.5	7.1	10.3	27.0	10.7	28.2	25.8	29.8		
	10731 Pembuatan produk koko	6.2	53.8	22.8	54.9	60.0	76.4	50.5	33.2	38.5	25.4	14.4	29.8		
	10732 Pembuatan coklat dan produk coklat														
	10733 Pembuatan konfeksi gula	-2.2	6.8	2.9	7.9	8.0	8.4	13.3	4.91	14.9	-1.1	1.0	8.7		
	10793 Pembuatan sos dan bahan perasa	7.5	13.4	17.0	22.8	7.6	7.5	4.0	19.4	4.2	27.8	12.7	11.5		
	10799 Pembuatan produk makanan lain t.t.t.l.	5.3	3.3	4.3	1.7	5.3	1.9	15.6	2.8	17.8	10.7	2.9	-0.2		
	Industri lain	11.0	8.7	11.9	9.9	7.3	6.1	8.4	11.0	8.0	16.4	8.6	10.8		
108/10800	Pembuatan makanan haiwan tersedia	17.4	-0.7	8.2	-1.0	-5.7	-2.9	1.0	5.0	4.9	9.9	6.2	8.4		
110	Pembuatan minuman ringan	2.7	9.0	6.1	8.2	9.4	12.0	9.8	6.3	8.3	6.5	4.6	7.2		
	11041 Pembuatan minuman ringan	6.2	13.6	11.2	12.7	14.1	15.9	12.9	11.5	11.1	16.9	6.6	10.3		
	11042 Pengeluaran air mineral semulajadi dan minuman lain yang dibotolkan	3.7	3.5	2.0	0.1	0.2	11.9	21.3	0.6	20.5	8.2	1.2	-2.5		
	Industri lain	-2.8	3.4	-0.1	3.8	4.4	5.5	1.7	0.4	0.3	-7.7	2.6	5.3		
120/12000	Pembuatan produk tembakau	17.6	8.4	9.3	11.8	9.6	2.8	0.5	9.6	-0.3	3.9	16.7	8.3		
131	Pemintalan, penenunan dan penyiapan tekstil	-12.3	2.8	-0.1	6.8	2.9	1.4	-3.3	2.9	-2.9	1.7	2.4	-4.2		
	13110 Penyediaan dan pemintalan gentian tekstil														
	13120 Penenunan tekstil	-11.9	-0.3	-6.2	1.2	1.1	3.2	-2.4	-3.6	-2.6	-5.4	-5.5	-7.5		
	13132 Pewarnaan, pelunturan, percetakan dan penyiapan akhir benang dan fabrik	-13.1	12.6	21.9	26.6	8.3	-3.2	-5.6	26.6	-4.0	28.6	30.4	7.7		
	Industri lain	-30.1	-13.3	-15.2	-24.4	-15.9	5.2	3.0	-19.6	17.0	-27.4	7.1	-21.6		
139	Pembuatan tekstil lain	10.8	12.1	15.7	14.2	12.4	6.5	-5.6	15.0	-4.3	16.6	14.5	16.0		
	13910 Pembuatan fabrik dikait dan dikrusye	-1.8	5.9	5.6	5.9	10.3	1.8	-1.4	5.7	0.6	6.1	4.9	5.8		
	Industri lain	21.2	16.2	22.8	20.1	13.7	9.4	-8.1	21.6	-7.3	23.9	21.2	23.2		
141	Pembuatan pakaian, kecuali pakaian berbulu	5.0	2.6	4.0	2.2	5.4	-0.9	2.6	3.8	1.7	6.3	-2.5	8.3		
	14102 Pembuatan pakaian	5.7	0.4	4.3	-0.5	2.0	-3.9	2.0	3.1	1.0	6.3	-3.3	9.9		
	Industri lain	-0.2	19.2	2.3	23.1	33.3	22.1	6.9	8.9	6.4	5.7	3.1	-1.4		
142 & 143	Pembuatan artikel daripada kulit bulu dan pakaian yang dikait dan dikrusye	18.8	11.8	21.4	15.1	14.4	-1.9	-4.3	20.7	-5.7	23.4	18.9	22.2		
151 (15110 & 15120)	Penyamakan dan pembersihan kulit, pembuatan bagasi, beg tangan, pelana dan abah-abah pembersihan dan pewarnaan bulu	7.5	9.7	6.5	2.7	12.9	15.2	13.6	5.0	12.6	6.5	6.6	6.5		
152	Pembuatan kasut	12.6	-4.1	7.1	-0.02	-8.8	-13.4	-9.7	3.7	-3.7	11.2	7.6	2.4		
	15201 Pembuatan kasut kulit														
	15203 Pembuatan kasut getah	16.1	0.1	12.9	2.5	-4.4	-8.8	-5.1	7.9	1.7	14.5	12.4	11.8		
	Industri lain	6.5	-12.1	-3.4	-4.6	-17.4	-23.2	-19.2	-3.8	-14.6	4.7	-0.7	-13.6		
161/16100	Pengilangan dan pengetaman kayu	-2.7	-7.6	-8.5	-5.2	-8.0	-8.4	-5.3	-7.2	-4.2	-2.0	-15.4	-8.1		

2025														Group Description/Period
Apr.	Mei	Jun	Jul.	Ogo.	Sep.	Okt.	Nov.	Dis.	Jan.	Feb.	Mac	Apr.	Mei	
2.7	5.0	2.9	6.3	5.3	8.0	10.9	13.2	10.1	11.8	-10.9	-11.0	-15.7	-13.5	Processing and preserving of meat
6.1	-3.3	0.1	-5.1	-3.7	-2.8	-5.1	-4.4	-0.5	-1.9	9.9	8.9	4.9	11.8	Processing and preserving of fish, crustaceans and molluscs
6.1	-4.3	-1.3	-6.6	-5.2	-3.1	-5.8	-5.0	-0.7	-2.4	9.3	7.7	2.9	11.5	Canning of fish, crustaceans and molluscs
5.7	11.3	20.8	19.6	21.0	1.0	5.1	3.2	2.7	4.3	16.6	25.8	33.5	15.9	Processing, curing and preserving of fish, crustacean and molluscs
16.1	11.9	4.6	9.0	8.6	1.4	8.0	2.2	5.0	-1.3	6.3	0.4	-0.4	-3.6	Processing and preserving of fruits and vegetable
24.4	8.9	-4.3	6.8	6.7	5.9	7.4	6.7	6.1	-9.2	-9.5	-19.9	-13.6	-26.3	Pineapple canning
13.7	12.9	7.8	9.7	9.2	0.02	8.2	0.7	4.7	1.1	11.2	7.0	3.6	3.4	Manufacture of jams, marmalades and table jellies
8.3	9.0	10.9	23.5	23.3	4.6	13.7	15.0	17.0	11.1	18.1	14.7	12.2	15.9	Manufacture of vegetable and animal oils and fats
-14.6	-14.9	0.2	2.7	3.5	4.0	7.6	13.8	14.7	15.3	14.7	23.9	38.8	35.3	Manufacture of crude and refined vegetable oil
31.4	25.3	55.5	60.0	35.5	36.0	27.8	64.0	31.6	29.2	22.1	21.9	20.5	22.4	Manufacture of compound cooking fats
11.7	12.7	12.1	26.3	26.1	4.5	14.4	14.8	17.1	10.4	18.6	13.1	9.0	13.5	Manufacture of coconut oil
-8.4	-8.5	-8.4	-0.1	2.6	2.5	0.6	8.1	11.7	10.8	8.0	7.3	8.1	6.0	Manufacture of dairy products
-10.7	-11.9	-11.7	-3.2	0.1	-0.3	-1.5	6.3	10.1	10.0	6.1	5.4	5.7	4.9	Manufacture of condensed, powdered and evaporated milk
30.1	42.1	37.6	37.2	34.0	33.8	25.2	29.6	31.7	19.2	28.8	30.0	35.2	16.6	Other industry
8.3	9.1	15.1	13.6	14.5	13.4	15.1	12.7	12.4	6.2	15.3	13.5	13.8	15.0	Manufacture of grain mill products, starches and starch products
7.1	6.6	17.2	17.4	18.4	17.8	18.2	15.3	15.4	9.1	19.7	12.1	12.2	12.8	Rice milling
8.8	11.4	13.0	10.3	11.0	10.2	13.5	11.2	10.3	4.3	12.6	16.1	16.8	18.4	Flour milling
19.6	15.2	16.6	8.2	9.1	-4.6	-4.3	-1.6	1.5	-4.4	-4.0	-5.8	-5.2	-5.5	Other industry
14.8	11.4	10.1	12.1	12.3	12.5	14.4	12.1	14.4	14.7	18.0	15.0	16.5	12.1	Manufacture of other food products
29.5	13.3	13.8	14.1	11.6	13.4	13.0	0.5	3.3	2.8	8.2	2.2	2.5	6.6	Manufacture of biscuits and cookies
8.5	-2.3	-3.6	3.4	7.6	20.3	18.9	19.8	25.1	24.0	30.1	23.9	24.9	21.3	Manufacture of bread, cakes and other bakery products
38.8	38.5	33.9	36.2	19.1	13.0	19.1	7.5	10.6	-3.3	11.6	-6.7	-5.9	-12.2	Manufacture of snack products
30.5	21.8	3.2	12.3	10.9	8.7	9.8	5.9	5.4	9.5	10.8	10.6	10.9	11.4	Manufacture of sugar
38.0	59.2	67.1	50.1	70.7	59.3	75.9	74.2	79.2	49.2	51.8	50.5	44.5	6.8	Manufacture of cocoa products
8.4	7.4	7.8	9.2	9.2	5.5	8.4	6.5	10.3	17.5	13.0	9.8	18.0	16.1	Manufacture of chocolate and chocolate products
14.5	33.1	22.2	11.6	5.8	5.9	7.2	10.5	5.0	0.3	2.3	9.4	4.7	4.4	Manufacture of sugar confectionery
2.3	-1.3	4.4	4.4	5.6	5.7	1.9	2.3	1.6	12.3	15.0	19.6	19.8	22.6	Manufacture of sauces and condiments
11.6	8.2	9.9	10.8	7.3	4.0	6.2	5.7	6.4	3.7	10.3	11.1	9.5	5.6	Manufacture of other food products n.e.c.
1.0	0.7	-4.6	-3.9	-4.1	-9.1	-9.1	-1.7	3.1	2.7	0.2	0.1	2.3	18.1	Manufacture of prepared animal feeds
7.0	6.2	11.8	9.4	9.9	8.9	7.2	13.1	16.3	9.1	9.9	10.5	5.6	6.5	Manufacture of beverages
12.2	11.7	14.3	9.0	14.9	18.9	15.9	17.2	14.7	6.3	19.8	12.8	8.1	8.9	Manufacture of soft drinks
-1.0	-1.6	3.0	4.8	-0.9	-3.1	5.4	11.5	19.8	19.6	25.4	19.0	19.3	19.1	Production of natural mineral waters and other bottled waters
1.3	0.7	10.6	11.9	5.2	-2.4	-6.4	7.0	18.2	10.6	-10.0	4.4	-2.7	-1.0	Other industry
11.2	9.2	16.3	19.2	6.0	4.2	2.8	1.5	4.3	1.9	1.7	-1.7	-1.2	-2.1	Manufacture of tobacco products
4.5	9.9	5.9	7.5	5.8	-5.4	0.6	0.9	2.6	-0.1	-1.2	-8.7	-2.1	-2.5	Spinning, weaving and finishing of textiles
0.9	-0.5	3.4	4.7	3.2	-5.3	4.7	2.5	2.4	2.7	1.1	-11.2	-2.3	-3.3	Preparation and spinning of textile fibres
18.0	48.9	14.1	16.9	14.1	-5.4	-9.2	-3.1	3.0	-7.8	-7.0	-1.6	-2.4	-1.3	Weaving of textiles
-25.8	-28.0	-18.7	-13.0	-17.0	-17.8	3.6	-1.1	14.4	2.8	-5.2	14.5	44.8	43.3	Dyeing, bleaching, printing and finishing of yarns and fabrics
12.9	14.9	14.9	15.3	13.7	8.3	5.0	6.2	8.5	-5.2	-5.4	-6.1	-1.9	-2.7	Manufacture of other textiles
5.7	5.8	6.2	12.1	15.0	3.6	-1.8	3.0	4.1	-1.8	-1.4	-0.9	2.3	5.2	Manufacture of knitted and crocheted fabrics
18.0	21.3	20.9	17.3	12.8	11.2	9.1	8.1	11.0	-7.3	-7.8	-9.2	-4.5	-7.5	Other industry
4.5	2.5	-0.7	8.8	4.3	3.0	2.5	-4.0	-1.1	1.2	3.5	3.2	2.6	-2.3	Manufacture of wearing apparel, except fur apparel
3.6	-1.0	-4.2	4.8	0.5	0.6	1.0	-7.4	-5.0	-0.7	3.6	3.3	2.1	-3.5	Manufacture of clothings
11.2	31.5	26.9	42.6	37.1	21.5	14.6	22.0	29.7	14.6	3.5	3.1	6.5	4.8	Other industry
22.9	16.3	6.2	20.1	24.7	1.3	-0.7	-2.0	-3.1	-2.5	-2.5	-7.7	-7.3	-9.1	Manufacture of articles of fur, knitted and crocheted apparel
3.6	1.2	3.4	7.8	15.1	15.0	14.2	13.2	18.4	17.7	12.5	10.6	11.2	10.5	Tanning and dressing of leather; manufacture of luggage, handbags, saddlery and harness; dressing and dyeing of fur
-1.9	-0.9	2.9	-4.6	-10.7	-10.7	-16.4	-12.2	-11.7	-16.1	-5.0	-7.1	5.6	6.2	Manufacture of footwear
-0.8	1.6	7.1	-0.8	-4.8	-7.4	-12.3	-6.6	-7.6	-11.1	2.3	-5.6	13.1	13.3	Manufacture of leather footwear
-3.9	-5.1	-4.9	-11.9	-22.4	-17.6	-24.9	-24.2	-20.5	-26.8	-19.3	-10.3	-8.2	-7.1	Manufacture of rubber footwear
-2.4	-7.7	-6.5	-6.7	-8.4	-8.5	-9.9	-9.0	-6.0	-10.6	0.4	-5.0	-1.8	-3.0	Other industry
														Sawmilling and planning of wood

Jadual Table **1.4b** : Nilai Jualan Sektor Pembuatan Mengikut Kumpulan: Perubahan Peratusan Tahunan
 : Sales Value of Manufacturing Sector by Group: Annual Percentage Change

Kod Kumpulan Group code	Keterangan Kumpulan/Tempoh			2024				2025	2024	2025	2024			
		2023	2024	Q1	Q2	Q3	Q4	Q1	(Jan. - Mei)	(Jan. - Mei)	Jan.	Feb.	Mac	
162	Pembuatan produk daripada kayu, gabus, jerami dan bahan jalinan lain	-5.8	4.8	1.3	6.6	9.1	4.1	0.7	2.7	0.7	0.7	-1.5	4.6	
16211	Pembuatan kepingan venier dan papan lapis	1.2	5.4	2.7	6.8	7.3	5.8	6.0	3.8	5.7	1.0	1.4	5.8	
16212	Pembuatan papan partikel dan papan gentian	-13.1	6.0	1.0	4.7	13.1	7.0	-4.2	1.7	-4.4	5.0	-5.7	3.4	
16221	Pertukangan kayu untuk jurubina	-5.6	4.3	-0.1	7.5	11.0	1.8	0.7	2.2	-0.30	-9.0	2.2	7.5	
	Industri lain	-15.5	-0.9	-3.7	10.1	4.0	-11.0	-15.2	0.0	-10.4	-0.5	-9.1	-1.6	
170	Pembuatan kertas dan produk kertas	5.7	0.9	2.0	1.5	1.1	-1.0	-1.4	1.6	-1.6	6.7	1.3	-1.7	
17010	Pembuatan pulpa, kertas dan kertas tebal	-3.8	4.6	1.5	9.9	7.6	-0.1	2.2	2.8	2.2	1.8	1.2	1.6	
17020	Pembuatan kertas gelugur dan kertas tebal dan bekas daripada kertas dan kertas tebal	-3.5	-4.3	-8.5	-4.1	1.4	-5.7	-3.4	-7.9	-3.2	-0.6	-13.2	-11.5	
17091	Pembuatan sampul surat dan kad surat	0.3	-2.1	-14.6	-3.8	-0.03	12.1	8.3	-9.7	4.6	-18.1	-9.2	-15.7	
17092	Pembuatan kertas kegunaan rumah dan pembersih peribadi	13.2	-6.5	1.1	-5.5	-12.6	-9.2	-6.3	-0.1	-7.1	2.9	1.5	-0.9	
17093	Pembuatan kertas bergam atau pelekat yang berjalur atau bergulung dan label dan kertas dinding	19.0	5.8	16.7	0.8	-3.1	9.4	-3.5	12.1	-3.2	24.8	25.6	2.2	
	Industri lain	41.1	24.5	31.7	25.7	25.8	16.4	10.0	28.3	9.5	40.9	27.3	27.7	
181 & 182	Percetakan, aktiviti perkhidmatan berkaitan percetakan dan penerbitan semula media rakaman	6.0	6.7	3.6	7.4	9.3	7.0	6.7	4.8	6.9	4.7	2.5	3.5	
18110	Percetakan	3.6	12.5	9.9	13.9	15.0	11.6	11.5	11.0	11.4	11.7	9.0	9.1	
18120 &	Aktiviti perkhidmatan berkaitan percetakan	15.1	-14.0	-16.6	-15.2	-12.6	-11.2	-13.3	-15.7	-12.4	-16.4	-17.4	-15.9	
18200	Penerbitan semula media rakaman													
192 (19201 & 19202)	Pembuatan produk petroleum bertapis	-10.1	-7.2	-12.9	-7.2	-3.9	-4.8	-6.0	-12.4	-7.3	-21.0	-8.8	-6.7	
201	Pembuatan kimia asas, baja dan sebatian nitrogen, plastik dan getah sintetik dalam bentuk primer	-8.0	-0.01	-8.1	3.3	4.0	1.7	7.4	-3.6	5.0	-5.0	-9.1	-10.0	
20111	Pembuatan gas perindustrian atau perubatan bukan organik dalam bentuk cecair atau mampat	-16.2	23.3	-15.2	32.3	49.3	40.8	51.1	-1.1	42.0	-27.3	-19.5	5.1	
20112 &	Pembuatan kimia organik asas	-11.6	3.2	-9.8	9.3	8.1	8.1	10.7	-1.8	6.2	-7.5	-9.9	-12.0	
20113	Pembuatan sebatian bukan organik													
20121 &	Pembuatan baja	-18.4	-26.7	-35.8	-24.9	-23.8	-19.2	6.9	-33.8	5.5	-40.2	-40.1	-27.1	
20129	Pembuatan produk campuran nitrogen													
20131	Pembuatan plastik dalam bentuk primer	2.1	-2.0	2.6	-1.3	-0.6	-8.8	-6.3	0.6	-8.7	10.6	1.4	-3.6	
	Industri lain	-8.2	4.3	-6.9	4.3	9.2	12.0	29.3	-2.9	40.2	-0.7	-9.6	-10.6	
202 & 203	Pembuatan produk kimia lain dan serat buatan manusia	17.8	6.5	13.6	9.3	5.4	-1.5	-4.6	12.7	-4.1	22.9	9.0	8.9	
20210	Pembuatan racun perosak dan produk agrokimia lain	23.6	-8.4	4.1	-2.6	-14.3	-19.9	-19.7	2.7	-18.7	3.2	12.3	-2.5	
20221	Pembuatan cat, varnis dan penyadur dan mastik	34.7	15.4	38.0	18.2	7.8	1.1	-11.0	32.0	-12.1	54.3	30.6	30.5	
20222	Pembuatan dakwat cetak	-3.6	7.5	7.2	5.6	9.5	7.7	-7.3	9.0	-6.1	9.1	1.5	10.9	
20231 &	Pembuatan sabun dan bahan pencuci, penyediaan membersihkan dan mengilap	10.6	0.7	5.6	2.1	3.0	-7.9	-6.9	4.4	-5.4	23.7	-1.0	-4.8	
20232	Pembuatan pewangi dan penyediaan dandanan diri													
20291 &	Pembuatan plat fotografi, filem, sensitized paper dan other sensitized unexposed materials	9.7	12.9	1.1	17.3	18.0	16.0	21.5	7.0	21.7	-2.1	-2.7	8.9	
20292 &	Pembuatan dakwat menulis dan melukis													
20299	Pembuatan produk kimia lain t.t.t.l.													
	Industri lain	4.9	-6.6	-12.4	-7.8	10.9	-14.0	-0.5	-13.2	3.9	-8.2	-10.5	-18.2	
210	Pembuatan produk farmaseutikal, kimia perubatan dan botani	5.2	5.6	5.4	6.8	6.3	4.1	5.9	5.4	7.0	3.3	6.5	6.3	
21001	Pembuatan bahan aktif ubat-ubatan untuk digunakan oleh bidang farmakologi dalam pembuatan ubat-ubatan	4.5	3.8	4.8	6.7	3.9	-0.1	5.3	4.9	5.7	1.5	5.9	6.8	
	Industri lain	8.5	14.0	8.4	7.0	17.0	23.0	8.4	7.6	12.9	11.8	9.4	4.2	
221	Pembuatan produk getah	-9.1	7.7	4.4	5.6	10.5	10.7	8.2	5.0	6.2	7.2	5.1	1.7	
22111	Pembuatan tayar getah untuk kenderaan	-38.1	-13.2	-31.4	-12.9	-8.1	5.6	3.9	-24.7	-0.4	-30.5	-30.9	-32.7	
22112	Pembuatan bunga tayar yang boleh ditukar ganti dan tayar celup	27.1	7.4	4.7	6.3	12.8	5.8	12.7	5.0	12.6	23.3	-4.9	-1.1	
22191 &	Pembuatan produk lain daripada getah asli atau sintetik, tidak divulgan, divulgan atau dikeraskan	-16.9	11.9	7.0	12.0	20.2	8.9	-3.6	9.5	-4.5	8.4	6.3	6.2	
22193	Pengilangan semula getah dan prosesan susu getah													
22192	Pembuatan sarung tangan getah	-5.8	8.4	5.6	5.2	10.5	13.1	11.5	5.6	8.8	8.2	7.4	2.6	
22199	Pembuatan produk getah lain yang t.t.t.l.	-9.5	7.6	10.8	11.7	8.5	-0.1	-2.2	10.7	-1.9	16.6	9.0	6.8	
222	Pembuatan produk plastik	-0.6	5.4	5.4	6.1	5.2	5.0	1.7	6.0	0.2	8.8	4.7	3.0	
22201 &	Pembuatan produk plastik separa siap	-5.3	-1.0	-2.6	-2.3	-2.3	3.5	1.7	-2.1	-0.5	2.0	-6.4	-3.2	
22202	Pembuatan produk plastik siap													
22203	Pembuatan artikel plastik untuk pembungkusan barangan	-1.9	8.4	6.7	11.6	10.3	4.9	0.4	9.0	-0.6	7.3	6.6	6.2	
22204	Pembuatan barangan plastik jurubina	41.2	10.7	23.4	6.9	6.5	9.0	8.3	15.7	10.3	53.5	19.8	7.5	
22205	Pembuatan pinggan mangkuk, peralatan dapur dan barangan tandas daripada plastik	7.9	-0.02	-2.0	-6.7	3.0	6.6	2.7	-3.6	-1.4	0.7	4.0	-9.1	
22209	Pembuatan pelbagai produk plastik t.t.t.l.	-3.6	10.0	13.4	16.0	6.9	5.0	1.8	14.5	0.6	16.2	12.5	11.5	
231 (23101 & 23102 & 23109)	Pembuatan kaca dan produk kaca	-3.3	2.8	4.6	3.7	6.2	-3.3	-3.1	4.1	0.0	6.8	6.9	0.3	

2025														Group Description/Period
Apr.	Mei	Jun	Jul.	Ogo.	Sep.	Okt.	Nov.	Dis.	Jan.	Feb.	Mac	Apr.	Mei	
5.7	5.3	9.4	15.6	7.1	6.7	3.8	3.6	5.1	2.1	0.8	-0.8	1.5	-0.2	Manufacture of products of wood, cork, straw and plaiting materials
6.1	6.3	8.3	11.8	6.4	5.5	4.8	4.7	8.1	8.8	5.4	3.9	6.9	2.8	Manufacture of veneer sheets and plywood
4.0	2.3	8.6	19.6	10.8	11.1	8.9	8.5	3.6	-3.6	-3.7	-5.2	-5.3	-4.2	Manufacture of particle board and fibreboard
7.7	6.7	7.9	12.8	10.5	10.1	-1.0	-0.9	7.7	4.8	-1.4	-1.1	-2.6	-2.3	Manufacture of builders' carpentry
6.4	8.1	17.4	24.9	-3.4	-3.9	-11.5	-11.8	-9.7	-20.9	-10.1	-14.0	-2.4	-1.5	Other industry
1.1	0.8	2.7	6.8	0.5	-3.5	-4.1	0.7	0.4	-1.9	-1.1	-1.3	-0.9	-2.8	Manufacture of paper and paper products
4.6	5.2	21.2	24.5	4.3	-3.5	-6.9	4.2	2.4	1.4	1.9	3.3	4.0	0.6	Manufacture of pulp, paper and paperboard
-6.4	-7.4	1.9	8.7	3.2	-6.9	-9.2	-3.1	-4.7	-8.6	3.3	-4.0	-1.4	-4.5	Manufacture of corrugated paper and paperboard and of containers of paper and paperboard
-1.7	-2.0	-7.8	-10.3	4.6	5.6	9.3	16.2	10.9	9.8	6.9	7.9	3.7	-5.2	Manufacture of envelopes and letter-card
-0.7	-3.0	-13.5	-11.2	-15.8	-10.6	-9.2	-9.3	-9.0	-3.3	-7.6	-7.8	-7.4	-9.4	Manufacture of household and personal hygiene paper
5.5	5.7	-8.3	-10.0	0.2	0.6	3.9	11.6	12.7	-1.4	-12.8	4.5	-2.4	-3.1	Manufacture of gummed or adhesive paper in strips or rolls and labels and wall paper
22.4	24.9	29.7	35.9	23.3	18.6	19.7	13.2	16.5	13.7	11.0	5.4	8.8	8.9	Other industry
7.6	5.9	8.7	13.4	7.5	7.0	6.7	7.3	7.0	6.7	7.3	6.1	6.7	7.9	Printing, service activities related to printing and reproduction of recorded media
13.3	12.3	16.1	19.5	12.8	12.8	13.6	10.3	11.2	11.9	12.1	10.4	11.4	11.3	Printing
-12.5	-15.8	-17.4	-9.3	-12.1	-16.5	-19.5	-4.9	-9.8	-14.4	-12.4	-13.0	-14.4	-7.2	Service activities related to printing
														Reproduction of recorded media
-5.2	-17.6	1.6	4.8	-7.5	-8.5	-7.0	-4.4	-2.4	-2.1	-6.7	-9.4	-8.6	-9.9	Manufacture of refined petroleum products
6.6	1.5	1.9	7.1	3.3	1.8	-2.2	0.4	6.8	10.7	4.1	7.2	5.1	-2.4	Manufacture of basic chemicals, fertilizer and nitrogen compounds, plastics and synthetic rubber in primary forms
28.2	25.6	44.8	47.0	44.4	57.3	32.9	33.2	56.0	46.8	52.0	54.0	43.5	17.0	Manufacture of liquefied or compressed inorganic industrial or medical gases
														Manufacture of basic organic chemicals
14.0	11.8	1.8	11.6	6.2	6.9	3.8	6.4	13.5	21.1	1.4	9.5	3.3	-4.5	Manufacture of inorganic compounds
														Manufacture of fertilizers
-27.3	-33.6	-10.5	-15.8	-27.5	-27.6	-26.9	-18.5	-11.1	3.3	15.0	3.6	5.0	1.8	Manufacture of associated nitrogen products
2.3	-6.7	0.9	0.5	2.5	-5.1	-9.9	-10.7	-5.7	-6.5	-4.0	-8.1	-8.2	-17.0	Manufacture of plastics in primary forms
3.1	4.4	5.3	14.6	3.3	10.3	6.9	14.8	14.6	9.6	34.9	45.6	55.1	57.2	Other industry
15.4	7.5	5.6	7.0	5.3	3.9	0.8	0.4	-5.6	-11.8	3.1	-4.0	-3.6	-2.8	Manufacture of other chemical products and man-made fibres
-1.6	2.8	-8.2	-10.8	-17.4	-14.5	-20.8	-22.5	-16.0	-20.0	-18.9	-20.2	-20.1	-14.1	Manufacture of pesticides and other agrochemical products
33.0	14.7	9.0	13.0	5.7	5.1	5.5	9.7	-11.2	-18.2	0.2	-13.4	-13.9	-14.0	Manufacture of paints, varnishes and similar coatings ink and mastics
18.2	5.8	-6.6	10.8	9.4	8.2	19.3	2.6	2.9	-13.4	-4.1	-4.0	-7.1	-1.0	Manufacture of printing ink
														Manufacture of soap and detergents, cleaning and polishing preparations
7.1	-1.9	1.8	2.2	5.7	0.9	-4.1	-8.0	-11.3	-15.5	-0.7	-2.4	-4.0	-1.8	Manufacture of perfumes and toilet preparations
														Manufacture of photographic plates, films, sensitized paper and other sensitized unexposed materials
16.6	17.0	18.2	18.6	17.7	17.6	13.3	14.6	20.2	12.6	31.7	21.7	22.9	21.3	Manufacture of writing and drawing ink
														Manufacture of other chemical products n.e.c.
-24.5	-3.7	8.9	-1.2	27.6	10.5	-4.8	-19.3	-16.6	-1.3	-1.9	1.8	36.0	-9.0	Other industry
7.4	3.0	9.4	8.7	5.4	4.9	1.7	4.6	6.1	3.4	7.2	6.9	7.5	10.0	Manufacture of pharmaceuticals, medicinal chemical and botanical products
7.7	2.4	9.6	9.0	0.4	2.3	-2.1	0.9	1.0	3.6	7.1	5.2	4.0	8.9	Manufacture of medicinal active substances to be used for their pharmacological properties in the manufacture of medicaments
6.2	6.1	8.4	7.6	27.3	16.1	18.1	22.3	29.3	2.7	7.8	14.7	26.2	15.1	Other industry
6.5	5.2	5.0	10.1	11.6	9.8	12.3	9.1	10.7	8.9	8.4	7.5	4.5	2.5	Manufacture of rubber products
-18.1	-9.9	-10.9	-11.4	-6.2	-6.3	0.5	10.1	7.1	7.1	2.6	1.9	2.9	-13.7	Manufacture of rubber tyres for vehicles
5.0	5.9	7.8	19.9	16.0	3.7	3.8	5.0	8.8	9.4	19.7	9.7	13.3	11.7	Manufacture of interchangeable tyre treads and retreading rubber tyres
														Manufacture of other products of natural or synthetic rubber, unvulcanized, vulcanized or hardened
14.2	12.5	9.2	20.6	22.6	17.5	6.5	9.2	10.9	-4.3	-4.8	-1.8	-2.5	-9.0	Rubber remilling and latex processing
6.6	4.4	4.3	10.1	11.4	10.1	15.5	10.6	13.0	12.8	12.0	10.0	5.9	5.0	Manufacture of rubber gloves
9.5	11.7	13.9	7.8	9.6	8.1	2.2	-0.6	-1.8	-1.8	-1.9	-2.8	-1.8	-1.2	Manufacture of other rubber products n.e.c.
8.3	5.2	4.8	6.0	5.1	4.6	6.3	6.5	2.2	2.0	1.8	1.4	1.5	-5.2	Manufacture of plastics products
														Manufacture of semi-manufactures of plastic products
0.3	-3.0	-3.9	-1.4	-1.3	-4.3	1.6	7.3	1.8	2.5	2.9	-0.02	-2.0	-4.8	Manufacture of finished plastic products
13.3	10.6	10.8	10.9	9.6	10.4	9.3	4.2	1.3	1.2	0.1	-0.03	2.4	-6.0	Manufacture of plastic articles for the packing of goods
6.6	6.2	7.9	8.9	5.0	5.7	8.9	9.0	9.2	9.0	9.2	6.9	16.1	10.0	Manufacture of builders' plastics ware
-3.9	-7.0	-9.2	3.2	2.9	2.8	6.4	10.1	3.3	2.1	2.4	3.7	-5.4	-7.6	Manufacture of plastic tableware, kitchenware and toilet articles
18.2	14.1	15.8	7.7	6.6	6.4	6.3	6.8	2.0	1.2	1.5	2.6	4.4	-6.5	Manufacture of diverse plastic products n.e.c.
5.1	1.7	4.5	14.0	1.1	3.0	0.6	-5.3	-4.4	-9.8	-2.5	3.3	6.1	3.9	Manufacture of glass and glass products

Jadual Table **1.4b** : Nilai Jualan Sektor Pembuatan Mengikut Kumpulan: Perubahan Peratusan Tahunan
: Sales Value of Manufacturing Sector by Group: Annual Percentage Change

Kod Kumpulan Group code	Keterangan Kumpulan/Tempoh	2023		2024				2025		2024			
		2023	2024	Q1	Q2	Q3	Q4	Q1	(Jan. - Mei)	(Jan. - Mei)	Jan.	Feb.	Mac
239	Pembuatan pengeluaran galian bukan logam t.t.t.l.	8.4	6.6	7.9	8.5	7.3	3.0	2.7	8.3	3.1	12.7	3.9	7.2
23911	Pembuatan mortar refraktori dan konkrit &												
23921	Pembuatan seramik bukan refraktori	7.9	3.4	5.2	-0.1	1.7	6.5	10.4	3.4	10.7	13.5	1.5	1.0
23930	Pembuatan produk porselin dan seramik lain	-7.0	-6.4	-13.5	-1.3	1.3	-11.3	-6.4	-9.4	-8.4	-15.0	-14.1	-11.1
23941	Pembuatan simen hidraulik	12.4	2.2	2.7	3.9	2.1	0.1	-0.1	3.4	-0.8	2.7	0.1	5.0
23951	Pembuatan konkrit dan mortar siap bancuh dan bancuhan kering	9.1	3.8	5.2	4.2	5.4	0.3	1.9	5.5	1.9	9.1	0.8	5.7
23952	Pembuatan konkrit pratuangan, simen atau artikel batu buatan yang digunakan dalam pembinaan;												
23953	Pembuatan komponen struktur pasang siap untuk bangunan atau kejuruteraan awam dari simen, batu atau konkrit buatan	7.3	13.0	17.1	15.4	12.3	7.3	5.7	16.6	6.7	27.0	11.5	13.3
23959	Pembuatan artikel konkrit, simen dan plaster lain t.t.t.l.												
23990	Pembuatan produk mineral bukan logam lain t.t.t.l. Industri lain	4.7	10.3	7.1	19.8	14.5	1.2	-3.6	11.8	-1.6	9.6	1.0	11.1
		8.9	-6.2	-9.7	-13.5	-2.1	1.5	7.3	-10.6	10.4	-5.0	-3.6	-19.8
241 (24101 & 24102 & 24103 & 24104 & 24109)	Pembuatan besi dan keluli asas	6.7	7.0	7.2	11.2	7.8	3.1	0.4	9.3	2.6	5.9	7.9	7.7
242 (24201 & 24202 & 24209)	Pembuatan logam asas berharga dan logam bukan ferus lain	1.0	4.4	-0.4	9.8	7.9	1.9	9.6	2.1	7.3	1.3	-3.2	0.8
243	Pengacuan logam	7.6	10.9	20.0	12.9	7.4	4.3	-2.4	20.4	-2.6	23.1	18.1	18.8
251 & 252	Pembuatan produk struktur logam, tangki, takungan, penjana wap, senjata dan peluru	11.6	4.7	11.4	8.8	0.6	-2.1	-1.9	10.2	-1.7	10.4	14.5	9.5
25113	Pembuatan pintu, tingkap dan bingkai, penutup tingkap dan pintu pagar daripada logam	12.3	6.8	10.2	7.8	4.8	4.2	1.9	9.2	2.0	11.4	11.3	7.8
25119	Pembuatan produk struktur logam lain												
25120	Pembuatan tangki, takungan dan kontena daripada logam Industri lain	10.4	1.4	17.7	14.3	-8.0	-16.2	-10.7	15.9	-10.5	10.2	27.5	17.0
		7.0	-18.0	-15.5	-18.6	-20.4	-17.7	-15.9	-15.9	-12.1	-13.3	-14.1	-19.1
259	Pembuatan lain-lain produk yang direka daripada logam; aktiviti perkhidmatan kerja logam	6.6	14.3	13.7	17.5	15.5	10.7	8.6	15.3	8.2	14.0	4.8	22.8
25910	Tempaan, tekanan, hentakan dan bentuk gelekkan logam; serbuk metalurgi	5.3	3.3	2.8	3.2	3.4	3.7	3.8	3.1	4.5	4.6	2.5	1.5
25920	Rawatan dan penyalutan logam; menggunakan mesin	12.8	52.2	23.5	66.1	69.4	56.0	39.7	36.1	33.3	5.9	7.1	65.1
25991	Pembuatan tin untuk produk makanan dan minuman, tiub dan kotak boleh dilipat	6.4	9.6	26.0	17.3	-0.04	-2.2	-4.5	24.5	-2.7	31.8	16.1	30.1
25992	Pembuatan kabel, plaited bands (jalur/pita berpintal) dan artikel seumpamanya daripada logam	-1.8	13.3	12.7	16.7	14.8	9.1	6.5	14.8	6.1	11.0	6.5	20.9
25993	Pembuatan bolt, skru, nat dan produk uliran seumpamanya												
25994	Pembuatan barangan rumah daripada logam	13.2	8.9	11.2	12.5	6.0	6.0	-0.7	9.8	1.4	12.3	13.8	7.3
25999	Pembuatan produk lain yang direka daripada logam t.t.t.l. Industri lain	13.1	7.7	8.3	5.9	12.4	4.8	6.5	7.2	6.4	16.3	-7.0	16.3
		43.8	21.3	18.0	23.7	24.9	18.9	12.8	18.8	12.9	16.1	19.8	18.1
261	Pembuatan komponen dan papan elektronik	2.5	3.3	-1.7	3.2	5.7	6.1	8.3	0.2	8.0	-2.3	-3.3	0.1
26101	Pembuatan diod, transistor dan alatan semikonduktor yang seumpamanya	-2.9	4.4	-2.0	6.4	6.8	6.8	8.4	1.3	8.5	-6.6	-2.8	2.3
26102	Pembuatan litar elektronik bersepadu dengan pemasangan mikro												
26103	Pembuatan kapasitor dan perintang elektrik												
26104	Pembuatan papan litar bercetak	8.4	-3.7	-7.5	-5.6	-0.8	-0.6	6.3	-6.9	6.4	-3.9	-10.1	-7.8
26105	Pembuatan komponen paparan												
26109	Pembuatan komponen lain untuk aplikasi elektronik	35.3	52.8	78.3	47.8	45.7	47.3	20.1	66.9	12.9	94.4	83.5	60.8
262 (26201 & 26202)	Pembuatan komputer dan kelengkapan peranti	2.2	25.0	19.5	31.7	32.9	15.2	10.9	23.8	10.5	15.5	17.8	25.3
263/26300	Pembuatan peralatan komunikasi	41.7	23.3	32.5	25.3	18.8	19.4	5.7	30.2	-1.4	42.1	38.2	20.9
264/26400	Pembuatan peralatan elektronik pengguna	-1.5	0.2	-3.2	5.8	2.7	-4.6	-4.8	-1.7	1.1	0.9	-0.3	-8.9
265	Pembuatan kelengkapan mengukur, menguji, memandu arah dan kawalan; jam tangan dan jam	3.1	22.8	12.8	28.2	27.2	23.4	19.2	18.9	16.5	8.1	17.5	13.5
26511	Pembuatan kelengkapan mengukur, menguji, memandu arah dan kawalan	4.5	26.1	13.3	31.8	32.4	27.2	19.7	20.2	16.2	8.3	18.3	14.0
26512	Pembuatan kelengkapan kawalan proses perindustrian												
26520	Pembuatan jam tangan dan jam dan bahagiannya	-6.5	-3.5	8.6	-0.1	-11.2	-7.6	14.9	7.7	19.5	6.4	10.6	9.1
266/26600	Pembuatan peralatan penyinaran, perubatan elektro dan elektroterapeutik	4.6	6.8	25.5	9.8	0.2	-5.2	1.3	23.4	2.1	48.4	17.8	12.9

2025														Group Description/Period
Apr.	Mei	Jun	Jul.	Ogo.	Sep.	Okt.	Nov.	Dis.	Jan.	Feb.	Mac	Apr.	Mei	
10.2	8.0	7.0	10.4	7.5	4.2	4.2	1.8	3.0	2.2	2.6	3.3	4.3	3.4	Manufacture of non-metallic mineral products n.e.c. <i>Manufacture of refractory mortars and concretes</i>
1.2	-0.01	-1.6	3.2	6.4	-3.8	2.6	3.5	13.2	4.0	16.7	10.9	13.2	9.3	<i>Manufacture of non-refractory ceramic</i>
-2.5	-3.3	2.1	6.4	-1.1	-1.4	-9.5	-11.3	-13.0	-13.3	-7.6	2.6	-10.9	-11.7	<i>Manufacture of other porcelain and ceramic products</i>
5.5	3.5	2.6	3.6	1.4	1.2	1.4	-2.9	2.1	1.2	1.6	-2.9	-1.1	-2.6	<i>Manufacture of hydraulic cement</i>
10.4	1.3	0.9	4.0	6.9	5.1	5.3	-2.0	-1.7	1.6	1.8	2.3	2.8	1.0	<i>Manufacture of ready-mix and dry-mix concrete and mortars</i>
														<i>Manufacture of precast concrete, cement or artificial stone articles for use in construction</i>
17.7	13.8	14.4	15.9	11.8	9.4	8.3	7.6	6.1	5.0	5.1	7.0	7.3	9.4	<i>Manufacture of prefabricated structural components for building or civil engineering of cement, concrete or artificial stone</i> <i>Manufacture of other articles of concrete, cement and plaster n.e.c.</i>
11.0	29.1	19.9	29.0	14.3	1.9	1.2	1.9	0.5	-1.2	-7.3	-2.5	5.4	-2.2	<i>Manufacture of other non-metallic mineral products n.e.c.</i>
-10.6	-13.5	-16.5	4.6	-2.3	-8.2	-1.2	1.3	4.4	-4.1	-0.6	28.6	14.2	17.1	<i>Other industry</i>
14.7	11.0	7.3	11.2	7.8	5.4	8.6	1.1	-0.3	0.5	-0.3	1.1	6.8	6.0	Manufacture of basic iron and steel
5.1	7.5	20.1	21.4	8.2	-0.2	-4.0	4.5	5.2	3.8	12.9	12.0	5.1	2.4	Manufacture of basic precious and other non-ferrous metals
28.1	13.6	-2.4	7.9	5.2	9.3	4.8	3.9	4.2	-6.1	-3.5	2.5	-2.9	-3.0	Casting of metals
11.8	5.2	9.5	0.1	1.3	0.2	-2.1	-3.7	-0.6	-2.6	-1.5	-1.5	-1.0	-1.7	Manufacture of structural metal products, tanks, reservoirs , steam generators , weapons and ammunition
10.7	4.7	8.1	5.2	3.0	6.3	4.7	1.8	6.1	0.8	1.4	3.8	3.8	0.3	<i>Manufacture of metal doors, windows and their frames, shutters and gates</i> <i>Manufacture of other structural metal products</i>
17.3	8.9	16.4	-9.4	-0.6	-13.6	-16.5	-15.8	-16.2	-10.0	-8.1	-13.6	-12.9	-7.0	<i>Manufacture of tanks, reservoirs and containers of metal</i>
-15.3	-17.6	-22.9	-22.4	-22.5	-15.8	-16.6	-18.8	-17.7	-20.5	-14.0	-12.9	-6.3	-5.1	<i>Other industry</i>
21.4	13.7	17.1	16.0	16.6	14.1	12.6	10.5	9.1	7.8	11.5	6.9	7.5	7.7	Manufacture of other fabricated metal products; metal working service activities
4.8	2.1	2.6	3.3	3.8	3.1	4.1	3.2	3.8	2.6	3.5	5.2	6.1	4.9	<i>Forging, pressing, stamping and roll-forming of metal; powder metallurgy</i>
60.0	56.7	82.0	55.3	80.8	73.2	62.3	64.7	43.7	44.5	50.7	27.3	28.9	19.8	<i>Treatment and coating of metals; machining</i>
30.9	13.9	7.3	2.8	-1.4	-1.2	1.5	-3.9	-3.8	-6.5	-3.6	-3.2	-3.6	4.0	<i>Manufacture of tins and cans for food products, collapsible tubes and boxes</i>
22.6	13.4	14.1	13.6	19.0	11.8	8.7	8.9	9.8	8.9	7.5	3.4	4.8	6.0	<i>Manufacture of metal cable, plaited bands and similar articles</i> <i>Manufacture of bolts, screws, nuts and similar threaded products</i>
7.2	8.4	22.7	2.5	8.0	7.6	2.3	8.3	7.5	-2.9	-2.1	3.1	3.7	5.9	<i>Manufacture of metal household articles</i>
8.6	2.1	6.7	17.6	9.7	10.1	8.0	3.1	3.4	1.8	12.8	5.9	6.3	6.1	<i>Manufacture of any other fabricated metal products n.e.c.</i>
20.9	18.9	32.0	32.1	23.8	19.4	21.0	19.1	16.6	9.8	9.9	18.4	13.4	12.9	<i>Other industry</i>
-2.3	9.1	2.8	2.1	7.7	6.9	0.1	10.2	8.5	8.2	8.8	7.9	10.8	4.4	Manufacture of electronic components and boards
2.2	11.7	5.4	2.1	10.0	8.0	1.2	12.0	7.8	7.5	9.3	8.4	11.1	6.6	<i>Manufacture of diodes, transistors and similar semiconductor devices</i> <i>Manufacture of electronic integrated circuits micro assemblies</i>
														<i>Manufacture of electrical capacitors and resistors</i>
-11.3	-0.03	-5.1	-2.7	0.1	-0.05	-7.9	3.3	3.5	7.5	5.7	6.0	10.1	3.1	<i>Manufacture of printed circuit boards</i>
														<i>Manufacture of display components</i>
37.8	65.5	40.4	43.8	45.4	47.4	46.9	45.1	49.9	18.1	26.6	15.9	13.6	-7.1	<i>Manufacture of other components for electronic applications</i>
29.4	29.2	37.1	40.4	31.5	24.0	15.9	10.6	18.7	14.1	8.7	10.3	9.7	10.5	Manufacture of computers and peripheral equipment
8.1	46.2	21.7	31.8	24.9	4.5	19.1	30.4	10.1	10.3	5.0	2.2	-2.0	-16.8	Manufacture of communication equipment
-9.6	10.8	15.6	10.7	8.6	-9.1	-3.3	-8.8	-1.1	-14.6	-7.4	6.3	8.7	11.0	Manufacture of consumer electronics
21.7	38.0	25.2	24.6	35.1	22.6	22.1	25.6	22.6	24.0	18.1	15.7	18.6	6.6	Manufacture of measuring, testing, navigating and control equipment; watches and clocks
23.9	41.6	29.6	30.1	40.7	27.2	26.7	29.4	25.7	24.3	17.8	17.0	17.4	4.9	<i>Manufacture of measuring, testing, navigating and control equipment</i> <i>Manufacture of industrial process control equipment</i>
4.0	8.3	-10.3	-13.0	-5.5	-14.8	-14.1	-4.3	-3.9	21.3	20.8	2.5	30.1	24.9	<i>Manufacture of watches and clocks and parts</i>
13.4	26.2	-8.1	2.0	1.3	-2.5	-7.3	-7.1	-1.0	-4.3	13.1	-3.1	5.2	1.7	Manufacture of irradiation, electromedical and electrotherapeutic equipment

Jadual Table **1.4b** : Nilai Jualan Sektor Pembuatan Mengikut Kumpulan: Perubahan Peratusan Tahunan
 : Sales Value of Manufacturing Sector by Group: Annual Percentage Change

Kod Kumpulan Group code	Keterangan Kumpulan/Tempoh			2024				2025	2024	2025	2024		
		2023	2024	Q1	Q2	Q3	Q4	Q1	(Jan. - Mei)	(Jan. - Mei)	Jan.	Feb.	Mac
267 (26701 & 26702) & 268 (26800)	Pembuatan peralatan optikal, kelengkapan fotografi, media magnetik dan optikal	24.2	14.4	33.4	11.2	-0.1	16.1	6.7	27.1	14.7	44.7	33.2	24.0
271	Pembuatan motor elektrik, penjana, transformer dan perkakasan pengagihan dan pengawalan elektrik	11.9	2.5	4.3	4.1	-2.2	4.8	1.6	5.7	2.6	8.6	4.7	-0.1
27101	Pembuatan motor elektrik, penjana dan transformer	-4.6	3.7	2.1	5.0	2.4	5.6	-7.2	3.9	-5.0	4.9	0.8	0.3
27102	Pembuatan perkakasan pengagihan dan pengawalan elektrik	19.7	2.0	5.2	3.8	-4.0	4.5	4.9	6.4	5.4	10.1	6.2	-0.2
272/ 27200	Pembuatan bateri dan akumulator	-3.4	11.7	-3.6	0.2	48.1	6.5	35.6	-0.7	35.2	-6.7	-4.0	0.6
273	Pembuatan pendawaian dan peranti pendawaian	-8.7	-1.8	-6.8	-1.5	-0.3	1.5	-3.7	-3.8	-2.3	1.6	-11.3	-10.6
27310	Pembuatan kabel gantian optikal	27.3	-7.7	4.7	-5.9	-15.9	-12.6	-26.0	1.2	-26.0	8.2	9.3	-3.2
27320	Pembuatan wayar dan kabel elektronik dan elektrik lain	-9.7	-2.1	-8.4	-2.4	0.8	1.8	-3.3	-5.2	-1.4	0.2	-13.6	-12.0
27330	Pembuatan alatan pendawaian pembawa dan bukan pembawa arus untuk litar elektrik (tanpa mengira jenis bahan)	-14.4	7.6	11.0	14.8	-3.2	8.3	5.4	13.6	2.4	19.6	10.3	3.7
274/ 27400	Pembuatan kelengkapan pencahayaan elektrik	9.4	20.5	16.5	13.5	20.2	30.1	17.3	17.1	18.8	26.1	15.2	8.4
275/ 27500	Pembuatan perkakasan domestik	-3.9	2.0	3.1	1.7	1.1	2.1	-3.9	2.4	-5.5	4.6	3.7	1.1
279/ 27900	Pembuatan kelengkapan elektrik lain	15.2	-13.4	-6.5	-16.1	-16.7	-13.7	-1.5	-10.4	-2.6	2.2	-11.6	-10.1
281 & 282	Pembuatan jentera kegunaan umum dan kegunaan khas	-1.9	3.8	1.9	3.2	3.0	6.6	8.1	2.6	8.3	3.3	1.6	0.7
28120 & 28130	Pembuatan alat-alat kuasa bendalir	-10.5	-4.2	2.0	-0.8	-4.0	-10.9	-1.1	0.4	3.9	8.6	-1.4	-2.0
28180 & 28220	Pembuatan alatan tangan yang menggunakan kuasa dilengkapkan dengan motor elektrik atau bukan motor elektrik atau pneumatik	-2.8	12.5	13.9	16.5	11.4	8.7	13.8	15.2	12.3	11.8	11.1	19.0
28192	Pembuatan jentera pembentukan logam dan alatan mesin	-16.3	7.4	2.9	2.4	12.9	12.6	6.0	1.3	4.7	5.9	4.9	-1.8
28290	Pembuatan mesin penyaman udara, termasuk untuk kenderaan bermotor	-1.7	-11.2	-23.0	-11.0	-10.8	1.0	-0.6	-17.1	-0.9	-19.8	-24.3	-25.0
	Pembuatan lain-lain mesin bertujuan khas t.t.t.l. Industri lain	14.3	4.9	8.7	3.0	-0.2	8.3	10.6	7.1	13.1	9.0	9.2	7.8
291 (29101 & 29102)	Pembuatan kenderaan bermotor	15.0	2.6	16.4	20.8	1.9	-18.6	-25.6	21.7	-23.1	29.4	19.6	0.8
292/ 29200	Pembuatan kerangka (coachwork) untuk kenderaan bermotor; pembuatan treler dan semi treler	9.3	-10.2	-25.4	-19.3	-3.1	5.7	30.0	-25.9	27.0	-25.1	-28.4	-23.2
293/ 29300	Pembuatan alat ganti dan aksesori untuk kenderaan bermotor	12.6	5.3	9.3	5.3	5.3	1.7	-9.2	10.9	-7.3	16.9	13.9	-1.7
301 (30110 & 30120)	Pembinaan kapal dan bot	11.8	3.4	-9.2	-2.6	6.0	21.6	20.8	-6.4	15.1	-12.3	-10.6	-5.3
302, 303, 304 & 309	Pembuatan lokomotif keretapi, rolling stock, kapal angkasa dan udara, jentera berkaitan, kenderaan tempur ketenteraan, dan kelengkapan pengangkutan t.t.t.l.	-2.4	1.2	9.2	6.1	-0.1	-8.5	-9.8	8.2	-7.9	13.9	10.4	3.8
30910	Pembuatan motosikal	5.6	10.2	31.1	17.3	0.4	-2.7	1.4	27.6	5.1	41.4	30.3	21.5
30920	Pembuatan basikal dan invalid carriages	-19.2	-0.9	-8.8	-4.9	4.7	6.8	-3.3	-8.2	-2.6	-4.3	-17.0	-5.5
	Industri lain	3.0	-2.6	7.4	5.8	-2.4	-17.1	-19.2	6.9	-17.8	9.2	15.0	0.2
310	Pembuatan perabot	0.2	8.4	12.6	10.5	7.0	3.9	4.0	12.4	3.6	13.0	9.2	15.3
31001	Pembuatan perabot kayu dan rotan	-1.4	10.8	15.1	15.1	7.5	6.0	5.9	16.4	5.7	13.7	9.8	21.5
	Industri lain	1.8	6.0	10.0	6.1	6.4	1.9	2.0	8.4	1.5	12.4	8.6	8.8
321 (32110 & 32120)	Pembuatan barang kemas, bijouterie dan artikel berkaitan	-1.4	19.6	12.9	17.4	33.6	15.6	13.2	14.0	8.9	12.4	9.8	16.7
322, 325 & 329	Pembuatan instrumen muzik, peralatan dan bekalan perubatan dan pergigian dan pembuatan lain t.t.t.l.	12.8	-8.7	-0.6	-3.8	-17.9	-11.4	-1.4	-1.3	1.6	1.6	-0.9	-2.6
32901	Pembuatan alat tulis	6.1	5.2	-4.9	7.0	9.2	9.6	9.0	-0.9	7.3	-4.7	-10.3	0.4
	Industri lain	14.9	-12.9	0.8	-7.1	-25.6	-17.5	-4.7	-1.5	-0.3	3.8	2.3	-3.6
323/ 32300	Pembuatan barangan sukan	15.5	-4.0	4.6	-2.6	-7.2	-11.9	-5.7	1.7	-6.4	10.9	6.3	-2.4
324/ 32400	Pembuatan permainan dan mainan	-15.1	15.1	-6.3	3.6	42.6	26.7	14.3	-6.9	4.7	-15.9	-1.2	-1.5
331 & 332	Pembaikan pemasangan produk logam, jentera, kelengkapan dan pemasangan jentera perindustrian dan kelengkapan	7.3	4.7	4.7	7.1	4.1	3.3	6.2	5.3	7.2	3.4	3.0	7.4
33150	Pembaikan dan penyelenggaraan kelengkapan pengangkutan kecuali motosikal dan basikal	7.9	14.6	12.0	19.3	11.9	15.6	16.6	14.1	15.7	9.2	12.8	13.7
	Industri lain	6.9	-1.1	0.6	0.2	-0.7	-4.2	-0.4	0.2	1.6	0.3	-2.2	3.4
Jumlah Pembuatan		0.2	4.6	1.8	5.7	6.5	4.4	4.0	3.3	3.8	3.2	0.7	1.4

2025														Group Description/Period
Apr.	Mei	Jun	Jul.	Ogo.	Sep.	Okt.	Nov.	Dis.	Jan.	Feb.	Mac	Apr.	Mei	
18.5	16.6	-0.6	1.5	-0.8	-0.9	19.9	14.1	14.5	7.0	7.9	5.2	14.3	43.0	Manufacture of optical instruments, photographic equipment, magnetic and optical media
7.6	7.7	-2.5	-2.3	-2.9	-1.5	7.4	3.1	3.6	0.1	2.4	2.5	2.9	5.2	Manufacture of electric motors, generators, transformers and electricity distribution and control apparatus
6.4	6.9	1.8	2.6	0.7	3.9	12.0	1.6	2.3	-10.0	-5.2	-5.9	-5.5	1.7	Manufacture of electric motors, generators and transformers
8.1	8.0	-3.9	-4.0	-4.3	-3.6	5.6	3.6	4.1	4.1	5.2	5.5	5.9	6.5	Manufacture of electricity distribution and control apparatus
-1.2	8.0	-5.4	64.6	49.1	35.3	8.5	8.7	2.1	33.8	38.7	34.5	35.7	33.9	Manufacture of batteries and accumulators
-4.6	6.1	-5.9	0.6	-1.3	-0.1	3.2	1.0	0.2	-5.7	-3.4	-1.7	0.1	-0.6	Manufacture of wiring and wiring devices
-1.2	-5.3	-10.6	-25.1	-12.5	-8.7	-17.1	-5.6	-14.3	-24.4	-26.6	-27.1	-26.4	-25.7	Manufacture of fibre optic cables
-6.2	5.9	-6.7	2.1	-0.3	0.7	4.0	0.8	0.4	-5.6	-2.8	-1.0	1.2	1.3	Manufacture of other electronic and electric wires and cables
17.6	17.0	9.9	0.7	-4.9	-5.0	5.7	8.8	10.3	5.4	4.7	6.3	5.0	-7.7	Manufacture of current-carrying and non current-carrying wiring devices for electrical circuits regardless of material
19.4	17.0	4.8	10.4	25.3	24.4	32.3	21.8	36.8	10.3	21.5	20.8	21.9	20.2	Manufacture of electric lighting equipment
1.5	1.4	2.1	5.1	-1.0	-0.4	2.0	2.1	2.2	-2.8	-1.4	-7.3	-6.2	-9.6	Manufacture of domestic appliances
-15.8	-16.2	-16.2	-16.8	-14.3	-18.8	-14.2	-19.6	-6.9	-1.0	-2.2	-1.3	-1.2	-7.3	Manufacture of other electrical equipment
4.6	2.4	2.7	5.6	2.8	0.7	3.3	7.2	9.2	9.0	10.6	4.5	9.5	7.7	Manufacture of general-purpose and special-purpose machinery
-4.8	0.8	1.6	8.5	8.9	-20.4	-20.9	-10.7	-1.3	-4.0	-10.3	14.1	12.0	11.8	Manufacture of fluid power equipment
18.9	15.0	15.6	16.5	12.6	5.6	8.8	8.4	8.8	11.3	23.7	6.8	10.3	10.2	Manufacture of other pumps, compressors, taps and valves
-0.1	-1.6	10.3	13.0	13.2	12.6	15.6	12.4	10.3	9.0	7.8	1.1	9.0	-3.0	Manufacture of power-driven hand tools with self-contained electric or non-electric motor or pneumatic drives
-12.2	-3.4	-16.6	-15.0	-5.5	-10.8	-11.0	5.8	8.3	8.7	-1.1	-9.7	-1.2	-1.4	Manufacture of metal-forming machinery and machine tools
10.9	-0.5	-0.6	5.1	-6.6	1.9	5.4	7.9	11.6	9.8	11.3	10.8	15.1	18.3	Manufacture of air-conditioning machines, including for motor vehicles
43.0	23.0	-0.6	6.3	18.7	-17.2	-10.9	-24.2	-19.6	-30.7	-22.2	-22.8	-13.1	-23.9	Manufacture of other special-purpose machinery n.e.c.
-26.9	-26.4	-1.4	-2.1	-7.3	0.02	3.2	7.3	6.6	62.3	20.4	8.8	24.7	20.6	Other industry
16.3	10.8	-10.2	7.5	5.5	2.9	5.2	-0.8	1.0	-9.7	-8.9	-9.0	-3.0	-6.1	Manufacture of motor vehicles
-6.1	3.1	-3.1	10.5	7.2	1.6	1.6	34.6	33.2	34.1	22.3	9.1	3.5	12.2	Manufacture of bodies (coachwork) for motor vehicles; manufacture of trailers and semi-trailers
8.1	5.6	4.7	-0.02	-0.8	0.5	-0.2	-13.2	-11.1	-14.6	-9.8	-5.0	-4.8	-4.8	Manufacture of parts and accessories for motor vehicles
22.3	22.6	8.0	5.2	2.9	-7.1	-0.7	-0.5	-6.6	-14.7	-3.4	25.0	10.2	11.4	Building of ships and boats
-7.3	-7.1	-0.1	1.5	6.4	6.3	6.4	6.9	7.1	-2.1	2.3	-9.4	-0.5	-2.4	Manufacture of railway locomotives, rolling stock, air and spacecraft, related machinery, military fighting vehicles and transport equipment n.e.c
8.7	3.4	5.2	-3.8	-6.0	2.3	-2.5	-26.0	-20.4	-20.3	-18.4	-18.8	-15.2	-16.3	Manufacture of motorcycles
16.1	8.3	6.3	5.4	8.7	6.8	5.3	2.6	3.9	1.4	5.9	4.8	2.7	3.2	Manufacture of bicycles and invalid carriages
22.1	15.6	5.7	5.5	10.0	6.9	6.3	3.7	7.9	5.2	7.1	5.4	4.0	6.6	Other industry
10.3	1.9	6.8	5.3	7.2	6.6	4.3	1.4	0.1	-2.5	4.6	4.2	1.3	-0.2	Manufacture of furniture
18.2	12.7	21.6	47.0	38.8	19.6	20.6	12.6	14.0	17.0	17.0	5.5	3.8	3.0	Manufacture of wooden and cane furniture
-1.7	-2.7	-7.3	-16.1	-21.8	-15.7	-16.7	-9.2	-8.0	-4.9	-4.9	5.7	6.2	4.9	Other industry
4.9	4.7	11.6	13.3	5.1	9.7	10.4	9.1	9.2	7.6	10.6	8.9	5.3	4.9	Manufacture of musical instruments, medical and dental instruments and supplies and other manufacturing n.e.c.
-3.7	-4.9	-13.1	-24.6	-29.7	-22.3	-24.4	-14.3	-13.3	-9.0	-9.4	4.7	6.5	4.9	Manufacture of stationery
-1.7	-2.6	-3.8	-12.4	4.1	-12.0	-20.4	-8.0	-7.5	-8.5	-2.3	-6.1	-7.3	-7.6	Other industry
-9.2	-6.3	37.8	57.3	44.4	28.6	21.9	30.2	29.0	24.9	18.2	2.7	3.6	-12.7	Manufacture of sports goods
5.6	7.3	9.2	4.8	5.3	2.6	4.9	1.8	3.4	4.8	5.8	7.8	8.7	9.2	Manufacture of games and toys
14.0	23.0	24.8	15.5	12.4	9.3	12.8	15.9	18.2	17.9	15.4	16.4	16.7	11.0	Repair of fabricated metal products, machinery and equipment and installation of industrial machinery and equipment
-0.03	-0.8	1.5	-0.8	1.0	-1.9	-0.03	-6.9	-5.4	-2.9	-0.1	1.8	2.6	8.1	Repair and maintenance of transport equipment except motorcycles and bicycles
5.7	5.5	5.9	9.1	7.7	2.9	3.0	4.5	5.7	3.5	4.7	3.7	4.7	2.4	Other industry
														Total Manufacturing

Jadual Table **1.4c** : Nilai Jualan Sektor Pembuatan Mengikut Kumpulan: Perubahan Peratusan Bulanan/Suku Tahunan
 : Sales Value of Manufacturing Sector by Group: Monthly/Quarterly Percentage Change

Kod Kumpulan Group code	Keterangan Kumpulan/Tempoh	2024				2025	2024				
		Q1	Q2	Q3	Q4	Q1	Jan.	Feb.	Mac	Apr.	Mei
101	Pemprosesan dan pengawetan daging	3.3	3.2	0.1	4.6	-10.6	5.9	2.6	-0.8	2.5	2.4
102	Pemprosesan dan pengawetan ikan, krustasea dan moluska	-4.6	0.2	-0.4	1.5	4.1	4.5	-10.8	3.8	0.7	2.3
	10201 Pengetinan ikan, krustasea dan moluska &	-4.9	0.1	-0.5	1.5	3.5	4.7	-11.4	4.3	1.1	1.5
	10202 Pemprosesan dan pengawetan ikan, krustasea dan moluska Industri lain	-0.3	1.5	0.2	2.2	10.9	2.0	-2.6	-3.3	-4.8	13.8
103	Pemprosesan dan pengawetan buah-buahan dan sayur - sayuran	1.5	3.8	-0.8	0.5	-1.7	8.3	-6.8	3.9	1.8	4.1
	10303 Pengetinan nanas &	-1.5	2.3	1.5	4.4	-19.7	6.2	-5.1	7.3	-4.1	6.6
	10304 Pembuatan jem, marmalad dan sajian jeli Industri lain	2.5	4.3	-1.5	-0.7	4.3	9.0	-7.3	2.9	3.7	3.4
104	Pembuatan minyak dan lemak daripada sayuran dan haiwan	-16.8	10.5	15.0	9.0	-17.5	1.1	-23.5	-3.3	20.4	4.3
	10404 Pembuatan minyak sayuran mentah dan bertapis &	-1.9	-7.0	16.1	5.7	3.3	5.4	-12.6	1.3	-10.1	6.1
	10406 Pembuatan sebatian lemak masakan	9.1	0.5	18.6	7.6	-3.0	-0.3	5.3	-3.6	-11.9	20.0
	10405 Pembuatan minyak kelapa Industri lain	-18.9	13.2	14.8	9.4	-20.1	0.5	-25.3	-4.0	25.8	4.0
105	Pembuatan produk tenusu	-2.8	2.0	2.4	5.1	-1.0	0.05	0.5	6.8	-1.7	2.0
	10502 Pembuatan susu pekat, tepung dan sejat Industri lain	-3.3	0.8	1.4	6.1	-1.2	-1.1	1.3	7.4	-2.2	0.4
		2.8	16.2	12.2	-3.9	0.4	13.1	-7.4	0.3	4.9	19.8
106	Pembuatan produk bijian, kanji dan produk berkanji	3.6	6.0	1.5	1.7	2.0	5.8	-6.5	12.2	-1.5	4.4
	10611 Pengilangan beras	4.9	10.5	2.0	-1.6	2.3	3.4	-5.8	20.0	-1.3	4.8
	10613 Pengilangan tepung Industri lain	2.3	2.0	1.7	5.2	1.6	7.8	-7.2	5.3	-2.0	4.7
		5.8	2.0	-8.9	0.2	2.3	9.3	-6.9	9.4	2.5	-6.0
107	Pembuatan produk makanan lain	-0.1	5.6	2.1	5.6	1.8	1.6	-3.4	5.3	0.8	6.1
	10711 Pembuatan biskut dan cookies	-9.9	4.8	6.3	5.0	-10.8	-7.9	-9.1	11.6	-0.2	1.4
	10712 Pembuatan roti, kek dan produk bakeri lain	3.5	5.8	6.2	4.4	7.5	7.2	-6.0	4.7	4.2	2.8
	10713 Pembuatan produk snek	3.4	10.5	-3.8	2.2	-7.9	6.3	-11.7	16.4	-0.03	10.1
	10721 Pembuatan gula	-7.6	6.5	2.7	5.9	-4.8	-4.9	0.8	2.4	0.4	10.3
	10731 Pembuatan produk koko	16.3	21.4	5.4	18.5	-0.8	18.3	1.2	-2.8	6.0	27.3
	10732 Pembuatan coklat dan produk coklat &	0.3	5.1	-2.3	5.3	4.8	-2.5	0.4	8.7	-1.3	5.7
	10733 Pembuatan konfeksi gula	-0.9	6.0	-5.4	8.1	-4.1	-0.5	-2.7	1.6	4.5	1.5
	10793 Pembuatan sos dan bahan perasa	-7.3	-4.2	6.7	7.6	5.1	-2.2	-3.9	-1.1	-1.5	0.7
	10799 Pembuatan produk makanan lain t.t.t.l. Industri lain	2.4	3.4	0.2	0.04	4.6	4.4	-3.7	5.7	-1.5	4.1
108/10800	Pembuatan makanan haiwan tersedia	-3.5	5.1	-2.0	-2.2	0.3	4.0	-1.1	8.2	-0.8	4.8
110	Pembuatan minuman ringan	-1.1	-0.4	6.0	7.2	-3.0	2.4	-2.2	9.4	0.2	-6.9
	11041 Pembuatan minuman ringan	-2.4	0.2	11.1	6.7	-5.0	-0.4	-5.6	12.2	2.3	-10.9
	11042 Pengeluaran air mineral semulajadi dan minuman lain yang dibotolkan Industri lain	-2.4	1.2	8.1	4.8	5.8	0.1	4.7	3.0	1.9	-5.4
		1.5	-1.7	-2.9	8.8	-2.1	8.3	1.5	7.0	-3.6	-0.7
120/12000	Pembuatan produk tembakau	29.4	-14.7	-20.6	17.4	26.4	27.3	-0.6	20.3	-18.6	3.0
131	Pemintalan, penenunan dan penyiapan tekstil	8.4	7.2	-10.3	-2.7	3.4	12.1	-8.3	1.8	4.8	10.3
	13110 Penyediaan dan pemintalan gentian tekstil &	11.2	7.0	-11.2	-2.4	5.2	12.5	-9.2	6.0	5.0	4.4
	13120 Penenunan tekstil	1.4	8.4	-8.3	-3.9	-1.2	10.8	-6.2	-8.4	4.2	28.3
	13132 Pewarnaan, pelunturan, percetakan dan penyiapan akhir benang dan fabrik Industri lain	13.5	-22.2	9.4	8.9	11.1	26.8	13.4	-27.3	-9.7	5.8
139	Pembuatan tekstil lain	8.7	-3.7	-1.2	3.0	-3.6	9.8	-1.8	0.5	-4.7	1.7
	13910 Pembuatan fabrik dikait dan dikrusye Industri lain	9.1	-2.3	-0.2	-4.3	5.7	10.0	-0.9	0.8	-2.6	-0.1
		8.5	-4.5	-1.8	7.5	-8.8	9.6	-2.4	0.3	-5.9	2.8
141	Pembuatan pakaian, kecuali pakaian berbulu	2.7	-7.7	3.8	0.7	6.4	5.1	-7.6	10.8	-8.7	-0.8
	14102 Pembuatan pakaian Industri lain	1.2	-8.5	3.5	0.2	7.5	4.3	-9.1	11.3	-7.8	-2.8
		14.4	-2.4	5.3	3.9	0.1	12.2	3.2	7.4	-14.5	14.1
142 & 143	Pembuatan artikel daripada kulit bulu dan pakaian yang dikait dan dikrusye	9.4	-14.7	2.9	2.1	6.8	14.1	1.3	4.1	-12.0	-4.3
151 (15110 & 15120)	Penyamakan dan pembersihan kulit, pembuatan bagasi, beg tangan, pelana dan abah-abah pembersihan dan pewarnaan bulu	-7.2	-16.7	16.7	27.7	-8.5	-2.6	-3.3	4.6	-15.1	-1.9
152	Pembuatan kasut	-3.9	-9.0	-6.3	5.7	0.2	1.6	-10.2	0.3	-3.9	-2.5
	15201 Pembuatan kasut kulit &	-4.4	-11.4	-1.0	8.9	-0.6	0.6	-12.0	3.7	-9.5	-1.8
	15203 Pembuatan kasut getah Industri lain	-2.7	-3.9	-16.6	-1.4	2.3	3.8	-6.4	-6.6	8.5	-3.7
161/16100	Pengilangan dan pengetaman kayu	6.1	-27.3	2.7	15.6	9.7	10.8	-11.9	23.4	-16.9	-23.7

2025												Group Description/Period
Jun	Jul.	Ogo.	Sep.	Okt.	Nov.	Dis.	Jan.	Feb.	Mac	Apr.	Mei	
-3.8	-0.4	1.9	2.8	2.7	3.7	-9.1	7.5	-18.2	-0.9	-2.9	5.1	Processing and preserving of meat
-1.9	-0.7	0.3	1.6	0.8	-0.8	0.5	3.0	-0.04	2.9	-3.0	9.0	Processing and preserving of fish, crustaceans and molluscs
-2.2	-0.1	-0.2	2.3	0.5	-1.0	0.7	3.0	-0.7	2.8	-3.3	9.9	<i>Canning of fish, crustaceans and molluscs</i>
2.1	-7.5	7.4	-6.7	3.9	1.7	-1.3	3.5	8.8	4.3	1.1	-1.2	<i>Processing, curing and preserving of fish, crustacean and molluscs</i>
-2.8	0.8	-1.7	0.1	4.9	-4.3	-2.5	1.8	0.3	-1.8	1.0	0.7	Processing and preserving of fruits and vegetable
-2.1	0.3	-3.2	8.2	4.3	-1.4	-9.3	-9.1	-5.5	-5.0	3.3	-9.0	<i>Pineapple canning</i>
-3.0	1.0	-1.2	-2.4	5.0	-5.3	-0.1	5.3	1.9	-1.0	0.4	3.2	<i>Manufacture of jams, marmalades and table jellies</i>
2.1	7.1	8.5	-3.2	9.7	-2.4	1.4	-4.0	-18.7	-6.1	17.8	7.7	Manufacture of vegetable and animal oils and fats
9.6	1.1	7.4	3.5	1.0	-3.9	7.7	6.0	-13.1	9.5	0.7	3.4	<i>Manufacture of crude and refined vegetable oil</i>
3.9	13.5	-6.4	1.7	3.4	9.8	-3.6	-2.1	-0.5	-3.8	-12.8	21.8	<i>Manufacture of compound cooking fats</i>
1.2	7.8	8.8	-4.0	10.9	-2.3	0.7	-5.3	-19.7	-8.5	21.3	8.2	<i>Manufacture of coconut oil</i>
-6.2	1.5	8.9	-3.4	0.4	9.3	-5.5	-0.8	-2.1	6.1	-0.9	0.0	Manufacture of dairy products
-6.9	1.4	9.6	-4.4	1.2	10.3	-5.7	-1.1	-2.3	6.7	-2.0	-0.4	<i>Manufacture of condensed, powdered and evaporated milk</i>
0.8	1.7	2.7	5.3	-6.6	-0.7	-3.0	2.3	0.1	1.2	9.2	3.3	<i>Other industry</i>
-2.5	-1.9	3.9	3.3	1.0	-3.0	-2.0	-0.1	1.5	10.4	-1.2	5.5	Manufacture of grain mill products, starches and starch products
-4.9	0.3	3.1	4.2	-1.8	-5.3	0.3	-2.2	3.3	12.4	-1.2	5.4	<i>Rice milling</i>
-0.1	-3.8	4.9	2.7	4.0	-1.0	-4.3	1.9	0.2	8.6	-1.5	6.2	<i>Flour milling</i>
0.1	-5.9	-0.5	-2.7	0.5	2.0	1.2	2.9	-6.5	7.3	3.2	-6.3	<i>Other industry</i>
-4.7	-0.08	4.3	1.7	3.4	-0.2	-0.6	1.8	-0.6	2.7	2.1	2.2	Manufacture of other food products
-0.2	6.3	-1.7	2.4	7.5	-5.1	0.2	-8.3	-4.4	5.3	0.2	5.4	<i>Manufacture of biscuits and cookies</i>
-3.8	2.6	6.8	1.8	-0.5	0.8	2.7	6.3	-1.4	-0.3	5.0	-0.2	<i>Manufacture of bread, cakes and other bakery products</i>
-6.6	0.5	-4.4	-0.1	6.7	-4.2	0.3	-7.1	1.9	-2.7	0.9	2.7	<i>Manufacture of snack products</i>
-7.3	0.5	3.1	6.0	4.6	-1.5	-7.5	-1.1	2.0	2.2	0.6	10.8	<i>Manufacture of sugar</i>
-4.6	-5.0	13.1	-6.4	19.9	-1.3	0.5	-1.4	3.0	-3.7	1.8	-5.9	<i>Manufacture of cocoa products</i>
-9.1	-1.2	6.0	-1.4	2.3	2.4	0.8	3.9	-3.4	5.7	6.1	4.0	<i>Manufacture of chocolate and chocolate products</i>
0.9	-10.9	3.9	7.3	1.2	3.0	-3.7	-4.8	-0.8	8.6	0.03	1.3	<i>Manufacture of sugar confectionery</i>
-3.4	-1.1	10.1	9.4	-0.7	1.1	-4.6	8.1	-1.5	2.8	-1.4	3.1	<i>Manufacture of sauces and condiments</i>
-0.9	0.5	-2.3	1.5	1.1	-1.4	-0.8	1.7	2.4	6.5	-2.9	0.4	<i>Manufacture of other food products n.e.c.</i>
-6.4	2.7	-0.2	-5.0	0.8	4.3	-7.0	3.5	-3.5	8.1	1.3	21.1	Manufacture of prepared animal feeds
-3.2	8.1	6.0	-3.4	10.6	-4.2	0.3	-4.0	-1.4	10.0	-4.2	-6.2	Manufacture of beverages
-0.8	14.6	3.2	-2.0	13.9	-9.1	0.1	-7.7	6.4	5.7	-2.0	-10.1	<i>Manufacture of soft drinks</i>
-1.7	11.6	1.2	-2.9	6.1	0.5	0.1	-0.1	9.8	-2.3	2.2	-5.5	<i>Production of natural mineral waters and other bottled waters</i>
-7.4	-3.8	13.3	-5.9	5.9	3.9	0.7	1.2	-17.4	24.1	-10.2	1.1	<i>Other industry</i>
-25.8	1.0	-1.3	-9.7	31.5	-4.7	-2.2	24.4	-0.8	16.3	-18.2	2.0	Manufacture of tobacco products
-7.4	-2.7	0.3	-18.7	8.4	3.6	2.8	9.1	-9.2	-5.9	12.3	9.9	Spinning, weaving and finishing of textiles
-4.7	-2.4	-1.3	-19.6	11.1	2.7	2.5	12.8	-10.6	-6.9	15.5	3.3	<i>Preparation and spinning of textile fibres</i>
-14.1	-3.5	4.4	-16.3	1.5	6.2	3.5	-0.9	-5.3	-3.1	3.4	29.8	<i>Weaving of textiles</i>
-2.1	9.7	10.7	-21.3	28.5	-5.6	0.9	14.0	4.6	-12.2	14.2	4.7	<i>Dyeing, bleaching, printing and finishing of yarns and fabrics</i>
0.7	-1.2	0.2	-3.4	1.9	4.6	0.6	-4.1	-1.9	-0.2	-0.4	0.9	Manufacture of other textiles
0.6	0.8	4.3	-11.9	-1.6	7.1	-0.6	3.7	-0.5	1.3	0.5	2.8	<i>Manufacture of knitted and crocheted fabrics</i>
0.7	-2.4	-2.3	2.4	4.0	3.2	1.3	-8.4	-2.9	-1.2	-1.1	-0.4	<i>Other industry</i>
-7.7	15.6	-7.5	0.1	3.4	0.8	-1.5	7.6	-5.5	10.5	-9.2	-5.5	Manufacture of wearing apparel, except fur apparel
-8.2	16.7	-7.5	-0.1	4.4	-1.3	-1.5	9.0	-5.2	11.0	-8.9	-8.1	<i>Manufacture of clothings</i>
-4.3	9.3	-7.9	1.1	-2.9	14.7	-1.4	-0.9	-6.9	7.1	-11.7	12.3	<i>Other industry</i>
-9.6	12.1	-0.5	0.2	4.5	2.5	-11.6	14.7	1.3	-1.5	-11.6	-6.2	Manufacture of articles of fur, knitted and crocheted apparel
-7.5	6.7	16.9	12.2	9.7	7.4	-5.4	-3.2	-7.6	2.9	-14.6	-2.6	Tanning and dressing of leather; manufacture of luggage, handbags, saddlery and harness; dressing and dyeing of fur
-0.9	-4.6	2.6	-6.2	2.3	10.4	0.1	-3.5	1.8	-2.0	9.3	-1.9	Manufacture of footwear
3.1	-3.8	6.1	-7.3	3.9	12.7	-1.0	-3.1	1.3	-4.3	8.5	-1.7	<i>Manufacture of leather footwear</i>
-8.3	-6.4	-4.8	-3.4	-1.6	4.7	3.0	-4.5	3.2	3.9	11.0	-2.5	<i>Manufacture of rubber footwear</i>
-18.0	4.0	42.8	-6.0	10.0	-2.4	0.1	5.5	-1.1	16.7	-14.1	-24.6	Sawmilling and planning of wood

Jadual Table **1.4c** : Nilai Jualan Sektor Pembuatan Mengikut Kumpulan: Perubahan Peratusan Bulanan/Suku Tahunan
 : Sales Value of Manufacturing Sector by Group: Monthly/Quarterly Percentage Change

Kod Kumpulan Group code	Keterangan Kumpulan/Tempoh	2024				2025	2024				
		Q1	Q2	Q3	Q4	Q1	Jan.	Feb.	Mac	Apr.	Mei
162	Pembuatan produk daripada kayu, gabus, jerami dan bahan jalinan lain	10.4	-31.7	10.8	24.6	6.7	13.2	-6.4	12.6	-21.6	-21.2
16211	Pembuatan kepingan venier dan papan lapis	11.0	-35.0	9.6	33.9	11.2	15.1	-4.1	10.2	-23.3	-23.0
16212	Pembuatan papan partikel dan papan gentian	10.4	-29.8	14.7	20.3	-1.2	11.1	-11.5	18.9	-21.9	-19.3
16221	Pertukangan kayu untuk jurubina	8.9	-31.8	17.8	16.5	7.7	11.2	-0.4	9.1	-23.4	-20.5
	Industri lain	9.1	-17.7	-1.4	0.4	4.0	11.8	-10.5	12.2	-8.7	-18.7
170	Pembuatan kertas dan produk kertas	1.9	-2.9	-0.3	0.3	1.5	3.2	-1.6	2.3	0.7	-6.0
17010	Pembuatan pulpa, kertas dan kertas tebal	1.0	-1.5	1.4	-1.0	3.3	3.6	2.4	-9.6	2.1	2.6
17020	Pembuatan kertas gelugur dan kertas tebal dan bekas daripada kertas dan kertas tebal	-6.5	-1.4	5.9	-3.4	-4.1	0.2	-11.6	9.3	-0.2	-5.8
17091	Pembuatan sampul surat dan kad surat	-0.1	4.6	-1.5	8.9	-3.6	4.5	-5.6	4.1	11.5	-8.3
17092	Pembuatan kertas kegunaan rumah dan pembersih peribadi	7.3	-7.3	-9.5	0.8	10.7	3.1	3.4	9.4	-2.6	-10.3
17093	Pembuatan kertas bergam atau pelekat yang berjalur atau bergulung dan label dan kertas dinding	11.7	-6.5	-9.1	15.2	-1.4	5.9	10.1	-7.6	8.8	-19.1
	Industri lain	8.9	3.7	7.5	-4.1	2.9	8.9	-2.4	3.8	-3.1	7.5
181 & 182	Percetakan, aktiviti perkhidmatan berkaitan percetakan dan penerbitan semula media rakaman	3.8	-6.1	1.9	7.8	3.5	0.8	-0.4	-0.5	-2.4	-6.3
18110	Percetakan	4.8	-4.3	3.2	7.8	4.7	0.9	-0.2	1.4	-2.3	-6.1
18120	Aktiviti perkhidmatan berkaitan percetakan &	-0.3	-13.6	-4.3	7.7	-2.6	0.2	-0.9	-8.0	-2.6	-6.9
	Penerbitan semula media rakaman										
192 (19201 & 19202)	Pembuatan produk petroleum bertapis	-10.3	8.2	7.0	-8.4	-11.4	10.6	-11.5	6.1	6.1	-6.5
201	Pembuatan kimia asas, baja dan sebatian nitrogen, plastik dan getah sintetik dalam bentuk primer	6.1	-2.5	4.0	-5.4	12.0	6.6	-4.6	3.2	0.3	-3.7
20111	Pembuatan gas perindustrian atau perubatan bukan organik dalam bentuk cecair atau mampat	5.7	13.5	7.8	8.8	13.5	0.7	-0.6	13.6	4.2	1.6
20112 & 20113	Pembuatan kimia organik asas & Pembuatan sebatian bukan organik	11.0	-2.1	3.8	-4.1	13.8	7.6	-2.4	0.4	7.3	-8.1
20121 & 20129	Pembuatan baja & Pembuatan produk campuran nitrogen	-10.2	2.4	-9.4	-3.0	18.9	-7.9	-6.1	27.7	-11.1	-0.7
20131	Pembuatan plastik dalam bentuk primer	1.7	-6.4	6.5	-10.0	4.5	5.8	-6.8	4.1	-9.9	2.0
	Industri lain	8.0	2.7	3.0	-2.0	24.6	17.2	-9.9	0.1	5.5	1.6
202 & 203	Pembuatan produk kimia lain dan serat buatan manusia	7.0	-6.9	4.2	-5.2	3.7	14.0	-15.1	8.8	-7.7	1.9
20210	Pembuatan racun perosak dan produk agrokimia lain	0.2	-9.3	-3.4	-8.8	0.4	12.0	-2.7	-5.4	-6.0	0.3
20221	Pembuatan cat, varnis dan penyadur dan mastik	17.6	-9.2	-0.7	-4.8	3.6	18.1	-15.2	17.8	-12.3	-0.4
20222	Pembuatan dakwat cetak	22.1	-5.7	1.9	-8.2	5.1	22.8	-11.1	9.7	-0.1	-6.2
20231 & 20232	Pembuatan sabun dan bahan pencuci, penyediaan membersih dan mengilap & Pembuatan pewangi dan penyediaan dandanan diri	5.8	-8.3	9.7	-13.5	7.0	17.5	-20.0	4.9	-7.1	3.9
20291 & 20292	Pembuatan plat fotografi, filem, sensitized paper dan other sensitized unexposed materials & Pembuatan dakwat menulis dan melukis	-3.7	2.7	6.3	10.3	0.9	4.5	-13.7	8.8	-0.1	4.4
20299	Pembuatan produk kimia lain t.t.t.l.										
	Industri lain	-16.7	-19.3	28.1	-0.1	-3.7	-18.4	-9.3	-0.3	-22.7	11.2
210	Pembuatan produk farmaseutikal, kimia perubatan dan botani	6.9	-1.5	2.8	-3.9	8.8	5.3	4.2	6.3	-3.6	-12.4
21001	Pembuatan bahan aktif ubat-ubatan untuk digunakan oleh bidang farmakologi dalam pembuatan ubat-ubatan	6.6	0.4	-1.8	-5.0	12.4	3.8	5.2	7.6	-1.4	-14.3
	Industri lain	8.4	-9.6	25.4	0.01	-4.4	12.2	0.04	0.5	-13.9	-2.2
221	Pembuatan produk getah	8.1	12.6	-8.0	-1.2	5.7	7.1	-8.6	34.4	0.6	-5.2
22111	Pembuatan tayar getah untuk kenderaan	-5.0	18.0	-5.8	0.03	-6.5	5.7	-6.5	3.5	8.2	16.4
22112	Pembuatan bunga tayar yang boleh ditukar ganti dan tayar celup	-3.6	2.9	7.7	-1.1	2.8	3.9	-9.7	13.0	-6.6	7.8
22191 & 22193	Pembuatan produk lain daripada getah asli atau sintetik, tidak divulkan, divulkan atau dikeraskan & Pengilangan semula getah dan prosesan susu getah	-2.3	2.7	5.4	3.0	-13.5	0.02	-10.9	14.7	-0.8	-0.2
22192	Pembuatan sarung tangan getah	11.8	15.5	-11.4	-1.2	10.2	8.6	-7.9	43.4	0.8	-7.3
22199	Pembuatan produk getah lain yang t.t.t.l.	1.3	1.8	3.2	-6.1	-0.8	6.1	-11.4	8.5	-1.6	-0.7
222	Pembuatan produk plastik	-4.7	12.5	-1.2	-0.9	-7.6	-4.7	-4.0	10.7	9.5	1.3
22201 & 22202	Pembuatan produk plastik separa siap & Pembuatan produk plastik siap	-2.9	10.3	-5.0	1.8	-4.6	-2.3	-5.9	14.4	3.5	3.3
22203	Pembuatan artikel plastik untuk pembungkusan barangan	-4.7	17.7	-1.0	-5.5	-8.8	-5.2	-1.4	8.9	13.0	4.2
22204	Pembuatan barangan plastik jurubina	-7.8	5.8	10.1	1.5	-8.4	-4.2	-3.0	15.9	-2.9	3.6
22205	Pembuatan pinggan mangkuk, peralatan dapur dan barangan tandas daripada plastik	-4.9	18.5	1.8	-7.1	-8.3	-1.6	-6.4	12.3	16.9	-4.1
22209	Pembuatan pelbagai produk plastik t.t.t.l.	-5.5	6.2	-1.4	6.2	-8.4	-8.0	-4.6	7.9	10.0	-2.8
231 (23101 & 23102 & 23109)	Pembuatan kaca dan produk kaca	13.4	-8.5	-4.9	-2.0	13.5	8.2	-4.0	-0.2	-3.3	-3.6

2025												Group Description/Period
Jun	Jul.	Ogo.	Sep.	Okt.	Nov.	Dis.	Jan.	Feb.	Mac	Apr.	Mei	
-12.9	5.5	30.8	13.0	8.1	-1.9	-1.0	10.0	-7.6	10.8	-19.8	-22.6	Manufacture of products of wood, cork, straw and plaiting materials
-16.2	1.4	39.0	19.1	11.4	-2.2	-1.9	15.9	-7.1	8.7	-21.1	-25.9	Manufacture of veneer sheets and plywood
-13.0	10.0	27.0	14.8	4.1	-1.3	-2.0	3.4	-11.6	17.0	-22.0	-18.3	Manufacture of particle board and fibreboard
-7.9	12.5	34.4	-5.5	11.0	-1.7	2.0	8.3	-6.3	9.4	-24.6	-20.3	Manufacture of builders' carpentry
-2.5	4.3	4.8	1.2	-2.0	-2.1	4.8	-2.0	1.7	7.3	3.6	-18.0	Other industry
-1.5	3.9	-0.2	-2.5	-0.7	5.1	-1.7	0.8	-0.8	2.0	1.1	-7.9	Manufacture of paper and paper products
2.2	3.6	-4.1	-4.8	-1.5	8.9	-1.6	2.6	2.9	-8.4	2.8	-0.7	Manufacture of pulp, paper and paperboard
3.3	8.3	-1.2	-4.7	-2.2	5.6	-3.7	-3.8	-0.2	1.6	2.5	-8.8	Manufacture of corrugated paper and paperboard and of containers of paper and paperboard
-4.3	-5.8	15.9	0.9	4.4	1.0	-5.1	3.5	-8.1	5.1	7.2	-16.1	Manufacture of envelopes and letter-card
-14.4	2.1	3.0	1.6	-2.3	3.4	-3.3	9.6	-1.2	9.2	-2.2	-12.3	Manufacture of household and personal hygiene paper
2.1	-8.5	8.0	0.9	6.0	6.1	3.9	-7.3	-2.6	10.7	1.6	-19.7	Manufacture of gummed or adhesive paper in strips or rolls and labels and wall paper
0.6	9.4	-5.0	-3.3	-0.3	-0.3	0.8	6.2	-4.6	-1.5	0.1	7.6	Other industry
2.4	5.5	-4.8	1.1	-1.5	17.2	-2.5	0.5	0.2	-1.5	-1.8	-5.2	Printing, service activities related to printing and reproduction of recorded media
3.8	5.3	-5.1	3.4	-1.9	15.3	-2.1	1.6	-0.05	-0.2	-1.4	-6.2	Printing
-3.8	6.5	-3.4	-10.0	0.8	27.2	-4.5	-4.9	1.4	-8.7	-4.2	0.8	Service activities related to printing
												Reproduction of recorded media
21.1	0.6	-3.6	-4.6	3.5	-4.1	-14.8	10.9	-15.6	3.1	7.0	-7.9	Manufacture of refined petroleum products
-2.7	6.4	6.7	-10.3	-6.6	6.2	7.2	10.5	-10.3	6.3	-1.6	-10.6	Manufacture of basic chemicals, fertilizer and nitrogen compounds, plastics and synthetic rubber in primary forms
-1.9	11.4	-4.3	1.2	-8.0	24.2	7.3	-5.2	2.9	15.0	-2.9	-17.2	Manufacture of liquefied or compressed inorganic industrial or medical gases
-9.3	12.0	8.4	-10.0	-10.2	12.0	9.6	14.8	-18.3	8.4	1.2	-15.0	Manufacture of basic organic chemicals
												Manufacture of inorganic compounds
												Manufacture of fertilizers
2.9	-6.9	-0.8	-11.3	1.4	5.6	1.2	7.0	4.5	15.0	-9.9	-3.7	Manufacture of associated nitrogen products
6.8	0.3	8.8	-13.2	-3.7	-2.7	5.6	4.9	-4.3	-0.4	-10.0	-7.8	Manufacture of plastics in primary forms
-0.7	6.3	-3.0	-3.6	0.6	0.9	1.0	12.0	10.9	8.1	12.4	3.0	Other industry
-0.9	2.5	3.7	-2.4	-3.8	0.5	-4.1	6.6	-0.8	1.3	-7.3	2.7	Manufacture of other chemical products and man-made fibres
2.9	-3.2	-3.8	1.2	-2.8	-8.7	0.5	6.6	-1.2	-7.0	-5.8	7.8	Manufacture of pesticides and other agrochemical products
-4.2	1.8	2.3	-3.1	-1.4	3.4	-12.6	8.7	3.9	1.8	-12.8	-0.6	Manufacture of paints, varnishes and similar coatings ink and mastics
-11.0	19.4	-2.3	-12.2	0.4	1.8	-1.7	3.4	-1.5	9.8	-3.3	-0.1	Manufacture of printing ink
												Manufacture of soap and detergents, cleaning and polishing preparations
2.6	4.4	9.1	-11.0	-7.8	-1.4	-1.4	11.9	-5.9	3.1	-8.7	6.3	Manufacture of perfumes and toilet preparations
												Manufacture of photographic plates, films, sensitized paper and other sensitized unexposed materials
-1.9	0.8	1.5	12.9	-1.3	3.2	1.8	-2.2	1.0	0.5	0.9	3.0	Manufacture of writing and drawing ink
												Manufacture of other chemical products n.e.c.
2.0	14.9	-3.0	26.0	-13.8	-3.8	10.8	-3.4	-10.0	3.5	3.2	-25.6	Other industry
17.7	-3.4	-0.8	1.8	-2.2	-3.9	-0.05	2.6	8.1	5.9	-3.0	-10.34	Manufacture of pharmaceuticals, medicinal chemical and botanical products
17.5	-4.7	-5.3	4.0	-3.8	-1.9	-2.2	6.4	8.8	5.7	-2.5	-10.3	Manufacture of medicinal active substances to be used for their pharmacological properties in the manufacture of medicaments
18.8	2.6	18.6	-5.8	3.5	-10.9	8.3	-10.9	5.0	7.0	-5.3	-10.8	Other industry
-3.4	1.2	-8.8	2.0	5.9	-6.5	-2.1	5.4	-9.1	33.4	-2.3	-7.0	Manufacture of rubber products
-5.0	-3.1	-4.9	-2.9	11.3	-8.0	-4.4	5.7	-10.4	2.8	9.3	-2.3	Manufacture of rubber tyres for vehicles
0.02	6.0	-0.7	-1.1	1.9	-1.9	-2.1	4.5	-1.2	3.6	-3.5	6.2	Manufacture of interchangeable tyre treads and retreading rubber tyres
												Manufacture of other products of natural or synthetic rubber, unvulcanized, vulcanized or hardened
-4.5	12.2	-3.1	-3.0	2.5	4.7	1.4	-13.7	-11.3	18.3	-1.59	-6.80	Rubber remilling and latex processing
-4.5	0.2	-10.9	3.1	7.7	-8.5	-2.8	8.4	-8.5	40.8	-3.0	-8.1	Manufacture of rubber gloves
7.8	-0.6	-2.4	2.0	-4.7	-3.0	-0.2	6.1	-11.5	7.5	-0.6	-0.1	Manufacture of other rubber products n.e.c.
-10.1	7.1	-1.2	-1.2	1.3	1.2	-5.5	-4.9	-4.1	10.3	9.6	-5.5	Manufacture of plastics products
												Manufacture of semi-manufactures of plastic products
-7.4	1.9	-4.0	-0.5	4.0	2.0	-5.2	-1.6	-5.5	11.2	1.4	0.4	Manufacture of finished plastic products
-11.2	8.3	-3.3	-0.2	-1.0	-1.9	-6.3	-5.3	-2.5	8.8	15.7	-4.3	Manufacture of plastic articles for the packing of goods
-7.1	15.5	-2.6	2.3	1.4	5.2	-11.7	-4.4	-2.9	13.5	5.5	-1.8	Manufacture of builders' plastics ware
-4.0	9.5	-2.1	-5.1	4.1	-8.4	-4.3	-2.8	-6.1	13.7	6.7	-6.3	Manufacture of plastic tableware, kitchenware and toilet articles
-15.0	7.8	6.0	-2.0	0.7	9.3	-3.9	-8.7	-4.3	9.1	11.9	-13.0	Manufacture of diverse plastic products n.e.c.
-5.0	11.0	-11.6	-8.2	0.3	9.6	5.0	2.1	3.9	5.7	-0.6	-5.6	Manufacture of glass and glass products

Jadual Table **1.4c** : Nilai Jualan Sektor Pembuatan Mengikut Kumpulan: Perubahan Peratusan Bulanan/Suku Tahunan
 : Sales Value of Manufacturing Sector by Group: Monthly/Quarterly Percentage Change

Kod Kumpulan Group code	Keterangan Kumpulan/Tempoh	2024				2025	2024				
		Q1	Q2	Q3	Q4	Q1	Jan.	Feb.	Mac	Apr.	Mei
239	Pembuatan pengeluaran galian bukan logam t.t.t.l.	12.6	-10.3	-0.6	2.6	12.3	8.6	-5.4	6.6	-7.2	-8.1
23911	Pembuatan mortar refraktori dan konkrit &	3.4	-11.1	4.2	11.2	7.2	7.6	-7.2	3.1	-8.8	-1.2
23921	Pembuatan seramik bukan refraktori										
23930	Pembuatan produk porselin dan seramik lain	-13.2	6.2	3.8	-7.3	-8.4	-9.0	-3.8	-5.2	9.4	1.7
23941	Pembuatan simen hidraulik	13.6	-11.1	-5.0	4.4	13.3	8.5	-2.2	9.5	-8.2	-12.0
23951	Pembuatan konkrit dan mortar siap bancuh dan banchuan kering	12.7	-11.9	1.5	-0.6	14.5	7.1	-5.2	7.2	-8.5	-9.5
23952	Pembuatan konkrit pratuangan, simen atau artikel batu buatan yang digunakan dalam pembinaan;										
23953	& Pembuatan komponen struktur pasang siap untuk bangunan atau kejuruteraan awam dari simen, batu atau konkrit buatan	16.5	-11.2	0.1	3.6	14.8	12.6	-9.5	5.8	-5.6	-10.7
23959	& Pembuatan artikel konkrit, simen dan plaster lain t.t.t.l.										
23990	Pembuatan produk mineral bukan logam lain t.t.t.l. Industri lain	9.6	-4.3	-0.9	-2.7	4.4	2.1	1.8	10.0	-12.8	9.0
		2.7	-10.6	5.5	4.9	8.5	5.6	-1.2	-9.2	2.3	-6.2
241 (24101 & 24102 & 24103 & 24104 & 24109)	Pembuatan besi dan keluli asas	1.8	-16.1	3.9	16.2	-0.8	-2.9	5.3	6.0	-10.8	-13.8
242 (24201 & 24202 & 24209)	Pembuatan logam asas berharga dan logam bukan ferus lain	-2.7	-10.6	-2.7	20.4	4.6	-2.1	-3.6	7.5	0.4	-15.5
243	Pengacuan logam	6.7	-0.7	-3.7	2.2	-0.2	13.4	-6.6	5.5	10.1	-12.1
251 & 252	Pembuatan produk struktur logam, tangki, takungan, penjana wap, senjata dan peluru	10.2	-3.1	-13.4	5.9	10.4	5.0	-4.9	1.9	1.1	-7.8
25113	Pembuatan pintu, tingkap dan bingkai, penutup tingkap dan pintu pagar daripada logam	12.5	-3.0	-11.3	7.7	10.0	6.6	-5.1	-0.6	2.4	-5.8
25119	Pembuatan produk struktur logam lain										
25120	Pembuatan tangki, takungan dan kontena daripada logam Industri lain	5.5	-2.5	-19.5	1.3	12.4	1.1	-4.1	9.0	-1.3	-13.3
		-0.9	-12.0	-5.1	-0.5	1.2	2.3	-6.6	-1.0	-6.6	-1.6
259	Pembuatan lain-lain produk yang direka daripada logam; aktiviti perkhidmatan kerja logam	7.9	-0.3	-2.9	6.0	5.9	2.2	-7.5	12.1	1.7	-10.6
25910	Tempaan, tekanan, hentakan dan bentuk gelekkan logam; serbuk metalurgi	-1.4	0.6	1.7	2.8	-1.3	0.2	-4.5	3.1	2.9	-4.8
25920	Rawatan dan penyalutan logam; menggunakan mesin	28.8	13.4	-4.6	11.9	15.4	5.0	-2.8	28.3	-1.3	-9.3
25991	Pembuatan tin untuk produk makanan dan minuman, tiub dan kotak boleh dilipat	6.8	-7.3	-8.8	8.3	4.3	1.3	-10.6	10.4	-0.4	-11.8
25992	Pembuatan kabel, plaited bands (jalur/pita berpintal) dan artikel seumpamanya daripada logam	12.4	-0.1	-6.8	4.3	9.7	5.0	-2.1	8.0	0.9	-7.1
25993	Pembuatan bolt, skru, nat dan produk uliran seumpamanya										
25994	Pembuatan barangan rumah daripada logam	7.2	-0.1	-5.1	4.3	0.4	9.7	-1.5	-6.7	4.2	-1.4
25999	Pembuatan produk lain yang direka daripada logam t.t.t.l. Industri lain	-0.4	-4.1	3.7	5.8	1.2	-0.7	-18.1	18.3	5.1	-19.1
		2.9	3.7	8.4	2.8	-2.3	-0.8	3.6	3.0	4.4	-7.3
261	Pembuatan komponen dan papan elektronik	5.6	-0.9	9.3	-7.2	7.8	-5.8	14.7	18.8	-23.0	12.0
26101	Pembuatan diod, transistor dan alatan semikonduktor yang seumpamanya	5.9	-0.3	11.7	-9.5	7.5	-10.2	14.5	25.2	-26.4	13.1
26102	Pembuatan litar elektronik bersepadu dengan pemasangan mikro										
26103	Pembuatan kapasitor dan perintang elektrik										
26104	& Pembuatan papan litar bercetak	4.5	-2.2	3.9	-6.4	11.8	-1.6	17.8	11.8	-18.6	8.0
26105	& Pembuatan komponen paparan										
26109	Pembuatan komponen lain untuk aplikasi elektronik	11.3	2.2	19.4	8.5	-9.3	13.9	-1.6	4.4	-16.8	31.0
262 (26201 & 26202)	Pembuatan komputer dan kelengkapan peranti	23.8	24.5	-16.8	-10.2	19.2	14.0	11.9	-2.1	35.0	-15.6
263/ 26300	Pembuatan peralatan komunikasi	1.6	23.0	8.5	-11.9	-10.1	-12.1	1.5	13.0	-11.4	40.5
264/ 26400	Pembuatan peralatan elektronik pengguna	-10.2	6.4	17.1	-14.7	-10.4	-4.8	2.6	9.0	-16.5	25.0
265	Pembuatan kelengkapan mengukur, menguji, memandu arah dan kawalan; jam tangan dan jam	-6.7	-1.1	22.7	9.0	-9.8	-5.7	-7.0	11.5	-19.0	21.0
26511	Pembuatan kelengkapan mengukur, menguji, memandu arah dan kawalan	-5.1	-0.2	23.1	9.1	-10.7	-4.9	-6.6	12.1	-19.4	22.3
26512	Pembuatan kelengkapan kawalan proses perindustrian										
26520	Pembuatan jam tangan dan jam dan bahagiannya	-19.9	-10.2	18.1	8.8	-0.5	-12.5	-10.3	6.3	-15.0	8.3
266/ 26600	Pembuatan peralatan penyinaran, perubatan elektro dan elektroterapeutik	1.6	-17.3	1.2	11.5	8.6	16.0	-18.8	10.1	-16.4	9.5

2025												Group Description/Period
Jun	Jul.	Ogo.	Sep.	Okt.	Nov.	Dis.	Jan.	Feb.	Mac	Apr.	Mei	
-0.5	3.6	-0.1	-2.4	-2.9	9.1	3.7	7.8	-5.1	7.4	-6.4	-8.9	Manufacture of non-metallic mineral products n.e.c.
												<i>Manufacture of refractory mortars and concretes</i>
-4.1	1.8	7.7	1.6	0.5	7.0	6.2	-1.2	4.2	-2.0	-6.9	-4.6	<i>Manufacture of non-refractory ceramic</i>
2.7	7.3	-5.0	-6.6	-0.9	1.9	-4.4	-9.3	2.6	5.3	-5.1	0.8	<i>Manufacture of other porcelain and ceramic products</i>
-0.2	1.4	-1.5	-2.6	-0.1	8.4	3.6	7.5	-1.8	4.6	-6.5	-13.4	<i>Manufacture of hydraulic cement</i>
0.02	4.4	3.0	-3.9	-3.9	5.8	3.8	10.8	-5.1	7.7	-8.1	-11.0	<i>Manufacture of ready-mix and dry-mix concrete and mortars</i>
												<i>Manufacture of precast concrete, cement or artificial stone articles for use in construction</i>
2.9	2.1	0.5	-1.0	-5.3	11.9	5.4	11.3	-9.3	7.7	-5.3	-8.9	<i>Manufacture of prefabricated structural components for building or civil engineering of cement, concrete or artificial stone</i>
												<i>Manufacture of other articles of concrete, cement and plaster n.e.c.</i>
-9.7	8.8	-4.5	-6.7	-2.7	10.8	-2.0	0.4	-4.5	15.6	-5.7	1.1	<i>Manufacture of other non-metallic mineral products n.e.c.</i>
-7.0	18.3	-6.8	1.0	2.4	4.1	4.1	-3.0	2.3	17.6	-9.2	-3.9	<i>Other industry</i>
-6.4	-2.9	14.9	21.0	1.3	-1.5	-5.2	-2.1	4.5	7.4	-5.7	-14.4	Manufacture of basic iron and steel
-13.2	-4.3	16.9	20.2	-2.2	6.0	1.1	-3.4	4.8	6.6	-5.7	-17.7	Manufacture of basic precious and other non-ferrous metals
-9.6	-5.0	16.4	7.1	-2.5	-5.5	-2.3	2.2	-4.1	12.1	4.2	-12.1	Casting of metals
4.7	-14.4	2.0	-1.2	-1.3	4.8	12.2	2.9	-3.8	1.9	1.7	-8.5	Manufacture of structural metal products, tanks, reservoirs , steam generators , weapons and ammunition
												<i>Manufacture of metal doors, windows and their frames, shutters and gates</i>
2.3	-13.2	3.1	1.8	-3.1	4.9	15.4	1.3	-4.5	1.7	2.4	-9.0	<i>Manufacture of other structural metal products</i>
12.1	-18.6	-0.7	-9.8	4.2	4.7	4.0	8.6	-2.1	2.5	-0.5	-7.4	<i>Manufacture of tanks, reservoirs and containers of metal</i>
-5.7	1.7	-3.3	-0.5	-1.5	3.3	0.9	-1.2	1.0	0.3	0.5	-0.3	<i>Other industry</i>
1.6	-1.4	2.4	-1.0	3.2	-0.2	8.5	1.0	-4.4	7.5	2.2	-10.4	Manufacture of other fabricated metal products; metal working service activities
												<i>Forging, pressing, stamping and roll-forming of metal; powder metallurgy</i>
1.6	1.6	3.9	-5.4	5.6	-1.1	1.4	-0.9	-3.8	4.8	3.7	-5.9	<i>Treatment and coating of metals; machining</i>
16.7	-15.5	5.4	5.1	3.5	0.1	8.2	5.5	1.4	8.4	-0.1	-15.7	<i>Manufacture of tins and cans for food products, collapsible tubes and boxes</i>
-5.3	-4.1	4.1	1.1	3.9	-3.8	14.6	-1.5	-7.9	11.0	-0.9	-4.8	<i>Manufacture of metal cable, plaited bands and similar articles</i>
												<i>Manufacture of bolts, screws, nuts and similar threaded products</i>
-1.5	-4.0	3.9	-5.9	2.9	1.9	8.8	4.2	-3.3	3.8	2.3	-6.1	<i>Manufacture of metal household articles</i>
5.6	-10.1	4.4	-1.9	1.7	2.5	2.3	-0.9	-0.6	-1.8	4.9	0.6	<i>Manufacture of any other fabricated metal products n.e.c.</i>
1.2	11.8	-3.1	3.8	1.7	-1.5	11.1	-2.3	-9.2	11.0	5.4	-19.2	<i>Other industry</i>
3.7	9.1	0.9	-3.2	2.3	6.6	-5.3	-6.6	3.7	11.0	0.0	-7.8	
6.8	-8.9	11.5	8.5	-14.9	1.9	-3.9	-6.0	15.4	17.8	-20.9	5.6	Manufacture of electronic components and boards
												<i>Manufacture of diodes, transistors and similar semiconductor devices</i>
10.6	-7.9	11.0	5.6	-14.9	-1.3	0.3	-10.4	16.4	24.2	-24.5	8.5	<i>Manufacture of electronic integrated circuits micro assemblies</i>
												<i>Manufacture of electrical capacitors and resistors</i>
2.6	-11.2	12.9	9.8	-16.8	9.0	-11.4	2.3	15.8	12.2	-15.5	1.1	<i>Manufacture of printed circuit boards</i>
												<i>Manufacture of display components</i>
-1.4	-4.1	7.6	29.5	-6.2	-7.1	2.4	-10.3	5.4	-4.4	-18.4	7.1	<i>Manufacture of other components for electronic applications</i>
2.0	0.8	-1.5	-38.5	33.1	-11.9	14.2	9.5	6.6	-0.7	34.3	-14.9	Manufacture of computers and peripheral equipment
1.2	-9.2	10.1	1.2	-19.9	10.4	-3.2	-11.9	-3.3	9.9	-15.1	19.3	Manufacture of communication equipment
6.7	3.1	5.0	-4.5	-7.3	-6.9	-6.5	-17.7	11.2	25.1	-14.6	27.6	Manufacture of consumer electronics
6.1	-1.1	14.0	8.4	-0.9	1.0	-1.5	-4.6	-11.4	9.3	-17.0	8.7	Manufacture of measuring, testing, navigating and control equipment; watches and clocks
												<i>Manufacture of measuring, testing, navigating and control equipment</i>
6.7	-2.1	14.6	9.5	-1.3	0.4	-1.3	-6.0	-11.5	11.3	-19.2	9.2	<i>Manufacture of industrial process control equipment</i>
-0.6	11.4	7.5	-3.6	4.3	8.7	-3.8	10.5	-10.7	-9.8	7.8	4.0	<i>Manufacture of watches and clocks and parts</i>
-18.3	4.1	15.5	-5.5	5.2	8.8	-2.1	12.2	-4.0	-5.7	-9.2	5.9	Manufacture of irradiation, electromedical and electrotherapeutic equipment

Jadual Table **1.4c** : Nilai Jualan Sektor Pembuatan Mengikut Kumpulan: Perubahan Peratusan Bulanan/Suku Tahunan
 : Sales Value of Manufacturing Sector by Group: Monthly/Quarterly Percentage Change

Kod Kumpulan Group code	Keterangan Kumpulan/Tempoh	2024				2025	2024				
		Q1	Q2	Q3	Q4	Q1	Jan.	Feb.	Mac	Apr.	Mei
267 (26701 & 26702) & 268 (26800)	Pembuatan peralatan optikal, kelengkapan fotografi, media magnetik dan optikal	6.5	-16.2	9.3	19.1	-2.2	9.2	-6.3	9.0	-16.7	-0.02
271	Pembuatan motor elektrik, penjana, transformer dan perkakasan pengagihan dan pengawalan elektrik	-11.0	5.7	17.9	-5.5	-13.7	-1.4	-10.0	4.1	6.1	2.5
27101	Pembuatan motor elektrik, penjana dan transformer	-12.4	2.0	28.9	-8.3	-23.0	1.0	-12.2	1.4	5.9	0.7
27102	Pembuatan perkakasan pengagihan dan pengawalan elektrik	-10.5	7.1	13.9	-4.3	-10.1	-2.3	-9.1	5.2	6.1	3.2
272/ 27200	Pembuatan bateri dan akumulator	-10.5	13.1	25.1	-15.9	14.0	-2.3	-11.2	1.1	9.7	10.4
273	Pembuatan pendawaian dan peranti pendawaian	-5.4	3.4	5.8	-1.9	-10.3	7.1	-12.1	-1.8	6.0	10.4
27310	Pembuatan kabel gentian optikal	2.8	3.8	-9.1	-9.9	-13.0	2.2	-6.2	-4.8	6.2	7.7
27320	Pembuatan wayar dan kabel elektronik dan elektrik lain	-6.9	3.0	8.0	-1.8	-11.5	6.6	-12.9	-1.9	6.0	10.6
27330	Pembuatan alatan pendawaian pembawa dan bukan pembawa arus untuk litar elektrik (tanpa mengira jenis bahan)	11.3	7.6	-12.1	2.8	8.4	19.9	-5.9	0.8	5.2	10.3
274/ 27400	Pembuatan kelengkapan pencahayaan elektrik	-0.7	-3.9	38.1	-1.3	-10.5	12.9	-7.7	-4.0	-1.5	10.8
275/ 27500	Pembuatan perkakasan domestik	9.9	0.9	6.4	-13.5	3.5	10.5	-0.5	6.6	-0.3	-6.7
279/ 27900	Pembuatan kelengkapan elektrik lain	-14.1	-2.9	7.2	-3.5	-2.0	-2.7	-15.8	5.8	-7.6	9.6
281 & 282	Pembuatan jentera kegunaan umum dan kegunaan khas	-8.0	8.1	-8.7	17.5	-6.7	-7.1	-6.0	1.0	12.0	-2.4
28120	Pembuatan alat-alat kuasa bendalir										
& 28130	Pembuatan pam, pemampat, kepala paip dan injap lain	-28.6	-4.0	2.8	26.5	-20.8	-17.7	-8.7	-19.5	11.8	1.9
28180	Pembuatan alatan tangan yang menggunakan kuasa dilengkapkan dengan motor elektrik atau bukan motor elektrik atau pneumatik	-4.1	11.0	-9.9	13.3	0.5	-8.4	-4.9	3.9	11.5	-3.0
28220	Pembuatan jentera pembentukan logam dan alatan mesin										
28192	Pembuatan mesin penyaman udara, termasuk untuk kenderaan bermotor	0.8	11.0	-18.2	23.1	-5.1	-3.4	-5.9	-0.2	15.8	1.3
28290	Pembuatan lain-lain mesin bertujuan khas t.t.t.l. Industri lain	-17.9	13.9	-14.1	25.7	-19.2	-13.4	-11.9	10.5	21.6	-9.7
		-6.5	2.9	0.4	12.1	-4.5	-2.9	-3.6	-0.9	5.0	-1.1
291 (29101 & 29102)	Pembuatan kenderaan bermotor	-10.6	-17.2	-0.2	10.2	-18.3	1.5	-17.5	-4.4	-6.2	11.3
292/ 29200	Pembuatan kerangka (coachwork) untuk kenderaan bermotor; pembuatan treler dan semi treler	-32.8	5.7	13.8	30.8	-17.3	-29.6	-12.4	27.9	-11.1	4.4
293/ 29300	Pembuatan alat ganti dan aksesori untuk kenderaan bermotor	0.5	-2.7	9.8	-5.4	-10.2	4.4	-3.4	-4.1	1.0	13.3
301 (30110 & 30120)	Pembinaan kapal dan bot	0.0	1.1	-17.9	46.4	-0.7	-1.6	2.9	24.0	8.3	-25.5
302, 303, 304 & 309	Pembuatan lokomotif keretapi, rolling stock, kapal angkasa dan udara, jentera berkaitan, kenderaan tempur ketenteraan, dan kelengkapan pengangkutan t.t.t.l.	-8.1	-4.3	-3.5	7.8	-9.4	-3.5	-10.6	11.1	-5.7	-3.0
30910	Pembuatan motosikal	2.1	-5.1	-3.9	4.4	6.4	8.3	-14.4	-0.4	-0.1	2.2
30920	Pembuatan basikal dan invalid carriages	-3.6	3.3	-6.6	14.9	-12.8	5.9	-17.6	17.8	-3.5	2.4
	Industri lain	-14.9	-7.0	-1.7	6.6	-17.0	-13.2	-4.9	15.4	-9.4	-8.4
310	Pembuatan perabot	7.3	-21.9	-5.6	31.4	7.4	5.1	-7.9	13.8	-19.0	0.3
31001	Pembuatan perabot kayu dan rotan	14.1	-24.6	-4.4	28.8	14.0	6.8	-3.1	17.4	-23.1	-2.1
	Industri lain	0.7	-19.0	-6.8	34.1	0.8	3.4	-12.7	9.9	-14.1	2.9
321 (32110 & 32120)	Pembuatan barang kemas, bijouterie dan artikel berkaitan	0.8	21.2	-3.8	-1.7	-1.3	6.8	-14.0	6.0	19.9	3.1
322, 325 & 329	Pembuatan instrumen muzik, peralatan dan bekalan perubahan dan pergigian dan pembuatan lain t.t.t.l.	-5.1	9.2	-10.2	-4.8	5.6	-2.2	0.3	-2.5	11.3	7.6
32901	Pembuatan alat tulis	2.0	16.4	1.8	-9.3	1.5	1.2	-6.5	10.3	10.4	1.0
	Industri lain	-7.2	7.0	-14.4	-2.9	7.2	-3.3	2.6	-6.2	11.6	9.9
323/ 32300	Pembuatan barangan sukan	13.1	-2.4	-24.7	5.9	21.0	11.6	-7.9	8.5	14.5	-16.7
324/ 32400	Pembuatan permainan dan mainan	4.5	39.9	1.5	-14.6	-5.8	6.4	0.5	26.0	7.8	25.4
331 & 332	Pembaikan pemasangan produk logam, jentera, kelengkapan dan pemasangan jentera perindustrian dan kelengkapan	-0.4	-13.0	0.4	18.7	2.3	-1.7	-3.8	20.0	-3.5	-29.2
33150	Pembaikan dan penyelenggaraan kelengkapan pengangkutan kecuali motosikal dan basikal	2.1	-9.5	1.9	22.8	3.0	-2.5	-1.3	29.8	1.2	-36.2
	Industri lain	-2.0	-15.1	-0.6	15.8	1.9	-1.3	-5.3	14.0	-6.8	-23.9
Jumlah Pembuatan		-0.9	1.5	4.1	-0.3	-1.3	1.9	-4.3	8.4	-3.3	1.1

2025												Group Description/Period
Jun	Jul.	Ogo.	Sep.	Okt.	Nov.	Dis.	Jan.	Feb.	Mac	Apr.	Mei	
-8.7	12.6	5.1	-0.4	19.7	-1.3	-3.1	2.1	-5.6	6.3	-9.5	25.0	Manufacture of optical instruments, photographic equipment, magnetic and optical media
-3.2	12.6	7.3	3.6	-2.5	-9.6	-3.5	-4.6	-8.0	4.3	6.5	4.9	Manufacture of electric motors, generators, transformers and electricity distribution and control apparatus
-1.7	15.3	16.9	4.1	-2.8	-17.2	-3.8	-11.1	-7.5	0.6	6.3	8.4	Manufacture of electric motors, generators and transformers
-3.7	11.6	3.7	3.3	-2.3	-6.4	-3.4	-2.3	-8.2	5.5	6.5	3.7	Manufacture of electricity distribution and control apparatus
-0.8	16.1	1.6	11.1	-18.2	-3.9	-6.1	28.1	-8.0	-1.9	10.6	9.0	Manufacture of batteries and accumulators
-9.7	8.0	0.8	2.9	0.4	-4.3	-4.7	0.8	-10.0	-0.1	7.9	9.6	Manufacture of wiring and wiring devices
-5.1	-14.4	26.8	-24.9	-2.1	3.0	5.3	-9.9	-8.9	-5.4	7.2	8.8	Manufacture of fibre optic cables
-10.0	10.9	-0.6	4.9	0.3	-5.0	-5.1	0.3	-10.3	-0.1	8.3	10.7	Manufacture of other electronic and electric wires and cables
-8.3	-12.1	5.7	-3.3	3.1	2.0	-3.6	14.5	-6.5	2.3	3.9	-3.0	Manufacture of current-carrying and non current-carrying wiring devices for electrical circuits regardless of material
-10.9	27.0	21.6	-1.8	-1.2	-8.5	2.6	-9.0	1.7	-4.6	-0.6	9.2	Manufacture of electric lighting equipment
5.5	1.0	10.9	-8.7	-8.6	-3.5	-1.6	5.2	1.0	0.2	0.9	-10.2	Manufacture of domestic appliances
2.8	-1.2	5.2	-0.1	-3.4	-7.6	11.2	3.5	-16.8	6.8	-7.5	2.9	Manufacture of other electrical equipment
-1.8	-9.8	4.5	0.6	5.3	13.2	1.9	-7.3	-4.6	-4.5	17.4	-4.0	Manufacture of general-purpose and special-purpose machinery
5.5	-10.9	12.0	7.3	-1.0	25.1	2.3	-19.9	-14.7	2.4	9.7	1.7	Manufacture of fluid power equipment
2.1	-9.4	0.7	-4.0	4.1	15.3	3.5	-6.2	5.7	-10.3	15.1	-3.0	Manufacture of other pumps, compressors, taps and valves
-8.5	-21.6	18.3	-4.7	10.7	10.6	4.7	-4.5	-6.9	-6.4	24.9	-9.9	Manufacture of power-driven hand tools with self-contained electric or non-electric motor or pneumatic drives
-6.7	-7.7	-8.1	20.9	1.7	17.0	2.5	-13.0	-19.9	0.9	33.1	-9.8	Manufacture of metal-forming machinery and machine tools
1.6	-2.5	4.4	-1.7	5.8	9.5	-1.6	-4.4	-2.3	-1.3	9.1	1.7	Manufacture of air-conditioning machines, including for motor vehicles
-27.0	25.9	3.5	-21.1	28.9	-0.8	0.1	-12.5	-7.3	-5.1	5.5	-2.5	Manufacture of other special-purpose machinery n.e.c.
8.7	9.7	-7.7	6.3	25.6	9.1	-9.2	7.2	-35.1	15.6	1.9	1.0	Other industry
-22.6	30.8	-0.6	-10.4	-0.9	7.2	-4.6	-6.6	-2.5	-4.3	7.7	9.7	Manufacture of motor vehicles
-9.6	-5.8	-2.4	18.3	26.2	8.5	-2.4	-0.9	-6.2	10.6	2.7	-19.3	Manufacture of bodies (coachwork) for motor vehicles; manufacture of trailers and semi-trailers
1.0	-3.9	0.3	2.1	7.0	2.5	-7.0	-7.2	-5.6	17.0	-5.4	-3.1	Manufacture of parts and accessories for motor vehicles
-2.4	3.8	-5.9	-8.6	5.6	14.5	-6.0	-1.0	-3.0	28.9	-11.9	3.3	Building of ships and boats
3.1	-12.2	7.3	-3.8	12.1	7.6	-6.4	-3.2	-14.0	4.4	6.0	0.5	Manufacture of railway locomotives, rolling stock, air and spacecraft, related machinery, military fighting vehicles and transport equipment n.e.c
2.2	-4.6	1.1	11.5	5.5	-5.7	-7.9	-13.1	-2.6	14.9	-5.5	-9.6	Manufacture of motorcycles
-27.5	5.5	8.5	17.6	10.3	5.8	2.0	2.5	-3.8	12.7	-20.6	0.8	Manufacture of bicycles and invalid carriages
-28.6	7.8	15.4	8.0	8.6	10.1	2.9	4.1	-1.3	15.4	-24.1	0.3	Other industry
-26.4	3.3	1.4	28.7	11.9	1.8	1.0	0.8	-6.4	9.5	-16.5	1.4	Manufacture of furniture
1.1	-8.9	0.0	11.4	-11.1	5.4	-1.5	9.6	-14.0	-4.4	18.0	2.3	Manufacture of wooden and cane furniture
-15.0	-2.5	-2.0	5.2	-9.9	4.3	0.0	1.0	0.4	8.4	11.7	6.3	Other industry
1.2	3.5	-0.2	-8.0	-0.8	-8.1	7.0	-0.3	-4.0	8.6	6.8	0.6	Manufacture of musical instruments, medical and dental instruments and supplies and other manufacturing n.e.c.
-20.1	-4.8	-2.8	11.0	-13.2	9.5	-2.5	1.5	2.1	8.4	13.5	8.2	Manufacture of stationery
-20.8	-3.1	-0.1	-6.1	-2.9	16.9	6.5	10.4	-1.8	4.3	13.0	-17.0	Other industry
-12.4	3.9	0.9	-3.5	-5.1	-8.6	-7.8	3.1	-4.9	9.4	8.7	5.6	Manufacture of sports goods
2.8	-4.0	10.9	25.5	-1.5	4.4	-5.5	-0.4	-2.9	22.3	-2.7	-28.9	Manufacture of games and toys
0.6	-4.0	17.8	35.1	-6.9	10.0	-6.9	-2.8	-3.4	31.0	1.4	-39.3	Repair of fabricated metal products, machinery and equipment and installation of industrial machinery and equipment
4.3	-4.0	6.7	19.0	2.7	0.5	-4.5	1.3	-2.6	16.2	-6.0	-19.9	Repair and maintenance of transport equipment except motorcycles and bicycles
0.8	0.6	4.4	-1.0	-0.5	0.3	-2.2	-0.2	-3.1	7.3	-2.4	-1.1	Other industry
												Total Manufacturing

Jadual
Table **1.5a** : Bilangan Pekerja Bergaji Sektor Pembuatan Mengikut Kumpulan
: Number of Paid Employees of Manufacturing Sector by Group

Kod Kumpulan Group code	Keterangan Kumpulan/Tempoh	2023	2024	2024	
				Q1	Q2
101	Pemprosesan dan pengawetan daging	14,664	15,265	14,966	14,548
102	Pemprosesan dan pengawetan ikan, krustasea dan moluska	17,342	17,394	17,616	17,657
10201 & 10202	Pengetinan ikan, krustasea dan moluska	14,485	14,280	14,642	14,690
	Industri lain	2,857	3,114	2,974	2,967
103	Pemprosesan dan pengawetan buah-buahan dan sayur - sayuran	10,127	9,524	10,789	10,401
10303 & 10304	Pengetinan nanas	570	540	583	567
	Pembuatan jem, marmalad dan sajian jeli	9,557	8,984	10,206	9,834
	Industri lain	9,557	8,984	10,206	9,834
104	Pembuatan minyak dan lemak daripada sayuran dan haiwan	89,888	92,217	89,298	90,516
10404 & 10406	Pembuatan minyak sayuran mentah dan bertapis	4,477	4,782	4,604	4,666
10405	Pembuatan sebatian lemak masakan	2,631	2,653	2,669	2,665
	Pembuatan minyak kelapa	82,779	84,782	82,025	83,184
	Industri lain	82,779	84,782	82,025	83,184
105	Pembuatan produk tenusu	13,874	14,135	14,144	14,003
10502	Pembuatan susu pekat, tepung dan sejat	9,858	9,963	10,197	9,969
	Industri lain	4,017	4,172	3,947	4,034
106	Pembuatan produk bijian, kanji dan produk	11,538	11,591	11,325	11,202
10611	Pengilangan beras	5,400	5,524	5,438	5,309
10613	Pengilangan tepung	5,223	5,236	4,992	5,005
	Industri lain	915	831	895	888
107	Pembuatan produk makanan lain	141,851	146,141	142,155	142,049
10711	Pembuatan biskut dan cookies	14,889	15,052	14,430	14,578
10712	Pembuatan roti, kek dan produk bakeri lain	33,814	35,131	33,618	34,421
10713	Pembuatan produk snek	9,620	9,845	9,581	9,671
10721	Pembuatan gula	1,836	1,829	1,829	1,829
10731	Pembuatan produk koko	2,644	2,405	2,569	2,403
10732 & 10733	Pembuatan coklat dan produk coklat	8,634	8,716	8,682	8,562
10733	Pembuatan konfeksi gula	8,634	8,716	8,682	8,562
10793	Pembuatan sos dan bahan perasa	13,437	15,091	13,873	13,438
10799	Pembuatan produk makanan lain t.t.t.l.	18,153	18,807	18,596	18,293
	Industri lain	38,825	39,266	38,979	38,855
108/10800	Pembuatan makanan haiwan tersedia	13,666	13,914	13,947	13,790
110	Pembuatan minuman ringan	16,805	17,239	17,129	17,336
11041	Pembuatan minuman ringan	10,717	11,025	10,884	11,080
11042	Pengeluaran air mineral semulajadi dan minuman lain yang dibotolkan	4,111	4,234	4,247	4,238
	Industri lain	1,976	1,981	1,998	2,018
120/12000	Pembuatan produk tembakau	1,259	1,278	1,331	1,251
131	Pemintalan, penenunan dan penyiapan tekstil	13,207	13,753	13,470	13,726
13110 & 13120	Penyediaan dan pemintalan gentian tekstil	9,168	9,339	9,433	9,611
13120	Penenunan tekstil	9,168	9,339	9,433	9,611
13132	Pewarnaan, pelunturan, percetakan dan penyiapan akhir benang dan fabrik	3,592	3,928	3,568	3,638
	Industri lain	447	486	469	478
139	Pembuatan tekstil lain	15,096	14,845	14,854	14,914
13910	Pembuatan fabrik dikait dan dikrusye	5,531	5,465	5,407	5,552
	Industri lain	9,564	9,380	9,447	9,361
141	Pembuatan pakaian, kecuali pakaian berbulu	43,688	43,092	44,375	43,995
14102	Pembuatan pakaian	31,863	31,431	32,580	32,287
	Industri lain	11,825	11,661	11,795	11,708
142 & 143	Pembuatan artikel daripada kulit bulu dan pakaian yang dikait dan dikrusye	1,093	1,050	1,099	1,095
151 (15110 & 15120)	Penyamakan dan pembersihan kulit, pembuatan bagasi, beg tangan, pelana dan abah-abah pembersihan dan pewarnaan bulu	5,808	5,752	5,680	5,579
152	Pembuatan kasut	7,071	7,415	7,209	7,280
15201 & 15203	Pembuatan kasut kulit	3,719	3,741	3,731	3,729
	Pembuatan kasut getah	3,352	3,674	3,478	3,551
	Industri lain	3,352	3,674	3,478	3,551
161/16100	Pengilangan dan pengetaman kayu	24,448	24,600	24,271	24,178

		2025	2024	2025	Group Description/Period
Q3	Q4	Q1	(Jan. - Mei)	(Jan. - Mei)	
15,288	15,265	15,194	14,941	15,392	Processing and preserving of meat
17,410	17,394	17,537	17,864	17,455	Processing and preserving of fish, crustaceans and molluscs
					<i>Canning of fish, crustaceans and molluscs</i>
14,245	14,280	14,459	14,874	14,381	<i>Processing, curing and preserving of fish, crustacean and molluscs</i>
3,165	3,114	3,077	2,990	3,074	<i>Other industry</i>
9,719	9,524	9,754	10,497	9,762	Processing and preserving of fruits and vegetable
					<i>Pineapple canning</i>
548	540	548	563	517	<i>Manufacture of jams, marmalades and table jellies</i>
9,172	8,984	9,207	9,933	9,245	<i>Other industry</i>
91,201	92,217	91,634	89,947	91,901	Manufacture of vegetable and animal oils and fats
					<i>Manufacture of crude and refined vegetable oil</i>
4,772	4,782	4,828	4,682	4,848	<i>Manufacture of compound cooking fats</i>
2,662	2,653	2,697	2,672	2,693	<i>Manufacture of coconut oil</i>
83,767	84,782	84,109	82,592	84,360	<i>Other industry</i>
14,208	14,135	14,370	14,266	14,261	Manufacture of dairy products
10,041	9,963	10,234	10,273	10,178	<i>Manufacture of condensed, powdered and evaporated milk</i>
4,167	4,172	4,136	3,993	4,084	<i>Other industry</i>
11,819	11,591	11,929	11,224	11,737	Manufacture of grain mill products, starches and starch products
5,715	5,524	5,767	5,381	5,669	<i>Rice milling</i>
5,243	5,236	5,353	4,967	5,273	<i>Flour milling</i>
860	831	809	876	796	<i>Other industry</i>
146,602	146,141	145,892	143,362	146,998	Manufacture of other food products
15,291	15,052	14,532	14,575	14,596	<i>Manufacture of biscuits and cookies</i>
35,535	35,131	35,044	34,712	35,938	<i>Manufacture of bread, cakes and other bakery products</i>
9,904	9,845	9,868	9,624	9,814	<i>Manufacture of snack products</i>
1,810	1,829	1,838	1,831	1,851	<i>Manufacture of sugar</i>
2,380	2,405	2,424	2,420	2,365	<i>Manufacture of cocoa products</i>
					<i>Manufacture of chocolate and chocolate products</i>
8,665	8,716	8,804	8,638	8,945	<i>Manufacture of sugar confectionery</i>
14,959	15,091	15,459	13,753	15,446	<i>Manufacture of sauces and condiments</i>
18,994	18,807	18,268	18,562	18,209	<i>Manufacture of other food products n.e.c.</i>
39,064	39,266	39,653	39,246	39,834	<i>Other industry</i>
13,652	13,914	14,351	13,983	14,026	Manufacture of prepared animal feeds
16,952	17,239	17,602	17,289	17,778	Manufacture of beverages
10,826	11,025	11,123	11,000	11,202	<i>Manufacture of soft drinks</i>
4,176	4,234	4,446	4,280	4,582	<i>Production of natural mineral waters and other bottled waters</i>
1,951	1,981	2,033	2,009	1,994	<i>Other industry</i>
1,274	1,278	1,343	1,245	1,262	Manufacture of tobacco products
13,878	13,753	13,746	13,871	14,217	Spinning, weaving and finishing of textiles
					<i>Preparation and spinning of textile fibres</i>
9,309	9,339	9,391	9,748	9,781	<i>Weaving of textiles</i>
4,074	3,928	3,883	3,629	3,954	<i>Dyeing, bleaching, printing and finishing of yarns and fabrics</i>
495	486	472	494	482	<i>Other industry</i>
14,920	14,845	14,628	15,028	14,898	Manufacture of other textiles
5,483	5,465	5,276	5,596	5,496	<i>Manufacture of knitted and crocheted fabrics</i>
9,436	9,380	9,353	9,432	9,402	<i>Other industry</i>
43,208	43,092	44,747	44,384	44,547	Manufacture of wearing apparel, except fur apparel
31,514	31,431	32,810	32,615	32,820	<i>Manufacture of clothings</i>
11,693	11,661	11,936	11,769	11,726	<i>Other industry</i>
1,106	1,050	1,056	1,120	1,062	Manufacture of articles of fur, knitted and crocheted apparel
					Tanning and dressing of leather; manufacture of luggage, handbags, saddlery and harness; dressing and dyeing of fur
5,856	5,752	5,682	5,646	5,757	
7,285	7,415	7,457	7,291	7,331	Manufacture of footwear
					<i>Manufacture of leather footwear</i>
3,682	3,741	3,600	3,730	3,545	<i>Manufacture of rubber footwear</i>
3,603	3,674	3,857	3,560	3,786	<i>Other industry</i>
24,415	24,600	24,358	24,708	25,532	Sawmilling and planning of wood

Jadual **1.5a** : Bilangan Pekerja Bergaji Sektor Pembuatan Mengikut Kumpulan (samb.)
 Table : Number of Paid Employees of Manufacturing Sector by Group (cont.)

Kod Kumpulan Group code	Keterangan Kumpulan/Tempoh	2024						
		Jan.	Feb.	Mac	Apr.	Mei	Jun	Jul.
101	Pemprosesan dan pengawetan daging	14,832	14,925	14,966	14,891	14,941	14,548	14,629
102	Pemprosesan dan pengawetan ikan, krustasea dan moluska	17,808	17,743	17,616	17,849	17,864	17,657	17,485
	10201 & 10202 Pengetinan ikan, krustasea dan moluska	14,874	14,747	14,642	14,851	14,874	14,690	14,481
	Industri lain	2,934	2,996	2,974	2,998	2,990	2,967	3,004
103	Pemprosesan dan pengawetan buah-buahan dan sayur - sayuran	10,503	10,712	10,789	10,740	10,497	10,401	10,171
	10303 & 10304 Pengetinan nanas	546	601	583	587	563	567	566
	10304 Pembuatan jem, marmalad dan sajian jeli	9,957	10,112	10,206	10,152	9,933	9,834	9,606
	Industri lain	2,950	2,999	2,999	2,999	2,999	2,999	2,999
104	Pembuatan minyak dan lemak daripada sayuran dan haiwan	89,773	89,390	89,298	89,531	89,947	90,516	91,435
	10404 & 10406 Pembuatan minyak sayuran mentah dan bertapis	4,426	4,588	4,604	4,690	4,682	4,666	4,668
	10405 Pembuatan minyak kelapa	2,669	2,673	2,669	2,669	2,672	2,665	2,672
	Industri lain	82,678	82,129	82,025	82,172	82,592	83,184	84,096
105	Pembuatan produk tenusu	14,023	13,937	14,144	14,160	14,266	14,003	14,033
	10502 Pembuatan susu pekat, tepung dan sejat	10,060	9,972	10,197	10,182	10,273	9,969	9,989
	Industri lain	3,962	3,964	3,947	3,978	3,993	4,034	4,044
106	Pembuatan produk bijian, kanji dan produk	11,615	11,351	11,325	11,255	11,224	11,202	11,092
	10611 Pengilangan beras	5,492	5,517	5,438	5,395	5,381	5,309	5,282
	10613 Pengilangan tepung	5,226	4,940	4,992	4,977	4,967	5,005	4,918
	Industri lain	897	893	895	882	876	888	892
107	Pembuatan produk makanan lain	143,476	142,916	142,155	143,154	143,362	142,049	143,903
	10711 Pembuatan biskut dan cookies	14,944	14,786	14,430	14,408	14,575	14,578	15,020
	10712 Pembuatan roti, kek dan produk bakeri lain	34,029	34,078	33,618	34,687	34,712	34,421	35,257
	10713 Pembuatan produk snek	9,784	9,626	9,581	9,574	9,624	9,671	9,737
	10721 Pembuatan gula	1,839	1,843	1,829	1,825	1,831	1,829	1,822
	10731 Pembuatan produk koko	2,653	2,647	2,569	2,530	2,420	2,403	2,392
	10732 & 10733 Pembuatan coklat dan produk coklat	8,761	8,708	8,682	8,613	8,638	8,562	8,652
	10733 Pembuatan konfeksi gula	13,754	13,723	13,873	13,897	13,753	13,438	13,612
	10793 Pembuatan sos dan bahan perasa	18,611	18,669	18,596	18,544	18,562	18,293	18,634
	10799 Pembuatan produk makanan lain t.t.t.l.	39,100	38,836	38,979	39,074	39,246	38,855	38,776
108/10800	Pembuatan makanan haiwan tersedia	13,905	13,915	13,947	13,963	13,983	13,790	13,759
110	Pembuatan minuman ringan	17,041	17,045	17,129	17,275	17,289	17,336	17,274
	11041 Pembuatan minuman ringan	10,808	10,787	10,884	10,989	11,000	11,080	11,046
	11042 Pengeluaran air mineral semulajadi dan minuman lain yang dibotolkan	4,259	4,262	4,247	4,260	4,280	4,238	4,228
	Industri lain	1,974	1,996	1,998	2,026	2,009	2,018	2,001
120/12000	Pembuatan produk tembakau	1,272	1,320	1,331	1,256	1,245	1,251	1,245
131	Pemintalan, penenunan dan penyiapan tekstil	13,152	13,122	13,470	13,587	13,871	13,726	13,822
	13110 & 13120 Penyediaan dan pemintalan gentian tekstil	9,112	9,092	9,433	9,591	9,748	9,611	9,492
	13120 Penenunan tekstil	3,588	3,577	3,568	3,527	3,629	3,638	3,869
	13132 Pewarnaan, pelunturan, percetakan dan penyiapan akhir benang dan fabrik	453	453	469	469	494	478	461
139	Pembuatan tekstil lain	15,312	14,871	14,854	14,866	15,028	14,914	14,725
	13910 Pembuatan fabrik dikait dan dikrusye	5,594	5,391	5,407	5,422	5,596	5,552	5,493
	Industri lain	9,717	9,480	9,447	9,444	9,432	9,361	9,232
141	Pembuatan pakaian, kecuali pakaian berbulu	44,103	44,189	44,375	44,187	44,384	43,995	43,602
	14102 Pembuatan pakaian	32,271	32,361	32,580	32,374	32,615	32,287	32,059
	Industri lain	11,831	11,828	11,795	11,813	11,769	11,708	11,543
142 & 143	Pembuatan artikel daripada kulit bulu dan pakaian yang dikait dan dikrusye	1,100	1,098	1,099	1,126	1,120	1,095	1,091
151 (15110 & 15120)	Penyamakan dan pembersihan kulit, pembuatan bagasi, beg tangan, pelana dan abah-abah pembersihan dan pewarnaan bulu	5,772	5,751	5,680	5,665	5,646	5,579	5,615
152	Pembuatan kasut	7,181	7,270	7,209	7,186	7,291	7,280	7,210
	15201 & 15203 Pembuatan kasut kulit	3,827	3,802	3,731	3,687	3,730	3,729	3,667
	15203 Pembuatan kasut getah	3,354	3,467	3,478	3,499	3,560	3,551	3,543
161/16100	Pengilangan dan pengetaman kayu	24,204	23,918	24,271	24,315	24,708	24,178	23,901

2025										Group Description/Period
Ogo.	Sep.	Okt.	Nov.	Dis.	Jan.	Feb.	Mac	Apr.	Mei	
14,631	15,288	15,250	15,222	15,265	15,393	15,084	15,194	15,359	15,392	Processing and preserving of meat
17,199	17,410	17,140	17,155	17,394	17,626	17,532	17,537	17,582	17,455	Processing and preserving of fish, crustaceans and molluscs
										<i>Canning of fish, crustaceans and molluscs</i>
14,025	14,245	14,105	14,014	14,280	14,536	14,434	14,459	14,496	14,381	<i>Processing, curing and preserving of fish, crustacean and molluscs</i>
3,173	3,165	3,035	3,141	3,114	3,091	3,098	3,077	3,086	3,074	<i>Other industry</i>
10,041	9,719	9,640	9,541	9,524	9,750	9,859	9,754	9,806	9,762	Processing and preserving of fruits and vegetable
										<i>Pineapple canning</i>
554	548	540	541	540	516	551	548	543	517	<i>Manufacture of jams, marmalades and table jellies</i>
9,487	9,172	9,100	9,000	8,984	9,234	9,308	9,207	9,263	9,245	<i>Other industry</i>
91,307	91,201	91,158	91,778	92,217	92,195	91,940	91,634	91,381	91,901	Manufacture of vegetable and animal oils and fats
										<i>Manufacture of crude and refined vegetable oil</i>
4,796	4,772	4,796	4,781	4,782	4,913	4,839	4,828	4,829	4,848	<i>Manufacture of compound cooking fats</i>
2,669	2,662	2,666	2,653	2,653	2,716	2,705	2,697	2,689	2,693	<i>Manufacture of coconut oil</i>
83,842	83,767	83,696	84,344	84,782	84,565	84,396	84,109	83,863	84,360	<i>Other industry</i>
14,216	14,208	14,158	14,173	14,135	14,075	13,947	14,370	14,394	14,261	Manufacture of dairy products
10,093	10,041	9,973	9,984	9,963	9,888	9,888	10,234	10,271	10,178	<i>Manufacture of condensed, powdered and evaporated milk</i>
4,123	4,167	4,185	4,189	4,172	4,187	4,059	4,136	4,123	4,084	<i>Other industry</i>
11,254	11,819	11,766	11,709	11,591	11,764	12,013	11,929	11,833	11,737	Manufacture of grain mill products, starches and starch products
5,391	5,715	5,664	5,567	5,524	5,667	5,800	5,767	5,711	5,669	<i>Rice milling</i>
4,996	5,243	5,264	5,311	5,236	5,277	5,401	5,353	5,325	5,273	<i>Flour milling</i>
866	860	838	832	831	820	812	809	797	796	<i>Other industry</i>
145,642	146,602	147,073	146,711	146,141	147,147	146,959	145,892	146,911	146,998	Manufacture of other food products
15,159	15,291	15,210	15,171	15,052	14,876	14,490	14,532	14,421	14,596	<i>Manufacture of biscuits and cookies</i>
35,470	35,535	35,386	35,309	35,131	35,255	35,051	35,044	35,964	35,938	<i>Manufacture of bread, cakes and other bakery products</i>
9,713	9,904	9,945	9,978	9,845	9,832	9,837	9,868	9,838	9,814	<i>Manufacture of snack products</i>
1,816	1,810	1,801	1,804	1,829	1,829	1,827	1,838	1,860	1,851	<i>Manufacture of sugar</i>
2,376	2,380	2,388	2,395	2,405	2,495	2,501	2,424	2,484	2,365	<i>Manufacture of cocoa products</i>
										<i>Manufacture of chocolate and chocolate products</i>
8,555	8,665	8,744	8,722	8,716	8,799	8,890	8,804	8,995	8,945	<i>Manufacture of sugar confectionery</i>
14,912	14,959	15,112	15,117	15,091	15,478	15,504	15,459	15,404	15,446	<i>Manufacture of sauces and condiments</i>
18,605	18,994	18,956	18,867	18,807	19,169	19,224	18,268	18,279	18,209	<i>Manufacture of other food products n.e.c.</i>
39,036	39,064	39,529	39,349	39,266	39,415	39,636	39,653	39,666	39,834	<i>Other industry</i>
13,873	13,652	13,783	13,833	13,914	14,303	14,308	14,351	14,340	14,026	Manufacture of prepared animal feeds
16,922	16,952	17,086	17,043	17,239	17,468	17,505	17,602	17,684	17,778	Manufacture of beverages
10,761	10,826	10,910	10,888	11,025	11,044	11,044	11,123	11,072	11,202	<i>Manufacture of soft drinks</i>
4,169	4,176	4,210	4,208	4,234	4,394	4,425	4,446	4,580	4,582	<i>Production of natural mineral waters and other bottled waters</i>
1,992	1,951	1,966	1,947	1,981	2,030	2,037	2,033	2,032	1,994	<i>Other industry</i>
1,179	1,274	1,275	1,265	1,278	1,287	1,333	1,343	1,276	1,262	Manufacture of tobacco products
13,831	13,878	13,731	13,762	13,753	13,724	13,545	13,746	13,978	14,217	Spinning, weaving and finishing of textiles
										<i>Preparation and spinning of textile fibres</i>
9,391	9,309	9,268	9,317	9,339	9,331	9,156	9,391	9,519	9,781	<i>Weaving of textiles</i>
3,963	4,074	3,977	3,960	3,928	3,914	3,909	3,883	3,977	3,954	<i>Dyeing, bleaching, printing and finishing of yarns and fabrics</i>
477	495	486	486	486	479	480	472	482	482	<i>Other industry</i>
14,903	14,920	14,929	14,857	14,845	14,939	14,588	14,628	14,689	14,898	Manufacture of other textiles
5,557	5,483	5,468	5,466	5,465	5,462	5,267	5,276	5,405	5,496	<i>Manufacture of knitted and crocheted fabrics</i>
9,346	9,436	9,461	9,391	9,380	9,478	9,321	9,353	9,284	9,402	<i>Other industry</i>
42,641	43,208	42,549	42,804	43,092	44,431	44,600	44,747	44,495	44,547	Manufacture of wearing apparel, except fur apparel
31,071	31,514	30,938	31,195	31,431	32,641	32,597	32,810	32,683	32,820	<i>Manufacture of clothings</i>
11,570	11,693	11,610	11,609	11,661	11,790	12,003	11,936	11,812	11,726	<i>Other industry</i>
1,077	1,106	1,050	1,056	1,050	1,056	1,056	1,056	1,056	1,062	Manufacture of articles of fur, knitted and crocheted apparel
5,690	5,856	5,851	5,821	5,752	5,750	5,752	5,682	5,708	5,757	Tanning and dressing of leather; manufacture of luggage, handbags, saddlery and harness; dressing and dyeing of fur
7,175	7,285	7,370	7,426	7,415	7,411	7,541	7,457	7,406	7,331	Manufacture of footwear
										<i>Manufacture of leather footwear</i>
3,684	3,682	3,726	3,768	3,741	3,733	3,739	3,600	3,571	3,545	<i>Manufacture of rubber footwear</i>
3,492	3,603	3,644	3,658	3,674	3,677	3,802	3,857	3,835	3,786	<i>Other industry</i>
24,645	24,415	24,524	24,631	24,600	24,491	24,804	24,358	25,187	25,532	Sawmilling and planning of wood

Jadual
Table **1.5a** : Bilangan Pekerja Bergaji Sektor Pembuatan Mengikut Kumpulan
: Number of Paid Employees of Manufacturing Sector by Group

Kod Kumpulan Group code	Keterangan Kumpulan/Tempoh	2023	2024	2024	
				Q1	Q2
162	Pembuatan produk daripada kayu, gabus, jerami dan bahan jalinan lain	69,802	70,057	67,760	69,742
16211	Pembuatan kepingan venier dan papan lapis	39,618	40,672	37,829	39,264
16212	Pembuatan papan partikel dan papan gentian	6,961	7,176	7,008	7,317
16221	Pertukangan kayu untuk jurubina	9,650	8,510	9,627	9,443
	Industri lain	13,573	13,699	13,296	13,719
170	Pembuatan kertas dan produk kertas	59,265	59,633	59,848	58,041
17010	Pembuatan pulpa, kertas dan kertas tebal	9,041	9,576	9,297	8,753
17020	Pembuatan kertas gelugur dan kertas tebal dan bekas daripada kertas dan kertas tebal	23,505	23,067	23,403	22,740
17091	Pembuatan sampul surat dan kad surat	1,762	1,717	1,715	1,675
17092	Pembuatan kertas kegunaan rumah dan pembersih peribadi	11,370	11,109	11,361	10,882
	17093 Pembuatan kertas bergam atau pelekat yang berjalur atau bergulung dan label dan kertas dinding	7,480	7,557	7,856	7,854
	Industri lain	6,107	6,608	6,215	6,137
181 & 182	Percetakan, aktiviti perkhidmatan berkaitan percetakan dan penerbitan semula media rakaman	71,281	71,820	68,381	68,032
	18110 Percetakan	58,603	58,927	56,011	55,417
	18120 Aktiviti perkhidmatan berkaitan percetakan &	12,678	12,894	12,370	12,615
	18200 Penerbitan semula media rakaman				
192 (19201 & 19202)	Pembuatan produk petroleum bertapis	18,473	18,556	18,821	18,324
201	Pembuatan kimia asas, baja dan sebatian nitrogen, plastik dan getah sintetik dalam bentuk primer	47,699	50,231	49,133	48,962
20111	Pembuatan gas perindustrian atau perubatan bukan organik dalam bentuk cecair atau mampat	6,330	7,272	6,818	6,938
20112 &	Pembuatan kimia organik asas	19,255	20,199	19,676	19,527
20113	Pembuatan sebatian bukan organik				
20121 &	Pembuatan baja	7,201	7,085	7,397	7,327
20129	Pembuatan produk campuran nitrogen				
20131	Pembuatan plastik dalam bentuk primer	11,649	12,111	11,866	11,793
	Industri lain	3,264	3,564	3,377	3,377
202 & 203	Pembuatan produk kimia lain dan serat buatan manusia	55,846	54,191	56,350	55,669
20210	Pembuatan racun perosak dan produk agrokimia lain	4,587	5,093	4,643	4,691
20221	Pembuatan cat, varnis dan penyadur dan mastik	9,587	9,564	10,133	9,706
20222	Pembuatan dakwat cetak	5,924	5,680	6,068	6,094
20231 &	Pembuatan sabun dan bahan pencuci, penyediaan membersihkan dan mengilat	20,041	19,182	19,883	19,772
20232	Pembuatan pewangi dan penyediaan dandanan diri				
20291 &	Pembuatan plat fotografi, filem, sensitized paper dan other sensitized unexposed materials				
20292 &	Pembuatan dakwat menulis dan melukis	15,435	14,430	15,334	15,132
20299	Pembuatan produk kimia lain t.t.t.l.				
	Industri lain	273	240	288	273
210	Pembuatan produk farmaseutikal, kimia perubatan dan botani	27,967	28,795	27,334	28,060
21001	Pembuatan bahan aktif ubat-ubatan untuk digunakan oleh bidang farmakologi dalam pembuatan ubat-ubatan	19,519	20,296	18,758	19,397
	Industri lain	8,448	8,498	8,576	8,662
221	Pembuatan produk getah	117,399	114,605	115,414	110,997
22111	Pembuatan tayar getah untuk kenderaan	6,790	6,537	6,761	6,736
22112	Pembuatan bunga tayar yang boleh ditukar ganti dan tayar celup	2,564	2,468	2,566	2,490
22191 &	Pembuatan produk lain daripada getah asli atau sintetik, tidak divulkan, divulkan atau dikeraskan	18,551	17,566	18,997	19,213
22193	Pengilangan semula getah dan prosesan susu getah				
	22192 Pembuatan sarung tangan getah	56,913	55,571	54,956	51,979
	22199 Pembuatan produk getah lain yang t.t.t.l.	32,581	32,463	32,134	30,578
222	Pembuatan produk plastik	164,184	167,831	163,740	165,999
22201 &	Pembuatan produk plastik separa siap	38,248	38,825	37,765	38,681
22202	Pembuatan produk plastik siap				
22203	Pembuatan artikel plastik untuk pembungkusan barangan	53,304	54,379	53,214	53,279
22204	Pembuatan barangan plastik jurubina	3,666	3,865	3,699	3,752
22205	Pembuatan pinggan mangkuk, peralatan dapur dan barangan tandas daripada plastik	14,272	14,407	14,756	14,749
22209	Pembuatan pelbagai produk plastik t.t.t.l.	54,694	56,355	54,306	55,539
231 (23101 & 23102 & 23109)	Pembuatan kaca dan produk kaca	20,742	21,793	21,080	22,378

		2025	2024	2025	Group Description/Period
Q3	Q4	Q1	(Jan. - Mei)	(Jan. - Mei)	
69,343	70,057	68,130	69,747	69,239	Manufacture of products of wood, cork, straw and plaiting materials
40,119	40,672	39,443	38,937	40,220	Manufacture of veneer sheets and plywood
7,236	7,176	7,063	7,314	7,047	Manufacture of particle board and fibreboard
8,782	8,510	8,583	9,564	8,513	Manufacture of builders' carpentry
13,206	13,699	13,041	13,932	13,459	Other industry
58,867	59,633	60,020	58,102	58,296	Manufacture of paper and paper products
9,061	9,576	10,133	8,772	9,577	Manufacture of pulp, paper and paperboard
23,039	23,067	22,980	22,731	22,036	Manufacture of corrugated paper and paperboard and of containers of paper and paperboard
1,678	1,717	1,706	1,689	1,686	Manufacture of envelopes and letter-card
11,097	11,109	10,904	10,884	10,922	Manufacture of household and personal hygiene paper
7,541	7,557	7,923	7,843	7,750	Manufacture of gummed or adhesive paper in strips or rolls and labels and wall paper
6,450	6,608	6,372	6,182	6,323	Other industry
69,023	71,820	68,785	68,016	69,074	Printing, service activities related to printing and reproduction of recorded media
56,714	58,927	56,515	55,460	56,644	Printing
12,309	12,894	12,270	12,556	12,430	Service activities related to printing
					Reproduction of recorded media
18,286	18,556	19,016	18,340	18,622	Manufacture of refined petroleum products
49,178	50,231	51,313	49,143	51,049	Manufacture of basic chemicals, fertilizer and nitrogen compounds, plastics and synthetic rubber in primary forms
7,043	7,272	7,183	6,921	7,126	Manufacture of liquefied or compressed inorganic industrial or medical gases
19,761	20,199	20,662	19,624	20,475	Manufacture of basic organic chemicals
7,130	7,085	7,357	7,336	7,362	Manufacture of inorganic compounds
11,811	12,111	12,456	11,882	12,484	Manufacture of fertilizers
3,432	3,564	3,655	3,379	3,602	Manufacture of associated nitrogen products
53,680	54,191	54,781	55,900	53,971	Manufacture of other chemical products and man-made fibres
5,005	5,093	5,055	4,700	5,012	Manufacture of pesticides and other agrochemical products
9,419	9,564	9,659	9,712	9,080	Manufacture of paints, varnishes and similar coatings ink and mastics
5,704	5,680	5,816	6,084	5,845	Manufacture of printing ink
19,131	19,182	19,893	19,937	19,878	Manufacture of soap and detergents, cleaning and polishing preparations
					Manufacture of perfumes and toilet preparations
14,181	14,430	14,106	15,187	13,904	Manufacture of photographic plates, films, sensitized paper and other sensitized unexposed materials
					Manufacture of writing and drawing ink
240	240	252	280	253	Manufacture of other chemical products n.e.c.
29,377	28,795	27,877	28,114	28,803	Manufacture of pharmaceuticals, medicinal chemical and botanical products
20,577	20,296	19,334	19,383	20,286	Manufacture of medicinal active substances to be used for their pharmacological properties in the manufacture of medicaments
8,801	8,498	8,543	8,730	8,517	Other industry
115,321	114,605	111,798	113,842	109,605	Manufacture of rubber products
6,586	6,537	6,501	6,825	6,251	Manufacture of rubber tyres for vehicles
2,479	2,468	2,498	2,550	2,435	Manufacture of interchangeable tyre treads and retreading rubber tyres
17,804	17,566	17,409	19,132	17,218	Manufacture of other products of natural or synthetic rubber, unvulcanized, vulcanized or hardened
					Rubber remilling and latex processing
55,956	55,571	53,566	53,068	52,075	Manufacture of rubber gloves
32,496	32,463	31,824	32,266	31,627	Manufacture of other rubber products n.e.c.
167,284	167,831	167,103	167,104	169,093	Manufacture of plastics products
39,040	38,825	38,877	39,436	39,761	Manufacture of semi-manufactures of plastic products
					Manufacture of finished plastic products
54,387	54,379	53,935	53,690	54,802	Manufacture of plastic articles for the packing of goods
3,784	3,865	3,814	3,761	3,838	Manufacture of builders' plastics ware
14,397	14,407	14,215	14,719	13,923	Manufacture of plastic tableware, kitchenware and toilet articles
55,677	56,355	56,262	55,499	56,768	Manufacture of diverse plastic products n.e.c.
22,541	21,793	21,450	22,204	21,467	Manufacture of glass and glass products

Jadual **1.5a** : Bilangan Pekerja Bergaji Sektor Pembuatan Mengikut Kumpulan (samb.)
 Table : Number of Paid Employees of Manufacturing Sector by Group (cont.)

Kod Kumpulan Group code	Keterangan Kumpulan/Tempoh	2024						
		Jan.	Feb.	Mac	Apr.	Mei	Jun	Jul.
162	Pembuatan produk daripada kayu, gabus, jerami dan bahan jalinan lain	69,268	69,320	67,760	68,578	69,747	69,742	70,073
16211	Pembuatan kepingan venier dan papan lapis	38,924	38,998	37,829	38,048	38,937	39,264	39,783
16212	Pembuatan papan partikel dan papan gentian	6,921	7,077	7,008	7,012	7,314	7,317	7,247
16221	Pertukangan kayu untuk jurubina	9,739	9,692	9,627	9,597	9,564	9,443	9,432
	Industri lain	13,684	13,554	13,296	13,921	13,932	13,719	13,611
170	Pembuatan kertas dan produk kertas	59,457	59,910	59,848	59,082	58,102	58,041	57,797
17010	Pembuatan pulpa, kertas dan kertas tebal	9,333	9,357	9,297	9,276	8,772	8,753	8,789
17020	Pembuatan kertas gelugur dan kertas tebal dan bekas daripada kertas dan kertas tebal	23,312	23,406	23,403	22,775	22,731	22,740	22,431
17091	Pembuatan sampul surat dan kad surat	1,768	1,768	1,715	1,686	1,689	1,675	1,684
17092	Pembuatan kertas kegunaan rumah dan pembersih peribadi	11,397	11,420	11,361	11,332	10,884	10,882	10,703
17093	Pembuatan kertas bergam atau pelekat yang berjalur atau bergulung dan label dan kertas dinding	7,512	7,832	7,856	7,875	7,843	7,854	7,892
	Industri lain	6,134	6,127	6,215	6,137	6,182	6,137	6,298
181 & 182	Percetakan, aktiviti perkhidmatan berkaitan percetakan dan penerbitan semula media rakaman	68,570	68,558	68,381	67,899	68,016	68,032	68,063
18110	Percetakan	56,145	56,099	56,011	55,475	55,460	55,417	55,378
18120 &	Aktiviti perkhidmatan berkaitan percetakan	12,424	12,460	12,370	12,423	12,556	12,615	12,686
18200	Penerbitan semula media rakaman							
192 (19201 & 19202)	Pembuatan produk petroleum bertapis	18,245	18,511	18,821	18,538	18,340	18,324	18,405
201	Pembuatan kimia asas, baja dan sebatian nitrogen, plastik dan getah sintetik dalam bentuk primer	48,215	48,536	49,133	49,523	49,143	48,962	48,889
20111	Pembuatan gas perindustrian atau perubatan bukan organik dalam bentuk cecair atau mampat	6,531	6,520	6,818	6,829	6,921	6,938	6,966
20112 &	Pembuatan kimia organik asas	19,246	19,452	19,676	19,831	19,624	19,527	19,587
20113	Pembuatan sebatian bukan organik							
20121 &	Pembuatan baja	7,363	7,360	7,397	7,569	7,336	7,327	7,312
20129	Pembuatan produk campuran nitrogen							
20131	Pembuatan plastik dalam bentuk primer	11,738	11,855	11,866	11,907	11,882	11,793	11,633
	Industri lain	3,337	3,350	3,377	3,388	3,379	3,377	3,391
202 & 203	Pembuatan produk kimia lain dan serat buatan manusia	55,744	55,915	56,350	55,798	55,900	55,669	54,842
20210	Pembuatan racun perosak dan produk agrokimia lain	4,655	4,629	4,643	4,672	4,700	4,691	4,683
20221	Pembuatan cat, varnis dan penyadur dan mastik	9,854	9,874	10,133	9,749	9,712	9,706	9,601
20222	Pembuatan dakwat cetak	5,968	5,957	6,068	6,110	6,084	6,094	5,658
20231 &	Pembuatan sabun dan bahan pencuci, penyediaan membersihkan dan mengilat	19,489	19,756	19,883	19,773	19,937	19,772	19,639
20232	Pembuatan pewangi dan penyediaan dandanan diri							
20291 &	Pembuatan plat fotografi, filem, sensitized paper dan other sensitized unexposed materials	15,505	15,419	15,334	15,211	15,187	15,132	14,991
20292 &	Pembuatan dakwat menulis dan melukis							
20299	Pembuatan produk kimia lain t.t.t.l.							
	Industri lain	273	280	288	282	280	273	270
210	Pembuatan produk farmaseutikal, kimia perubatan dan botani	27,305	27,303	27,334	28,522	28,114	28,060	28,554
21001	Pembuatan bahan aktif ubat-ubatan untuk digunakan oleh bidang farmakologi dalam pembuatan	18,859	18,831	18,758	19,871	19,383	19,397	19,739
	Industri lain	8,446	8,472	8,576	8,652	8,730	8,662	8,815
221	Pembuatan produk getah	116,188	115,900	115,414	114,288	113,842	110,997	111,326
22111	Pembuatan tayar getah untuk kenderaan	6,834	6,787	6,761	6,860	6,825	6,736	6,623
22112	Pembuatan bunga tayar yang boleh ditukar ganti dan tayar celup	2,571	2,581	2,566	2,554	2,550	2,490	2,515
22191 &	Pembuatan produk lain daripada getah asli atau sintetik, tidak divulkan, divulkan atau dikeraskan	18,842	18,961	18,997	19,216	19,132	19,213	19,159
22193	Pengilangan semula getah dan prosesan susu getah							
22192	Pembuatan sarung tangan getah	55,205	55,242	54,956	53,407	53,068	51,979	52,129
22199	Pembuatan produk getah lain yang t.t.t.l.	32,736	32,329	32,134	32,251	32,266	30,578	30,899
222	Pembuatan produk plastik	164,713	164,009	163,740	166,306	167,104	165,999	169,568
22201 &	Pembuatan produk plastik separa siap	38,153	38,275	37,765	39,064	39,436	38,681	38,716
22202	Pembuatan produk plastik siap							
22203	Pembuatan artikel plastik untuk pembungkusan barangan	53,552	53,375	53,214	53,721	53,690	53,279	53,356
22204	Pembuatan barangan plastik jurubina	3,729	3,699	3,699	3,744	3,761	3,752	3,715
22205	Pembuatan pinggan mangkuk, peralatan dapur dan barangan tandas daripada plastik	14,657	14,639	14,756	14,733	14,719	14,749	14,794
22209	Pembuatan pelbagai produk plastik t.t.t.l.	54,622	54,021	54,306	55,045	55,499	55,539	58,987
231 (23101 & 23102 & 23109)	Pembuatan kaca dan produk kaca	20,798	20,939	21,080	21,294	22,204	22,378	21,729

2025										Group Description/Period
Ogo.	Sep.	Okt.	Nov.	Dis.	Jan.	Feb.	Mac	Apr.	Mei	
68,634	69,343	69,794	70,816	70,057	69,229	69,120	68,130	68,629	69,239	Manufacture of products of wood, cork, straw and plaiting materials
39,326	40,119	40,254	41,213	40,672	39,933	39,997	39,443	39,548	40,220	Manufacture of veneer sheets and plywood
7,212	7,236	7,276	7,186	7,176	7,131	7,097	7,063	7,059	7,047	Manufacture of particle board and fibreboard
8,803	8,782	8,725	8,726	8,510	8,648	8,653	8,583	8,552	8,513	Manufacture of builders' carpentry
13,293	13,206	13,539	13,692	13,699	13,517	13,373	13,041	13,470	13,459	Other industry
58,093	58,867	59,728	59,564	59,633	59,654	60,260	60,020	59,355	58,296	Manufacture of paper and paper products
9,065	9,061	9,270	9,229	9,576	9,918	10,185	10,133	10,139	9,577	Manufacture of pulp, paper and paperboard
22,563	23,039	23,335	23,261	23,067	22,959	23,031	22,980	22,347	22,036	Manufacture of corrugated paper and paperboard and of containers of paper and paperboard
1,686	1,678	1,689	1,717	1,717	1,722	1,713	1,706	1,709	1,686	Manufacture of envelopes and letter-card
10,679	11,097	11,253	11,151	11,109	11,012	10,952	10,904	10,907	10,922	Manufacture of household and personal hygiene paper
7,607	7,541	7,548	7,469	7,557	7,534	7,909	7,923	7,909	7,750	Manufacture of gummed or adhesive paper in strips or rolls and labels and wall paper
6,492	6,450	6,633	6,737	6,608	6,509	6,469	6,372	6,344	6,323	Other industry
69,364	69,023	70,855	71,857	71,820	68,958	69,056	68,785	68,776	69,074	Printing, service activities related to printing and reproduction of recorded media
56,784	56,714	58,114	59,102	58,927	56,528	56,685	56,515	56,463	56,644	Printing
12,580	12,309	12,741	12,755	12,894	12,430	12,371	12,270	12,312	12,430	Service activities related to printing
										Reproduction of recorded media
18,459	18,286	18,537	18,614	18,556	18,603	18,857	19,016	18,861	18,622	Manufacture of refined petroleum products
49,439	49,178	49,911	50,235	50,231	50,397	50,981	51,313	51,425	51,049	Manufacture of basic chemicals, fertilizer and nitrogen compounds, plastics and synthetic rubber in primary forms
6,982	7,043	7,079	7,277	7,272	7,264	7,198	7,183	7,136	7,126	Manufacture of liquefied or compressed inorganic industrial or medical gases
19,840	19,761	20,165	20,135	20,199	20,107	20,619	20,662	20,782	20,475	Manufacture of basic organic chemicals
7,335	7,130	7,175	7,235	7,085	7,166	7,158	7,357	7,425	7,362	Manufacture of inorganic compounds
11,844	11,811	11,961	12,070	12,111	12,303	12,410	12,456	12,478	12,484	Manufacture of fertilizers
3,439	3,432	3,531	3,518	3,564	3,558	3,597	3,655	3,603	3,602	Manufacture of associated nitrogen products
54,795	53,680	54,027	54,072	54,191	54,103	54,458	54,781	54,321	53,971	Manufacture of other chemical products and man-made fibres
4,877	5,005	5,099	5,099	5,093	5,057	5,038	5,055	5,061	5,012	Manufacture of pesticides and other agrochemical products
9,565	9,419	9,421	9,467	9,564	9,446	9,491	9,659	9,208	9,080	Manufacture of paints, varnishes and similar coatings ink and mastics
5,679	5,704	5,696	5,692	5,680	5,725	5,709	5,816	5,812	5,845	Manufacture of printing ink
19,758	19,131	19,204	19,218	19,182	19,319	19,766	19,893	20,027	19,878	Manufacture of soap and detergents, cleaning and polishing preparations
14,661	14,181	14,365	14,356	14,430	14,315	14,210	14,106	13,959	13,904	Manufacture of perfumes and toilet preparations
255	240	242	239	240	242	245	252	254	253	Manufacture of photographic plates, films, sensitized paper and other sensitized unexposed materials
29,409	29,377	29,526	28,793	28,795	28,111	27,956	27,877	29,168	28,803	Manufacture of pharmaceuticals, medicinal chemical and botanical products
20,583	20,577	20,622	20,296	20,296	19,555	19,356	19,334	20,641	20,286	Manufacture of medicinal active substances to be used for their pharmacological properties in the manufacture of medicaments
8,826	8,801	8,904	8,496	8,498	8,555	8,600	8,543	8,527	8,517	Other industry
114,375	115,321	115,258	114,762	114,605	113,329	112,610	111,798	110,616	109,605	Manufacture of rubber products
6,577	6,586	6,558	6,595	6,537	6,503	6,538	6,501	6,475	6,251	Manufacture of rubber tyres for vehicles
2,468	2,479	2,525	2,471	2,468	2,498	2,507	2,498	2,454	2,435	Manufacture of interchangeable tyre treads and retreading rubber tyres
18,060	17,804	17,692	17,596	17,566	17,430	17,363	17,409	17,317	17,218	Manufacture of other products of natural or synthetic rubber, unvulcanized, vulcanized or hardened
55,182	55,956	55,653	55,575	55,571	54,214	54,046	53,566	52,486	52,075	Rubber remilling and latex processing
32,088	32,496	32,831	32,525	32,463	32,684	32,155	31,824	31,884	31,627	Manufacture of rubber gloves
167,163	167,284	167,656	169,184	167,831	168,055	167,549	167,103	169,416	169,093	Manufacture of plastics products
38,939	39,040	38,895	39,045	38,825	38,933	39,006	38,877	39,790	39,761	Manufacture of semi-manufactures of plastic products
53,552	54,387	54,824	54,670	54,379	54,219	54,117	53,935	54,775	54,802	Manufacture of finished plastic products
3,717	3,784	3,814	3,855	3,865	3,809	3,826	3,814	3,849	3,838	Manufacture of plastic articles for the packing of goods
14,759	14,397	14,434	14,427	14,407	14,318	14,271	14,215	14,199	13,923	Manufacture of builders' plastics ware
56,196	55,677	55,688	57,187	56,355	56,775	56,328	56,262	56,803	56,768	Manufacture of plastic tableware, kitchenware and toilet articles
22,497	22,541	22,212	21,936	21,793	21,595	21,469	21,450	21,578	21,467	Manufacture of diverse plastic products n.e.c.
										Manufacture of glass and glass products

Jadual
Table **1.5a** : Bilangan Pekerja Bergaji Sektor Pembuatan Mengikut Kumpulan
: Number of Paid Employees of Manufacturing Sector by Group

Kod Kumpulan Group code	Keterangan Kumpulan/Tempoh	2023	2024	2024	
				Q1	Q2
239	Pembuatan pengeluaran galian bukan logam t.t.t.l.	88,491	87,598	84,706	85,089
23911	Pembuatan mortar refraktori dan konkrit				
&		9,801	9,203	9,010	8,758
23921	Pembuatan seramik bukan refraktori				
23930	Pembuatan produk porselin dan seramik lain	4,467	4,141	4,364	4,290
23941	Pembuatan simen hidrolik	7,374	7,458	7,153	7,107
23951	Pembuatan konkrit dan mortar siap bancuh dan bancuhan kering	16,934	17,049	16,016	16,317
23952	Pembuatan konkrit pratuangan, simen atau artikel batu buatan yang digunakan dalam pembinaan;				
&					
23953	Pembuatan komponen struktur pasang siap untuk bangunan atau kejuruteraan awam dari simen, batu atau konkrit buatan	31,244	29,738	29,317	29,654
&					
23959	Pembuatan artikel konkrit, simen dan plaster lain t.t.t.l.				
23990	Pembuatan produk mineral bukan logam lain t.t.t.l.	9,737	10,706	9,690	9,621
	Industri lain	8,934	9,303	9,157	9,342
241 (24101 & 24102 & 24103 & 24104 & 24109)	Pembuatan besi dan keluli asas	57,448	59,399	57,788	57,789
242 (24201 & 24202 & 24209)	Pembuatan logam asas berharga dan logam bukan ferus lain	40,119	38,810	40,203	39,877
243	Pengacuan logam	14,589	14,962	15,168	14,518
251 & 252	Pembuatan produk struktur logam, tangki, takungan, penjana wap, senjata dan peluru	60,999	62,441	61,607	61,803
25113	Pembuatan pintu, tingkap dan bingkai, penutup tingkap dan pintu pagar daripada logam	42,207	44,351	42,492	42,637
25119	Pembuatan produk struktur logam lain				
25120	Pembuatan tangki, takungan dan kontena daripada logam	10,497	9,957	10,676	10,801
	Industri lain	8,295	8,133	8,440	8,364
259	Pembuatan lain-lain produk yang direka daripada logam; aktiviti perkhidmatan kerja logam	104,424	106,738	105,871	103,981
25910	Tempaan, tekanan, hentakan dan bentuk gelekkan logam; serbuk metalurgi	22,087	22,871	21,514	21,169
25920	Rawatan dan penyalutan logam; menggunakan mesin	11,612	9,978	12,241	11,264
25991	Pembuatan tin untuk produk makanan dan minuman, tiub dan kotak boleh dilipat	8,120	9,196	8,434	8,385
25992	Pembuatan kabel, plaited bands (jalur/pita berpintal) dan artikel seumpamanya daripada logam				
&					
25993	Pembuatan bolt, skru, nat dan produk uliran seumpamanya	20,973	20,968	21,381	21,100
25994	Pembuatan barangan rumah daripada logam	3,615	3,719	3,559	3,309
25999	Pembuatan produk lain yang direka daripada logam t.t.t.l.	25,279	26,814	25,516	25,412
	Industri lain	12,738	13,193	13,226	13,343
261	Pembuatan komponen dan papan elektronik	238,894	233,680	230,131	235,558
26101	Pembuatan diod, transistor dan alatan semikonduktor yang seumpamanya				
&					
26102	Pembuatan litar elektronik bersepadu dengan pemasangan mikro	128,999	126,572	124,881	126,870
26103	Pembuatan kapasitor dan perintang elektrik				
&					
26104	Pembuatan papan litar bercetak	95,182	92,833	90,605	93,978
&					
26105	Pembuatan komponen paparan				
26109	Pembuatan komponen lain untuk aplikasi elektronik	14,712	14,274	14,644	14,709
262 (26201 & 26202)	Pembuatan komputer dan kelengkapan peranti	67,464	72,136	67,910	69,261
263/ 26300	Pembuatan peralatan komunikasi	26,319	27,447	26,073	26,616
264/ 26400	Pembuatan peralatan elektronik pengguna	36,292	37,992	35,649	35,906
265	Pembuatan kelengkapan mengukur, menguji, memandu arah dan kawalan; jam tangan dan jam	31,691	33,196	32,011	33,332
26511	Pembuatan kelengkapan mengukur, menguji, memandu arah dan kawalan	24,642	25,853	24,815	26,080
&					
26512	Pembuatan kelengkapan kawalan proses perindustrian				
26520	Pembuatan jam tangan dan jam dan bahagiannya	7,049	7,343	7,196	7,252
266/ 26600	Pembuatan peralatan penyinaran, perubatan elektro dan elektroterapeutik	12,708	12,778	12,236	12,264

		2025	2024	2025	Group Description/Period
Q3	Q4	Q1	(Jan. - Mei)	(Jan. - Mei)	
87,310	87,598	87,230	84,968	87,790	Manufacture of non-metallic mineral products n.e.c. Manufacture of refractory mortars and concretes
8,766	9,203	9,090	8,736	8,830	Manufacture of non-refractory ceramic
4,339	4,141	4,141	4,295	4,085	Manufacture of other porcelain and ceramic products
7,396	7,458	7,576	7,144	7,546	Manufacture of hydraulic cement
16,861	17,049	16,399	16,180	16,654	Manufacture of ready-mix and dry-mix concrete and mortars
					Manufacture of precast concrete, cement or artificial stone articles for use in construction
29,910	29,738	30,062	29,460	30,494	Manufacture of prefabricated structural components for building or civil engineering of cement, concrete or artificial stone
10,713	10,706	10,654	9,892	10,882	Manufacture of other articles of concrete, cement and plaster n.e.c.
9,324	9,303	9,309	9,263	9,298	Manufacture of other non-metallic mineral products n.e.c. Other industry
59,261	59,399	58,976	57,684	58,249	Manufacture of basic iron and steel
38,905	38,810	39,083	39,987	39,054	Manufacture of basic precious and other non-ferrous metals
14,935	14,962	15,638	15,031	15,635	Casting of metals
62,170	62,441	64,114	61,185	64,049	Manufacture of structural metal products, tanks, reservoirs, steam generators, weapons and ammunition
43,590	44,351	45,968	41,995	45,612	Manufacture of metal doors, windows and their frames, shutters and gates Manufacture of other structural metal products
10,249	9,957	9,968	10,805	10,240	Manufacture of tanks, reservoirs and containers of metal
8,331	8,133	8,178	8,385	8,197	Other industry
106,362	106,738	106,125	105,356	105,662	Manufacture of other fabricated metal products; metal working service activities
22,873	22,871	22,353	21,533	22,670	Forging, pressing, stamping and roll-forming of metal; powder metallurgy
9,981	9,978	9,906	11,536	9,250	Treatment and coating of metals; machining
9,129	9,196	9,310	8,408	9,267	Manufacture of tins and cans for food products, collapsible tubes and boxes
					Manufacture of metal cable, plaited bands and similar articles
21,283	20,968	20,794	21,337	20,662	Manufacture of bolts, screws, nuts and similar threaded products
3,346	3,719	3,631	3,525	3,592	Manufacture of metal household articles
26,431	26,814	26,743	25,800	26,975	Manufacture of any other fabricated metal products n.e.c.
13,320	13,193	13,387	13,216	13,245	Other industry
234,153	233,680	227,985	234,698	232,974	Manufacture of electronic components and boards
126,335	126,572	122,600	126,954	124,585	Manufacture of diodes, transistors and similar semiconductor devices Manufacture of electronic integrated circuits micro assemblies
					Manufacture of electrical capacitors and resistors
93,391	92,833	90,736	93,158	93,803	Manufacture of printed circuit boards Manufacture of display components
14,427	14,274	14,649	14,587	14,586	Manufacture of other components for electronic applications
70,506	72,136	72,429	68,606	73,205	Manufacture of computers and peripheral equipment
27,355	27,447	27,716	26,655	28,027	Manufacture of communication equipment
37,677	37,992	36,684	35,941	36,965	Manufacture of consumer electronics
32,949	33,196	32,853	32,589	33,054	Manufacture of measuring, testing, navigating and control equipment; watches and clocks
25,495	25,853	25,796	25,412	26,209	Manufacture of measuring, testing, navigating and control equipment Manufacture of industrial process control equipment
7,454	7,343	7,057	7,177	6,845	Manufacture of watches and clocks and parts
12,643	12,778	12,412	12,228	12,316	Manufacture of irradiation, electromedical and electrotherapeutic equipment

Jadual Table **1.5a** : Bilangan Pekerja Bergaji Sektor Pembuatan Mengikut Kumpulan (samb.)
: Number of Paid Employees of Manufacturing Sector by Group (cont.)

Kod Kumpulan Group code	Keterangan Kumpulan/Tempoh	2024						
		Jan.	Feb.	Mac	Apr.	Mei	Jun	Jul.
239	Pembuatan pengeluaran galian bukan logam t.t.t.l.	86,363	84,916	84,706	85,274	84,968	85,089	86,462
23911	Pembuatan mortar refraktori dan konkrit &	9,260	9,087	9,010	8,955	8,736	8,758	8,687
23921	Pembuatan seramik bukan refraktori	4,393	4,317	4,364	4,309	4,295	4,290	4,393
23930	Pembuatan produk porselin dan seramik lain	7,443	7,420	7,153	7,155	7,144	7,107	7,453
23941	Pembuatan simen hidraulik	16,968	15,943	16,016	16,009	16,180	16,317	16,631
23951	Pembuatan konkrit dan mortar siap bancuh dan bancuhan kering	29,282	29,152	29,317	29,871	29,460	29,654	29,628
23952	Pembuatan konkrit pratuangan, simen atau artikel batu buatan yang digunakan dalam pembinaan;	29,282	29,152	29,317	29,871	29,460	29,654	29,628
23953	Pembuatan komponen struktur pasang siap untuk bangunan atau kejuruteraan awam dari simen, batu atau konkrit buatan	29,282	29,152	29,317	29,871	29,460	29,654	29,628
23959	Pembuatan artikel konkrit, simen dan plaster lain t.t.t.l.	29,282	29,152	29,317	29,871	29,460	29,654	29,628
23990	Pembuatan produk mineral bukan logam lain t.t.t.l. Industri lain	9,843	9,826	9,690	9,660	9,892	9,621	10,194
		9,174	9,171	9,157	9,314	9,263	9,342	9,477
241 (24101 & 24102 & 24103 & 24104 & 24109)	Pembuatan besi dan keluli asas	57,986	57,243	57,788	57,698	57,684	57,789	57,545
242 (24201 & 24202 & 24209)	Pembuatan logam asas berharga dan logam bukan ferus lain	40,581	40,307	40,203	40,069	39,987	39,877	39,520
243	Pengacuan logam	14,965	15,266	15,168	15,143	15,031	14,518	15,110
251 & 252	Pembuatan produk struktur logam, tangki, takungan, penjana wap, senjata dan peluru	61,110	60,874	61,607	61,490	61,185	61,803	61,788
25113	Pembuatan pintu, tingkap dan bingkai, penutup tingkap dan pintu pagar daripada logam	42,022	41,860	42,492	42,482	41,995	42,637	42,574
25119	Pembuatan produk struktur logam lain	10,690	10,717	10,676	10,702	10,805	10,801	10,830
25120	Pembuatan tangki, takungan dan kontena daripada logam Industri lain	8,397	8,297	8,440	8,306	8,385	8,364	8,385
259	Pembuatan lain-lain produk yang direka daripada logam; aktiviti perkhidmatan kerja logam	105,606	105,475	105,871	105,095	105,356	103,981	104,485
25910	Tempaan, tekanan, hentakan dan bentuk gelekkan logam; serbuk metalurgi	22,075	21,429	21,514	21,480	21,533	21,169	21,836
25920	Rawatan dan penyalutan logam; menggunakan mesin	11,827	11,836	12,241	11,687	11,536	11,264	11,120
25991	Pembuatan tin untuk produk makanan dan minuman, tiub dan kotak boleh dilipat	8,517	8,362	8,434	8,367	8,408	8,385	8,500
25992	Pembuatan kabel, plaited bands (jalur/pita berpintal) dan artikel seumpamanya daripada logam	21,450	21,472	21,381	21,310	21,337	21,100	20,722
25993	Pembuatan bolt, skru, nat dan produk uliran seumpamanya	21,450	21,472	21,381	21,310	21,337	21,100	20,722
25994	Pembuatan barangan rumah daripada logam	3,600	3,604	3,559	3,525	3,525	3,309	3,291
25999	Pembuatan produk lain yang direka daripada logam t.t.t.l. Industri lain	25,376	25,452	25,516	25,654	25,800	25,412	25,443
		12,762	13,320	13,226	13,072	13,216	13,343	13,573
261	Pembuatan komponen dan papan elektronik	235,495	231,534	230,131	232,987	234,698	235,558	227,849
26101	Pembuatan diod, transistor dan alatan semikonduktor yang seumpamanya	127,090	125,267	124,881	126,875	126,954	126,870	122,340
26102	Pembuatan litar elektronik bersepadu dengan pemasangan mikro	127,090	125,267	124,881	126,875	126,954	126,870	122,340
26103	Pembuatan kapasitor dan perintang elektrik	93,640	91,486	90,605	91,549	93,158	93,978	90,764
26104	Pembuatan papan litar bercetak	93,640	91,486	90,605	91,549	93,158	93,978	90,764
26105	Pembuatan komponen paparan	14,765	14,781	14,644	14,563	14,587	14,709	14,744
26109	Pembuatan komponen lain untuk aplikasi elektronik	14,765	14,781	14,644	14,563	14,587	14,709	14,744
262 (26201 & 26202)	Pembuatan komputer dan kelengkapan peranti	67,223	67,423	67,910	67,698	68,606	69,261	68,949
263/ 26300	Pembuatan peralatan komunikasi	26,117	25,981	26,073	26,365	26,655	26,616	26,228
264/ 26400	Pembuatan peralatan elektronik pengguna	35,644	35,535	35,649	35,077	35,941	35,906	36,048
265	Pembuatan kelengkapan mengukur, menguji, memandu arah dan kawalan; jam tangan dan jam	31,823	31,940	32,011	32,052	32,589	33,332	32,463
26511	Pembuatan kelengkapan mengukur, menguji, memandu arah dan kawalan	24,764	24,865	24,815	24,941	25,412	26,080	25,212
26512	Pembuatan kelengkapan kawalan proses perindustrian	24,764	24,865	24,815	24,941	25,412	26,080	25,212
26520	Pembuatan jam tangan dan jam dan bahagiannya	7,059	7,076	7,196	7,111	7,177	7,252	7,251
266/ 26600	Pembuatan peralatan penyinaran, perubatan elektro dan elektroterapeutik	12,273	12,234	12,236	12,194	12,228	12,264	11,713

2025										Group Description/Period
Ogo.	Sep.	Okt.	Nov.	Dis.	Jan.	Feb.	Mac	Apr.	Mei	
86,714	87,310	87,672	87,890	87,598	87,966	86,992	87,230	88,079	87,790	Manufacture of non-metallic mineral products n.e.c. Manufacture of refractory mortars and concretes
8,666	8,766	9,124	9,217	9,203	9,092	9,052	9,090	9,075	8,830	Manufacture of non-refractory ceramic
4,506	4,339	4,264	4,203	4,141	4,120	4,175	4,141	4,113	4,085	Manufacture of other porcelain and ceramic products
7,444	7,396	7,447	7,433	7,458	7,546	7,522	7,576	7,556	7,546	Manufacture of hydraulic cement
16,631	16,861	16,995	17,029	17,049	17,406	16,335	16,399	16,626	16,654	Manufacture of ready-mix and dry-mix concrete and mortars
										Manufacture of precast concrete, cement or artificial stone articles for use in construction
29,646	29,910	29,912	29,863	29,738	29,834	29,939	30,062	30,737	30,494	Manufacture of prefabricated structural components for building or civil engineering of cement, concrete or artificial stone
										Manufacture of other articles of concrete, cement and plaster n.e.c.
10,521	10,713	10,621	10,710	10,706	10,710	10,651	10,654	10,594	10,882	Manufacture of other non-metallic mineral products n.e.c.
9,301	9,324	9,309	9,435	9,303	9,257	9,318	9,309	9,379	9,298	Other industry
57,988	59,261	59,210	59,230	59,399	59,693	59,073	58,976	58,802	58,249	Manufacture of basic iron and steel
39,063	38,905	38,737	38,672	38,810	39,036	39,199	39,083	39,266	39,054	Manufacture of basic precious and other non-ferrous metals
14,842	14,935	15,124	15,027	14,962	15,413	15,472	15,638	15,618	15,635	Casting of metals
62,466	62,170	62,012	61,028	62,441	62,982	62,509	64,114	64,243	64,049	Manufacture of structural metal products, tanks, reservoirs , steam generators , weapons and ammunition
44,220	43,590	43,783	42,859	44,351	44,578	44,207	45,968	45,744	45,612	Manufacture of metal doors, windows and their frames, shutters and gates
9,784	10,249	10,059	10,031	9,957	10,084	10,084	9,968	10,262	10,240	Manufacture of tanks, reservoirs and containers of metal
8,461	8,331	8,170	8,138	8,133	8,319	8,218	8,178	8,237	8,197	Other industry
106,778	106,362	105,783	105,541	106,738	106,763	106,922	106,125	105,875	105,662	Manufacture of other fabricated metal products; metal working service activities
22,644	22,873	22,714	22,477	22,871	23,149	23,136	22,353	22,651	22,670	Forging, pressing, stamping and roll-forming of metal; powder metallurgy
10,059	9,981	9,846	9,858	9,978	9,939	9,957	9,906	9,427	9,250	Treatment and coating of metals; machining
9,275	9,129	9,276	9,172	9,196	9,285	9,298	9,310	9,289	9,267	Manufacture of tins and cans for food products, collapsible tubes and boxes
21,494	21,283	21,048	21,058	20,968	20,987	20,906	20,794	20,683	20,662	Manufacture of metal cable, plaited bands and similar articles
										Manufacture of bolts, screws, nuts and similar threaded products
3,283	3,346	3,397	3,720	3,719	3,693	3,684	3,631	3,671	3,592	Manufacture of metal household articles
26,484	26,431	26,191	26,050	26,814	26,539	26,633	26,743	26,929	26,975	Manufacture of any other fabricated metal products n.e.c.
13,539	13,320	13,312	13,207	13,193	13,172	13,307	13,387	13,226	13,245	Other industry
226,910	234,153	235,253	234,726	233,680	229,185	227,464	227,985	231,371	232,974	Manufacture of electronic components and boards
120,744	126,335	126,803	126,374	126,572	123,421	121,495	122,600	124,648	124,585	Manufacture of diodes, transistors and similar semiconductor devices
										Manufacture of electronic integrated circuits micro assemblies
										Manufacture of electrical capacitors and resistors
91,642	93,391	94,057	93,998	92,833	91,316	91,498	90,736	92,089	93,803	Manufacture of printed circuit boards
										Manufacture of display components
14,524	14,427	14,392	14,354	14,274	14,448	14,471	14,649	14,634	14,586	Manufacture of other components for electronic applications
70,250	70,506	71,060	71,993	72,136	71,506	71,516	72,429	72,115	73,205	Manufacture of computers and peripheral equipment
27,322	27,355	27,547	27,650	27,447	27,607	27,562	27,716	27,922	28,027	Manufacture of communication equipment
35,823	37,677	37,418	39,362	37,992	37,411	37,212	36,684	36,001	36,965	Manufacture of consumer electronics
31,941	32,949	33,281	33,287	33,196	32,857	32,926	32,853	33,092	33,054	Manufacture of measuring, testing, navigating and control equipment; watches and clocks
24,764	25,495	25,902	25,908	25,853	25,686	25,772	25,796	26,186	26,209	Manufacture of measuring, testing, navigating and control equipment
										Manufacture of industrial process control equipment
7,177	7,454	7,380	7,379	7,343	7,171	7,154	7,057	6,906	6,845	Manufacture of watches and clocks and parts
12,231	12,643	12,718	12,748	12,778	12,502	12,524	12,412	12,353	12,316	Manufacture of irradiation, electromedical and electrotherapeutic equipment

Jadual
Table **1.5a** : Bilangan Pekerja Bergaji Sektor Pembuatan Mengikut Kumpulan
: Number of Paid Employees of Manufacturing Sector by Group

Kod Kumpulan Group code	Keterangan Kumpulan/Tempoh	2023	2024	2024	
				Q1	Q2
267 (26701 & 26702) & 268 (26800)	Pembuatan peralatan optikal, kelengkapan fotografi, media magnetik dan optikal	5,915	5,497	5,855	5,740
271	Pembuatan motor elektrik, penjana, transformer dan perkakasan pengagihan dan pengawalan elektrik	43,800	44,383	43,055	42,848
	27101 Pembuatan motor elektrik, penjana dan transformer	18,737	18,922	18,827	18,933
	27102 Pembuatan perkakasan pengagihan dan pengawalan elektrik	25,064	25,460	24,229	23,915
272/ 27200	Pembuatan bateri dan akumulator	8,671	8,321	8,775	8,692
273	Pembuatan pendawaian dan peranti pendawaian	23,530	24,520	23,981	23,726
	27310 Pembuatan kabel gentian optikal	969	1,029	968	1,024
	27320 Pembuatan wayar dan kabel elektronik dan elektrik lain	20,980	21,902	21,442	21,105
	27330 Pembuatan alatan pendawaian pembawa dan bukan pembawa arus untuk litar elektrik (tanpa mengira jenis bahan)	1,581	1,590	1,571	1,597
274/ 27400	Pembuatan kelengkapan pencahayaan elektrik	3,934	4,115	4,007	4,013
275/ 27500	Pembuatan perkakasan domestik	14,766	13,735	15,468	15,175
279/ 27900	Pembuatan kelengkapan elektrik lain	7,709	7,919	7,630	7,587
281 & 282	Pembuatan jentera kegunaan umum dan kegunaan khas	93,994	95,294	94,976	96,215
	28120 Pembuatan alat-alat kuasa bendalir &	6,346	5,407	5,958	5,873
	28130 Pembuatan pam, pemampat, kepala paip dan injap lain				
	28180 Pembuatan alatan tangan yang menggunakan kuasa dilengkapkan dengan motor elektrik atau bukan motor elektrik atau pneumatik &	22,759	23,013	22,920	23,750
	28220 Pembuatan jentera pembentukan logam dan alatan mesin				
	28192 Pembuatan mesin penyaman udara, termasuk untuk kenderaan bermotor	8,842	8,679	9,010	8,691
	28290 Pembuatan lain-lain mesin bertujuan khas t.t.t.l. Industri lain	8,427 47,621	8,710 49,485	8,529 48,558	8,573 49,329
291 (29101 & 29102)	Pembuatan kenderaan bermotor	25,665	25,223	24,734	24,577
292/ 29200	Pembuatan kerangka (coachwork) untuk kenderaan bermotor; pembuatan treler dan semi treler	8,712	9,114	8,387	8,169
293/ 29300	Pembuatan alat ganti dan aksesori untuk kenderaan bermotor	53,237	53,458	51,853	54,479
301 (30110 & 30120)	Pembinaan kapal dan bot	15,257	15,041	15,150	14,917
302, 303, 304 & 309	Pembuatan lokomotif keretapi, rolling stock, kapal angkasa dan udara, jentera berkaitan, kenderaan tempur ketenteraan, dan kelengkapan pengangkutan t.t.t.l.	29,049	29,938	29,451	29,677
	30910 Pembuatan motosikal	12,956	13,901	13,186	13,109
	30920 Pembuatan basikal dan invalid carriages Industri lain	1,579 14,514	1,707 14,330	1,485 14,780	1,617 14,951
310	Pembuatan perabot	81,979	83,470	83,395	83,335
	31001 Pembuatan perabot kayu dan rotan Industri lain	62,863 19,116	64,306 19,163	63,535 19,861	63,632 19,703
321 (32110 & 32120)	Pembuatan barang kemas, bijouterie dan artikel berkaitan	5,665	4,813	5,726	5,462
322, 325 & 329	Pembuatan instrumen muzik, peralatan dan bekalan perubatan dan pergigian dan pembuatan lain t.t.t.l.	28,203	29,262	28,288	28,153
	32901 Pembuatan alat tulis Industri lain	6,097 22,107	6,181 23,081	5,999 22,289	5,863 22,291
323/ 32300	Pembuatan barangan sukan	2,108	1,931	2,351	2,382
324/ 32400	Pembuatan permainan dan mainan	4,999	4,998	4,963	4,975
331 & 332	Pembaikan pemasangan produk logam, jentera, kelengkapan dan pemasangan jentera perindustrian dan kelengkapan	43,843	43,938	44,429	43,757
	33150 Pembaikan dan penyelenggaraan kelengkapan pengangkutan kecuali motosikal dan basikal Industri lain	7,256 36,587	7,227 36,711	7,560 36,869	7,478 36,278
Jumlah Pembuatan		2,374,557	2,398,863	2,363,344	2,369,595

		2025	2024	2025	Group Description/Period
Q3	Q4	Q1	(Jan. - Mei)	(Jan. - Mei)	
5,570	5,497	5,592	5,794	5,628	Manufacture of optical instruments, photographic equipment, magnetic and optical media
44,686	44,383	44,288	43,210	44,131	Manufacture of electric motors, generators, transformers and electricity distribution and control apparatus
19,612	18,922	19,080	19,029	19,165	Manufacture of electric motors, generators and transformers
25,074	25,460	25,208	24,181	24,966	Manufacture of electricity distribution and control apparatus
8,475	8,321	8,038	8,793	7,937	Manufacture of batteries and accumulators
24,056	24,520	25,011	23,985	25,086	Manufacture of wiring and wiring devices
1,000	1,029	1,041	1,003	1,069	Manufacture of fibre optic cables
21,431	21,902	22,371	21,400	22,436	Manufacture of other electronic and electric wires and cables
1,626	1,590	1,599	1,582	1,580	Manufacture of current-carrying and non current-carrying wiring devices for electrical circuits regardless of material
4,079	4,115	3,825	3,938	3,801	Manufacture of electric lighting equipment
13,892	13,735	14,072	15,364	14,128	Manufacture of domestic appliances
7,752	7,919	7,898	7,617	7,871	Manufacture of other electrical equipment
95,747	95,294	96,119	94,429	95,220	Manufacture of general-purpose and special-purpose machinery
5,807	5,407	5,344	5,995	5,403	Manufacture of fluid power equipment
					Manufacture of other pumps, compressors, taps and valves
22,811	23,013	23,041	22,891	22,120	Manufacture of power-driven hand tools with self-contained electric or non-electric motor or pneumatic drives
8,631	8,679	8,827	8,700	8,757	Manufacture of metal-forming machinery and machine tools
8,588	8,710	8,879	8,536	8,856	Manufacture of air-conditioning machines, including for motor vehicles
49,910	49,485	50,028	48,307	50,084	Manufacture of other special-purpose machinery n.e.c.
					Other industry
25,268	25,223	24,369	24,536	23,964	Manufacture of motor vehicles
9,168	9,114	8,895	8,367	8,895	Manufacture of bodies (coachwork) for motor vehicles; manufacture of trailers and semi-trailers
53,321	53,458	51,628	54,799	54,699	Manufacture of parts and accessories for motor vehicles
14,779	15,041	14,642	14,919	14,691	Building of ships and boats
30,152	29,938	30,300	29,735	30,353	Manufacture of railway locomotives, rolling stock, air and spacecraft, related machinery, military fighting vehicles and transport equipment n.e.c
13,747	13,901	14,223	13,124	14,329	Manufacture of motorcycles
1,673	1,707	1,623	1,561	1,661	Manufacture of bicycles and invalid carriages
14,732	14,330	14,454	15,050	14,363	Other industry
83,263	83,470	83,964	84,819	85,455	Manufacture of furniture
63,849	64,306	64,209	65,036	65,527	Manufacture of wooden and cane furniture
19,415	19,163	19,755	19,783	19,928	Other industry
5,162	4,813	5,002	5,685	4,847	Manufacture of jewellery, bijouterie and related articles
29,219	29,262	29,912	28,063	29,431	Manufacture of musical instruments, medical and dental instruments and supplies and other manufacturing n.e.c.
6,226	6,181	6,223	5,838	6,273	Manufacture of stationery
22,993	23,081	23,689	22,226	23,158	Other industry
1,978	1,931	2,066	2,419	2,057	Manufacture of sports goods
4,918	4,998	4,971	4,963	4,931	Manufacture of games and toys
43,700	43,938	45,100	44,174	45,208	Repair of fabricated metal products, machinery and equipment and installation of industrial machinery and equipment
7,331	7,227	7,407	7,434	7,577	Repair and maintenance of transport equipment except motorcycles and bicycles
36,369	36,711	37,693	36,740	37,631	Other industry
2,391,104	2,398,863	2,388,492	2,377,714	2,398,447	Total Manufacturing

Jadual Table **1.5a** : Bilangan Pekerja Bergaji Sektor Pembuatan Mengikut Kumpulan (samb.)
: Number of Paid Employees of Manufacturing Sector by Group (cont.)

Kod Kumpulan Group code	Keterangan Kumpulan/Tempoh	2024						
		Jan.	Feb.	Mac	Apr.	Mei	Jun	Jul.
267 (26701 & 26702) & 268 (26800)	Pembuatan peralatan optikal, kelengkapan fotografi, media magnetik dan optikal	5,678	5,718	5,855	5,930	5,794	5,740	5,603
271	Pembuatan motor elektrik, penjana, transformer dan perkakasan pengagihan dan pengawalan elektrik	43,821	43,094	43,055	42,930	43,210	42,848	44,533
	27101 Pembuatan motor elektrik, penjana dan transformer	18,722	18,703	18,827	18,875	19,029	18,933	19,092
	27102 Pembuatan perkakasan pengagihan dan pengawalan elektrik	25,099	24,390	24,229	24,055	24,181	23,915	25,441
272/ 27200	Pembuatan bateri dan akumulator	8,677	8,792	8,775	8,756	8,793	8,692	8,581
273	Pembuatan pendawaian dan peranti pendawaian	23,984	23,927	23,981	23,986	23,985	23,726	23,515
	27310 Pembuatan kabel gantian optikal	969	965	968	989	1,003	1,024	1,005
	27320 Pembuatan wayar dan kabel elektronik dan elektrik lain	21,421	21,374	21,442	21,414	21,400	21,105	20,980
	27330 Pembuatan alatan pendawaian pembawa dan bukan pembawa arus untuk litar elektrik (tanpa mengira jenis bahan)	1,594	1,588	1,571	1,582	1,582	1,597	1,530
274/ 27400	Pembuatan kelengkapan pencahayaan elektrik	3,976	3,872	4,007	3,901	3,938	4,013	4,098
275/ 27500	Pembuatan perkakasan domestik	14,858	14,697	15,468	15,379	15,364	15,175	14,856
279/ 27900	Pembuatan kelengkapan elektrik lain	7,734	7,657	7,630	7,607	7,617	7,587	7,544
281 & 282	Pembuatan jentera kegunaan umum dan kegunaan khas	94,750	95,978	94,976	95,061	94,429	96,215	96,394
	28120 Pembuatan alat-alat kuasa bendalir &	5,997	5,992	5,958	5,974	5,995	5,873	5,911
	28130 Pembuatan pam, pemampat, kepala paip dan injap lain							
	28180 Pembuatan alatan tangan yang menggunakan kuasa dilengkapkan dengan motor elektrik atau bukan motor elektrik atau pneumatik &	23,198	23,887	22,920	23,014	22,891	23,750	23,517
	28220 Pembuatan jentera pembentukan logam dan alatan mesin							
	28192 Pembuatan mesin penyaman udara, termasuk untuk kenderaan bermotor	9,034	9,039	9,010	9,222	8,700	8,691	8,579
	28290 Pembuatan lain-lain mesin bertujuan khas t.t.t.l. Industri lain	8,450 48,070	8,489 48,571	8,529 48,558	8,479 48,373	8,536 48,307	8,573 49,329	8,604 49,783
291 (29101 & 29102)	Pembuatan kenderaan bermotor	25,698	25,619	24,734	24,755	24,536	24,577	25,052
292/ 29200	Pembuatan kerangka (coachwork) untuk kenderaan bermotor; pembuatan treler dan semi treler	8,550	8,469	8,387	8,356	8,367	8,169	8,274
293/ 29300	Pembuatan alat ganti dan aksesori untuk kenderaan bermotor	53,768	53,222	51,853	55,315	54,799	54,479	54,802
301 (30110 & 30120)	Pembinaan kapal dan bot	15,401	15,387	15,150	14,962	14,919	14,917	14,824
302, 303, 304 & 309	Pembuatan lokomotif keretapi, rolling stock, kapal angkasa dan udara, jentera berkaitan, kenderaan tempur ketenteraan, dan kelengkapan pengangkutan t.t.t.l.	29,327	29,205	29,451	29,490	29,735	29,677	30,508
	30910 Pembuatan motosikal	12,902	12,857	13,186	13,207	13,124	13,109	14,035
	30920 Pembuatan basikal dan invalid carriages Industri lain	1,543 14,882	1,512 14,837	1,485 14,780	1,486 14,798	1,561 15,050	1,617 14,951	1,646 14,827
310	Pembuatan perabot	82,638	83,028	83,395	85,027	84,819	83,335	82,533
	31001 Pembuatan perabot kayu dan rotan Industri lain	62,863 19,775	63,139 19,889	63,535 19,861	65,077 19,951	65,036 19,783	63,632 19,703	62,790 19,743
321 (32110 & 32120)	Pembuatan barang kemas, bijouterie dan artikel berkaitan	5,692	5,546	5,726	5,618	5,685	5,462	5,211
322, 325 & 329	Pembuatan instrumen muzik, peralatan dan bekalan perubatan dan pergigian dan pembuatan lain t.t.t.l.	28,053	28,306	28,288	28,061	28,063	28,153	29,104
	32901 Pembuatan alat tulis Industri lain	5,979 22,074	6,015 22,291	5,999 22,289	6,032 22,030	5,838 22,226	5,863 22,291	5,948 23,156
323/ 32300	Pembuatan barangan sukan	2,156	2,162	2,351	2,402	2,419	2,382	2,395
324/ 32400	Pembuatan permainan dan mainan	4,933	4,967	4,963	4,935	4,963	4,975	4,994
331 & 332	Pembaikan pemasangan produk logam, jentera, kelengkapan dan pemasangan jentera perindustrian dan kelengkapan	44,459	44,254	44,429	44,148	44,174	43,757	44,231
	33150 Pembaikan dan penyelenggaraan kelengkapan pengangkutan kecuali motosikal dan basikal Industri lain	7,476 36,983	7,516 36,739	7,560 36,869	7,589 36,559	7,434 36,740	7,478 36,278	7,530 36,701
Jumlah Pembuatan		2,372,913	2,365,000	2,363,344	2,372,596	2,377,714	2,369,595	2,369,452

2025										Group Description/Period
Ogo.	Sep.	Okt.	Nov.	Dis.	Jan.	Feb.	Mac	Apr.	Mei	
5,523	5,570	5,523	5,511	5,497	5,491	5,514	5,592	5,623	5,628	Manufacture of optical instruments, photographic equipment, magnetic and optical media
44,840	44,686	45,552	44,459	44,383	44,245	44,388	44,288	44,027	44,131	Manufacture of electric motors, generators, transformers and electricity distribution and control apparatus
19,643	19,612	19,480	18,997	18,922	18,974	18,986	19,080	19,097	19,165	Manufacture of electric motors, generators and transformers
25,197	25,074	26,072	25,461	25,460	25,271	25,402	25,208	24,930	24,966	Manufacture of electricity distribution and control apparatus
8,622	8,475	8,458	8,421	8,321	8,587	8,525	8,038	7,991	7,937	Manufacture of batteries and accumulators
23,985	24,056	24,596	24,559	24,520	24,864	24,925	25,011	25,354	25,086	Manufacture of wiring and wiring devices
997	1,000	1,023	1,028	1,029	1,029	1,039	1,041	1,052	1,069	Manufacture of fibre optic cables
21,356	21,431	21,947	21,966	21,902	22,245	22,297	22,371	22,717	22,436	Manufacture of other electronic and electric wires and cables
1,632	1,626	1,626	1,565	1,590	1,590	1,590	1,599	1,585	1,580	Manufacture of current-carrying and non current-carrying wiring devices for electrical circuits regardless of material
4,076	4,079	4,121	4,124	4,115	4,003	3,890	3,825	3,817	3,801	Manufacture of electric lighting equipment
14,582	13,892	13,852	13,739	13,735	13,955	13,931	14,072	14,128	14,128	Manufacture of domestic appliances
7,739	7,752	7,784	7,880	7,919	7,942	7,906	7,898	7,881	7,871	Manufacture of other electrical equipment
96,165	95,747	95,906	96,215	95,294	95,709	97,213	96,119	96,343	95,220	Manufacture of general-purpose and special-purpose machinery
5,915	5,807	5,885	5,834	5,407	5,391	5,394	5,344	5,350	5,403	Manufacture of fluid power equipment
23,150	22,811	22,984	23,271	23,013	23,430	24,106	23,041	23,115	22,120	Manufacture of other pumps, compressors, taps and valves
8,498	8,631	8,660	8,654	8,679	8,649	8,844	8,827	8,795	8,757	Manufacture of power-driven hand tools with self-contained electric or non-electric motor or pneumatic drives
8,457	8,588	8,671	8,698	8,710	8,890	8,890	8,879	8,822	8,856	Manufacture of metal-forming machinery and machine tools
50,146	49,910	49,706	49,758	49,485	49,349	49,979	50,028	50,262	50,084	Manufacture of air-conditioning machines, including for motor vehicles
25,521	25,268	25,835	25,779	25,223	25,179	25,352	24,369	24,530	23,964	Manufacture of other special-purpose machinery n.e.c.
9,191	9,168	8,966	9,013	9,114	9,068	9,076	8,895	8,831	8,895	Other industry
53,486	53,321	53,789	53,205	53,458	53,416	53,068	51,628	55,209	54,699	Manufacture of motor vehicles
14,744	14,779	14,654	14,614	15,041	15,239	14,868	14,642	14,631	14,691	Manufacture of bodies (coachwork) for motor vehicles; manufacture of trailers and semi-trailers
29,643	30,152	29,768	30,087	29,938	30,038	30,161	30,300	30,135	30,353	Manufacture of parts and accessories for motor vehicles
13,241	13,747	13,546	13,868	13,901	13,818	13,788	14,223	14,164	14,329	Building of ships and boats
1,669	1,673	1,693	1,711	1,707	1,661	1,655	1,623	1,609	1,661	Manufacture of railway locomotives, rolling stock, air and spacecraft, related machinery, military fighting vehicles and transport equipment n.e.c
14,733	14,732	14,529	14,509	14,330	14,559	14,718	14,454	14,362	14,363	Manufacture of motorcycles
83,277	83,263	84,130	83,248	83,470	83,647	84,166	83,964	85,455	85,455	Manufacture of bicycles and invalid carriages
63,894	63,849	64,627	63,956	64,306	64,245	64,665	64,209	65,269	65,527	Other industry
19,384	19,415	19,503	19,292	19,163	19,402	19,501	19,755	20,186	19,928	Manufacture of furniture
5,226	5,162	5,225	5,225	4,813	4,793	4,812	5,002	4,888	4,847	Manufacture of wooden and cane furniture
29,112	29,219	29,286	29,317	29,262	29,346	29,856	29,912	29,697	29,431	Other industry
6,190	6,226	6,161	6,169	6,181	6,187	6,239	6,223	6,235	6,273	Manufacture of musical instruments, medical and dental instruments and supplies and other manufacturing n.e.c.
22,922	22,993	23,125	23,148	23,081	23,159	23,617	23,689	23,461	23,158	Manufacture of stationery
2,000	1,978	1,953	1,942	1,931	1,955	1,956	2,066	2,066	2,057	Other industry
4,986	4,918	5,019	5,028	4,998	4,968	5,000	4,971	4,940	4,931	Manufacture of sports goods
44,565	43,700	44,001	43,697	43,938	44,773	45,003	45,100	44,922	45,208	Manufacture of games and toys
7,547	7,331	7,188	7,220	7,227	7,414	7,469	7,407	7,447	7,577	Repair of fabricated metal products, machinery and equipment and installation of industrial machinery and equipment
37,018	36,369	36,813	36,477	36,711	37,358	37,534	37,693	37,475	37,631	Repair and maintenance of transport equipment except motorcycles and bicycles
2,378,065	2,391,104	2,400,072	2,401,839	2,398,863	2,394,984	2,393,664	2,388,492	2,400,435	2,398,447	Total Manufacturing

Jadual **1.5b** : Bilangan Pekerja Bergaji Sektor Pembuatan Mengikut Kumpulan: Perubahan Peraturan Tahunan
 Table : Number of Paid Employees of Manufacturing Sector by Group: Annual Percentage Change

Kod Kumpulan Group code	Keterangan Kumpulan/Tempoh			2024				2025		2024		2025		2024	
		2023	2024	Q1	Q2	Q3	Q4	Q1	(Jan. - Mei)	(Jan. - Mei)	Jan.	Feb.	Mac		
101	Pemprosesan dan pengawetan daging	7.8	4.1	8.1	1.7	2.9	4.1	1.5	7.9	3.0	5.9	6.9	8.1		
102	Pemprosesan dan pengawetan ikan, krustasea dan moluska	3.5	0.3	1.3	1.9	-0.03	0.3	-0.4	3.3	-2.3	4.5	1.5	1.3		
	10201 Pengetinan ikan, krustasea dan moluska &	2.2	-1.4	-0.5	0.9	-2.1	-1.4	-1.2	1.8	-3.3	3.2	-0.4	-0.5		
	10202 Pemprosesan dan pengawetan ikan, krustasea dan moluska Industri lain	10.7	9.0	11.3	7.3	10.6	9.0	3.5	11.1	2.8	11.5	11.6	11.3		
103	Pemprosesan dan pengawetan buah-buahan dan sayur - sayuran	1.7	-5.9	2.4	-4.0	-7.2	-5.9	-9.6	-0.9	-7.0	1.8	1.5	2.4		
	10303 Pengetinan nanas &	-8.1	-5.2	2.7	1.2	-3.9	-5.2	-6.1	-0.4	-8.2	-3.3	5.9	2.7		
	10304 Pembuatan jem, marmalad dan sajian jeli Industri lain	2.3	-6.0	2.4	-4.3	-7.4	-6.0	-9.8	-0.9	-6.9	2.1	1.2	2.4		
104	Pembuatan minyak dan lemak daripada sayuran dan haiwan	6.7	2.6	4.5	5.6	1.9	2.6	2.6	5.8	2.2	5.8	4.4	4.5		
	10404 Pembuatan minyak sayuran mentah dan bertapis &	10.5	6.8	11.6	12.7	6.9	6.8	4.9	14.2	3.5	8.2	12.0	11.6		
	10406 Pembuatan sebatian lemak masakan	3.5	0.8	4.4	4.2	1.1	0.8	1.0	4.6	0.8	4.7	4.9	4.4		
	10405 Pembuatan minyak kelapa Industri lain	6.6	2.4	4.1	5.3	1.7	2.4	2.5	5.4	2.1	5.7	4.0	4.1		
105	Pembuatan produk tenusu	4.2	1.9	5.8	5.4	3.3	1.9	1.6	6.2	0.0	4.8	4.3	5.8		
	10502 Pembuatan susu pekat, tepung dan sejat Industri lain	1.9	1.1	5.4	4.3	2.1	1.1	0.4	4.5	-0.9	3.6	2.9	5.4		
		10.1	3.9	7.0	8.5	6.1	3.9	4.8	10.8	2.3	7.9	8.1	7.0		
106	Pembuatan produk bijian, kanji dan produk berkanji	3.0	0.5	-0.1	-0.5	2.7	0.5	5.3	0.0	4.6	3.2	-0.6	-0.1		
	10611 Pengilangan beras	1.8	2.3	0.3	0.1	6.0	2.3	6.1	1.1	5.3	2.5	1.1	0.3		
	10613 Pengilangan tepung Industri lain	6.1	0.2	-0.4	-0.8	0.8	0.2	7.2	-0.5	6.2	6.1	-1.9	-0.4		
		-5.5	-9.2	-1.6	-2.6	-6.2	-9.2	-9.6	-4.0	-9.1	-7.7	-3.6	-1.6		
107	Pembuatan produk makanan lain	8.9	3.0	7.0	6.1	4.4	3.0	2.6	7.0	2.5	8.3	7.2	7.0		
	10711 Pembuatan biskut dan cookies	2.8	1.1	-2.2	-0.1	3.1	1.1	0.7	-0.7	0.1	0.8	-1.8	-2.2		
	10712 Pembuatan roti, kek dan produk bakeri lain	8.0	3.9	5.6	6.8	6.3	3.9	4.2	7.4	3.5	7.8	7.6	5.6		
	10713 Pembuatan produk snek	8.8	2.3	8.2	7.9	7.6	2.3	3.0	8.2	2.0	10.4	8.2	8.2		
	10721 Pembuatan gula	5.3	-0.4	3.9	2.5	-3.6	-0.4	0.5	3.5	1.1	5.3	5.5	3.9		
	10731 Pembuatan produk koko	3.2	-9.1	1.8	-8.1	-9.7	-9.1	-5.6	-3.9	-2.3	3.4	2.1	1.8		
	10732 Pembuatan coklat dan produk coklat &	9.8	1.0	9.5	7.6	1.2	1.0	1.4	8.1	3.6	7.9	9.4	9.5		
	10733 Pembuatan konfeksi gula	16.4	12.3	16.8	12.8	17.8	12.3	11.4	15.3	12.3	16.8	16.4	16.8		
	10793 Pembuatan sos dan bahan perasa	20.0	3.6	20.2	13.2	2.5	3.6	-1.8	14.6	-1.9	19.1	20.2	20.2		
	10799 Pembuatan produk makanan lain t.t.t.l. Industri lain	5.6	1.1	3.1	3.2	1.2	1.1	1.7	4.0	1.5	4.5	2.0	3.1		
108/10800	Pembuatan makanan haiwan tersedia	-12.2	1.8	-10.6	-9.2	-4.3	1.8	2.9	-7.6	0.3	-10.9	-11.2	-10.6		
110	Pembuatan minuman ringan	2.6	2.6	2.1	2.8	2.1	2.6	2.8	2.6	2.8	2.8	2.0	2.1		
	11041 Pembuatan minuman ringan	0.9	2.9	1.3	2.1	2.1	2.9	2.2	1.8	1.8	1.8	0.7	1.3		
	11042 Pengeluaran air mineral semulajadi dan minuman lain yang dibotolkan Industri lain	4.8	3.0	1.2	1.6	1.7	3.0	4.7	2.0	7.1	2.8	2.8	1.2		
		8.1	0.2	9.3	9.3	3.2	0.2	1.8	9.4	-0.8	8.1	7.4	9.3		
120/12000	Pembuatan produk tembakau	2.2	1.5	-8.0	-0.2	0.3	1.5	0.9	-2.2	1.4	-1.8	-8.5	-8.0		
131	Pemintalan, penenunan dan penyiapan tekstil	1.2	4.1	1.5	4.0	3.4	4.1	2.1	5.0	2.5	-0.3	0.2	1.5		
	13110 Penyediaan dan pemintalan gentian tekstil &	3.2	1.9	3.7	6.4	-0.1	1.9	-0.4	7.5	0.3	1.4	2.1	3.7		
	13120 Penenunan tekstil														
	13132 Pewarnaan, pelunturan, percetakan dan penyiapan akhir benang dan fabrik Industri lain	-4.5	9.4	-3.3	-1.7	12.9	9.4	8.8	-1.3	9.0	-4.4	-3.9	-3.3		
		8.6	8.7	-4.5	0.8	0.4	8.7	0.6	6.2	-2.5	-1.2	-5.0	-4.5		
139	Pembuatan tekstil lain	1.9	-1.7	0.1	-1.7	-1.7	-1.7	-1.5	0.1	-0.9	2.8	0.8	0.1		
	13910 Pembuatan fabrik dikait dan dikrusye Industri lain	-4.5	-1.2	-3.8	-1.9	-2.0	-1.2	-2.4	-1.7	-1.8	-3.1	-6.4	-3.8		
		6.0	-1.9	2.4	-1.6	-1.5	-1.9	-1.0	1.2	-0.3	6.5	5.4	2.4		
141	Pembuatan pakaian, kecuali pakaian berbulu	2.6	-1.4	3.5	2.3	2.5	-1.4	0.8	3.3	0.4	2.9	3.3	3.5		
	14102 Pembuatan pakaian Industri lain	2.6	-1.4	4.3	3.6	3.6	-1.4	0.7	4.7	0.6	2.8	4.0	4.3		
		2.6	-1.4	1.3	-1.0	-0.2	-1.4	1.2	-0.3	-0.36	3.4	1.4	1.3		
142 & 143	Pembuatan artikel daripada kulit bulu dan pakaian yang dikait dan dikrusye	8.5	-3.9	0.9	0.8	-0.7	-3.9	-3.9	2.9	-5.2	6.5	2.8	0.9		
151 (15110 & 15120)	Penyamakan dan pembersihan kulit, pembuatan bagasi, beg tangan, pelana dan abah-abah pembersihan dan pewarnaan bulu	-0.6	-1.0	-5.8	-2.9	-0.8	-1.0	0.04	-3.6	2.0	-2.8	-4.5	-5.8		
152	Pembuatan kasut	5.3	4.9	3.3	2.9	3.9	4.9	3.4	4.8	0.6	3.7	2.5	3.3		
	15201 Pembuatan kasut kulit &	-0.8	0.6	-0.8	1.7	0.6	0.6	-3.5	1.0	-5.0	-1.8	-1.0	-0.8		
	15203 Pembuatan kasut getah Industri lain	12.9	9.6	8.1	4.3	7.5	9.6	10.9	9.0	6.3	10.8	6.7	8.1		
161/16100	Pengilangan dan pengetaman kayu	-2.6	0.6	-3.8	-1.8	-0.9	0.6	0.4	-0.2	3.3	-5.9	-7.0	-3.8		

2025														Group Description/Period
Apr.	Mei	Jun	Jul.	Ogo.	Sep.	Okt.	Nov.	Dis.	Jan.	Feb.	Mac	Apr.	Mei	
4.0	4.1	1.7	3.9	3.5	2.9	2.2	2.1	4.1	3.8	1.1	1.5	3.1	3.0	Processing and preserving of meat
3.2	3.0	1.9	0.4	0.4	-0.03	-1.2	-0.3	0.3	-1.0	-1.2	-0.4	-1.5	-2.3	Processing and preserving of fish, crustaceans and molluscs
1.7	1.6	0.9	-2.1	-2.0	-2.1	-3.2	-2.3	-1.4	-2.3	-2.1	-1.2	-2.4	-3.3	<i>Canning of fish, crustaceans and molluscs</i>
11.4	11.0	7.3	14.6	12.4	10.6	9.2	10.0	9.0	5.3	3.4	3.5	2.9	2.8	<i>Processing, curing and preserving of fish, crustacean and molluscs</i>
1.4	-3.5	-4.0	-5.2	-1.8	-7.2	-8.0	-7.4	-5.9	-7.2	-8.0	-9.6	-8.7	-7.0	Processing and preserving of fruits and vegetable
3.8	-1.0	1.2	-2.2	-1.7	-3.9	-5.5	-4.5	-5.2	-5.5	-8.2	-6.1	-7.4	-8.2	<i>Pineapple canning</i>
1.3	-3.7	-4.3	-5.4	-1.8	-7.4	-8.1	-7.6	-6.0	-7.3	-7.9	-9.8	-8.8	-6.9	<i>Manufacture of jams, marmalades and table jellies</i>
5.3	5.5	5.6	5.4	4.6	1.9	1.4	2.1	2.6	2.7	2.9	2.6	2.1	2.2	Manufacture of vegetable and animal oils and fats
14.4	13.7	12.7	12.1	8.4	6.9	7.1	6.9	6.8	11.0	5.5	4.9	3.0	3.5	<i>Manufacture of crude and refined vegetable oil</i>
4.5	4.5	4.2	5.1	3.4	1.1	1.2	1.2	0.8	1.7	1.2	1.0	0.8	0.8	<i>Manufacture of compound cooking fats</i>
4.9	5.1	5.3	5.1	4.4	1.7	1.0	1.9	2.4	2.3	2.8	2.5	2.1	2.1	<i>Manufacture of coconut oil</i>
5.4	7.6	5.4	5.0	5.0	3.3	2.8	2.3	1.9	0.4	0.1	1.6	1.7	0.0	Manufacture of dairy products
3.6	7.3	4.3	3.6	3.6	2.1	1.8	1.6	1.1	-1.7	-0.8	0.4	0.9	-0.9	<i>Manufacture of condensed, powdered and evaporated milk</i>
10.4	8.6	8.5	8.5	8.8	6.1	5.2	4.0	3.9	5.7	2.4	4.8	3.6	2.3	<i>Other industry</i>
0.2	-0.5	-0.5	-1.3	2.1	2.7	2.3	1.5	0.5	1.3	5.8	5.3	5.1	4.6	Manufacture of grain mill products, starches and starch products
1.4	0.6	0.1	0.1	5.2	6.0	5.0	2.4	2.3	3.2	5.1	6.1	5.9	5.3	<i>Rice milling</i>
-0.3	-1.0	-0.8	-2.3	-0.2	0.8	1.1	2.3	0.2	1.0	9.3	7.2	7.0	6.2	<i>Flour milling</i>
-3.3	-4.6	-2.6	-3.6	-3.2	-6.2	-7.2	-8.8	-9.2	-8.6	-9.2	-9.6	-9.7	-9.1	<i>Other industry</i>
6.8	6.8	6.1	6.4	5.5	4.4	3.8	3.6	3.0	2.6	2.8	2.6	2.6	2.5	Manufacture of other food products
-1.8	-0.5	-0.1	2.6	3.0	3.1	2.9	2.2	1.1	-0.5	-2.0	0.7	0.1	0.1	<i>Manufacture of biscuits and cookies</i>
7.4	7.9	6.8	5.8	7.7	6.3	4.6	4.5	3.9	3.6	2.9	4.2	3.7	3.5	<i>Manufacture of bread, cakes and other bakery products</i>
7.6	7.3	7.9	9.9	6.9	7.6	7.3	5.6	2.3	0.5	2.2	3.0	2.8	2.0	<i>Manufacture of snack products</i>
3.1	2.3	2.5	2.1	-2.5	-3.6	-4.4	-1.8	-0.4	-0.6	-0.9	0.5	2.0	1.1	<i>Manufacture of sugar</i>
0.4	-6.7	-8.1	-8.6	-8.7	-9.7	-10.1	-9.6	-9.1	-5.9	-5.5	-5.6	-1.8	-2.3	<i>Manufacture of cocoa products</i>
7.8	8.3	7.6	7.0	0.5	1.2	1.2	0.1	1.0	0.4	2.1	1.4	4.4	3.6	<i>Manufacture of chocolate and chocolate products</i>
16.5	16.0	12.8	15.2	19.1	17.8	18.0	11.9	12.3	12.5	13.0	11.4	10.8	12.3	<i>Manufacture of sugar confectionery</i>
14.5	13.1	13.2	12.9	3.6	2.5	0.2	4.9	3.6	3.0	3.0	-1.8	-1.4	-1.9	<i>Manufacture of sauces and condiments</i>
3.5	3.7	3.2	3.1	3.0	1.2	1.6	1.4	1.1	0.8	2.1	1.7	1.5	1.5	<i>Manufacture of other food products n.e.c.</i>
-7.7	-7.6	-9.2	-8.5	-4.2	-4.3	-2.5	-3.2	1.8	2.9	2.8	2.9	2.7	0.3	Manufacture of prepared animal feeds
2.6	2.5	2.8	1.9	2.3	2.1	2.4	2.5	2.6	2.5	2.7	2.8	2.4	2.8	Manufacture of beverages
1.7	1.6	2.1	1.3	1.8	2.1	2.5	2.4	2.9	2.2	2.4	2.2	0.7	1.8	<i>Manufacture of soft drinks</i>
1.5	1.7	1.6	0.9	1.8	1.7	1.6	2.7	3.0	3.2	3.8	4.7	7.5	7.1	<i>Production of natural mineral waters and other bottled waters</i>
10.3	9.1	9.3	7.8	6.3	3.2	3.4	2.9	0.2	2.9	2.0	1.8	0.3	-0.8	<i>Other industry</i>
-1.4	-1.6	-0.2	1.5	1.1	0.3	0.2	0.1	1.5	1.2	1.0	0.9	1.6	1.4	Manufacture of tobacco products
2.8	3.9	4.0	6.1	3.4	3.4	2.7	3.4	4.1	4.3	3.2	2.1	2.9	2.5	Spinning, weaving and finishing of textiles
5.7	7.1	6.4	4.6	0.9	-0.1	-0.01	0.6	1.9	2.4	0.7	-0.4	-0.8	0.3	<i>Preparation and spinning of textile fibres</i>
-4.1	-3.5	-1.7	11.0	10.7	12.9	9.9	9.9	9.4	9.1	9.3	8.8	12.8	9.0	<i>Weaving of textiles</i>
0.8	1.0	0.8	-0.9	-1.9	0.4	0.4	9.6	8.7	5.8	6.0	0.6	2.8	-2.5	<i>Dyeing, bleaching, printing and finishing of yarns and fabrics</i>
-1.0	-1.2	-1.7	-2.6	-1.8	-1.7	-1.4	-1.8	-1.7	-2.4	-1.9	-1.5	-1.2	-0.9	Manufacture of other textiles
-4.8	-1.8	-1.9	-2.0	-1.4	-2.0	-2.1	-2.0	-1.2	-2.4	-2.3	-2.4	-0.3	-1.8	<i>Manufacture of knitted and crocheted fabrics</i>
1.3	-0.8	-1.6	-2.9	-2.0	-1.5	-1.1	-1.6	-1.9	-2.5	-1.7	-1.0	-1.7	-0.3	<i>Other industry</i>
2.8	2.8	2.3	2.7	2.1	2.5	2.0	-1.6	-1.4	0.7	0.9	0.8	0.7	0.4	Manufacture of wearing apparel, except fur
3.9	4.0	3.6	4.4	3.2	3.6	2.3	-1.5	-1.4	1.1	0.7	0.7	1.0	0.6	<i>Manufacture of clothings</i>
0.1	-0.3	-1.0	-1.6	-0.7	-0.2	1.0	-1.8	-1.4	-0.4	1.5	1.2	-0.01	-0.4	<i>Other industry</i>
3.5	2.6	0.8	1.0	-2.7	-0.7	0.8	-4.2	-3.9	-4.0	-3.8	-3.9	-6.2	-5.2	Manufacture of articles of fur, knitted and crocheted apparel
-3.3	-3.9	-2.9	-1.0	-1.0	-0.8	-1.4	-1.2	-1.0	-0.4	0.01	0.04	0.8	2.0	Tanning and dressing of leather; manufacture of luggage, handbags, saddlery and harness; dressing and dyeing of fur
3.3	3.6	2.9	2.5	3.8	3.9	3.3	4.6	4.9	3.2	3.7	3.4	3.1	0.6	Manufacture of footwear
-0.1	1.8	1.7	0.6	1.1	0.6	0.1	0.9	0.6	-2.4	-1.7	-3.5	-3.1	-5.0	<i>Manufacture of leather footwear</i>
7.1	5.5	4.3	4.7	6.8	7.5	6.7	8.7	9.6	9.6	9.7	10.9	9.6	6.3	<i>Manufacture of rubber footwear</i>
-1.8	-1.7	-1.8	-2.0	-0.6	-0.9	-1.1	-1.2	0.6	1.2	3.7	0.4	3.6	3.3	Sawmilling and planning of wood

Jadual Table **1.5b** : Bilangan Pekerja Bergaji Sektor Pembuatan Mengikut Kumpulan: Perubahan Peratusan Tahunan
: Number of Paid Employees of Manufacturing Sector by Group: Annual Percentage Change

Kod Kumpulan Group code	Keterangan Kumpulan/Tempoh			2024				2025		2024		2025		2024	
		2023	2024	Q1	Q2	Q3	Q4	Q1	(Jan. - Mei)	(Jan. - Mei)	Jan.	Feb.	Mac		
162	Pembuatan produk daripada kayu, gabus, jerami dan bahan jalinan lain	1.2	0.4	0.05	2.5	1.0	0.4	0.5	3.3	-0.7	0.6	-0.3	0.05		
16211	Pembuatan kepingan venier dan papan lapis	3.1	2.7	1.0	4.3	3.6	2.7	4.3	5.0	3.3	2.3	1.5	1.0		
16212	Pembuatan papan partikel dan papan gentian	8.4	3.1	10.4	11.5	1.7	3.1	0.8	16.8	-3.7	10.3	10.8	10.4		
16221	Pertukangan kayu untuk jurubina	-10.9	-11.8	-9.5	-11.3	-9.0	-11.8	-10.8	-11.2	-11.0	-11.2	-13.0	-9.5		
	Industri lain	2.3	0.9	0.0	4.1	0.5	0.9	-1.9	3.7	-3.4	0.8	-0.1	0.0		
170	Pembuatan kertas dan produk kertas	1.0	0.6	0.9	0.7	0.5	0.6	0.3	-0.9	0.3	1.0	0.8	0.9		
17010	Pembuatan pulpa, kertas dan kertas tebal	-2.4	5.9	-0.4	3.3	5.6	5.9	9.0	-6.2	9.2	0.7	-0.5	-0.4		
17020	Pembuatan kertas gelugur dan kertas tebal dan bekas daripada kertas dan kertas tebal	-1.4	-1.9	-2.0	-2.6	-1.6	-1.9	-1.8	-2.4	-3.1	-1.8	-2.1	-2.0		
17091	Pembuatan sampul surat dan kad surat	4.1	-2.6	-4.1	-5.3	-5.6	-2.6	-0.5	-4.0	-0.2	1.3	-1.6	-4.1		
17092	Pembuatan kertas kegunaan rumah dan pembersih peribadi	5.1	-2.3	6.0	3.5	-2.4	-2.3	-4.0	2.0	0.3	4.5	5.5	6.0		
17093	Pembuatan kertas bergam atau pelekat yang berjalur atau bergulung dan label dan kertas dinding	0.0	1.0	0.2	0.8	1.0	1.0	0.9	-0.1	-1.2	0.1	0.1	0.2		
	Industri lain	9.8	8.2	8.1	7.2	7.9	8.2	2.5	8.5	2.3	7.9	7.7	8.1		
181 & 182	Percetakan, aktiviti perkhidmatan berkaitan percetakan dan penerbitan semula media rakaman	1.7	0.8	-2.8	-1.3	0.1	0.8	0.6	-2.3	1.6	-2.4	-1.9	-2.8		
18110	Percetakan	2.3	0.6	-2.5	-2.4	-0.1	0.6	0.9	-3.1	2.1	-2.2	-1.5	-2.5		
18120	Aktiviti perkhidmatan berkaitan percetakan &	-1.2	1.7	-3.7	3.5	1.4	1.7	-0.8	1.7	-1.0	-3.5	-3.4	-3.7		
18200	Penerbitan semula media rakaman														
192 (19201 & 19202)	Pembuatan produk petroleum bertapis	3.7	0.4	1.8	1.0	0.5	0.4	1.0	0.6	1.5	2.6	2.9	1.8		
201	Pembuatan kimia asas, baja dan sebatian nitrogen, plastik dan getah sintetik dalam bentuk primer	0.3	5.3	-0.7	0.9	4.4	5.3	4.4	2.5	3.9	-0.2	-0.6	-0.7		
20111	Pembuatan gas perindustrian atau perubatan bukan organik dalam bentuk cecair atau mampat	9.1	14.9	8.0	12.7	13.8	14.9	5.4	16.3	3.0	9.3	9.0	8.0		
20112 & 20113	Pembuatan kimia organik asas & Pembuatan sebatian bukan organik	-1.9	4.9	-2.4	-0.9	3.7	4.9	5.0	1.0	4.3	-2.3	-2.4	-2.4		
20121 & 20129	Pembuatan baja & Pembuatan produk campuran nitrogen	-5.9	-1.6	-11.4	-8.2	-1.3	-1.6	-0.5	-7.6	0.4	-7.0	-10.7	-11.4		
20131	Pembuatan plastik dalam bentuk primer	2.1	4.0	3.8	3.0	3.5	4.0	5.0	4.2	5.1	1.5	3.4	3.8		
	Industri lain	6.6	9.2	4.7	4.8	6.8	9.2	8.2	5.8	6.6	6.1	3.9	4.7		
202 & 203	Pembuatan produk kimia lain dan serat buatan manusia	-2.6	-3.0	-3.0	-0.2	-3.0	-3.0	-2.8	-1.7	-3.4	-2.8	-2.1	-3.0		
20210	Pembuatan racun perosak dan produk agrokimia lain	13.8	11.0	9.0	13.0	13.2	11.0	8.9	11.5	6.6	13.1	10.5	9.0		
20221	Pembuatan cat, varnis dan penyadur dan mastik	1.4	-0.2	1.7	0.6	0.1	-0.2	-4.7	0.6	-6.5	0.1	5.1	1.7		
20222	Pembuatan dakwat cetak	4.7	-4.1	1.7	1.9	-3.1	-4.1	-4.2	1.9	-3.9	4.0	3.9	1.7		
20231 & 20232	Pembuatan sabun dan bahan pencuci, penyediaan membersihkan dan mengilap & Pembuatan pewangi dan penyediaan dandanan diri	-7.7	-4.3	-6.7	1.0	-3.2	-4.3	0.05	-3.0	-0.3	-7.5	-7.1	-6.7		
20291 & 20292	Pembuatan plat fotografi, filem, sensitized paper dan other sensitized unexposed materials & Pembuatan dakwat menulis dan melukis	-4.0	-6.5	-5.0	-5.5	-9.0	-6.5	-8.0	-5.2	-8.4	-4.2	-4.2	-5.0		
20299	Pembuatan produk kimia lain t.t.t.l. & Industri lain	-32.2	-11.9	-36.1	-36.9	-18.4	-11.9	-12.3	-37.3	-9.7	-31.0	-35.6	-36.1		
210	Pembuatan produk farmaseutikal, kimia perubatan dan botani	2.3	3.0	1.6	0.5	0.3	3.0	2.0	-0.9	2.5	1.9	1.4	1.6		
21001	Pembuatan bahan aktif ubat-ubatan untuk digunakan oleh bidang farmakologi dalam pembuatan ubat-ubatan & Industri lain	1.1	4.0	-0.03	-1.4	0.2	4.0	3.1	-4.94	4.7	1.0	0.6	-0.03		
		5.4	0.6	5.4	5.0	0.4	0.6	-0.4	9.6	-2.4	3.8	3.5	5.4		
221	Pembuatan produk getah	-4.0	-2.4	-5.0	-3.5	-2.5	-2.4	-3.1	-5.6	-3.7	-3.6	-4.1	-5.0		
22111	Pembuatan tayar getah untuk kenderaan	2.6	-3.7	0.3	-4.5	-2.2	-3.7	-3.8	-5.6	-8.4	2.8	1.1	0.3		
22112	Pembuatan bunga tayar yang boleh ditukar ganti dan tayar celup	12.0	-3.7	9.7	9.2	2.2	-3.7	-2.6	9.4	-4.5	12.0	9.5	9.7		
22191 & 22193	Pembuatan produk lain daripada getah asli atau sintetik, tidak divulkan, divulkan atau dikeraskan & Pengilangan semula getah dan prosesan susu getah	4.4	-5.3	1.2	0.1	-4.4	-5.3	-8.4	-0.2	-10.0	3.8	1.4	1.2		
22192	Pembuatan sarung tangan getah	-9.0	-2.4	-8.5	-5.9	-2.7	-2.4	-2.5	-9.3	-1.9	-7.6	-6.9	-8.5		
22199	Pembuatan produk getah lain yang t.t.t.l.	-1.5	-0.4	-4.3	-2.1	-1.7	-0.4	-1.0	-3.2	-2.0	-2.7	-4.1	-4.3		
222	Pembuatan produk plastik	3.3	2.2	2.6	3.1	2.6	2.2	2.1	3.6	1.2	3.3	2.5	2.6		
22201 & 22202	Pembuatan produk plastik separa siap & Pembuatan produk plastik siap	1.6	1.5	1.2	0.3	1.4	1.5	2.9	1.4	0.8	1.5	1.6	1.2		
22203	Pembuatan artikel plastik untuk pembungkusan barangan	5.8	2.0	4.7	4.0	2.3	2.0	1.4	4.8	2.1	6.1	4.6	4.7		
22204	Pembuatan barangan plastik jurubina	0.3	5.4	0.01	1.7	2.1	5.4	3.1	2.21	2.0	0.7	-0.4	0.01		
22205	Pembuatan pinggan mangkuk, peralatan dapur dan barangan tandas daripada plastik	0.7	0.9	-0.2	0.7	-1.6	0.9	-3.7	0.7	-5.4	1.3	-0.2	-0.2		
22209	Pembuatan pelbagai produk plastik t.t.t.l.	3.0	3.0	2.4	5.0	4.9	3.0	3.6	4.8	2.3	2.6	2.2	2.4		
231 (23101 & 23102 & 23109)	Pembuatan kaca dan produk kaca	-1.0	5.1	0.3	5.9	6.8	5.1	1.8	5.6	-3.3	-1.0	-0.6	0.3		

2025														Group Description/Period
Apr.	Mei	Jun	Jul.	Ogo.	Sep.	Okt.	Nov.	Dis.	Jan.	Feb.	Mac	Apr.	Mei	
1.5	1.1	2.5	2.9	0.8	1.0	0.8	1.0	0.4	-0.1	-0.3	0.5	0.1	-0.7	Manufacture of products of wood, cork, straw and plaiting materials
2.6	1.7	4.3	4.0	3.8	3.6	3.0	3.5	2.7	2.6	2.6	4.3	3.9	3.3	Manufacture of veneer sheets and plywood
12.0	11.6	11.5	10.5	-3.3	1.7	2.6	2.6	3.1	3.0	0.3	0.8	0.7	-3.7	Manufacture of particle board and fibreboard
-10.9	-11.0	-11.3	-9.5	-10.3	-9.0	-10.1	-10.1	-11.8	-11.2	-10.7	-10.8	-10.9	-11.0	Manufacture of builders' carpentry
3.6	4.1	4.1	5.8	2.7	0.5	1.1	0.6	0.9	-1.2	-1.3	-1.9	-3.2	-3.4	Other industry
0.8	0.5	0.7	1.2	0.8	0.5	0.6	0.7	0.6	0.3	0.6	0.3	0.5	0.3	Manufacture of paper and paper products
-0.8	3.5	3.3	3.9	4.9	5.6	6.5	6.2	5.9	6.3	8.9	9.0	9.3	9.2	Manufacture of pulp, paper and paperboard
-2.2	-2.6	-2.6	-2.6	-1.3	-1.6	-1.5	-1.7	-1.9	-1.5	-1.6	-1.8	-1.9	-3.1	Manufacture of corrugated paper and paperboard and of containers of paper and paperboard
-4.2	-5.4	-5.3	-5.2	-4.5	-5.6	-5.4	-3.7	-2.6	-2.6	-3.1	-0.5	1.4	-0.2	Manufacture of envelopes and letter-card
6.2	2.0	3.5	3.4	-2.9	-2.4	-2.4	-2.5	-2.3	-3.4	-4.1	-4.0	-3.8	0.3	Manufacture of household and personal hygiene paper
0.3	0.6	0.8	1.8	1.2	1.0	-0.1	-0.4	1.0	0.3	1.0	0.9	0.4	-1.2	Manufacture of gummed or adhesive paper in strips or rolls and labels and wall paper
7.7	8.1	7.2	9.8	11.4	7.9	8.7	11.1	8.2	6.1	5.6	2.5	3.4	2.3	Other industry
-2.4	-3.3	-1.3	-1.2	0.2	0.1	1.0	1.3	0.8	0.6	0.7	0.6	1.3	1.6	Printing, service activities related to printing and reproduction of recorded media
-3.1	-4.5	-2.4	-2.3	-0.2	-0.1	1.1	1.4	0.6	0.7	1.0	0.9	1.8	2.1	Printing
0.7	2.2	3.5	3.8	1.9	1.4	0.7	1.3	1.7	0.05	-0.7	-0.8	-0.9	-1.0	Service activities related to printing
														Reproduction of recorded media
1.6	0.7	1.0	1.1	0.6	0.5	0.7	0.9	0.4	2.0	1.9	1.0	1.7	1.5	Manufacture of refined petroleum products
3.3	1.8	0.9	4.7	4.6	4.4	4.2	4.9	5.3	4.5	5.0	4.4	3.8	3.9	Manufacture of basic chemicals, fertilizer and nitrogen compounds, plastics and synthetic rubber in primary forms
14.7	11.8	12.7	13.5	13.6	13.8	12.1	14.9	14.9	11.2	10.4	5.4	4.5	3.0	Manufacture of liquefied or compressed inorganic industrial or medical gases
														Manufacture of basic organic chemicals
2.0	0.6	-0.9	4.0	4.1	3.7	3.8	4.5	4.9	4.5	6.0	5.0	4.8	4.3	Manufacture of inorganic compounds
														Manufacture of fertilizers
-4.6	-8.0	-8.2	-0.9	-1.1	-1.3	-1.6	-1.6	-1.6	-2.7	-2.7	-0.5	-1.9	0.4	Manufacture of associated nitrogen products
4.4	4.4	3.0	3.4	3.2	3.5	3.3	3.5	4.0	4.8	4.7	5.0	4.8	5.1	Manufacture of plastics in primary forms
6.1	4.3	4.8	10.2	8.3	6.8	7.3	7.6	9.2	6.6	7.4	8.2	6.3	6.6	Other industry
-1.9	-0.8	-0.2	-2.6	-2.3	-3.0	-3.4	-3.9	-3.0	-2.9	-2.6	-2.8	-2.6	-3.4	Manufacture of other chemical products and man-made fibres
10.9	11.1	13.0	12.7	12.9	13.2	10.6	10.7	11.0	8.6	8.8	8.9	8.3	6.6	Manufacture of pesticides and other agrochemical products
1.0	0.4	0.6	0.03	0.03	0.1	-1.1	-0.9	-0.2	-4.1	-3.9	-4.7	-5.5	-6.5	Manufacture of paints, varnishes and similar coatings ink and mastics
2.3	1.8	1.9	-6.1	-4.8	-3.1	-3.7	-4.0	-4.1	-4.1	-4.2	-4.2	-4.9	-3.9	Manufacture of printing ink
														Manufacture of soap and detergents, cleaning and polishing preparations
-3.8	0.1	1.0	-2.0	-1.8	-3.2	-3.8	-4.2	-4.3	-0.9	0.1	0.05	1.3	-0.3	Manufacture of perfumes and toilet preparations
														Manufacture of photographic plates, films, sensitized paper and other sensitized unexposed materials
-5.1	-5.7	-5.5	-6.7	-7.2	-9.0	-8.1	-9.2	-6.5	-7.7	-7.8	-8.0	-8.2	-8.4	Manufacture of writing and drawing ink
														Manufacture of other chemical products n.e.c.
-36.9	-37.1	-36.9	-37.1	-20.9	-18.4	-11.4	-12.8	-11.9	-11.4	-12.4	-12.3	-9.9	-9.7	Other industry
0.6	0.3	0.5	0.4	0.9	0.3	0.4	2.6	3.0	2.9	2.4	2.0	2.3	2.5	Manufacture of pharmaceuticals, medicinal chemical and botanical products
-2.5	-2.3	-1.4	-0.8	0.3	0.2	0.1	3.8	4.0	3.7	2.8	3.1	3.9	4.7	Manufacture of medicinal active substances to be used for their pharmacological properties in the manufacture of medicaments
8.6	6.6	5.0	3.1	2.2	0.4	1.1	-0.3	0.6	1.3	1.5	-0.4	-1.4	-2.4	Other industry
-5.2	-4.1	-3.5	-3.4	-2.9	-2.5	-2.4	-2.5	-2.4	-2.5	-2.8	-3.1	-3.2	-3.7	Manufacture of rubber products
-5.1	-5.4	-4.5	-11.6	-2.2	-2.2	-2.2	-3.2	-3.7	-4.8	-3.7	-3.8	-5.6	-8.4	Manufacture of rubber tyres for vehicles
9.6	10.4	9.2	9.3	4.6	2.2	2.1	-7.3	-3.7	-2.8	-2.9	-2.6	-3.9	-4.5	Manufacture of interchangeable tyre treads and retreading rubber tyres
														Manufacture of other products of natural or synthetic rubber, unvulcanized, vulcanized or hardened
0.2	-0.5	0.1	-3.9	-4.7	-4.4	-4.4	-4.6	-5.3	-7.5	-8.4	-8.4	-9.9	-10.0	Rubber remilling and latex processing
-8.7	-7.4	-5.9	-4.0	-3.4	-2.7	-2.8	-2.3	-2.4	-1.8	-2.2	-2.5	-1.7	-1.9	Manufacture of rubber gloves
-3.2	-1.2	-2.1	-1.0	-1.8	-1.7	-1.1	-1.0	-0.4	-0.2	-0.5	-1.0	-1.1	-2.0	Manufacture of other rubber products n.e.c.
3.1	3.4	3.1	3.1	2.7	2.6	2.8	2.9	2.2	2.0	2.2	2.1	1.9	1.2	Manufacture of plastics products
														Manufacture of semi-manufactures of plastic products
0.5	1.0	0.3	0.7	1.2	1.4	1.2	2.1	1.5	2.0	1.9	2.9	1.9	0.8	Manufacture of finished plastic products
4.8	4.7	4.0	1.9	2.2	2.3	3.0	2.8	2.0	1.2	1.4	1.4	2.0	2.1	Manufacture of plastic articles for the packing of goods
1.7	1.6	1.7	1.1	1.4	2.1	2.3	4.9	5.4	2.2	3.4	3.1	2.8	2.0	Manufacture of builders' plastics ware
0.8	0.1	0.7	4.9	-1.5	-1.6	0.6	1.0	0.9	-2.3	-2.5	-3.7	-3.6	-5.4	Manufacture of plastic tableware, kitchenware and toilet articles
4.0	4.8	5.0	5.5	5.5	4.9	4.4	4.0	3.0	3.9	4.3	3.6	3.2	2.3	Manufacture of diverse plastic products n.e.c.
1.2	4.4	5.9	7.4	7.0	6.8	6.6	5.5	5.1	3.8	2.5	1.8	1.3	-3.3	Manufacture of glass and glass products

Jadual **1.5b** : Bilangan Pekerja Bergaji Sektor Pembuatan Mengikut Kumpulan: Perubahan Peratusan Tahunan
 Table : Number of Paid Employees of Manufacturing Sector by Group: Annual Percentage Change

Kod Kumpulan Group code	Keterangan Kumpulan/Tempoh	2023		2024				2025		2024			
		2023	2024	Q1	Q2	Q3	Q4	Q1	(Jan. - Mei)	(Jan. - Mei)	Jan.	Feb.	Mac
239	Pembuatan pengeluaran galian bukan logam t.t.t.l.	2.5	-1.0	0.1	-1.4	-1.3	-1.0	3.0	-0.1	3.3	-0.5	0.2	0.1
23911	Pembuatan mortar refraktori dan konkrit &												
23921	Pembuatan seramik bukan refraktori	-8.1	-6.1	-9.3	-11.9	-11.4	-6.1	0.9	-11.7	1.1	-8.6	-8.8	-9.3
23930	Pembuatan produk porselin dan seramik lain	-14.9	-7.3	-1.5	-5.0	-4.2	-7.3	-5.1	-2.0	-4.9	-16.5	-3.0	-1.5
23941	Pembuatan simen hidraulik	1.0	1.1	0.02	-0.1	4.4	1.1	5.9	0.19	5.6	0.4	0.1	0.02
23951	Pembuatan konkrit dan mortar siap bancuh dan banchuan kering	1.5	0.7	2.2	3.3	0.1	0.7	2.4	3.4	2.9	0.7	0.3	2.2
23952	Pembuatan konkrit pratuangan, simen atau artikel batu buatan yang digunakan dalam pembinaan;												
23953	& Pembuatan komponen struktur pasang siap untuk bangunan atau kejuruteraan awam dari simen, batu atau konkrit buatan	4.1	-4.8	-4.8	-6.6	-6.1	-4.8	2.5	-5.4	3.5	-3.9	-3.8	-4.8
23959	Pembuatan artikel konkrit, simen dan plaster lain t.t.t.l.												
23990	Pembuatan produk mineral bukan logam lain t.t.t.l. Industri lain	12.4	9.9	13.6	9.3	13.8	9.9	9.9	14.8	10.0	15.0	14.0	13.6
		14.8	4.1	13.3	11.8	5.2	4.1	1.7	13.1	0.4	13.3	13.4	13.3
241													
(24101 & 24102 & 24103 & 24104 & 24109)	Pembuatan besi dan keluli asas	5.3	3.4	7.0	5.9	5.1	3.4	2.1	6.7	1.0	5.4	7.5	7.0
242													
(24201 & 24202 & 24209)	Pembuatan logam asas berharga dan logam bukan ferus lain	-5.9	-3.3	-7.1	-5.0	-4.1	-3.3	-2.8	-7.1	-2.3	-5.3	-8.1	-7.1
243	Pengacuan logam	1.6	2.6	-0.7	-0.6	0.2	2.6	3.1	1.0	4.0	0.7	-0.7	-0.7
251 & 252	Pembuatan produk struktur logam, tangki, takungan, penjana wap, senjata dan peluru	1.4	2.4	1.7	4.4	3.7	2.4	4.1	2.6	4.7	2.0	1.2	1.7
25113	Pembuatan pintu, tingkap dan bingkai, penutup tingkap dan pintu pagar daripada logam	4.6	5.1	5.2	8.6	5.9	5.1	8.2	5.5	8.6	5.0	4.2	5.2
25119	Pembuatan produk struktur logam lain												
25120	Pembuatan tangki, takungan dan kontena daripada logam Industri lain	-8.3	-5.1	-7.5	-4.4	-3.0	-5.1	-6.6	-3.8	-5.2	-6.5	-6.9	-7.5
		-0.7	-2.0	-2.2	-3.2	1.7	-2.0	-3.1	-2.8	-2.2	-0.9	-1.9	-2.2
259	Pembuatan lain-lain produk yang direka daripada logam; aktiviti perkhidmatan kerja logam	5.4	2.2	4.6	5.0	3.1	2.2	0.2	5.5	0.3	5.4	4.3	4.6
25910	Tempaan, tekanan, hentakan dan bentuk gelekkan logam; serbuk metalurgi	-0.3	3.5	-0.8	2.0	2.6	3.5	3.9	2.1	5.3	-1.1	-1.7	-0.8
25920	Rawatan dan penyalutan logam; menggunakan mesin	-9.7	-14.1	-11.4	-13.4	-14.0	-14.1	-19.1	-12.6	-19.8	-9.0	-11.8	-11.4
25991	Pembuatan tin untuk produk makanan dan minuman, tiub dan kotak boleh dilipat	6.1	13.2	8.2	11.1	11.0	13.2	10.4	12.7	10.2	7.5	5.5	8.2
25992	Pembuatan kabel, plaited bands (jalur/pita berpintal) dan artikel seumpamanya daripada logam												
25993	Pembuatan bolt, skru, nat dan produk uliran seumpamanya	8.3	-0.03	9.7	8.2	4.9	-0.03	-2.7	8.9	-3.2	9.4	8.4	9.7
25994	Pembuatan barangan rumah daripada logam	14.1	2.9	5.5	-1.3	-1.1	2.9	2.0	3.1	1.9	11.6	11.8	5.5
25999	Pembuatan produk lain yang direka daripada logam t.t.t.l. Industri lain	7.9	6.1	7.3	8.0	7.2	6.1	4.8	8.4	4.6	7.8	5.9	7.3
		21.8	3.6	17.8	17.4	4.9	3.6	1.2	17.3	0.2	20.9	21.6	17.8
261	Pembuatan komponen dan papan elektronik	1.9	-2.2	-2.5	-2.9	-3.3	-2.2	-0.9	-2.4	-0.7	1.2	-1.6	-2.5
26101	Pembuatan diod, transistor dan alatan semikonduktor yang seumpamanya												
26102	Pembuatan litar elektronik bersepadu dengan pemasangan mikro	0.9	-1.9	-2.2	-2.4	-3.1	-1.9	-1.8	-4.3	-1.9	1.1	-1.5	-2.2
26103	Pembuatan kapasitor dan perintang elektrik												
26104	Pembuatan papan litar bercetak	3.0	-2.5	-3.7	-3.7	-3.6	-2.5	0.1	-0.6	0.7	1.1	-2.5	-3.7
26105	Pembuatan komponen paparan												
26109	Pembuatan komponen lain untuk aplikasi elektronik	3.0	-3.0	2.7	-2.1	-3.4	-3.0	0.03	2.6	0.0	3.4	3.5	2.7
262													
(26201 & 26202)	Pembuatan komputer dan kelengkapan peranti	-3.2	6.9	1.7	3.5	5.6	6.9	6.7	3.3	6.7	1.2	1.3	1.7
263/ 26300	Pembuatan peralatan komunikasi	0.3	4.3	0.6	0.4	5.0	4.3	6.3	1.9	5.1	0.2	0.3	0.6
264/ 26400	Pembuatan peralatan elektronik pengguna	3.4	4.7	4.4	4.6	-0.1	4.7	2.9	7.1	2.9	3.6	4.0	4.4
265	Pembuatan kelengkapan mengukur, menguji, memandu arah dan kawalan; jam tangan dan jam	-0.1	4.7	-0.4	3.7	4.3	4.7	2.6	1.5	1.4	0.2	-0.7	-0.4
26511	Pembuatan kelengkapan mengukur, menguji, memandu arah dan kawalan	0.2	4.9	-0.4	3.0	3.9	4.9	4.0	1.87	3.1	0.3	-0.6	-0.4
26512	Pembuatan kelengkapan kawalan proses perindustrian												
26520	Pembuatan jam tangan dan jam dan bahagiannya	-1.1	4.2	-0.5	6.1	6.0	4.2	-1.9	0.4	-4.6	-0.04	-0.8	-0.5
266/ 26600	Pembuatan peralatan penyinaran, perubatan elektro dan elektroterapeutik	-3.1	0.6	-6.3	-6.5	-1.7	0.6	1.4	-5.9	0.7	-6.6	-5.9	-6.3

2025														Group Description/Period
Apr.	Mei	Jun	Jul.	Ogo.	Sep.	Okt.	Nov.	Dis.	Jan.	Feb.	Mac	Apr.	Mei	
0.3	-0.8	-1.4	-1.3	-1.1	-1.3	-0.6	-1.1	-1.0	1.9	2.4	3.0	3.3	3.3	Manufacture of non-metallic mineral products
														<i>Manufacture of refractory mortars and concretes</i>
-9.4	-11.2	-11.9	-10.5	-13.1	-11.4	-6.4	-6.1	-6.1	-1.8	-0.4	0.9	1.3	1.1	<i>Manufacture of non-refractory ceramic</i>
-1.7	-5.3	-5.0	-4.2	-3.8	-4.2	-4.8	-7.1	-7.3	-6.2	-3.3	-5.1	-4.5	-4.9	<i>Manufacture of other porcelain and ceramic products</i>
0.4	-0.02	-0.1	1.0	6.3	4.4	5.3	0.7	1.1	1.4	1.4	5.9	5.6	5.6	<i>Manufacture of hydraulic cement</i>
2.3	2.2	3.3	2.1	1.9	0.1	1.7	-0.4	0.7	2.6	2.5	2.4	3.9	2.9	<i>Manufacture of ready-mix and dry-mix concrete and mortars</i>
														<i>Manufacture of precast concrete, cement or artificial stone articles for use in construction</i>
-4.1	-6.0	-6.6	-6.9	-6.6	-6.1	-5.6	-5.0	-4.8	1.9	2.7	2.5	2.9	3.5	<i>Manufacture of prefabricated structural components for building or civil engineering of cement, concrete or artificial stone</i>
														<i>Manufacture of other articles of concrete, cement and plaster n.e.c.</i>
12.1	12.9	9.3	9.5	15.0	13.8	9.9	10.0	9.9	8.8	8.4	9.9	9.7	10.0	<i>Manufacture of other non-metallic mineral products n.e.c.</i>
13.7	13.3	11.8	12.0	5.4	5.2	5.6	6.0	4.1	0.9	1.6	1.7	0.7	0.4	<i>Other industry</i>
6.8	5.9	5.9	5.8	5.0	5.1	3.8	3.4	3.4	2.9	3.2	2.1	1.9	1.0	Manufacture of basic iron and steel
-6.9	-6.9	-5.0	-6.2	-4.3	-4.1	-4.8	-3.5	-3.3	-3.8	-2.7	-2.8	-2.0	-2.3	Manufacture of basic precious and other non-ferrous metals
1.7	2.4	-0.6	3.6	-0.4	0.2	0.5	2.7	2.6	3.0	1.3	3.1	3.1	4.0	Casting of metals
3.1	1.5	4.4	4.5	4.1	3.7	4.0	2.4	2.4	3.1	2.7	4.1	4.5	4.7	Manufacture of structural metal products, tanks, reservoirs , steam generators , weapons and ammunition
														<i>Manufacture of metal doors, windows and their frames, shutters and gates</i>
6.7	4.4	8.6	7.7	6.0	5.9	7.1	5.4	5.1	6.1	5.6	8.2	7.7	8.6	<i>Manufacture of other structural metal products</i>
-4.7	-5.0	-4.4	-3.4	-3.5	-3.0	-3.7	-5.7	-5.1	-5.7	-5.9	-6.6	-4.1	-5.2	<i>Manufacture of tanks, reservoirs and containers of metal</i>
-3.7	-3.6	-3.2	-0.2	3.7	1.7	-1.2	-1.9	-2.0	-0.9	-1.0	-3.1	-0.8	-2.2	<i>Other industry</i>
5.3	5.4	5.0	4.6	4.9	3.1	2.3	2.4	2.2	1.1	1.4	0.2	0.7	0.3	Manufacture of other fabricated metal products; metal working service activities
														<i>Forging, pressing, stamping and roll-forming of metal; powder metallurgy</i>
1.9	2.1	2.0	2.1	2.4	2.6	1.8	1.7	3.5	4.9	8.0	3.9	5.5	5.3	<i>Treatment and coating of metals; machining</i>
-11.4	-12.2	-13.4	-13.7	-13.8	-14.0	-16.0	-15.2	-14.1	-16.0	-15.9	-19.1	-19.3	-19.8	<i>Manufacture of tins and cans for food products, collapsible tubes and boxes</i>
12.1	12.4	11.1	11.4	12.0	11.0	12.2	12.8	13.2	9.0	11.2	10.4	11.0	10.2	<i>Manufacture of metal cable, plaited bands and similar articles</i>
8.7	8.6	8.2	4.4	8.5	4.9	3.9	4.4	-0.03	-2.2	-2.6	-2.7	-2.9	-3.2	<i>Manufacture of bolts, screws, nuts and similar threaded products</i>
3.1	3.7	-1.3	-1.8	-1.3	-1.1	-1.1	2.8	2.9	2.6	2.2	2.0	4.1	1.9	<i>Manufacture of metal household articles</i>
7.8	8.1	8.0	8.7	8.9	7.2	5.8	5.9	6.1	4.6	4.6	4.8	5.0	4.6	<i>Manufacture of any other fabricated metal products n.e.c.</i>
16.0	16.1	17.4	18.8	10.1	4.9	5.4	3.3	3.6	3.2	-0.1	1.2	1.2	0.2	<i>Other industry</i>
-3.1	-3.1	-2.9	-3.7	-5.4	-3.3	-2.6	-2.2	-2.2	-2.7	-1.8	-0.9	-0.7	-0.7	Manufacture of electronic components and boards
														<i>Manufacture of diodes, transistors and similar semiconductor devices</i>
-4.3	-2.9	-2.4	-4.2	-7.2	-3.1	-2.6	-2.5	-1.9	-2.9	-3.0	-1.8	-1.8	-1.9	<i>Manufacture of electronic integrated circuits micro assemblies</i>
														<i>Manufacture of electrical capacitors and resistors</i>
-2.3	-3.5	-3.7	-3.6	-3.4	-3.6	-2.4	-1.6	-2.5	-2.5	0.01	0.1	0.6	0.7	<i>Manufacture of printed circuit boards</i>
														<i>Manufacture of display components</i>
2.4	-2.1	-2.1	-1.1	-2.1	-3.4	-3.1	-2.7	-3.0	-2.1	-2.1	0.03	0.5	0.0	<i>Manufacture of other components for electronic applications</i>
1.9	2.2	3.5	3.6	7.5	5.6	6.7	6.5	6.9	6.4	6.1	6.7	6.5	6.7	Manufacture of computers and peripheral equipment
0.8	1.0	0.4	5.8	5.8	5.0	4.3	4.9	4.3	5.7	6.1	6.3	5.9	5.1	Manufacture of communication equipment
4.5	5.0	4.6	6.2	-0.4	-0.1	1.1	7.8	4.7	5.0	4.7	2.9	2.6	2.9	Manufacture of consumer electronics
-0.1	0.8	3.7	2.6	3.6	4.3	5.7	5.2	4.7	3.2	3.1	2.6	3.2	1.4	Manufacture of measuring, testing, navigating and control equipment; watches and clocks
														<i>Manufacture of measuring, testing, navigating and control equipment</i>
-0.02	0.3	3.0	1.6	2.8	3.9	5.8	5.3	4.9	3.7	3.6	4.0	5.0	3.1	<i>Manufacture of industrial process control equipment</i>
-0.5	2.7	6.1	6.4	6.4	6.0	5.2	4.6	4.2	1.6	1.1	-1.9	-2.9	-4.6	<i>Manufacture of watches and clocks and parts</i>
-6.2	-6.6	-6.5	-2.3	-1.8	-1.7	-0.4	0.2	0.6	1.9	2.4	1.4	1.3	0.7	Manufacture of irradiation, electromedical and electrotherapeutic equipment

Jadual Table **1.5b** : Bilangan Pekerja Bergaji Sektor Pembuatan Mengikut Kumpulan: Perubahan Peratusan Tahunan
: Number of Paid Employees of Manufacturing Sector by Group: Annual Percentage Change

Kod Kumpulan Group code	Keterangan Kumpulan/Tempoh	2023	2024	2024				2025				2024			
				2023	2024	Q1	Q2	Q3	Q4	Q1	2024 (Jan. - Mei)	2025 (Jan. - Mei)	2024 Jan.	2024 Feb.	2024 Mac
267 (26701 & 26702) & 268 (26800)	Pembuatan peralatan optikal, kelengkapan fotografi, media magnetik dan optikal	1.7	-7.1	-2.1	-1.9	-10.7	-7.1	-4.5	-1.6	-2.9	-5.7	-4.0	-2.1		
271	Pembuatan motor elektrik, penjana, transformer dan perkakasan pengagihan dan pengawalan elektrik	-1.6	1.3	-3.5	-1.3	-0.2	1.3	2.9	-0.9	2.1	-2.0	-3.1	-3.5		
27101	Pembuatan motor elektrik, penjana dan transformer	0.7	1.0	-0.5	3.9	2.7	1.0	1.3	3.6	0.7	-1.6	-1.1	-0.5		
27102	Pembuatan perkakasan pengagihan dan pengawalan elektrik	-3.2	1.6	-5.7	-5.0	-2.4	1.6	4.0	-4.2	3.2	-2.2	-4.6	-5.7		
272/ 27200	Pembuatan bateri dan akumulator	-0.2	-4.0	1.8	1.2	-5.2	-4.0	-8.4	3.0	-9.7	-0.1	1.9	1.8		
273	Pembuatan pendawaian dan peranti pendawaian	-2.3	4.2	-1.3	0.8	0.2	4.2	4.3	-1.8	4.6	0.1	-2.0	-1.3		
27310	Pembuatan kabel gentian optikal	4.6	6.2	2.0	5.0	3.9	6.2	7.5	4.4	6.6	3.6	2.6	2.0		
27320	Pembuatan wayar dan kabel elektronik dan elektrik lain	-3.9	4.4	-2.1	0.2	-0.1	4.4	4.3	-2.6	4.8	-0.8	-3.1	-2.1		
27330	Pembuatan alatan pendawaian pembawa dan bukan pembawa arus untuk litar elektrik (tanpa mengira jenis bahan)	19.5	0.6	7.7	6.7	2.6	0.6	1.8	5.4	-0.1	11.7	11.3	7.7		
274/ 27400	Pembuatan kelengkapan pencahayaan elektrik	7.6	4.6	10.6	12.9	4.4	4.6	-4.5	11.6	-3.5	10.4	10.0	10.6		
275/ 27500	Pembuatan perkakasan domestik	-0.5	-7.0	-0.8	-3.6	-7.5	-7.0	-9.0	0.0	-8.0	-0.3	-1.6	-0.8		
279/ 27900	Pembuatan kelengkapan elektrik lain	-1.4	2.7	-3.1	-1.8	-0.4	2.7	3.5	-2.1	3.3	-2.2	-2.8	-3.1		
281 & 282	Pembuatan jentera kegunaan umum dan kegunaan khas	-2.4	1.4	-2.2	-2.3	0.2	1.4	1.2	-3.0	0.8	-2.3	-2.1	-2.2		
28120 & 28130	Pembuatan alat-alat kuasa bendalir	-15.9	-14.8	-24.7	-26.4	-20.6	-14.8	-10.3	-23.9	-9.9	-24.1	-24.9	-24.7		
28180 & 28220	Pembuatan alatan tangan yang menggunakan kuasa dilengkapkan dengan motor elektrik atau bukan motor elektrik atau pneumatik	3.0	1.1	0.2	1.6	0.3	1.1	0.5	-0.2	-3.4	4.4	5.7	0.2		
28192	Pembuatan jentera pembentukan logam dan alatan mesin	-12.5	-1.8	-12.7	-12.4	-4.7	-1.8	-2.0	-15.1	0.7	-13.0	-14.0	-12.7		
28290	Pembuatan mesin penyaman udara, termasuk untuk kenderaan bermotor	-9.4	3.4	-10.4	-12.0	1.7	3.4	4.1	-11.4	3.7	-10.1	-10.9	-10.4		
	Pembuatan lain-lain mesin bertujuan khas t.t.t.l. Industri lain	0.8	3.9	4.5	3.9	4.0	3.9	3.0	3.4	3.7	2.1	2.3	4.5		
291 (29101 & 29102)	Pembuatan kenderaan bermotor	1.3	-1.7	0.8	-0.7	-2.0	-1.7	-1.5	0.1	-2.3	1.8	3.8	0.8		
292/ 29200	Pembuatan kerangka (coachwork) untuk kenderaan bermotor; pembuatan treler dan semi treler	18.8	4.6	10.8	7.4	6.4	4.6	6.1	10.2	6.3	16.2	10.3	10.8		
293/ 29300	Pembuatan alat ganti dan aksesori untuk kenderaan bermotor	-1.7	0.4	-5.6	-0.5	0.3	0.4	-0.4	-0.1	-0.2	-1.1	-2.8	-5.6		
301 (30110 & 30120)	Pembinaan kapal dan bot	9.5	-1.4	6.7	3.7	-1.8	-1.4	-3.4	6.3	-1.5	7.3	6.9	6.7		
302, 303, 304 & 309	Pembuatan lokomotif keretapi, rolling stock, kapal angkasa dan udara, jentera berkaitan, kenderaan tempur ketenteraan, dan kelengkapan pengangkutan t.t.t.l.	-1.5	3.1	-2.0	1.0	4.0	3.1	2.9	0.2	2.1	-2.0	-2.4	-2.0		
30910	Pembuatan motosikal	10.0	7.3	5.4	9.6	6.5	7.3	7.9	7.9	9.2	6.5	5.1	5.4		
30920	Pembuatan basikal dan invalid carriages Industri lain	-54.4	8.1	-54.2	-47.0	-4.3	8.1	9.2	-51.6	6.4	-53.9	-53.9	-54.2		
310	Pembuatan perabot	6.1	1.8	5.1	3.4	2.3	1.8	0.7	5.4	0.7	4.6	5.0	5.1		
31001	Pembuatan perabot kayu dan rotan Industri lain	6.2	2.3	4.9	3.0	1.6	2.3	1.1	5.2	0.8	4.2	4.8	4.9		
		5.7	0.2	6.0	4.9	4.6	0.2	-0.5	6.0	0.7	5.8	5.7	6.0		
321 (32110 & 32120)	Pembuatan barang kemas, bijouterie dan artikel berkaitan	1.6	-15.0	-6.2	-6.1	-7.8	-15.0	-12.6	-5.5	-14.7	-4.8	-9.3	-6.2		
322, 325 & 329	Pembuatan instrumen muzik, peralatan dan bekalan perubatan dan pergigian dan pembuatan lain t.t.t.l.	3.5	3.8	4.0	3.9	2.8	3.8	5.7	4.4	4.9	3.3	4.4	4.0		
32901	Pembuatan alat tulis Industri lain	-1.5	1.4	-1.0	-1.8	-0.7	1.4	3.7	-3.6	7.4	-3.8	-1.1	-1.0		
		5.0	4.4	5.5	5.5	3.8	4.4	6.3	6.7	4.2	5.4	6.0	5.5		
323/ 32300	Pembuatan barangan sukan	-22.6	-8.4	-9.1	-7.8	-7.9	-8.4	-12.1	-6.1	-15.0	-18.5	-15.1	-9.1		
324/ 32400	Pembuatan permainan dan mainan	-4.8	-0.02	-1.7	-0.5	-2.1	-0.02	0.2	-1.2	-0.6	-3.8	-3.1	-1.7		
331 & 332	Pembaikan pemasangan produk logam, jentera, kelengkapan dan pemasangan jentera perindustrian dan kelengkapan	3.6	0.2	1.9	0.4	0.2	0.2	1.5	1.1	2.3	2.3	1.8	1.9		
33150	Pembaikan dan penyelenggaraan kelengkapan pengangkutan kecuali motosikal dan basikal Industri lain	5.3	-0.4	3.8	1.9	0.1	-0.4	-2.0	0.0	1.9	0.7	1.4	3.8		
		3.3	0.3	1.6	0.1	0.2	0.3	2.2	1.3	2.4	2.6	1.9	1.6		
Jumlah Pembuatan		1.7	1.0	0.5	1.0	0.8	1.0	1.1	1.2	0.9	1.3	0.6	0.5		

2025														Group Description/Period
Apr.	Mei	Jun	Jul.	Ogo.	Sep.	Okt.	Nov.	Dis.	Jan.	Feb.	Mac	Apr.	Mei	
0.7	-2.1	-1.9	-3.4	-10.4	-10.7	-10.7	-7.2	-7.1	-3.3	-3.6	-4.5	-5.2	-2.9	Manufacture of optical instruments, photographic equipment, magnetic and optical media
-1.6	-0.2	-1.3	1.1	0.1	-0.2	2.3	0.8	1.3	1.0	3.0	2.9	2.6	2.1	Manufacture of electric motors, generators, transformers and electricity distribution and control apparatus
2.8	3.8	3.9	3.6	3.6	2.7	2.6	1.1	1.0	1.3	1.5	1.3	1.2	0.7	Manufacture of electric motors, generators and transformers
-4.7	-3.1	-5.0	-0.7	-2.6	-2.4	2.1	0.5	1.6	0.7	4.1	4.0	3.6	3.2	Manufacture of electricity distribution and control apparatus
2.6	2.4	1.2	0.5	-0.6	-5.2	-6.0	-2.7	-4.0	-1.0	-3.0	-8.4	-8.7	-9.7	Manufacture of batteries and accumulators
-1.8	1.8	0.8	0.7	0.7	0.2	2.9	3.3	4.2	3.7	4.2	4.3	5.7	4.6	Manufacture of wiring and wiring devices
2.9	3.0	5.0	4.7	4.5	3.9	3.5	3.6	6.2	6.1	7.6	7.5	6.3	6.6	Manufacture of fibre optic cables
-2.5	1.5	0.2	0.1	0.1	-0.1	2.9	3.6	4.4	3.8	4.3	4.3	6.1	4.8	Manufacture of other electronic and electric wires and cables
5.4	5.7	6.7	6.6	6.9	2.6	2.3	-0.7	0.6	-0.3	0.1	1.8	0.2	-0.1	Manufacture of current -carrying and non current-carrying wiring devices for electrical circuits regardless of material
10.6	12.5	12.9	11.2	5.6	4.4	4.9	5.7	4.6	0.7	0.5	-4.5	-2.1	-3.5	Manufacture of electric lighting equipment
0.1	-3.3	-3.6	-3.8	-7.1	-7.5	-7.4	-7.7	-7.0	-6.1	-5.2	-9.0	-8.1	-8.0	Manufacture of domestic appliances
-2.2	-1.6	-1.8	-3.3	-2.8	-0.4	0.6	2.7	2.7	2.7	3.3	3.5	3.6	3.3	Manufacture of other electrical equipment
-2.4	-2.5	-2.3	0.4	0.1	0.2	0.6	0.8	1.4	1.0	1.3	1.2	1.3	0.8	Manufacture of general-purpose and special-purpose machinery
-24.1	-23.7	-26.4	-25.1	-19.8	-20.6	-20.2	-20.4	-14.8	-10.1	-10.0	-10.3	-10.4	-9.9	Manufacture of fluid power equipment
0.3	0.5	1.6	2.4	2.1	0.3	1.2	2.2	1.1	1.0	0.9	0.5	0.4	-3.4	Manufacture of other pumps, compressors, taps and valves
-10.0	-12.8	-12.4	-4.4	-4.9	-4.7	-3.5	-2.7	-1.8	-4.3	-2.2	-2.0	-4.6	0.7	Manufacture of power-driven hand tools with self-contained electric or non-electric motor or pneumatic drives
-12.0	-11.9	-12.0	-12.1	-2.5	1.7	2.7	3.3	3.4	5.2	4.7	4.1	4.0	3.7	Manufacture of metal-forming machinery and machine tools
3.6	3.9	3.9	7.3	3.6	4.0	3.9	3.5	3.9	2.7	2.9	3.0	3.9	3.7	Manufacture of air-conditioning machines, including for motor vehicles
1.0	-1.2	-0.7	-1.1	-0.7	-2.0	-0.3	-0.5	-1.7	-2.0	-1.0	-1.5	-0.9	-2.3	Manufacture of other special-purpose machinery
10.1	10.2	7.4	7.1	7.1	6.4	3.5	4.6	4.6	6.1	7.2	6.1	5.7	6.3	Other industry
0.9	-0.4	-0.5	-0.01	0.5	0.3	1.1	0.3	0.4	-0.7	-0.3	-0.4	-0.2	-0.2	Manufacture of motor vehicles
6.6	4.6	3.7	0.8	-0.6	-1.8	-1.9	-3.7	-1.4	-1.1	-3.4	-3.4	-2.2	-1.5	Manufacture of bodies (coachwork) for motor vehicles; manufacture of trailers and semi-trailers
-0.6	0.6	1.0	2.8	2.2	4.0	2.3	3.8	3.1	2.4	3.3	2.9	2.2	2.1	Manufacture of parts and accessories for motor vehicles
8.6	10.7	9.6	10.1	6.0	6.5	3.5	6.4	7.3	7.1	7.2	7.9	7.3	9.2	Building of ships and boats
-54.0	-50.4	-47.0	-37.5	-15.3	-4.3	3.6	8.0	8.1	7.6	9.5	9.2	8.3	6.4	Manufacture of railway locomotives, rolling stock, air and spacecraft, related machinery, military fighting vehicles and transport equipment n.e.c
3.5	3.3	4.1	3.6	1.4	2.7	1.0	1.0	-1.3	-2.2	-0.8	-2.2	-2.9	-4.6	Manufacture of motorcycles
5.7	5.1	3.4	2.8	2.9	2.3	1.9	1.6	1.8	1.2	1.4	0.7	0.5	0.7	Manufacture of bicycles and invalid carriages
5.3	5.0	3.0	1.9	1.8	1.6	1.7	1.7	2.3	2.2	2.4	1.1	0.3	0.8	Other industry
6.9	5.4	4.9	5.8	6.9	4.6	2.7	1.5	0.2	-1.9	-1.9	-0.5	1.2	0.7	Manufacture of furniture
-6.6	-5.9	-6.1	-6.4	-4.7	-7.8	-7.0	-7.8	-15.0	-15.8	-13.2	-12.6	-13.0	-14.7	Manufacture of wooden and cane furniture
4.4	3.7	3.9	2.6	2.5	2.8	2.8	3.0	3.8	4.6	5.5	5.7	5.8	4.9	Other industry
-0.4	-3.9	-1.8	-1.5	-0.8	-0.7	-1.5	0.9	1.4	3.5	3.7	3.7	3.4	7.4	Manufacture of musical instruments, medical and dental instruments and supplies and other manufacturing n.e.c.
5.7	5.9	5.5	3.7	3.4	3.8	4.0	3.6	4.4	4.9	5.9	6.3	6.5	4.2	Manufacture of stationery
-6.7	-6.2	-7.8	-7.2	-7.9	-7.9	-8.0	-10.6	-8.4	-9.4	-9.5	-12.1	-14.0	-15.0	Other industry
-1.8	-1.6	-0.5	9.8	-0.4	-2.1	-1.5	0.1	-0.02	0.7	0.7	0.2	0.1	-0.6	Manufacture of sports goods
1.1	0.3	0.4	0.2	1.1	0.2	0.4	0.2	0.2	0.7	1.7	1.5	1.8	2.3	Manufacture of games and toys
2.1	2.0	1.9	3.6	2.0	0.1	0.1	-0.3	-0.4	-0.8	-0.6	-2.0	-1.9	1.9	Repair of fabricated metal products, machinery and equipment and installation of industrial machinery and equipment
0.9	0.0	0.1	-0.4	0.9	0.2	0.4	0.3	0.3	1.0	2.2	2.2	2.5	2.4	Repair and maintenance of transport equipment except motorcycles and bicycles
1.0	0.9	1.0	1.3	1.0	0.8	0.9	1.0	1.0	0.9	1.2	1.1	1.2	0.9	Other industry
														Total Manufacturing

Kod Kumpulan Group code	Keterangan Kumpulan/Tempoh	2024				2025	2024				
		Q1	Q2	Q3	Q4	Q1	Jan.	Feb.	Mac	Apr.	Mei
101	Pemprosesan dan pengawetan daging	2.1	-2.8	5.1	-0.1	-0.5	1.1	0.6	0.3	-0.5	0.3
102	Pemprosesan dan pengawetan ikan, krustasea dan moluska	1.6	0.2	-1.4	-0.1	0.8	2.7	-0.4	-0.7	1.3	0.1
	10201 Pengetinan ikan, krustasea dan moluska &	1.1	0.3	-3.0	0.2	1.3	2.7	-0.9	-0.7	1.4	0.2
	10202 Pemprosesan dan pengawetan ikan, krustasea dan moluska Industri lain	4.1	-0.2	6.7	-1.6	-1.2	2.7	2.1	-0.7	0.8	-0.3
103	Pemprosesan dan pengawetan buah-buahan dan sayur - sayuran	6.5	-3.6	-6.6	-2.0	2.4	3.7	2.0	0.7	-0.5	-2.3
	10303 Pengetinan nanas &	2.4	-2.9	-3.4	-1.4	1.5	-4.1	10.0	-2.9	0.7	-4.1
	10304 Pembuatan jem, marmalad dan sajian jeli Industri lain	6.8	-3.6	-6.7	-2.0	2.5	4.2	1.6	0.9	-0.5	-2.2
104	Pembuatan minyak dan lemak daripada sayuran dan haiwan	-0.7	1.4	0.8	1.1	-0.6	-0.1	-0.4	-0.1	0.3	0.5
	10404 Pembuatan minyak sayuran mentah dan bertapis &	2.8	1.4	2.3	0.2	1.0	-1.2	3.7	0.3	1.9	-0.2
	10406 Pembuatan sebatian lemak masakan	1.4	-0.2	-0.1	-0.3	1.7	1.4	0.1	-0.1	0.0	0.1
	10405 Pembuatan minyak kelapa Industri lain	-0.9	1.4	0.7	1.2	-0.8	-0.1	-0.7	-0.1	0.2	0.5
105	Pembuatan produk tenusu	1.9	-1.0	1.5	-0.5	1.7	1.1	-0.6	1.5	0.1	0.8
	10502 Pembuatan susu pekat, tepung dan sejat Industri lain	3.4	-2.2	0.7	-0.8	2.7	2.1	-0.9	2.3	-0.1	0.9
		-1.7	2.2	3.3	0.1	-0.9	-1.4	0.05	-0.4	0.8	0.4
106	Pembuatan produk bijian, kanji dan produk berkanji	-1.8	-1.1	5.5	-1.9	2.9	0.7	-2.3	-0.2	-0.6	-0.3
	10611 Pengilangan beras	0.7	-2.4	7.7	-3.4	4.4	1.7	0.5	-1.4	-0.8	-0.3
	10613 Pengilangan tepung Industri lain	-4.4	0.3	4.8	-0.1	2.2	0.05	-5.5	1.1	-0.3	-0.2
		-2.2	-0.8	-3.2	-3.3	-2.7	-2.0	-0.4	0.2	-1.5	-0.8
107	Pembuatan produk makanan lain	0.2	-0.1	3.2	-0.3	-0.2	1.1	-0.4	-0.5	0.7	0.1
	10711 Pembuatan biskut dan cookies	-3.1	1.0	4.9	-1.6	-3.5	0.4	-1.1	-2.4	-0.1	1.2
	10712 Pembuatan roti, kek dan produk bakeri lain	-0.6	2.4	3.2	-1.1	-0.2	0.6	0.1	-1.4	3.2	0.1
	10713 Pembuatan produk snek	-0.4	0.9	2.4	-0.6	0.2	1.7	-1.6	-0.5	-0.1	0.5
	10721 Pembuatan gula	-0.4	0.0	-1.0	1.0	0.5	0.2	0.2	-0.8	-0.2	0.3
	10731 Pembuatan produk koko	-2.8	-6.5	-1.0	1.0	0.8	0.3	-0.2	-2.9	-1.5	-4.4
	10732 Pembuatan coklat dan produk coklat &	0.6	-1.4	1.2	0.6	1.0	1.5	-0.6	-0.3	-0.8	0.3
	10733 Pembuatan konfeksi gula	3.2	-3.1	11.3	0.9	2.4	2.4	-0.2	1.1	0.2	-1.0
	10793 Pembuatan sos dan bahan perasa	2.4	-1.6	3.8	-1.0	-2.9	2.5	0.3	-0.4	-0.3	0.1
	10799 Pembuatan produk makanan lain t.t.t.l. Industri lain	0.4	-0.3	0.5	0.5	1.0	0.7	-0.7	0.4	0.2	0.4
108/ 10800	Pembuatan makanan haiwan tersedia	2.1	-1.1	-1.0	1.9	3.1	1.7	0.1	0.2	0.1	0.1
110	Pembuatan minuman ringan	1.9	1.2	-2.2	1.7	2.1	1.4	0.02	0.5	0.9	0.1
	11041 Pembuatan minuman ringan	1.6	1.8	-2.3	1.8	0.9	0.8	-0.2	0.9	1.0	0.1
	11042 Pengeluaran air mineral semulajadi dan minuman lain yang dibotolkan Industri lain	3.3	-0.2	-1.5	1.4	5.0	3.6	0.1	-0.3	0.3	0.5
		1.1	1.0	-3.3	1.5	2.6	-0.1	1.1	0.1	1.4	-0.9
120/ 12000	Pembuatan produk tembakau	5.7	-6.0	1.8	0.3	5.1	1.0	3.7	0.9	-5.7	-0.8
131	Pemintalan, penenunan dan penyiapan tekstil	2.0	1.9	1.1	-0.9	-0.1	-0.4	-0.2	2.7	0.9	2.1
	13110 Penyediaan dan pemintalan gentian tekstil &	2.9	1.9	-3.1	0.3	0.6	-0.6	-0.2	3.7	1.7	1.6
	13120 Penenunan tekstil										
	13132 Pewarnaan, pelunturan, percetakan dan penyiapan akhir benang dan fabrik Industri lain	-0.7	2.0	12.0	-3.6	-1.1	-0.1	-0.3	-0.2	-1.2	2.9
		4.9	1.8	3.7	-1.9	-2.9	1.3	0.0	3.6	0.0	5.4
139	Pembuatan tekstil lain	-1.6	0.4	0.04	-0.5	-1.5	1.4	-2.9	-0.1	0.1	1.1
	13910 Pembuatan fabrik dikait dan dikrusye Industri lain	-2.2	2.7	-1.2	-0.3	-3.5	1.1	-3.6	0.3	0.3	3.2
		-1.2	-0.9	0.8	-0.6	-0.3	1.6	-2.4	-0.3	-0.03	-0.1
141	Pembuatan pakaian, kecuali pakaian berbulu	1.6	-0.9	-1.8	-0.3	3.8	0.9	0.2	0.4	-0.4	0.4
	14102 Pembuatan pakaian Industri lain	2.2	-0.9	-2.4	-0.3	4.4	1.3	0.3	0.7	-0.6	0.7
		-0.2	-0.7	-0.1	-0.3	2.4	0.1	-0.03	-0.3	0.2	-0.4
142 & 143	Pembuatan artikel daripada kulit bulu dan pakaian yang dikait dan dikrusye	0.6	-0.3	1.0	-5.1	0.5	0.7	-0.2	0.1	2.5	-0.5
151 (15110 & 15120)	Penyamakan dan pembersihan kulit, pembuatan bagasi, beg tangan, pelana dan abah-abah pembersihan dan pewarnaan bulu	-2.2	-1.8	5.0	-1.8	-1.2	-0.6	-0.4	-1.2	-0.3	-0.3
152	Pembuatan kasut	2.0	1.0	0.1	1.8	0.6	1.6	1.2	-0.8	-0.3	1.5
	15201 Pembuatan kasut kulit &	0.3	-0.1	-1.2	1.6	-3.8	2.9	-0.6	-1.9	-1.2	1.2
	15203 Pembuatan kasut getah Industri lain	3.8	2.1	1.5	2.0	5.0	0.1	3.4	0.3	0.6	1.8
161/ 16100	Pengilangan dan pengetaman kayu	-0.7	-0.4	1.0	0.8	-1.0	-1.0	-1.2	1.5	0.2	1.6

2025												Group Description/Period
Jun	Jul.	Ogo.	Sep.	Okt.	Nov.	Dis.	Jan.	Feb.	Mac	Apr.	Mei	
-2.6	0.6	0.01	4.5	-0.2	-0.2	0.3	0.8	-2.0	0.7	1.1	0.2	Processing and preserving of meat
-1.2	-1.0	-1.6	1.2	-1.6	0.1	1.4	1.3	-0.5	0.03	0.3	-0.7	Processing and preserving of fish, crustaceans and molluscs
-1.2	-1.4	-3.1	1.6	-1.0	-0.6	1.9	1.8	-0.7	0.2	0.3	-0.8	Canning of fish, crustaceans and molluscs
-0.8	1.2	5.6	-0.3	-4.1	3.5	-0.8	-0.8	0.2	-0.7	0.3	-0.4	Processing, curing and preserving of fish, crustacean and molluscs
-0.9	-2.2	-1.3	-3.2	-0.8	-1.0	-0.2	2.4	1.1	-1.1	0.5	-0.5	Processing and preserving of fruits and vegetable
0.6	-0.2	-2.0	-1.2	-1.3	0.2	-0.2	-4.4	6.8	-0.6	-0.8	-4.9	Pineapple canning
-1.0	-2.3	-1.2	-3.3	-0.8	-1.1	-0.2	2.8	0.8	-1.1	0.6	-0.2	Manufacture of jams, marmalades and table jellies
0.6	1.0	-0.1	-0.1	-0.05	0.7	0.5	-0.02	-0.3	-0.3	-0.3	0.6	Manufacture of vegetable and animal oils and fats
-0.4	0.04	2.7	-0.5	0.5	-0.3	0.02	2.7	-1.5	-0.2	0.01	0.39	Manufacture of crude and refined vegetable oil
-0.3	0.3	-0.1	-0.2	0.1	-0.5	0.0	2.4	-0.4	-0.3	-0.3	0.1	Manufacture of compound cooking fats
0.7	1.1	-0.3	-0.1	-0.1	0.8	0.5	-0.3	-0.2	-0.3	-0.3	0.6	Manufacture of coconut oil
-1.8	0.2	1.3	-0.1	-0.4	0.1	-0.3	-0.4	-0.9	3.0	0.2	-0.9	Manufacture of dairy products
-3.0	0.2	1.0	-0.5	-0.7	0.1	-0.2	-0.8	0.0	3.5	0.4	-0.9	Manufacture of condensed, powdered and evaporated milk
1.0	0.3	2.0	1.1	0.4	0.1	-0.4	0.4	-3.1	1.9	-0.3	-1.0	Other industry
-0.2	-1.0	1.5	5.0	-0.4	-0.5	-1.0	1.5	2.1	-0.7	-0.8	-0.8	Manufacture of grain mill products, starches and starch products
-1.3	-0.5	2.1	6.0	-0.9	-1.7	-0.8	2.6	2.3	-0.6	-1.0	-0.7	Rice milling
0.8	-1.8	1.6	4.9	0.4	0.9	-1.4	0.8	2.4	-0.9	-0.5	-1.0	Flour milling
1.4	0.4	-2.9	-0.8	-2.5	-0.8	-0.1	-1.4	-1.0	-0.3	-1.5	-0.2	Other industry
-0.9	1.3	1.2	0.7	0.3	-0.2	-0.4	0.7	-0.1	-0.7	0.7	0.1	Manufacture of other food products
0.02	3.0	0.9	0.9	-0.5	-0.3	-0.8	-1.2	-2.6	0.3	-0.8	1.2	Manufacture of biscuits and cookies
-0.8	2.4	0.6	0.2	-0.4	-0.2	-0.5	0.4	-0.6	-0.02	2.6	-0.1	Manufacture of bread, cakes and other bakery products
0.5	0.7	-0.2	2.0	0.4	0.3	-1.3	-0.1	0.05	0.3	-0.3	-0.2	Manufacture of snack products
-0.1	-0.3	-0.3	-0.3	-0.5	0.2	1.4	0.0	-0.1	0.6	1.2	-0.5	Manufacture of sugar
-0.7	-0.4	-0.7	0.2	0.4	0.3	0.4	3.8	0.2	-3.1	2.4	-4.8	Manufacture of cocoa products
-0.9	1.1	-1.1	1.3	0.9	-0.3	-0.1	0.9	1.0	-1.0	2.2	-0.6	Manufacture of chocolate and chocolate products
-2.3	1.3	9.5	0.3	1.0	0.03	-0.2	2.6	0.2	-0.3	-0.4	0.3	Manufacture of sugar confectionery
-1.5	1.9	-0.2	2.1	-0.2	-0.5	-0.3	1.9	0.3	-5.0	0.1	-0.4	Manufacture of sauces and condiments
-1.0	-0.2	0.7	0.1	1.2	-0.5	-0.2	0.4	0.6	0.04	0.03	0.4	Manufacture of other food products n.e.c.
-1.4	-0.2	0.8	-1.6	1.0	0.4	0.6	2.8	0.04	0.3	-0.1	-2.2	Manufacture of prepared animal feeds
0.3	-0.4	-2.0	0.2	0.8	-0.3	1.1	1.3	0.2	0.6	0.5	0.5	Manufacture of beverages
0.7	-0.3	-2.6	0.6	0.8	-0.2	1.3	0.2	-0.01	0.7	-0.5	1.2	Manufacture of soft drinks
-1.0	-0.2	-1.4	0.2	0.8	-0.05	0.6	3.8	0.7	0.5	3.0	0.1	Production of natural mineral waters and other bottled waters
0.4	-0.8	-0.4	-2.1	0.8	-0.9	1.7	2.5	0.3	-0.2	-0.1	-1.9	Other industry
0.5	-0.5	-5.3	8.1	0.1	-0.8	1.0	0.8	3.6	0.8	-5.0	-1.1	Manufacture of tobacco products
-1.0	0.7	0.1	0.3	-1.1	0.2	-0.1	-0.2	-1.3	1.5	1.7	1.7	Spinning, weaving and finishing of textiles
-1.4	-1.2	-1.1	-0.9	-0.4	0.5	0.2	-0.1	-1.9	2.6	1.4	2.8	Preparation and spinning of textile fibres
0.3	6.4	2.4	2.8	-2.4	-0.4	-0.8	-0.4	-0.1	-0.7	2.4	-0.6	Weaving of textiles
-3.3	-3.4	3.4	3.8	-1.9	0.0	0.0	-1.4	0.3	-1.7	2.1	0.0	Dyeing, bleaching, printing and finishing of yarns and fabrics
-0.8	-1.3	1.2	0.1	0.1	-0.5	-0.1	0.6	-2.4	0.3	0.4	1.4	Manufacture of other textiles
-0.8	-1.1	1.2	-1.3	-0.3	-0.04	-0.02	-0.1	-3.6	0.2	2.5	1.68	Manufacture of knitted and crocheted fabrics
-0.7	-1.4	1.2	1.0	0.3	-0.7	-0.1	1.0	-1.7	0.3	-0.7	1.3	Other industry
-0.9	-0.9	-2.2	1.3	-1.5	0.6	0.7	3.1	0.4	0.3	-0.6	0.1	Manufacture of wearing apparel, except fur
-1.0	-0.7	-3.1	1.4	-1.8	0.8	0.8	3.9	-0.1	0.7	-0.4	0.4	Manufacture of clothings
-0.5	-1.4	0.2	1.1	-0.7	-0.01	0.5	1.1	1.8	-0.6	-1.0	-0.7	Other industry
-2.2	-0.4	-1.3	2.7	-5.1	0.5	-0.5	0.5	0.0	0.0	0.0	0.5	Manufacture of articles of fur, knitted and crocheted apparel
-1.2	0.6	1.3	2.9	-0.1	-0.5	-1.2	-0.03	0.02	-1.2	0.5	0.9	Tanning and dressing of leather; manufacture of luggage, handbags, saddlery and harness; dressing and dyeing of fur
-0.1	-1.0	-0.5	1.5	1.2	0.8	-0.1	-0.1	1.8	-1.1	-0.7	-1.0	Manufacture of footwear
-0.04	-1.7	0.5	-0.03	1.2	1.1	-0.7	-0.2	0.1	-3.7	-0.8	-0.7	Manufacture of leather footwear
-0.3	-0.2	-1.5	3.2	1.1	0.4	0.4	0.1	3.4	1.4	-0.6	-1.3	Manufacture of rubber footwear
-2.1	-1.1	3.1	-0.9	0.4	0.4	-0.1	-0.4	1.3	-1.8	3.4	1.4	Other industry
												Sawmilling and planning of wood

Jadual Table **1.5c** : Bilangan Pekerja Bergaji Sektor Pembuatan Mengikut Kumpulan: Perubahan Peratusan Bulanan/Suku Tahunan
 : Number of Paid Employees of Manufacturing Sector by Group: Monthly/Quarterly Percentage Change

Kod Kumpulan Group code	Keterangan Kumpulan/Tempoh	2024				2025	2024				
		Q1	Q2	Q3	Q4	Q1	Jan.	Feb.	Mac	Apr.	Mei
162	Pembuatan produk daripada kayu, gabus, jerami dan bahan jalinan lain	-2.9	2.9	-0.6	1.0	-2.8	-0.8	0.1	-2.3	1.2	1.7
16211	Pembuatan kepingan venier dan papan lapis	-4.5	3.8	2.2	1.4	-3.0	-1.8	0.2	-3.0	0.6	2.3
16212	Pembuatan papan partikel dan papan gentian	0.7	4.4	-1.1	-0.8	-1.6	-0.6	2.3	-1.0	0.1	4.3
16221	Pertukangan kayu untuk jurubina	-0.2	-1.9	-7.0	-3.1	0.9	0.9	-0.5	-0.7	-0.3	-0.3
	Industri lain	-2.0	3.2	-3.7	3.7	-4.8	0.8	-0.9	-1.9	4.7	0.1
170	Pembuatan kertas dan produk kertas	1.0	-3.0	1.4	1.3	0.6	0.3	0.8	-0.1	-1.3	-1.7
17010	Pembuatan pulpa, kertas dan kertas tebal	2.8	-5.8	3.5	5.7	5.8	3.2	0.3	-0.6	-0.2	-5.4
17020	Pembuatan kertas gelugur dan kertas tebal dan bekas daripada kertas dan kertas tebal	-0.4	-2.8	1.3	0.1	-0.4	-0.8	0.4	-0.01	-2.7	-0.2
17091	Pembuatan sampul surat dan kad surat	-2.7	-2.3	0.2	2.3	-0.6	0.3	0.0	-3.0	-1.7	0.2
17092	Pembuatan kertas kegunaan rumah dan pembersih peribadi	-0.1	-4.2	2.0	0.1	-1.8	0.2	0.2	-0.5	-0.3	-4.0
17093	Pembuatan kertas bergam atau pelekat yang berjalur atau bergulung dan label dan kertas dinding	5.0	-0.02	-4.0	0.2	4.9	0.4	4.3	0.3	0.2	-0.4
	Industri lain	1.8	-1.3	5.1	2.4	-3.6	0.5	-0.1	1.4	-1.3	0.7
181 & 182	Percetakan, aktiviti perkhidmatan berkaitan percetakan dan penerbitan semula media rakaman	-4.1	-0.5	1.5	4.1	-4.2	-3.8	-0.02	-0.3	-0.7	0.2
18110	Percetakan	-4.4	-1.1	2.3	3.9	-4.1	-4.2	-0.1	-0.2	-1.0	-0.03
18120	Aktiviti perkhidmatan berkaitan percetakan &	-2.4	2.0	-2.4	4.8	-4.8	-2.0	0.3	-0.7	0.4	1.1
	Penerbitan semula media rakaman										
192 (19201 & 19202)	Pembuatan produk petroleum bertapis	1.9	-2.6	-0.2	1.5	2.5	-1.2	1.5	1.7	-1.5	-1.1
201	Pembuatan kimia asas, baja dan sebatian nitrogen, plastik dan getah sintetik dalam bentuk primer	3.0	-0.3	0.4	2.1	2.2	1.1	0.7	1.2	0.8	-0.8
20111	Pembuatan gas perindustrian atau perubatan bukan organik dalam bentuk cecair atau mampat	7.7	1.8	1.5	3.2	-1.2	3.2	-0.2	4.6	0.2	1.4
20112 &	Pembuatan kimia organik asas	2.2	-0.8	1.2	2.2	2.3	-0.05	1.1	1.2	0.8	-1.0
20113	Pembuatan sebatian bukan organik										
20121 &	Pembuatan baja	2.7	-0.9	-2.7	-0.6	3.8	2.3	-0.04	0.5	2.3	-3.1
20129	Pembuatan produk campuran nitrogen										
20131	Pembuatan plastik dalam bentuk primer	1.9	-0.6	0.2	2.5	2.8	0.8	1.0	0.1	0.3	-0.2
	Industri lain	3.5	0.0	1.6	3.9	2.5	2.2	0.4	0.8	0.3	-0.3
202 & 203	Pembuatan produk kimia lain dan serat buatan manusia	0.9	-1.2	-3.6	1.0	1.1	-0.2	0.3	0.8	-1.0	0.2
20210	Pembuatan racun perosak dan produk agrokimia lain	1.2	1.0	6.7	1.8	-0.8	1.5	-0.6	0.3	0.6	0.6
20221	Pembuatan cat, varnis dan penyadur dan mastik	5.7	-4.2	-2.9	1.5	1.0	2.8	0.2	2.6	-3.8	-0.4
20222	Pembuatan dakwat cetak	2.4	0.4	-6.4	-0.4	2.4	0.7	-0.2	1.9	0.7	-0.4
20231 &	Pembuatan sabun dan bahan pencuci, penyediaan membersih dan mengilap	-0.8	-0.6	-3.2	0.3	3.7	-2.8	1.4	0.6	-0.6	0.8
20232	Pembuatan pewangi dan penyediaan dandanan diri										
20291 &	Pembuatan plat fotografi, filem, sensitized paper dan other sensitized unexposed materials										
20292 &	Pembuatan dakwat menulis dan melukis	-0.7	-1.3	-6.3	1.8	-2.2	0.5	-0.6	-0.6	-0.8	-0.2
20299	Pembuatan produk kimia lain t.t.t.l.										
	Industri lain	5.5	-5.1	-12.0	0.0	4.9	0.0	2.5	3.0	-2.1	-0.5
210	Pembuatan produk farmaseutikal, kimia perubatan dan botani	-2.3	2.7	4.7	-2.0	-3.2	-2.4	-0.01	0.1	4.3	-1.4
21001	Pembuatan bahan aktif ubat-ubatan untuk digunakan oleh bidang farmakologi dalam pembuatan ubat-ubatan	-3.9	3.4	6.1	-1.4	-4.7	-3.4	-0.1	-0.4	5.9	-2.5
	Industri lain	1.5	1.0	1.6	-3.4	0.5	-0.02	0.3	1.2	0.9	0.9
221	Pembuatan produk getah	-1.7	-3.8	3.9	-0.6	-2.4	-1.0	-0.2	-0.4	-1.0	-0.4
22111	Pembuatan tayar getah untuk kenderaan	-0.4	-0.4	-2.2	-0.7	-0.6	0.6	-0.7	-0.4	1.5	-0.5
22112	Pembuatan bunga tayar yang boleh ditukar ganti dan tayar celup	0.1	-3.0	-0.4	-0.5	1.2	0.3	0.4	-0.6	-0.5	-0.2
22191 &	Pembuatan produk lain daripada getah asli atau sintetik, tidak divulkan, divulkan atau dikeraskan	2.4	1.1	-7.3	-1.3	-0.9	1.6	0.6	0.2	1.2	-0.4
22193	Pengilangan semula getah dan prosesan susu getah										
22192	Pembuatan sarung tangan getah	-3.4	-5.4	7.6	-0.7	-3.6	-3.0	0.1	-0.5	-2.8	-0.6
22199	Pembuatan produk getah lain yang t.t.t.l.	-1.4	-4.8	6.3	-0.1	-2.0	0.5	-1.2	-0.6	0.4	0.05
222	Pembuatan produk plastik	-0.3	1.4	0.8	0.3	-0.4	0.3	-0.4	-0.2	1.6	0.5
22201 &	Pembuatan produk plastik separa siap	-1.3	2.4	0.9	-0.5	0.1	-0.2	0.3	-1.3	3.4	1.0
22202	Pembuatan produk plastik siap										
22203	Pembuatan artikel plastik untuk pembungkusan barangan	-0.2	0.1	2.1	-0.01	-0.8	0.5	-0.3	-0.3	1.0	-0.1
22204	Pembuatan barangan plastik jurubina	0.9	1.4	0.9	2.1	-1.3	1.7	-0.8	0.0	1.2	0.5
22205	Pembuatan pinggan mangkuk, peralatan dapur dan barangan tandas daripada plastik	3.4	-0.05	-2.4	0.1	-1.3	2.7	-0.1	0.8	-0.2	-0.1
22209	Pembuatan pelbagai produk plastik t.t.t.l.	-0.7	2.3	0.2	1.2	-0.2	-0.1	-1.1	0.5	1.4	0.8
231 (23101 & 23102 & 23109)	Pembuatan kaca dan produk kaca	1.6	6.2	0.7	-3.3	-1.6	0.3	0.7	0.7	1.0	4.3

2025												Group Description/Period
Jun	Jul.	Ogo.	Sep.	Okt.	Nov.	Dis.	Jan.	Feb.	Mac	Apr.	Mei	
-0.01	0.5	-2.1	1.0	0.7	1.5	-1.1	-1.2	-0.2	-1.4	0.7	0.9	Manufacture of products of wood, cork, straw and plaiting materials
0.8	1.3	-1.1	2.0	0.3	2.4	-1.3	-1.8	0.2	-1.4	0.3	1.7	Manufacture of veneer sheets and plywood
0.03	-1.0	-0.5	0.3	0.6	-1.2	-0.1	-0.6	-0.5	-0.5	-0.1	-0.2	Manufacture of particle board and fibreboard
-1.3	-0.1	-6.7	-0.2	-0.6	0.01	-2.5	1.6	0.05	-0.8	-0.4	-0.5	Manufacture of builders' carpentry
-1.5	-0.8	-2.3	-0.7	2.5	1.1	0.05	-1.3	-1.1	-2.5	3.3	-0.08	Other industry
-0.1	-0.4	0.5	1.3	1.5	-0.3	0.1	0.04	1.0	-0.4	-1.1	-1.8	Manufacture of paper and paper products
-0.2	0.4	3.1	-0.05	2.3	-0.4	3.8	3.6	2.7	-0.5	0.1	-5.5	Manufacture of pulp, paper and paperboard
0.04	-1.4	0.6	2.1	1.3	-0.3	-0.8	-0.5	0.3	-0.2	-2.8	-1.4	Manufacture of corrugated paper and paperboard and of containers of paper and paperboard
-0.8	0.5	0.2	-0.5	0.6	1.7	0.0	0.3	-0.5	-0.4	0.2	-1.3	Manufacture of envelopes and letter-card
-0.02	-1.6	-0.2	3.9	1.4	-0.9	-0.4	-0.9	-0.5	-0.4	0.03	0.1	Manufacture of household and personal hygiene paper
0.1	0.5	-3.6	-0.9	0.1	-1.0	1.2	-0.3	5.0	0.2	-0.2	-2.0	Manufacture of gummed or adhesive paper in strips or rolls and labels and wall paper
-0.7	2.6	3.1	-0.6	2.8	1.6	-1.9	-1.5	-0.6	-1.5	-0.4	-0.3	Other industry
0.02	0.05	1.9	-0.5	2.7	1.4	-0.1	-4.0	0.1	-0.4	-0.01	0.4	Printing, service activities related to printing and reproduction of recorded media
-0.1	-0.1	2.5	-0.1	2.5	1.7	-0.3	-4.1	0.3	-0.3	-0.1	0.3	Printing
0.5	0.6	-0.8	-2.2	3.5	0.1	1.1	-3.6	-0.5	-0.8	0.3	1.0	Service activities related to printing
												Reproduction of recorded media
-0.1	0.4	0.3	-0.9	1.4	0.4	-0.3	0.3	1.4	0.8	-0.8	-1.3	Manufacture of refined petroleum products
-0.4	-0.1	1.1	-0.5	1.5	0.6	-0.01	0.3	1.2	0.7	0.2	-0.73	Manufacture of basic chemicals, fertilizer and nitrogen compounds, plastics and synthetic rubber in primary forms
0.2	0.4	0.2	0.9	0.5	2.8	-0.1	-0.1	-0.9	-0.2	-0.6	-0.1	Manufacture of liquefied or compressed inorganic industrial or medical gases
-0.5	0.3	1.3	-0.4	2.0	-0.2	0.3	-0.5	2.5	0.2	0.6	-1.5	Manufacture of basic organic chemicals
												Manufacture of inorganic compounds
												Manufacture of fertilizers
-0.1	-0.2	0.3	-2.8	0.6	0.8	-2.1	1.1	-0.1	2.8	0.9	-0.9	Manufacture of associated nitrogen products
-0.7	-1.4	1.8	-0.3	1.3	0.9	0.3	1.6	0.9	0.4	0.2	0.0	Manufacture of plastics in primary forms
-0.1	0.4	1.4	-0.2	2.9	-0.4	1.3	-0.2	1.1	1.6	-1.4	0.0	Other industry
-0.4	-1.5	-0.1	-2.0	0.6	0.1	0.2	-0.2	0.7	0.6	-0.8	-0.6	Manufacture of other chemical products and man-made fibres
-0.2	-0.2	4.1	2.6	1.9	0.005	-0.1	-0.7	-0.4	0.3	0.1	-1.0	Manufacture of pesticides and other agrochemical products
-0.1	-1.1	-0.4	-1.5	0.02	0.5	1.0	-1.2	0.5	1.8	-4.7	-1.4	Manufacture of paints, varnishes and similar coatings ink and mastics
0.2	-7.2	0.4	0.4	-0.1	-0.1	-0.2	0.8	-0.3	1.9	-0.1	0.6	Manufacture of printing ink
-0.8	-0.7	0.6	-3.2	0.4	0.1	-0.2	0.7	2.3	0.6	0.7	-0.7	Manufacture of soap and detergents, cleaning and polishing preparations
												Manufacture of perfumes and toilet preparations
												Manufacture of photographic plates, films, sensitized paper and other sensitized unexposed materials
-0.4	-0.9	-2.2	-3.3	1.3	-0.1	0.5	-0.8	-0.7	-0.7	-1.0	-0.4	Manufacture of writing and drawing ink
												Manufacture of other chemical products n.e.c.
-2.5	-1.0	-5.6	-5.8	0.5	-1.3	0.8	0.5	1.4	3.0	0.6	-0.3	Other industry
-0.2	1.8	3.0	-0.1	0.5	-2.5	0.01	-2.4	-0.6	-0.3	4.6	-1.25	Manufacture of pharmaceuticals, medicinal chemical and botanical products
0.1	1.8	4.3	-0.03	0.2	-1.6	0.0	-3.7	-1.0	-0.1	6.8	-1.7	Manufacture of medicinal active substances to be used for their pharmacological properties in the manufacture of medicaments
-0.8	1.8	0.1	-0.3	1.2	-4.6	0.02	0.7	0.5	-0.7	-0.2	-0.12	Other industry
-2.5	0.3	2.7	0.8	-0.1	-0.4	-0.1	-1.1	-0.6	-0.7	-1.1	-0.9	Manufacture of rubber products
-1.3	-1.7	-0.7	0.1	-0.4	0.6	-0.9	-0.5	0.5	-0.6	-0.4	-3.5	Manufacture of rubber tyres for vehicles
-2.3	1.0	-1.9	0.4	1.8	-2.1	-0.2	1.2	0.4	-0.4	-1.8	-0.8	Manufacture of interchangeable tyre treads and retreading rubber tyres
												Manufacture of other products of natural or synthetic rubber, unvulcanized, vulcanized or hardened
												Rubber remilling and latex processing
-2.1	0.3	5.9	1.4	-0.5	-0.1	-0.01	-2.4	-0.3	-0.9	-2.0	-0.78	Manufacture of rubber gloves
-5.2	1.1	3.8	1.3	1.0	-0.9	-0.2	0.7	-1.6	-1.0	0.2	-0.8	Manufacture of other rubber products n.e.c.
-0.7	2.2	-1.4	0.1	0.2	0.9	-0.8	0.1	-0.3	-0.3	1.4	-0.2	Manufacture of plastics products
												Manufacture of semi-manufactures of plastic products
-1.9	0.1	0.6	0.3	-0.4	0.4	-0.6	0.3	0.2	-0.3	2.3	-0.1	Manufacture of finished plastic products
-0.8	0.1	0.4	1.6	0.8	-0.3	-0.5	-0.3	-0.2	-0.3	1.6	0.0	Manufacture of plastic articles for the packing of goods
-0.2	-1.0	0.1	1.8	0.8	1.1	0.2	-1.4	0.4	-0.3	0.9	-0.3	Manufacture of builders' plastics ware
0.2	0.3	-0.2	-2.5	0.3	-0.1	-0.1	-0.6	-0.3	-0.4	-0.1	-1.9	Manufacture of plastic tableware, kitchenware and toilet articles
0.1	6.2	-4.7	-0.9	0.02	2.7	-1.5	0.7	-0.8	-0.1	1.0	-0.1	Manufacture of diverse plastic products n.e.c.
0.8	-2.9	3.5	0.2	-1.5	-1.2	-0.7	-0.9	-0.6	-0.1	0.6	-0.5	Manufacture of glass and glass products

Kod Kumpulan Group code	Keterangan Kumpulan/Tempoh	2024				2025	2024				
		Q1	Q2	Q3	Q4	Q1	Jan.	Feb.	Mac	Apr.	Mei
239	Pembuatan pengeluaran galian bukan logam t.t.t.l.	-4.3	0.5	2.6	0.3	-0.4	-2.4	-1.7	-0.2	0.7	-0.4
23911	Pembuatan mortar refraktori dan konkrit &	-8.1	-2.8	0.1	5.0	-1.2	-5.5	-1.9	-0.8	-0.6	-2.5
23921	Pembuatan seramik bukan refraktori	-2.3	-1.7	1.1	-4.6	-0.02	-1.7	-1.7	1.1	-1.3	-0.3
23930	Pembuatan produk porselin dan seramik lain	-3.0	-0.6	4.1	0.8	1.6	0.9	-0.3	-3.6	0.03	-0.2
23941	Pembuatan simen hidrolik	-5.4	1.9	3.3	1.1	-3.8	0.2	-6.0	0.5	-0.04	1.1
23951	Pembuatan konkrit dan mortar siap bancuh dan banchuan kering	-6.2	1.2	0.9	-0.6	1.1	-6.3	-0.4	0.6	1.9	-1.4
23952	Pembuatan konkrit pratuangan, simen atau artikel batu buatan yang digunakan dalam pembinaan;	-0.5	-0.7	11.4	-0.1	-0.5	1.1	-0.2	-1.4	-0.3	2.4
23953	& Pembuatan komponen struktur pasang siap untuk bangunan atau kejuruteraan awam dari simen, batu atau konkrit buatan	2.5	2.0	-0.2	-0.2	0.1	2.7	-0.03	-0.1	1.7	-0.6
23959	Pembuatan artikel konkrit, simen dan plaster lain t.t.t.l.										
23990	Pembuatan produk mineral bukan logam lain t.t.t.l. Industri lain										
241 (24101 & 24102 & 24103 & 24104 & 24109)	Pembuatan besi dan keluli asas	0.6	0.0	2.5	0.2	-0.7	0.9	-1.3	1.0	-0.2	-0.02
242 (24201 & 24202 & 24209)	Pembuatan logam asas berharga dan logam bukan ferus lain	0.2	-0.8	-2.4	-0.2	0.7	1.2	-0.7	-0.3	-0.3	-0.2
243	Pengacuan logam	4.0	-4.3	2.9	0.2	4.5	2.6	2.0	-0.6	-0.2	-0.7
251 & 252	Pembuatan produk struktur logam, tangki, takungan, penjana wap, senjata dan peluru	1.0	0.3	0.6	0.4	2.7	0.2	-0.4	1.2	-0.2	-0.5
25113	Pembuatan pintu, tingkap dan bingkai, penutup tingkap dan pintu pagar daripada logam &	0.7	0.3	2.2	1.7	3.6	-0.4	-0.4	1.5	-0.02	-1.1
25119	Pembuatan produk struktur logam lain	1.7	1.2	-5.1	-2.9	0.1	1.8	0.2	-0.4	0.2	1.0
25120	Pembuatan tangki, takungan dan kontena daripada logam Industri lain	1.7	-0.9	-0.4	-2.4	0.6	1.2	-1.2	1.7	-1.6	0.9
259	Pembuatan lain-lain produk yang direka daripada logam; aktiviti perkhidmatan kerja logam	1.4	-1.8	2.3	0.4	-0.6	1.1	-0.1	0.4	-0.7	0.2
25910	Tempaan, tekanan, hentakan dan bentuk gelekkan logam; serbuk metalurgi	-2.6	-1.6	8.1	-0.01	-2.3	-0.1	-2.9	0.4	-0.2	0.2
25920	Rawatan dan penyalutan logam; menggunakan mesin	5.4	-8.0	-11.4	-0.02	-0.7	1.8	0.1	3.4	-4.5	-1.3
25991	Pembuatan tin untuk produk makanan dan minuman, tiub dan kotak boleh dilipat	3.9	-0.6	8.9	0.7	1.2	4.9	-1.8	0.9	-0.8	0.5
25992	Pembuatan kabel, plaited bands (jalur/pita berpintal) dan artikel seumpamanya daripada logam &	1.9	-1.3	0.9	-1.5	-0.8	2.3	0.1	-0.4	-0.3	0.1
25993	Pembuatan bolt, skru, nat dan produk uliran seumpamanya	-1.5	-7.0	1.1	11.1	-2.3	-0.4	0.1	-1.2	-1.0	0.0
25994	Pembuatan barangan rumah daripada logam	0.9	-0.4	4.0	1.4	-0.3	0.4	0.3	0.3	0.5	0.6
25999	Pembuatan produk lain yang direka daripada logam t.t.t.l. Industri lain	3.8	0.9	-0.2	-1.0	1.5	0.2	4.4	-0.7	-1.2	1.1
261	Pembuatan komponen dan papan elektronik	-3.7	2.4	-0.6	-0.2	-2.4	-1.4	-1.7	-0.6	1.2	0.7
26101	Pembuatan diod, transistor dan alatan semikonduktor yang seumpamanya &	-3.2	1.6	-0.4	0.2	-3.1	-1.5	-1.4	-0.3	1.6	0.1
26102	Pembuatan litar elektronik bersepadu dengan pemasangan mikro	-4.8	3.7	-0.6	-0.6	-2.3	-1.6	-2.3	-1.0	1.0	1.8
26103	Pembuatan kapasitor dan perintang elektrik &	-0.5	0.4	-1.9	-1.1	2.6	0.4	0.1	-0.9	-0.6	0.2
26104	Pembuatan papan litar bercetak &										
26105	Pembuatan komponen paparan										
26109	Pembuatan komponen lain untuk aplikasi elektronik										
262 (26201 & 26202)	Pembuatan komputer dan kelengkapan peranti	0.7	2.0	1.8	2.3	0.4	-0.4	0.3	0.7	-0.3	1.3
263/ 26300	Pembuatan peralatan komunikasi	-0.9	2.1	2.8	0.3	1.0	-0.8	-0.5	0.4	1.1	1.1
264/ 26400	Pembuatan peralatan elektronik pengguna	-1.8	0.7	4.9	0.8	-3.4	-1.8	-0.3	0.3	-1.6	2.5
265	Pembuatan kelengkapan mengukur, menguji, memandu arah dan kawalan; jam tangan dan jam	1.0	4.1	-1.1	0.8	-1.0	0.4	0.4	0.2	0.1	1.7
26511	Pembuatan kelengkapan mengukur, menguji, memandu arah dan kawalan &	0.7	5.1	-2.2	1.4	-0.2	0.5	0.4	-0.2	0.5	1.9
26512	Pembuatan kelengkapan kawalan proses perindustrian	2.1	0.8	2.8	-1.5	-3.9	0.1	0.2	1.7	-1.2	0.9
26520	Pembuatan jam tangan dan jam dan bahagiannya										
266/ 26600	Pembuatan peralatan penyinaran, perubahan elektro dan elektroterapeutik	-3.7	0.2	3.1	1.1	-2.9	-3.4	-0.3	0.02	-0.3	0.3

2025												Group Description/Period
Jun	Jul.	Ogo.	Sep.	Okt.	Nov.	Dis.	Jan.	Feb.	Mac	Apr.	Mei	
0.1	1.6	0.3	0.7	0.4	0.2	-0.3	0.4	-1.1	0.3	1.0	-0.3	Manufacture of non-metallic mineral products
												<i>Manufacture of refractory mortars and concretes</i>
0.3	-0.8	-0.2	1.1	4.1	1.0	-0.2	-1.2	-0.4	0.4	-0.2	-2.7	<i>Manufacture of non-refractory ceramic</i>
-0.1	2.4	2.6	-3.7	-1.7	-1.4	-1.5	-0.5	1.3	-0.8	-0.7	-0.7	<i>Manufacture of other porcelain and ceramic products</i>
-0.5	4.9	-0.1	-0.6	0.7	-0.2	0.3	1.2	-0.3	0.7	-0.3	-0.1	<i>Manufacture of hydraulic cement</i>
0.8	1.9	0.0	1.4	0.8	0.2	0.1	2.1	-6.2	0.4	1.4	0.2	<i>Manufacture of ready-mix and dry-mix concrete and mortars</i>
												<i>Manufacture of precast concrete, cement or artificial stone articles for use in construction</i>
0.7	-0.1	0.1	0.9	0.01	-0.2	-0.4	0.3	0.4	0.4	2.2	-0.8	<i>Manufacture of prefabricated structural components for building or civil engineering of cement, concrete or artificial stone</i>
												<i>Manufacture of other articles of concrete, cement and plaster n.e.c.</i>
-2.7	6.0	3.2	1.8	-0.9	0.8	-0.04	0.04	-0.6	0.02	-0.6	2.72	<i>Manufacture of other non-metallic mineral products n.e.c.</i>
0.9	1.4	-1.9	0.2	-0.2	1.4	-1.4	-0.5	0.7	-0.1	0.8	-0.9	<i>Other industry</i>
0.2	-0.4	0.8	2.2	-0.1	0.03	0.3	0.5	-1.0	-0.2	-0.3	-0.9	Manufacture of basic iron and steel
-0.3	-0.9	-1.2	-0.4	-0.4	-0.2	0.4	0.6	0.4	-0.3	0.5	-0.5	Manufacture of basic precious and other non-ferrous metals
-3.4	4.1	-1.8	0.6	1.3	-0.6	-0.4	3.0	0.4	1.1	-0.1	0.1	Casting of metals
1.0	-0.02	1.1	-0.5	-0.3	-1.6	2.3	0.9	-0.8	2.6	0.2	-0.3	Manufacture of structural metal products, tanks, reservoirs , steam generators , weapons and ammunition
												<i>Manufacture of metal doors, windows and their frames, shutters and gates</i>
1.5	-0.1	3.9	-1.4	0.4	-2.1	3.5	0.5	-0.8	4.0	-0.5	-0.3	<i>Manufacture of other structural metal products</i>
-0.04	0.3	-9.7	4.8	-1.9	-0.3	-0.7	1.3	0.0	-1.2	3.0	-0.2	<i>Manufacture of tanks, reservoirs and containers of metal</i>
-0.2	0.2	0.9	-1.5	-1.9	-0.4	-0.1	2.3	-1.2	-0.5	0.7	-0.5	<i>Other industry</i>
-1.3	0.5	2.2	-0.4	-0.5	-0.2	1.1	0.02	0.1	-0.7	-0.2	-0.2	Manufacture of other fabricated metal products; metal working service activities
												<i>Forging, pressing, stamping and roll-forming of metal; powder metallurgy</i>
-1.7	3.2	3.7	1.0	-0.7	-1.0	1.8	1.2	-0.1	-3.4	1.3	0.1	<i>Treatment and coating of metals; machining</i>
-2.4	-1.3	-9.5	-0.8	-1.4	0.1	1.2	-0.4	0.2	-0.5	-4.8	-1.9	<i>Manufacture of tins and cans for food products, collapsible tubes and boxes</i>
-0.3	1.4	9.1	-1.6	1.6	-1.1	0.3	1.0	0.1	0.1	-0.2	-0.2	<i>Manufacture of metal cable, plaited bands and similar articles</i>
												<i>Manufacture of bolts, screws, nuts and similar threaded products</i>
-1.1	-1.8	3.7	-1.0	-1.1	0.05	-0.4	0.1	-0.4	-0.5	-0.5	-0.1	<i>Manufacture of metal household articles</i>
-6.1	-0.5	-0.3	1.9	1.5	9.5	-0.03	-0.7	-0.2	-1.4	1.1	-2.14	<i>Manufacture of any other fabricated metal products n.e.c.</i>
-1.5	0.1	4.1	-0.2	-0.9	-0.5	2.9	-1.0	0.4	0.4	0.7	0.2	<i>Other industry</i>
1.0	1.7	-0.3	-1.6	-0.1	-0.8	-0.1	-0.2	1.0	0.6	-1.2	0.1	
0.4	-3.3	-0.4	3.2	0.5	-0.2	-0.4	-1.9	-0.8	0.2	1.5	0.7	Manufacture of electronic components and boards
												<i>Manufacture of diodes, transistors and similar semiconductor devices</i>
-0.1	-3.6	-1.3	4.6	0.4	-0.3	0.2	-2.5	-1.6	0.9	1.7	-0.1	<i>Manufacture of electronic integrated circuits micro assemblies</i>
												<i>Manufacture of electrical capacitors and resistors</i>
0.9	-3.4	1.0	1.9	0.7	-0.1	-1.2	-1.6	0.2	-0.8	1.5	1.9	<i>Manufacture of printed circuit boards</i>
												<i>Manufacture of display components</i>
0.8	0.2	-1.5	-0.7	-0.2	-0.3	-0.6	1.2	0.2	1.2	-0.1	-0.3	<i>Manufacture of other components for electronic applications</i>
1.0	-0.5	1.9	0.4	0.8	1.3	0.2	-0.9	0.01	1.3	-0.4	1.5	Manufacture of computers and peripheral equipment
-0.1	-1.5	4.2	0.1	0.7	0.4	-0.7	0.6	-0.2	0.6	0.7	0.4	Manufacture of communication equipment
-0.1	0.4	-0.6	5.2	-0.7	5.2	-3.5	-1.5	-0.5	-1.4	-1.9	2.7	Manufacture of consumer electronics
2.3	-2.6	-1.6	3.2	1.0	0.02	-0.3	-1.0	0.2	-0.2	0.7	-0.1	Manufacture of measuring, testing, navigating and control equipment; watches and clocks
												<i>Manufacture of measuring, testing, navigating and control equipment</i>
2.6	-3.3	-1.8	3.0	1.6	0.02	-0.2	-0.6	0.3	0.1	1.5	0.1	<i>Manufacture of industrial process control equipment</i>
1.0	-0.02	-1.0	3.9	-1.0	-0.01	-0.5	-2.3	-0.2	-1.4	-2.1	-0.9	<i>Manufacture of watches and clocks and parts</i>
0.3	-4.5	4.4	3.4	0.6	0.2	0.2	-2.2	0.2	-0.9	-0.5	-0.3	Manufacture of irradiation, electromedical and electrotherapeutic equipment

Kod Kumpulan Group code	Keterangan Kumpulan/Tempoh	2024				2025	2024				
		Q1	Q2	Q3	Q4	Q1	Jan.	Feb.	Mac	Apr.	Mei
267 (26701 & 26702) & 268 (26800)	Pembuatan peralatan optikal, kelengkapan fotografi, media magnetik dan optikal	-1.0	-2.0	-3.0	-1.3	1.7	-4.0	0.7	2.4	1.3	-2.3
271	Pembuatan motor elektrik, penjana, transformer dan perkakasan pengagihan dan pengawalan elektrik	-1.7	-0.5	4.3	-0.7	-0.2	0.05	-1.7	-0.1	-0.3	0.7
	27101 Pembuatan motor elektrik, penjana dan transformer	0.5	0.6	3.6	-3.5	0.8	-0.1	-0.1	0.7	0.3	0.8
	27102 Pembuatan perkakasan pengagihan dan pengawalan elektrik	-3.3	-1.3	4.8	1.5	-1.0	0.1	-2.8	-0.7	-0.7	0.5
272/ 27200	Pembuatan bateri dan akumulator	1.2	-0.9	-2.5	-1.8	-3.4	0.1	1.3	-0.2	-0.2	0.4
273	Pembuatan pendawaian dan peranti pendawaian	1.9	-1.1	1.4	1.9	2.0	1.9	-0.2	0.2	0.02	0.0
	27310 Pembuatan kabel gentian optikal	-0.04	5.8	-2.4	2.9	1.2	0.1	-0.5	0.4	2.1	1.4
	27320 Pembuatan wayar dan kabel elektronik dan elektrik lain	2.2	-1.6	1.5	2.2	2.1	2.1	-0.2	0.3	-0.1	-0.1
	27330 Pembuatan alatan pendawaian pembawa dan bukan pembawa arus untuk litar elektrik (tanpa mengira jenis bahan)	-0.6	1.6	1.8	-2.2	0.6	0.8	-0.4	-1.1	0.7	0.0
274/ 27400	Pembuatan kelengkapan pencahayaan elektrik	1.9	0.2	1.6	0.9	-7.0	1.1	-2.6	3.5	-2.6	1.0
275/ 27500	Pembuatan perkakasan domestik	4.7	-1.9	-8.5	-1.1	2.5	0.6	-1.1	5.2	-0.6	-0.1
279/ 27900	Pembuatan kelengkapan elektrik lain	-1.0	-0.6	2.2	2.1	-0.3	0.3	-1.0	-0.4	-0.3	0.1
281 & 282	Pembuatan jentera kegunaan umum dan kegunaan khas	1.0	1.3	-0.5	-0.5	0.9	0.8	1.3	-1.0	0.1	-0.7
	28120 Pembuatan alat-alat kuasa bendalir &	-6.1	-1.4	-1.1	-6.9	-1.2	-5.5	-0.1	-0.6	0.3	0.4
	28130 Pembuatan pam, pemampat, kepala paip dan injap lain										
	28180 Pembuatan alatan tangan yang menggunakan kuasa dilengkapkan dengan motor elektrik atau bukan motor elektrik atau pneumatik	0.7	3.6	-4.0	0.9	0.1	1.9	3.0	-4.0	0.4	-0.5
	28220 Pembuatan jentera pembentukan logam dan alatan mesin										
	28192 Pembuatan mesin penyaman udara, termasuk untuk kenderaan bermotor	1.9	-3.5	-0.7	0.6	1.7	2.2	0.1	-0.3	2.4	-5.7
	28290 Pembuatan lain-lain mesin bertujuan khas t.t.t.l. Industri lain	1.2	0.5	0.2	1.4	1.9	0.3	0.5	0.5	-0.6	0.7
		2.0	1.6	1.2	-0.9	1.1	0.9	1.0	-0.03	-0.4	-0.1
291 (29101 & 29102)	Pembuatan kenderaan bermotor	-3.6	-0.6	2.8	-0.2	-3.4	0.1	-0.3	-3.5	0.1	-0.9
292/ 29200	Pembuatan kerangka (coachwork) untuk kenderaan bermotor; pembuatan treler dan semi treler	-3.7	-2.6	12.2	-0.6	-2.4	-1.9	-0.9	-1.0	-0.4	0.1
293/ 29300	Pembuatan alat ganti dan aksesori untuk kenderaan bermotor	-2.6	5.1	-2.1	0.3	-3.4	1.0	-1.0	-2.6	6.7	-0.9
301 (30110 & 30120)	Pembinaan kapal dan bot	-0.7	-1.5	-0.9	1.8	-2.6	0.9	-0.1	-1.5	-1.2	-0.3
302, 303, 304 & 309	Pembuatan lokomotif keretapi, rolling stock, kapal angkasa dan udara, jentera berkaitan, kenderaan tempur ketenteraan, dan kelengkapan pengangkutan t.t.t.l.	1.4	0.8	1.6	-0.7	1.2	1.0	-0.4	0.8	0.1	0.8
	30910 Pembuatan motosikal	1.8	-0.6	4.9	1.1	2.3	-0.4	-0.4	2.6	0.2	-0.6
	30920 Pembuatan basikal dan invalid carriages Industri lain	-5.9	8.9	3.5	2.0	-4.9	-2.3	-2.0	-1.7	0.1	5.0
		1.8	1.2	-1.5	-2.7	0.9	2.5	-0.3	-0.4	0.1	1.7
310	Pembuatan perabot	1.7	-0.1	-0.1	0.2	0.6	0.8	0.5	0.4	2.0	-0.2
	31001 Pembuatan perabot kayu dan rotan Industri lain	1.1	0.2	0.3	0.7	-0.2	0.0	0.4	0.6	2.4	-0.1
		3.9	-0.8	-1.5	-1.3	3.1	3.4	0.6	-0.1	0.5	-0.8
321 (32110 & 32120)	Pembuatan barang kemas, bijouterie dan artikel berkaitan	1.1	-4.6	-5.5	-6.7	3.9	0.5	-2.6	3.2	-1.9	1.2
322, 325 & 329	Pembuatan instrumen muzik, peralatan dan bekalan perubatan dan pergigian dan pembuatan lain t.t.t.l.	0.3	-0.5	3.8	0.1	2.2	-0.5	0.9	-0.1	-0.8	0.01
	32901 Pembuatan alat tulis Industri lain	-1.6	-2.3	6.2	-0.7	0.7	-1.9	0.6	-0.3	0.5	-3.2
		0.8	0.01	3.2	0.4	2.6	-0.1	1.0	-0.01	-1.2	0.9
323/ 32300	Pembuatan barangan sukan	11.5	1.3	-16.9	-2.4	6.9	2.3	0.3	8.7	2.2	0.7
324/ 32400	Pembuatan permainan dan mainan	-0.7	0.2	-1.1	1.6	-0.5	-1.3	0.7	-0.1	-0.6	0.6
331 & 332	Pembaikan pemasangan produk logam, jentera, kelengkapan dan pemasangan jentera perindustrian dan kelengkapan	1.3	-1.5	-0.1	0.5	2.6	1.4	-0.5	0.4	-0.6	0.1
	33150 Pembaikan dan penyelenggaraan kelengkapan pengangkutan kecuali motosikal dan basikal Industri lain	4.2	-1.1	-2.0	-1.4	2.5	3.0	0.5	0.6	0.4	-2.0
		0.8	-1.6	0.3	0.9	2.7	1.1	-0.7	0.4	-0.8	0.5
Jumlah Pembuatan		-0.5	0.3	0.9	0.3	-0.4	-0.1	-0.3	-0.1	0.4	0.2

2025												Group Description/Period
Jun	Jul.	Ogo.	Sep.	Okt.	Nov.	Dis.	Jan.	Feb.	Mac	Apr.	Mei	
-0.9	-2.4	-1.4	0.9	-0.8	-0.2	-0.3	-0.1	0.4	1.4	0.6	0.1	Manufacture of optical instruments, photographic equipment, magnetic and optical media
-0.8	3.9	0.7	-0.3	1.9	-2.4	-0.2	-0.3	0.3	-0.2	-0.6	0.2	Manufacture of electric motors, generators, transformers and electricity distribution and control apparatus
-0.5	0.8	2.9	-0.2	-0.7	-2.5	-0.4	0.3	0.1	0.5	0.1	0.4	Manufacture of electric motors, generators and transformers
-1.1	6.4	-1.0	-0.5	4.0	-2.3	0.0	-0.7	0.5	-0.8	-1.1	0.1	Manufacture of electricity distribution and control apparatus
-1.1	-1.3	0.5	-1.7	-0.2	-0.4	-1.2	3.2	-0.7	-5.7	-0.6	-0.7	Manufacture of batteries and accumulators
-1.1	-0.9	2.0	0.3	2.2	-0.1	-0.2	1.4	0.2	0.3	1.4	-1.1	Manufacture of wiring and wiring devices
2.1	-1.9	-0.8	0.2	2.3	0.5	0.1	0.01	0.9	0.2	1.0	1.7	Manufacture of fibre optic cables
-1.4	-0.6	1.8	0.4	2.4	0.1	-0.3	1.6	0.2	0.3	1.5	-1.2	Manufacture of other electronic and electric wires and cables
0.9	-4.2	6.7	-0.4	0.0	-3.7	1.5	0.0	0.0	0.6	-0.9	-0.3	Manufacture of current-carrying and non current-carrying wiring devices for electrical circuits regardless of material
1.9	2.1	-0.6	0.1	1.0	0.1	-0.2	-2.7	-2.8	-1.7	-0.2	-0.4	Manufacture of electric lighting equipment
-1.2	-2.1	-1.8	-4.7	-0.3	-0.8	-0.03	1.6	-0.2	1.0	0.4	0.00	Manufacture of domestic appliances
-0.4	-0.6	2.6	0.2	0.4	1.2	0.5	0.3	-0.4	-0.1	-0.2	-0.1	Manufacture of other electrical equipment
1.9	0.2	-0.2	-0.4	0.2	0.3	-1.0	0.4	1.6	-1.1	0.2	-1.2	Manufacture of general-purpose and special-purpose machinery
-2.0	0.6	0.1	-1.8	1.3	-0.9	-7.3	-0.3	0.1	-0.9	0.1	1.0	Manufacture of fluid power equipment
3.8	-1.0	-1.6	-1.5	0.8	1.2	-1.1	1.8	2.9	-4.4	0.3	-4.3	Manufacture of other pumps, compressors, taps and valves
-0.1	-1.3	-1.0	1.6	0.3	-0.1	0.3	-0.3	2.3	-0.2	-0.4	-0.4	Manufacture of power-driven hand tools with self-contained electric or non-electric motor or pneumatic drives
0.4	0.4	-1.7	1.6	1.0	0.3	0.1	2.1	0.01	-0.1	-0.7	0.4	Manufacture of metal-forming machinery and machine tools
2.1	0.9	0.7	-0.5	-0.4	0.1	-0.5	-0.3	1.3	0.1	0.5	-0.4	Manufacture of air-conditioning machines, including for motor vehicles
0.2	1.9	1.9	-1.0	2.2	-0.2	-2.2	-0.2	0.7	-3.9	0.7	-2.3	Manufacture of other special-purpose machinery
-2.4	1.3	11.1	-0.2	-2.2	0.5	1.1	-0.5	0.1	-2.0	-0.7	0.7	Other industry
-0.6	0.6	-2.4	-0.3	0.9	-1.1	0.5	-0.1	-0.7	-2.7	6.9	-0.9	Manufacture of motor vehicles
-0.01	-0.6	-0.5	0.2	-0.8	-0.3	2.9	1.3	-2.4	-1.5	-0.1	0.4	Manufacture of bodies (coachwork) for motor vehicles; manufacture of trailers and semi-trailers
-0.2	2.8	-2.8	1.7	-1.3	1.1	-0.5	0.3	0.4	0.5	-0.5	0.7	Manufacture of parts and accessories for motor vehicles
-0.1	7.1	-5.7	3.8	-1.5	2.4	0.2	-0.6	-0.2	3.2	-0.4	1.2	Building of ships and boats
3.6	1.8	1.4	0.3	1.2	1.1	-0.3	-2.7	-0.3	-2.0	-0.8	3.2	Manufacture of railway locomotives, rolling stock, air and spacecraft, related machinery, military fighting vehicles and transport equipment n.e.c
-0.7	-0.8	-0.6	-0.01	-1.4	-0.1	-1.2	1.6	1.1	-1.8	-0.6	0.0	Manufacture of motorcycles
-1.8	-1.0	0.9	-0.02	1.0	-1.0	0.3	0.2	0.6	-0.2	1.8	0.0	Manufacture of bicycles and invalid carriages
-2.2	-1.3	1.8	-0.1	1.2	-1.0	0.5	-0.1	0.7	-0.7	1.7	0.4	Other industry
-0.4	0.2	-1.8	0.2	0.5	-1.1	-0.7	1.2	0.5	1.3	2.2	-1.3	Manufacture of furniture
-3.9	-4.6	0.3	-1.2	1.2	0.0	-7.9	-0.4	0.4	3.9	-2.3	-0.8	Manufacture of wooden and cane furniture
0.3	3.4	0.03	0.4	0.2	0.1	-0.2	0.3	1.7	0.2	-0.7	-0.9	Other industry
0.4	1.5	4.1	0.6	-1.0	0.1	0.2	0.1	0.8	-0.3	0.2	0.6	Manufacture of musical instruments, medical and dental instruments and supplies and other manufacturing n.e.c.
0.3	3.9	-1.0	0.3	0.6	0.1	-0.3	0.3	2.0	0.3	-1.0	-1.3	Manufacture of stationery
-1.6	0.5	-16.5	-1.1	-1.3	-0.6	-0.6	1.2	0.1	5.6	0.0	-0.4	Other industry
0.2	0.4	-0.2	-1.4	2.0	0.2	-0.6	-0.6	0.6	-0.6	-0.6	-0.2	Manufacture of sports goods
-0.9	1.1	0.8	-1.9	0.7	-0.7	0.6	1.9	0.5	0.2	-0.4	0.6	Manufacture of games and toys
0.6	0.7	0.2	-2.9	-2.0	0.4	0.1	2.6	0.7	-0.8	0.5	1.7	Repair of fabricated metal products, machinery and equipment and installation of industrial machinery and equipment
-1.3	1.2	0.9	-1.8	1.2	-0.9	0.6	1.8	0.5	0.4	-0.6	0.4	Repair and maintenance of transport equipment except motorcycles and bicycles
-0.3	-0.01	0.4	0.5	0.4	0.1	-0.1	-0.2	-0.1	-0.2	0.5	-0.1	Other industry
												Total Manufacturing

Jadual **1.6a** : Gaji dan Upah yang Dibayar Sektor Pembuatan Mengikut Kumpulan
 Table : *Salaries and Wages Paid of Manufacturing Sector by Group*

Kod Kumpulan Group code	Keterangan Kumpulan/Tempoh	2023	2024	2024	
				Q1	Q2
101	Pemprosesan dan pengawetan daging	426	427	103	104
102	Pemprosesan dan pengawetan ikan, krustasea dan moluska	476	478	118	116
	10201 Pengetinan ikan, krustasea dan moluska				
	&	385	376	93	92
	10202 Pemprosesan dan pengawetan ikan, krustasea dan moluska				
	Industri lain	91	102	25	24
103	Pemprosesan dan pengawetan buah-buahan dan sayur - sayuran	224	215	56	55
	10303 Pengetinan nanas				
	&	15	15	4	4
	10304 Pembuatan jem, marmalad dan sajian jeli				
	Industri lain	208	201	53	52
104	Pembuatan minyak dan lemak daripada sayuran dan haiwan	3,192	3,413	827	852
	10404 Pembuatan minyak sayuran mentah dan bertapis				
	&	218	224	54	54
	10406 Pembuatan sebatian lemak masakan				
	10405 Pembuatan minyak kelapa	115	121	30	30
	Industri lain	2,859	3,067	742	768
105	Pembuatan produk tenusu	922	1,003	247	247
	10502 Pembuatan susu pekat, tepung dan sejat				
	Industri lain	814	891	220	218
		107	112	27	29
106	Pembuatan produk bijian, kanji dan produk berkanji	384	350	90	86
	10611 Pengilangan beras	186	172	45	43
	10613 Pengilangan tepung	173	153	39	36
	Industri lain	25	24	6	6
107	Pembuatan produk makanan lain	4,498	4,620	1,155	1,124
	10711 Pembuatan biskut dan cookies	429	454	107	109
	10712 Pembuatan roti, kek dan produk bakeri lain	995	1,029	249	253
	10713 Pembuatan produk snek	250	285	69	70
	10721 Pembuatan gula	71	78	19	19
	10731 Pembuatan produk koko	97	96	23	25
	10732 Pembuatan coklat dan produk coklat				
	&	405	395	104	94
	10733 Pembuatan konfeksi gula				
	10793 Pembuatan sos dan bahan perasa	429	518	130	121
	10799 Pembuatan produk makanan lain t.t.t.l.	564	534	139	130
	Industri lain	1,258	1,230	315	304
108/ 10800	Pembuatan makanan haiwan tersedia	1,141	1,137	279	271
110	Pembuatan minuman ringan	573	615	151	149
	11041 Pembuatan minuman ringan	408	436	105	105
	11042 Pengeluaran air mineral semulajadi dan minuman lain yang dibotolkan	128	132	34	32
	Industri lain	36	47	12	12
120/ 12000	Pembuatan produk tembakau	66	66	17	15
131	Pemintalan, penenunan dan penyiapan tekstil	345	355	85	89
	13110 Penyediaan dan pemintalan gentian tekstil				
	&	238	248	59	62
	13120 Penenunan tekstil				
	13132 Pewarnaan, pelunturan, percetakan dan penyiapan akhir benang dan fabrik	98	98	24	24
	Industri lain	9	8	2	2
139	Pembuatan tekstil lain	361	365	91	91
	13910 Pembuatan fabrik dikait dan dikrusye	100	96	24	25
	Industri lain	261	268	67	66
141	Pembuatan pakaian, kecuali pakaian berbulu	939	948	245	233
	14102 Pembuatan pakaian	636	670	174	163
	Industri lain	303	278	71	71
142 & 143	Pembuatan artikel daripada kulit bulu dan pakaian yang dikait dan dikrusye	25	26	6	6
151 (15110 & 15120)	Penyamakan dan pembersihan kulit, pembuatan bagasi, beg tangan, pelana dan abah-abah pembersihan dan pewarnaan bulu	129	136	32	34
152	Pembuatan kasut	214	218	56	53
	15201 Pembuatan kasut kulit				
	&	149	141	36	35
	15203 Pembuatan kasut getah				
	Industri lain	65	77	20	18
161/ 16100	Pengilangan dan pengetaman kayu	526	562	136	136

		2025	2024	2025	Group Description/Period
Q3	Q4	Q1	(Jan. - Mei)	(Jan. - Mei)	
108	113	114	172	195	Processing and preserving of meat
122	122	120	195	199	Processing and preserving of fish, crustaceans and molluscs
96	96	96	154	160	Canning of fish, crustaceans and molluscs
27	26	25	41	40	Processing, curing and preserving of fish, crustacean and molluscs
53	50	52	93	86	Other industry
4	4	4	6	6	Processing and preserving of fruits and vegetable
50	47	48	87	80	Pineapple canning
850	884	879	1,397	1,459	Manufacture of jams, marmalades and table jellies
57	59	65	90	104	Other industry
31	30	33	51	55	Manufacture of vegetable and animal oils and fats
762	795	782	1,256	1,300	Manufacture of crude and refined vegetable oil
247	262	266	413	445	Manufacture of compound cooking fats
220	233	236	367	394	Manufacture of coconut oil
28	28	30	46	50	Other industry
86	88	93	147	151	Manufacture of dairy products
43	42	44	74	72	Manufacture of condensed, powdered and evaporated milk
38	40	43	63	69	Other industry
6	6	6	10	10	Manufacture of grain mill products, starches and starch products
1,149	1,192	1,169	1,905	1,933	Rice milling
118	120	114	179	192	Flour milling
260	268	256	418	427	Other industry
71	73	76	116	124	Manufacture of other food products
18	22	20	32	34	Manufacture of biscuits and cookies
25	24	26	40	42	Manufacture of bread, cakes and other bakery products
93	104	104	167	167	Manufacture of snack products
129	139	133	211	221	Manufacture of sugar
128	137	128	226	212	Manufacture of cocoa products
307	305	312	518	514	Manufacture of chocolate and chocolate products
285	303	271	458	455	Manufacture of sugar confectionery
149	166	164	250	270	Manufacture of sauces and condiments
105	121	116	175	190	Manufacture of other food products n.e.c.
33	33	36	56	59	Other industry
11	12	12	20	21	Manufacture of prepared animal feeds
16	18	17	27	28	Manufacture of soft drinks
90	92	88	144	148	Manufacture of other soft drinks
63	64	61	100	103	Production of natural mineral waters and other bottled waters
24	26	25	40	42	Other industry
2	2	2	4	4	Manufacture of tobacco products
91	92	91	152	153	Manufacture of tobacco products
24	23	22	41	37	Spinning, weaving and finishing of textiles
67	68	69	111	116	Preparation and spinning of textile fibres
227	243	247	403	406	Weaving of textiles
159	175	184	284	301	Dyeing, bleaching, printing and finishing of yarns and fabrics
68	69	63	119	105	Other industry
6	6	7	11	11	Manufacture of other textiles
34	36	36	54	60	Manufacture of knitted and crocheted fabrics
53	57	57	92	93	Other industry
34	36	36	60	60	Manufacture of wearing apparel, except fur apparel
19	21	21	32	34	Manufacture of clothings
143	148	144	227	241	Other industry
					Manufacture of articles of fur, knitted and crocheted apparel
					Tanning and dressing of leather; manufacture of luggage, handbags, saddlery and harness; dressing and dyeing of fur
					Manufacture of footwear
					Manufacture of leather footwear
					Manufacture of rubber footwear
					Other industry
					Sawmilling and planning of wood

Jadual **1.6a** : Gaji dan Upah yang Dibayar Sektor Pembuatan Mengikut Kumpulan (samb.)
 Table : *Salaries and Wages Paid of Manufacturing Sector by Group (cont.)*

Kod Kumpulan Group code	Keterangan Kumpulan/Tempoh	2024						
		Jan.	Feb.	Mac	Apr.	Mei	Jun	Jul.
101	Pemprosesan dan pengawetan daging	36	34	34	34	35	35	35
102	Pemprosesan dan pengawetan ikan, krustasea dan moluska	40	39	39	38	39	39	40
	10201 Pengetinan ikan, krustasea dan moluska							
	&							
	10202 Pemprosesan dan pengawetan ikan, krustasea dan moluska	31	31	30	30	31	31	31
	Industri lain	8	8	8	8	8	8	9
103	Pemprosesan dan pengawetan buah-buahan dan sayur - sayuran	19	18	19	19	18	18	19
	10303 Pengetinan nanas							
	&							
	10304 Pembuatan jem, marmalad dan sajian jeli	1	1	1	1	1	1	1
	Industri lain	18	17	18	18	17	17	18
104	Pembuatan minyak dan lemak daripada sayuran dan haiwan	278	279	270	283	287	282	289
	10404 Pembuatan minyak sayuran mentah dan bertapis							
	&							
	10406 Pembuatan sebatian lemak masakan	18	18	18	18	18	18	19
	10405 Pembuatan minyak kelapa	10	10	10	10	10	10	10
	Industri lain	250	251	241	254	259	254	261
105	Pembuatan produk tenusu	90	76	81	84	83	80	86
	10502 Pembuatan susu pekat, tepung dan sejat	81	67	72	75	73	71	77
	Industri lain	9	9	9	9	10	10	9
106	Pembuatan produk bijian, kanji dan produk	33	28	29	29	29	28	29
	10611 Pengilangan beras	15	15	15	14	14	14	14
	10613 Pengilangan tepung	15	12	12	12	12	12	12
	Industri lain	2	2	2	2	2	2	2
107	Pembuatan produk makanan lain	394	382	379	375	375	374	373
	10711 Pembuatan biskut dan cookies	37	35	35	36	37	36	39
	10712 Pembuatan roti, kek dan produk bakeri lain	84	85	80	85	84	84	82
	10713 Pembuatan produk snek	23	23	23	23	23	24	24
	10721 Pembuatan gula	6	7	6	6	6	6	6
	10731 Pembuatan produk koko	8	7	7	9	8	8	8
	10732 &							
	10733 Pembuatan coklat dan produk coklatPembuatan konfeksi gula	36	34	34	32	31	31	31
	10793 Pembuatan sos dan bahan perasa	41	42	47	42	40	40	40
	10799 Pembuatan produk makanan lain t.t.t.l.	51	43	44	43	43	43	41
	Industri lain	108	105	102	100	102	101	102
108/10800	Pembuatan makanan haiwan tersedia	100	91	88	89	90	92	91
110	Pembuatan minuman ringan	51	50	50	51	49	49	49
	11041 Pembuatan minuman ringan	36	35	35	36	34	35	35
	11042 Pengeluaran air mineral semulajadi dan minuman lain yang dibotolkan	12	11	11	11	10	10	10
	Industri lain	4	4	4	4	4	4	4
120/12000	Pembuatan produk tembakau	6	6	6	5	5	5	5
131	Pemintalan, penenunan dan penyiapan tekstil	30	28	28	29	30	30	30
	13110 &							
	13120 Penyediaan dan pemintalan gentian tekstilPenenunan tekstil	21	19	19	20	21	21	21
	13132 Pewarnaan, pelunturan, percetakan dan penyiapan akhir benang dan fabrik	8	8	8	8	8	8	8
	Industri lain	1	1	1	1	1	1	1
139	Pembuatan tekstil lain	31	30	31	30	31	30	30
	13910 Pembuatan fabrik dikait dan dikrusye	8	8	8	8	8	8	8
	Industri lain	23	22	23	22	22	22	22
141	Pembuatan pakaian, kecuali pakaian berbulu	85	80	80	80	79	75	76
	14102 Pembuatan pakaian	61	56	57	56	55	52	53
	Industri lain	25	23	23	24	24	23	22
142 & 143	Pembuatan artikel daripada kulit bulu dan pakaian yang dikait dan dikrusye	2	2	2	2	2	2	2
151 (15110 & 15120)	Penyamakan dan pembersihan kulit, pembuatan bagasi, beg tangan, pelana dan abah-abah pembersihan dan pewarnaan bulu	11	10	11	11	11	11	11
152	Pembuatan kasut	19	19	18	18	18	17	17
	15201 Pembuatan kasut kulit							
	&							
	15203 Pembuatan kasut getah	12	12	12	12	12	12	11
	Industri lain	7	6	6	6	6	6	6
161/16100	Pengilangan dan pengetaman kayu	44	46	46	46	45	45	48

2025										Group Description/Period
Ogo.	Sep.	Okt.	Nov.	Dis.	Jan.	Feb.	Mac	Apr.	Mei	
35	37	37	37	38	40	36	39	40	41	Processing and preserving of meat
41	42	41	40	41	41	40	40	39	40	Processing and preserving of fish, crustaceans and molluscs
32	33	32	32	32	32	32	32	32	32	<i>Canning of fish, crustaceans and molluscs</i>
9	9	9	9	9	9	8	8	8	7	<i>Processing, curing and preserving of fish, crustacean and molluscs</i>
17	17	17	17	17	17	17	17	17	17	Processing and preserving of fruits and vegetable
1	1	1	1	1	1	1	1	1	1	<i>Pineapple canning</i>
16	16	16	16	15	16	16	16	16	16	<i>Manufacture of jams, marmalades and table jellies</i>
278	283	285	283	316	296	297	286	287	293	Manufacture of vegetable and animal oils and fats
19	19	20	19	20	22	21	21	20	20	<i>Manufacture of crude and refined vegetable oil</i>
10	10	10	10	10	11	11	11	11	12	<i>Manufacture of compound cooking fats</i>
248	254	255	253	287	263	266	254	256	261	<i>Manufacture of coconut oil</i>
80	82	83	84	95	98	83	84	90	89	Manufacture of dairy products
70	73	73	75	85	87	74	75	80	79	<i>Manufacture of condensed, powdered and evaporated milk</i>
10	9	9	9	10	11	10	9	10	10	<i>Other industry</i>
28	29	28	28	32	32	32	29	29	29	Manufacture of grain mill products, starches and starch products
14	14	14	14	14	15	15	15	14	14	<i>Rice milling</i>
12	13	12	12	16	16	15	12	13	13	<i>Flour milling</i>
2	2	2	2	2	2	2	2	2	2	<i>Other industry</i>
382	394	388	394	409	393	389	386	381	383	Manufacture of other food products
39	40	40	40	40	38	37	40	38	39	<i>Manufacture of biscuits and cookies</i>
87	90	85	91	92	87	88	81	86	86	<i>Manufacture of bread, cakes and other bakery products</i>
24	24	24	24	25	25	25	26	24	24	<i>Manufacture of snack products</i>
6	6	7	7	8	6	7	7	7	7	<i>Manufacture of sugar</i>
8	9	8	8	8	9	8	8	9	8	<i>Manufacture of cocoa products</i>
30	32	33	34	37	35	36	34	32	31	<i>Manufacture of chocolate and chocolate products</i>
43	46	44	45	50	43	43	47	44	44	<i>Manufacture of sugar confectionery</i>
42	45	44	46	47	46	42	40	42	42	<i>Manufacture of sauces and condiments</i>
102	102	102	100	103	104	104	104	100	102	<i>Manufacture of other food products n.e.c.</i>
98	96	98	97	107	96	88	87	95	90	Manufacture of prepared animal feeds
49	51	52	55	59	56	54	55	54	52	Manufacture of beverages
34	37	37	40	44	39	38	38	38	36	<i>Manufacture of soft drinks</i>
11	11	11	11	11	12	12	12	12	11	<i>Production of natural mineral waters and other bottled waters</i>
4	4	4	4	4	4	4	4	4	4	<i>Other industry</i>
5	5	6	5	7	6	6	6	5	5	Manufacture of tobacco products
30	30	30	30	31	31	29	29	30	30	Spinning, weaving and finishing of textiles
21	21	21	21	22	22	20	20	20	21	<i>Preparation and spinning of textile fibres</i>
8	8	8	9	9	8	8	8	8	8	<i>Weaving of textiles</i>
1	1	1	1	1	1	1	1	1	1	<i>Dyeing, bleaching, printing and finishing of yarns and fabrics</i>
30	31	30	31	31	31	30	30	30	31	Manufacture of other textiles
8	8	8	8	8	7	7	7	7	8	<i>Manufacture of knitted and crocheted fabrics</i>
22	23	23	23	23	23	23	23	23	24	<i>Other industry</i>
74	77	76	80	87	84	81	81	80	79	Manufacture of wearing apparel, except fur apparel
52	54	53	57	64	63	61	60	59	58	<i>Manufacture of clothings</i>
22	23	23	23	23	21	21	21	21	21	<i>Other industry</i>
2	2	2	2	2	2	2	2	2	2	Manufacture of articles of fur, knitted and crocheted apparel
11	12	12	12	12	12	12	12	12	12	Tanning and dressing of leather; manufacture of luggage, handbags, saddlery and harness; dressing and dyeing of fur
17	18	19	19	19	19	19	18	18	18	Manufacture of footwear
11	12	12	12	12	12	12	12	12	12	<i>Manufacture of leather footwear</i>
6	7	7	7	7	7	7	7	7	6	<i>Manufacture of rubber footwear</i>
47	48	49	49	49	47	49	47	49	48	<i>Other industry</i>
47	48	49	49	49	47	49	47	49	48	Sawmilling and planning of wood

Jadual **1.6a** : Gaji dan Upah yang Dibayar Sektor Pembuatan Mengikut Kumpulan
 Table : *Salaries and Wages Paid of Manufacturing Sector by Group*

Kod Kumpulan Group code	Keterangan Kumpulan/Tempoh	2023	2024	2024	
				Q1	Q2
162	Pembuatan produk daripada kayu, gabus, jerami dan bahan jalinan lain	2,184	2,233	558	553
16211	Pembuatan kepingan venier dan papan lapis	1,042	1,086	265	268
16212	Pembuatan papan partikel dan papan gentian	323	309	87	76
16221	Pertukangan kayu untuk jurubina	478	476	114	117
	Industri lain	341	362	92	92
170	Pembuatan kertas dan produk kertas	2,148	2,162	554	526
17010	Pembuatan pulpa, kertas dan kertas tebal	241	235	64	58
17020	Pembuatan kertas gelugur dan kertas tebal dan bekas daripada kertas dan kertas tebal	916	922	236	226
17091	Pembuatan sampul surat dan kad surat	53	57	14	13
17092	Pembuatan kertas kegunaan rumah dan pembersih peribadi	396	415	109	99
17093	Pembuatan kertas bergam atau pelekat yang berjalur atau bergulung dan label dan kertas dinding	248	231	57	55
	Industri lain	293	302	75	74
181 & 182	Percetakan, aktiviti perkhidmatan berkaitan percetakan dan penerbitan semula media rakaman	2,382	2,497	623	636
18110	Percetakan	2,015	2,097	524	538
18120	Aktiviti perkhidmatan berkaitan percetakan &	368	400	98	98
18200	Penerbitan semula media rakaman				
192 (19201 & 19202)	Pembuatan produk petroleum bertapis	2,502	2,526	682	571
201	Pembuatan kimia asas, baja dan sebatian nitrogen, plastik dan getah sintetik dalam bentuk primer	3,220	3,031	770	726
20111	Pembuatan gas perindustrian atau perubatan bukan organik dalam bentuk cecair atau mampat	359	331	84	75
20112 & 20113	Pembuatan kimia organik asas & Pembuatan sebatian bukan organik	1,628	1,335	344	326
20121 & 20129	Pembuatan baja & Pembuatan produk campuran nitrogen	287	264	68	64
20131	Pembuatan plastik dalam bentuk primer	840	1,002	247	236
	Industri lain	107	100	27	26
202 & 203	Pembuatan produk kimia lain dan serat buatan manusia	2,710	2,812	730	686
20210	Pembuatan racun perosak dan produk agrokimia lain	303	358	83	90
20221	Pembuatan cat, varnis dan penyadur dan mastik	419	449	119	114
20222	Pembuatan dakwat cetak	211	171	46	44
20231 & 20232	Pembuatan sabun dan bahan pencuci, penyediaan membersihkan dan mengilat & Pembuatan pewangi dan penyediaan dandanan diri	896	881	230	214
20291 & 20292	Pembuatan plat fotografi, filem, sensitized paper dan other sensitized unexposed materials & Pembuatan dakwat menulis dan melukis	848	927	245	218
20299	Pembuatan produk kimia lain t.t.t.l.				
	Industri lain	32	26	6	6
210	Pembuatan produk farmaseutikal, kimia perubatan dan botani	804	811	191	198
21001	Pembuatan bahan aktif ubat-ubatan untuk digunakan oleh bidang farmakologi dalam pembuatan ubat-ubatan	624	618	146	152
	Industri lain	180	193	45	46
221	Pembuatan produk getah	4,036	4,014	961	987
22111	Pembuatan tayar getah untuk kenderaan	480	360	103	87
22112	Pembuatan bunga tayar yang boleh ditukar ganti dan tayar celup	131	160	36	40
22191 & 22193	Pembuatan produk lain daripada getah asli atau sintetik, tidak divulkan, divulkan atau dikeraskan & Pengilangan semula getah dan prosesan susu getah	769	826	193	203
22192	Pembuatan sarung tangan getah	1,974	2,050	470	503
22199	Pembuatan produk getah lain yang t.t.t.l.	683	618	159	154
222	Pembuatan produk plastik	8,102	8,291	2,010	2,093
22201 & 22202	Pembuatan produk plastik separa siap & Pembuatan produk plastik siap	2,748	2,511	643	634
22203	Pembuatan artikel plastik untuk pembungkusan barangan	2,207	2,294	528	578
22204	Pembuatan barangan plastik jurubina	119	119	31	30
22205	Pembuatan pinggan mangkuk, peralatan dapur dan barangan tandas daripada plastik	584	639	148	156
22209	Pembuatan pelbagai produk plastik t.t.t.l.	2,444	2,728	660	696
231 (23101 & 23102 & 23109)	Pembuatan kaca dan produk kaca	921	945	230	243

		2025	2024	2025	Group Description/Period
Q3	Q4	Q1	(Jan. - Mei)	(Jan. - Mei)	
559	563	568	929	945	Manufacture of products of wood, cork, straw and plaiting materials
279	273	267	445	442	Manufacture of veneer sheets and plywood
71	75	75	139	124	Manufacture of particle board and fibreboard
121	124	135	191	226	Manufacture of builders' carpentry
87	90	91	154	152	Other industry
529	553	556	904	911	Manufacture of paper and paper products
54	59	59	104	97	Manufacture of pulp, paper and paperboard
228	232	244	385	400	Manufacture of corrugated paper and paperboard and of containers of paper and paperboard
15	15	15	23	24	Manufacture of envelopes and letter-card
100	106	104	176	170	Manufacture of household and personal hygiene paper
58	60	59	94	97	Manufacture of gummed or adhesive paper in strips or rolls and labels and wall paper
73	80	74	124	123	Other industry
613	626	638	1,046	1,072	Printing, service activities related to printing and reproduction of recorded media
512	523	527	882	892	Printing
101	102	111	163	180	Service activities related to printing
					Reproduction of recorded media
597	675	692	1,055	1,072	Manufacture of refined petroleum products
750	784	802	1,256	1,315	Manufacture of basic chemicals, fertilizer and nitrogen compounds, plastics and synthetic rubber in primary forms
87	85	105	134	171	Manufacture of liquefied or compressed inorganic industrial or medical gases
					Manufacture of basic organic chemicals
315	349	347	564	574	Manufacture of inorganic compounds
					Manufacture of fertilizers
69	63	66	111	114	Manufacture of associated nitrogen products
255	264	256	403	411	Manufacture of plastics in primary forms
24	23	28	44	46	Other industry
690	706	720	1,191	1,159	Manufacture of other chemical products and man-made fibres
89	96	111	143	189	Manufacture of pesticides and other agrochemical products
110	106	114	194	185	Manufacture of paints, varnishes and similar coatings ink and mastics
40	41	42	76	70	Manufacture of printing ink
					Manufacture of soap and detergents, cleaning and polishing preparations
217	219	219	373	347	Manufacture of perfumes and toilet preparations
					Manufacture of photographic plates, films, sensitized paper and other sensitized unexposed materials
227	238	227	394	357	Manufacture of writing and drawing ink
					Manufacture of other chemical products n.e.c.
7	6	7	10	11	Other industry
204	218	193	324	329	Manufacture of pharmaceuticals, medicinal chemical and botanical products
154	165	140	248	239	Manufacture of medicinal active substances to be used for their pharmacological properties in the manufacture of medicaments
50	53	53	75	90	Other industry
1,048	1,017	982	1,602	1,628	Manufacture of rubber products
87	83	83	159	131	Manufacture of rubber tyres for vehicles
42	41	43	63	70	Manufacture of interchangeable tyre treads and retreading rubber tyres
					Manufacture of other products of natural or synthetic rubber, unvulcanized, vulcanized or hardened
210	220	236	327	391	Rubber remilling and latex processing
553	524	484	789	807	Manufacture of rubber gloves
156	149	137	263	228	Manufacture of other rubber products n.e.c.
2,079	2,110	2,036	3,419	3,450	Manufacture of plastics products
599	635	650	1,073	1,100	Manufacture of semi-manufactures of plastic products
					Manufacture of finished plastic products
593	596	609	919	1,058	Manufacture of plastic articles for the packing of goods
28	30	31	51	53	Manufacture of builders' plastics ware
163	171	140	251	234	Manufacture of plastic tableware, kitchenware and toilet articles
695	677	606	1,124	1,004	Manufacture of diverse plastic products n.e.c.
239	232	220	392	373	Manufacture of glass and glass products

Jadual Table **1.6a** : Gaji dan Upah yang Dibayar Sektor Pembuatan Mengikut Kumpulan (samb.)
: *Salaries and Wages Paid of Manufacturing Sector by Group (cont.)*

Kod Kumpulan Group code	Keterangan Kumpulan/Tempoh	2024						
		Jan.	Feb.	Mac	Apr.	Mei	Jun	Jul.
162	Pembuatan produk daripada kayu, gabus, jerami dan bahan jalinan lain	189	185	183	185	186	182	188
16211	Pembuatan kepingan venier dan papan lapis	91	88	86	89	91	89	93
16212	Pembuatan papan partikel dan papan gentian	29	29	29	26	26	24	24
16221	Pertukangan kayu untuk jurubina	38	38	38	39	39	39	41
	Industri lain	31	30	31	31	30	30	29
170	Pembuatan kertas dan produk kertas	184	186	183	176	174	175	174
17010	Pembuatan pulpa, kertas dan kertas tebal	21	22	22	21	19	18	18
17020	Pembuatan kertas gelugur dan kertas tebal dan bekas daripada kertas dan kertas tebal	80	78	78	75	74	77	74
17091	Pembuatan sampul surat dan kad surat	5	4	5	5	4	4	5
17092	Pembuatan kertas kegunaan rumah dan pembersih peribadi	35	38	36	33	34	33	35
17093	Pembuatan kertas bergam atau pelekat yang berjalur atau bergulung dan label dan kertas dinding	19	19	19	18	18	19	19
	Industri lain	25	25	25	24	25	25	24
181 & 182	Percetakan, aktiviti perkhidmatan berkaitan percetakan dan penerbitan semula media rakaman	204	210	209	209	214	213	210
18110	Percetakan	170	178	177	178	180	180	176
18120 &	Aktiviti perkhidmatan berkaitan percetakan	34	33	32	31	34	33	33
18200	Penerbitan semula media rakaman							
192 (19201 & 19202)	Pembuatan produk petroleum bertapis	216	216	250	188	185	198	194
201	Pembuatan kimia asas, baja dan sebatian nitrogen, plastik dan getah sintetik dalam bentuk primer	260	250	260	252	234	241	246
20111	Pembuatan gas perindustrian atau perubatan bukan organik dalam bentuk cecair atau mampat	28	28	28	25	25	25	28
20112 &	Pembuatan kimia organik asas	116	113	116	119	101	107	104
20113	Pembuatan sebatian bukan organik							
20121 & 20129	Pembuatan bajaPembuatan produk campuran nitrogen	23	21	24	22	21	21	22
20131	Pembuatan plastik dalam bentuk primer	84	79	84	77	79	80	84
	Industri lain	10	9	8	10	8	8	8
202 & 203	Pembuatan produk kimia lain dan serat buatan manusia	233	248	250	239	222	226	229
20210	Pembuatan racun perosak dan produk agrokimia lain	26	27	30	30	30	31	29
20221	Pembuatan cat, varnis dan penyadur dan mastik	37	44	38	39	37	38	38
20222	Pembuatan dakwat cetak	15	16	15	16	14	14	14
20231 &	Pembuatan sabun dan bahan pencuci, penyediaan pembersih dan mengilat	70	79	82	72	71	72	72
20232	Pembuatan pewangi dan penyediaan dandanan diri							
20291 &	Pembuatan plat fotografi, filem, sensitized paper dan other sensitized unexposed materials	82	81	83	80	68	69	74
20292 &	Pembuatan dakwat menulis dan melukis							
20299	Pembuatan produk kimia lain t.t.t.l.	2	2	2	2	2	2	2
	Industri lain							
210	Pembuatan produk farmaseutikal, kimia perubatan dan botani	66	62	63	68	65	65	67
21001	Pembuatan bahan aktif ubat-ubatan untuk digunakan oleh bidang farmakologi dalam pembuatan	51	47	48	53	49	50	51
	Industri lain	15	15	15	16	15	15	16
221	Pembuatan produk getah	325	318	318	315	326	347	340
22111	Pembuatan tayar getah untuk kenderaan	40	33	30	28	28	30	29
22112	Pembuatan bunga tayar yang boleh ditukar ganti dan tayar celup	12	11	14	13	14	14	14
22191 &	Pembuatan produk lain daripada getah asli atau sintetik, tidak divulkan, divulkan atau dikeraskan	66	60	67	66	68	69	70
22193	Pengilangan semula getah dan prosesan susu getah							
22192	Pembuatan sarung tangan getah	155	160	155	156	163	184	174
22199	Pembuatan produk getah lain yang t.t.t.l.	53	54	52	52	52	50	53
222	Pembuatan produk plastik	678	663	668	702	707	683	696
22201 &	Pembuatan produk plastik separa siap	220	221	202	214	216	204	193
22202	Pembuatan produk plastik siap							
22203	Pembuatan artikel plastik untuk pembungkusan barangan	178	166	184	195	197	186	200
22204	Pembuatan barangan plastik jurubina	10	10	11	10	10	10	10
22205	Pembuatan pinggan mangkuk, peralatan dapur dan barangan tandas daripada plastik	48	49	51	51	52	53	52
22209	Pembuatan pelbagai produk plastik t.t.t.l.	222	217	221	232	232	231	241
231 (23101 & 23102 & 23109)	Pembuatan kaca dan produk kaca	77	75	79	81	82	81	80

2025										Group Description/Period
Ogo.	Sep.	Okt.	Nov.	Dis.	Jan.	Feb.	Mac	Apr.	Mei	
186	186	185	187	191	192	188	188	189	188	Manufacture of products of wood, cork, straw and plaiting materials
93	93	90	92	91	92	88	87	86	89	Manufacture of veneer sheets and plywood
23	24	24	25	25	25	25	25	25	24	Manufacture of particle board and fibreboard
40	39	41	39	44	45	45	45	46	45	Manufacture of builders' carpentry
29	29	29	30	31	30	30	31	32	29	Other industry
175	179	183	181	188	185	187	184	178	177	Manufacture of paper and paper products
18	19	20	19	20	19	21	19	19	18	Manufacture of pulp, paper and paperboard
76	78	78	77	77	82	80	82	78	78	Manufacture of corrugated paper and paperboard and of containers of paper and paperboard
5	5	5	5	5	5	5	5	5	5	Manufacture of envelopes and letter-card
32	34	34	33	38	34	37	34	33	33	Manufacture of household and personal hygiene paper
19	20	20	20	20	20	20	20	19	19	Manufacture of gummed or adhesive paper in strips or rolls and labels and wall paper
25	24	26	26	28	25	24	25	25	24	Other industry
206	197	200	207	219	209	216	213	214	220	Printing, service activities related to printing and reproduction of recorded media
172	164	166	173	184	171	179	177	180	185	Printing
35	33	34	34	35	38	37	36	34	35	Service activities related to printing
										Reproduction of recorded media
195	208	219	212	244	219	219	253	192	187	Manufacture of refined petroleum products
255	250	252	258	274	259	268	275	267	246	Manufacture of basic chemicals, fertilizer and nitrogen compounds, plastics and synthetic rubber in primary forms
27	31	28	28	29	32	34	39	33	33	Manufacture of liquefied or compressed inorganic industrial or medical gases
108	103	110	115	124	110	120	118	121	106	Manufacture of basic organic chemicals
										Manufacture of inorganic compounds
										Manufacture of fertilizers
25	22	22	21	20	21	21	24	23	25	Manufacture of associated nitrogen products
86	85	85	86	93	87	84	85	81	74	Manufacture of plastics in primary forms
8	8	7	8	8	9	9	10	9	8	Other industry
232	229	230	226	249	238	239	243	228	211	Manufacture of other chemical products and man-made fibres
30	29	32	31	32	36	35	40	39	40	Manufacture of pesticides and other agrochemical products
37	35	34	35	38	38	39	37	38	33	Manufacture of paints, varnishes and similar coatings ink and mastics
13	13	13	13	15	14	14	14	15	13	Manufacture of printing ink
74	71	71	68	80	70	71	78	65	64	Manufacture of soap and detergents, cleaning and polishing preparations
										Manufacture of perfumes and toilet preparations
76	78	78	77	83	77	78	73	70	60	Manufacture of photographic plates, films, sensitized paper and other sensitized unexposed materials
										Manufacture of writing and drawing ink
2	2	2	2	2	2	2	2	2	2	Manufacture of other chemical products n.e.c.
										Other industry
69	68	70	68	79	67	62	63	69	67	Manufacture of pharmaceuticals, medicinal chemical and botanical products
52	51	53	51	60	49	46	45	50	48	Manufacture of medicinal active substances to be used for their pharmacological properties in the manufacture of medicaments
17	17	17	17	19	18	17	18	19	19	Other industry
353	355	346	342	330	337	323	323	317	328	Manufacture of rubber products
30	28	27	28	28	32	27	24	23	26	Manufacture of rubber tyres for vehicles
14	14	14	14	14	15	14	14	13	13	Manufacture of interchangeable tyre treads and retreading rubber tyres
69	72	73	72	75	81	75	80	76	78	Manufacture of other products of natural or synthetic rubber, unvulcanized, vulcanized or hardened
										Rubber remilling and latex processing
188	190	183	178	163	163	163	158	159	165	Manufacture of rubber gloves
53	51	49	50	50	46	45	46	46	45	Manufacture of other rubber products n.e.c.
696	687	693	702	714	686	675	676	705	709	Manufacture of plastics products
203	203	208	211	216	217	222	212	224	225	Manufacture of semi-manufactures of plastic products
										Manufacture of finished plastic products
198	195	198	198	200	206	191	212	224	226	Manufacture of plastic articles for the packing of goods
9	10	10	10	10	10	10	11	11	11	Manufacture of builders' plastics ware
56	55	56	57	59	45	47	48	47	48	Manufacture of plastic tableware, kitchenware and toilet articles
230	224	221	226	229	208	205	193	199	199	Manufacture of diverse plastic products n.e.c.
80	80	77	77	78	74	72	74	77	76	Manufacture of glass and glass products

Jadual **1.6a** : Gaji dan Upah yang Dibayar Sektor Pembuatan Mengikut Kumpulan
 Table : *Salaries and Wages Paid of Manufacturing Sector by Group*

Kod Kumpulan Group code	Keterangan Kumpulan/Tempoh	2023	2024	2024	
				Q1	Q2
239	Pembuatan pengeluaran galian bukan logam t.t.t.l.	3,799	3,936	971	968
23911 & 23921	Pembuatan mortar refraktori dan konkrit & Pembuatan seramik bukan refraktori	320	347	88	86
23930	Pembuatan produk porselin dan seramik lain	146	151	34	36
23941	Pembuatan simen hidrolik	293	245	67	61
23951	Pembuatan konkrit dan mortar siap bancuh dan banchuan kering	709	769	189	188
23952 & 23953 & 23959	Pembuatan konkrit pratuangan, simen atau artikel batu buatan yang digunakan dalam pembinaan; Pembuatan komponen struktur pasang siap untuk bangunan atau kejuruteraan awam dari simen, batu atau konkrit buatan & Pembuatan artikel konkrit, simen dan plaster lain t.t.t.l.	1,344	1,374	337	338
23990	Pembuatan produk mineral bukan logam lain t.t.t.l. Industri lain	592 394	639 412	157 101	154 105
241 (24101 & 24102 & 24103 & 24104 & 24109)	Pembuatan besi dan keluli asas	2,396	2,395	630	591
242 (24201 & 24202 & 24209)	Pembuatan logam asas berharga dan logam bukan ferus lain	1,467	1,590	410	401
243	Pengacuan logam	398	396	104	98
251 & 252	Pembuatan produk struktur logam, tangki, takungan, penjana wap, senjata dan peluru	1,722	1,795	460	438
25113 & 25119	Pembuatan pintu, tingkap dan bingkai, penutup tingkap dan pintu pagar daripada logam & Pembuatan produk struktur logam lain	890	863	220	212
25120	Pembuatan tangki, takungan dan kontena daripada logam	631	734	188	177
	Industri lain	201	197	52	49
259	Pembuatan lain-lain produk yang direka daripada logam; aktiviti perkhidmatan kerja logam	4,211	4,548	1,142	1,134
25910	Tempaan, tekanan, hentakan dan bentuk gelekkan logam; serbuk metalurgi	744	791	192	190
25920	Rawatan dan penyalutan logam; menggunakan mesin	485	496	130	129
25991	Pembuatan tin untuk produk makanan dan minuman, tiub dan kotak boleh dilipat	555	631	156	154
25992 & 25993	Pembuatan kabel, plaited bands (jalur/pita berpintal) dan artikel seumpamanya daripada logam & Pembuatan bolt, skru, nat dan produk uliran seumpamanya	1,124	1,256	325	319
25994	Pembuatan barangan rumah daripada logam	65	70	17	17
25999	Pembuatan produk lain yang direka daripada logam t.t.t.l. Industri lain	1,028 210	1,095 210	271 51	278 48
261	Pembuatan komponen dan papan elektronik	12,315	11,398	2,989	2,853
26101 & 26102	Pembuatan diod, transistor dan alatan semikonduktor yang seumpamanya & Pembuatan litar elektronik bersepadu dengan pemasangan mikro	7,930	7,583	1,948	1,849
26103 & 26104 & 26105	Pembuatan kapasitor dan perintang elektrik & Pembuatan papan litar bercetak & Pembuatan komponen paparan	3,912	3,342	915	882
26109	Pembuatan komponen lain untuk aplikasi elektronik	473	473	126	123
262 (26201 & 26202)	Pembuatan komputer dan kelengkapan peranti	3,095	3,480	786	789
263/ 26300	Pembuatan peralatan komunikasi	783	798	198	202
264/ 26400	Pembuatan peralatan elektronik pengguna	1,338	1,008	311	248
265	Pembuatan kelengkapan mengukur, menguji, memandu arah dan kawalan; jam tangan dan jam	2,973	3,592	796	955
26511 & 26512	Pembuatan kelengkapan mengukur, menguji, memandu arah dan kawalan & Pembuatan kelengkapan kawalan proses perindustrian	2,786	3,405	748	909
26520	Pembuatan jam tangan dan jam dan bahagiannya	187	186	48	47
266/ 26600	Pembuatan peralatan penyinaran, perubatan elektro dan elektroterapeutik	728	783	197	191

		2025	2024	2025	Group Description/Period
Q3	Q4	Q1	(Jan. - Mei)	(Jan. - Mei)	
973	1,024	1,013	1,618	1,692	Manufacture of non-metallic mineral products n.e.c. Manufacture of refractory mortars and concretes
84	89	88	146	144	Manufacture of non-refractory ceramic
41	41	40	57	67	Manufacture of other porcelain and ceramic products
59	57	57	108	91	Manufacture of hydraulic cement
189	204	219	314	368	Manufacture of ready-mix and dry-mix concrete and mortars
					Manufacture of precast concrete, cement or artificial stone articles for use in construction
344	355	335	562	556	Manufacture of prefabricated structural components for building or civil engineering of cement, concrete or artificial stone
					Manufacture of other articles of concrete, cement and plaster n.e.c.
156	172	169	259	288	Manufacture of other non-metallic mineral products n.e.c.
100	106	105	172	179	Other industry
571	603	622	1,029	1,023	Manufacture of basic iron and steel
386	393	434	680	712	Manufacture of basic precious and other non-ferrous metals
97	97	101	170	169	Casting of metals
449	448	470	752	778	Manufacture of structural metal products, tanks, reservoirs, steam generators, weapons and ammunition
					Manufacture of metal doors, windows and their frames, shutters and gates
215	216	220	362	357	Manufacture of other structural metal products
185	185	199	305	335	Manufacture of tanks, reservoirs and containers of metal
49	47	51	85	86	Other industry
1,120	1,152	1,198	1,901	1,981	Manufacture of other fabricated metal products; metal working service activities
					Forging, pressing, stamping and roll-forming of metal; powder metallurgy
197	213	218	320	366	Treatment and coating of metals; machining
114	123	128	217	210	Manufacture of tins and cans for food products, collapsible tubes and boxes
156	165	168	258	270	Manufacture of metal cable, plaited bands and similar articles
312	300	320	536	528	Manufacture of bolts, screws, nuts and similar threaded products
17	17	18	29	31	Manufacture of metal household articles
270	277	291	457	488	Manufacture of any other fabricated metal products n.e.c.
53	57	53	83	88	Other industry
2,695	2,861	2,796	4,885	4,607	Manufacture of electronic components and boards
					Manufacture of diodes, transistors and similar semiconductor devices
1,844	1,942	1,898	3,171	3,132	Manufacture of electronic integrated circuits micro assemblies
					Manufacture of electrical capacitors and resistors
738	807	784	1,507	1,284	Manufacture of printed circuit boards
					Manufacture of display components
112	112	114	208	192	Manufacture of other components for electronic applications
907	998	932	1,304	1,549	Manufacture of computers and peripheral equipment
190	208	223	331	370	Manufacture of communication equipment
200	249	260	479	442	Manufacture of consumer electronics
899	941	921	1,397	1,560	Manufacture of measuring, testing, navigating and control equipment; watches and clocks
					Manufacture of measuring, testing, navigating and control equipment
852	897	877	1,318	1,487	Manufacture of industrial process control equipment
47	45	44	79	74	Manufacture of watches and clocks and parts
197	198	181	327	301	Manufacture of irradiation, electromedical and electrotherapeutic equipment

Jadual **1.6a** : Gaji dan Upah yang Dibayar Sektor Pembuatan Mengikut Kumpulan (samb.)
 Table : *Salaries and Wages Paid of Manufacturing Sector by Group (cont.)*

Kod Kumpulan Group code	Keterangan Kumpulan/Tempoh	2024						
		Jan.	Feb.	Mac	Apr.	Mei	Jun	Jul.
239	Pembuatan pengeluaran galian bukan logam t.t.t.l.	330	318	323	322	324	322	323
23911	Pembuatan mortar refraktori dan konkrit							
&								
23921	Pembuatan seramik bukan refraktori	29	29	30	29	29	28	28
23930	Pembuatan produk porselin dan seramik lain	11	11	11	11	12	12	13
23941	Pembuatan simen hidraulik	26	21	21	20	21	20	22
23951	Pembuatan konkrit dan mortar siap bancuh dan bancuhan kering	63	62	64	63	62	63	62
23952	Pembuatan konkrit pratuangan, simen atau artikel batu buatan yang digunakan dalam pembinaan;							
&								
23953	Pembuatan komponen struktur pasang siap untuk bangunan atau kejuruteraan awam dari simen, batu atau konkrit buatan	115	109	112	111	114	113	115
&	Pembuatan artikel konkrit, simen dan plaster lain t.t.t.l.							
23959								
23990	Pembuatan produk mineral bukan logam lain t.t.t.l.	53	54	51	50	52	52	49
	Industri lain	33	33	34	37	34	33	34
241 (24101 & 24102 & 24103 & 24104 & 24109)	Pembuatan besi dan keluli asas	220	202	207	202	197	193	187
242 (24201 & 24202 & 24209)	Pembuatan logam asas berharga dan logam bukan ferus lain	135	140	135	135	135	131	131
243	Pengacuan logam	36	35	33	34	32	32	32
251 & 252	Pembuatan produk struktur logam, tangki, takungan, penjana wap, senjata dan peluru	158	152	150	143	148	146	150
25113	Pembuatan pintu, tingkap dan bingkai, penutup tingkap dan pintu pagar daripada logam	78	70	72	69	72	71	71
&								
25119	Pembuatan produk struktur logam lain							
25120	Pembuatan tangki, takungan dan kontena daripada logam	63	63	61	58	60	59	62
	Industri lain	17	18	17	16	16	16	16
259	Pembuatan lain-lain produk yang direka daripada logam; aktiviti perkhidmatan kerja logam	382	381	379	377	382	376	368
25910	Tempaan, tekanan, hentakan dan bentuk gelekkan logam; serbuk metalurgi	65	63	64	64	65	61	63
25920	Rawatan dan penyalutan logam; menggunakan mesin	43	44	43	44	44	41	41
25991	Pembuatan tin untuk produk makanan dan minuman, tiub dan kotak boleh dilipat	53	53	50	50	52	51	53
25992	Pembuatan kabel, plaited bands (jalur/pita berpintal) dan artikel seumpamanya daripada logam	106	109	110	105	106	108	103
&								
25993	Pembuatan bolt, skru, nat dan produk uliran seumpamanya							
25994	Pembuatan barangan rumah daripada logam	6	6	6	6	6	6	6
25999	Pembuatan produk lain yang direka daripada logam t.t.t.l.	91	90	90	92	94	92	86
	Industri lain	19	16	16	16	16	16	16
261	Pembuatan komponen dan papan elektronik	1,005	1,008	976	936	960	957	879
26101	Pembuatan diod, transistor dan alatan semikonduktor yang seumpamanya	646	655	647	617	606	626	600
&								
26102	Pembuatan litar elektronik bersepadu dengan pemasangan mikro							
26103	Pembuatan kapasitor dan perintang elektrik							
&								
26104	Pembuatan papan litar bercetak	316	312	288	278	313	291	237
&								
26105	Pembuatan komponen paparan							
26109	Pembuatan komponen lain untuk aplikasi elektronik	43	41	42	41	41	41	42
262 (26201 & 26202)	Pembuatan komputer dan kelengkapan peranti	268	267	251	255	264	271	290
263/ 26300	Pembuatan peralatan komunikasi	65	67	66	64	68	69	64
264/ 26400	Pembuatan peralatan elektronik pengguna	119	101	91	83	86	80	62
265	Pembuatan kelengkapan mengukur, menguji, memandu arah dan kawalan; jam tangan dan jam	246	266	285	290	311	354	335
26511	Pembuatan kelengkapan mengukur, menguji, memandu arah dan kawalan	230	250	269	275	295	339	319
&								
26512	Pembuatan kelengkapan kawalan proses perindustrian							
26520	Pembuatan jam tangan dan jam dan bahagiannya	16	16	16	15	16	16	16
266/ 26600	Pembuatan peralatan penyinaran, perubatan elektro dan elektroterapeutik	64	66	67	64	67	60	67

2025										Group Description/Period
Ogo.	Sep.	Okt.	Nov.	Dis.	Jan.	Feb.	Mac	Apr.	Mei	
323	327	335	340	349	341	332	340	339	340	Manufacture of non-metallic mineral products n.e.c.
28	29	28	28	32	28	28	31	28	28	Manufacture of refractory mortars and concretes
14	14	13	13	14	13	13	13	13	15	Manufacture of non-refractory ceramic
18	19	19	19	20	21	18	18	18	16	Manufacture of other porcelain and ceramic products
62	65	66	67	71	74	72	73	74	75	Manufacture of hydraulic cement
										Manufacture of ready-mix and dry-mix concrete and mortars
										Manufacture of precast concrete, cement or artificial stone articles for use in construction
115	114	119	121	115	116	109	111	110	111	Manufacture of prefabricated structural components for building or civil engineering of cement, concrete or artificial stone
53	53	56	57	60	54	55	60	59	60	Manufacture of other articles of concrete, cement and plaster n.e.c.
32	34	34	35	37	35	35	35	37	36	Manufacture of other non-metallic mineral products n.e.c.
										Other industry
189	195	191	194	218	212	203	207	203	197	Manufacture of basic iron and steel
126	129	126	126	141	147	148	138	141	137	Manufacture of basic precious and other non-ferrous metals
32	33	33	32	33	35	33	34	34	34	Casting of metals
151	148	148	146	153	162	156	153	152	156	Manufacture of structural metal products, tanks, reservoirs , steam generators , weapons and ammunition
73	70	72	71	73	79	71	70	68	69	Manufacture of metal doors, windows and their frames, shutters and gates
61	62	61	60	65	65	67	66	67	70	Manufacture of other structural metal products
17	16	16	16	16	17	17	17	18	17	Manufacture of tanks, reservoirs and containers of metal
										Other industry
373	378	376	374	402	401	400	396	391	392	Manufacture of other fabricated metal products; metal working service activities
66	67	68	68	76	72	72	74	73	75	Forging, pressing, stamping and roll-forming of metal; powder metallurgy
37	37	41	38	45	42	43	43	41	41	Treatment and coating of metals; machining
52	52	53	55	57	57	56	55	50	51	Manufacture of tins and cans for food products, collapsible tubes and boxes
104	105	99	97	104	107	108	105	106	102	Manufacture of metal cable, plaited bands and similar articles
6	6	6	6	6	6	6	6	6	6	Manufacture of bolts, screws, nuts and similar threaded products
90	93	91	91	95	98	97	96	97	99	Manufacture of metal household articles
18	19	19	19	20	18	18	17	17	17	Manufacture of any other fabricated metal products n.e.c.
										Other industry
894	921	914	919	1,028	935	937	924	914	897	Manufacture of electronic components and boards
620	624	622	620	700	639	634	625	644	591	Manufacture of diodes, transistors and similar semiconductor devices
										Manufacture of electronic integrated circuits micro assemblies
										Manufacture of electrical capacitors and resistors
239	262	256	263	288	260	265	259	232	267	Manufacture of printed circuit boards
										Manufacture of display components
36	35	36	36	40	36	38	39	38	40	Manufacture of other components for electronic applications
296	321	318	312	369	319	316	298	289	329	Manufacture of computers and peripheral equipment
63	64	63	76	70	75	74	74	73	74	Manufacture of communication equipment
67	72	82	81	85	85	86	89	90	92	Manufacture of consumer electronics
282	281	306	305	331	297	313	311	317	323	Manufacture of measuring, testing, navigating and control equipment; watches and clocks
267	266	291	289	316	282	298	296	302	307	Manufacture of measuring, testing, navigating and control equipment
15	15	15	15	14	15	15	14	15	15	Manufacture of industrial process control equipment
										Manufacture of watches and clocks and parts
64	67	66	65	66	60	61	61	59	61	Manufacture of irradiation, electromedical and electrotherapeutic equipment

Jadual
Table **1.6a** : Gaji dan Upah yang Dibayar Sektor Pembuatan Mengikut Kumpulan
: *Salaries and Wages Paid of Manufacturing Sector by Group*

Kod Kumpulan Group code	Keterangan Kumpulan/Tempoh	2023	2024	2024	
				Q1	Q2
267 (26701 & 26702) & 268 (26800)	Pembuatan peralatan optikal, kelengkapan fotografi, media magnetik dan optikal	499	527	138	129
271	Pembuatan motor elektrik, penjana, transformer dan perkakasan pengagihan dan pengawalan elektrik	1,241	1,279	316	322
	27101 Pembuatan motor elektrik, penjana dan transformer	489	525	128	125
	27102 Pembuatan perkakasan pengagihan dan pengawalan elektrik	751	754	188	196
272/ 27200	Pembuatan bateri dan akumulator	550	595	142	157
273	Pembuatan pendawaian dan peranti pendawaian	1,069	922	235	223
	27310 Pembuatan kabel gantikan optikal	92	96	21	24
	27320 Pembuatan wayar dan kabel elektronik dan elektrik lain	946	791	205	189
	27330 Pembuatan alatan pendawaian pembawa dan bukan pembawa arus untuk litar elektrik (tanpa mengira jenis bahan)	31	35	9	9
274/ 27400	Pembuatan kelengkapan pencahayaan elektrik	249	289	70	66
275/ 27500	Pembuatan perkakasan domestik	395	349	96	82
279/ 27900	Pembuatan kelengkapan elektrik lain	444	512	117	125
281 & 282	Pembuatan jentera kegunaan umum dan kegunaan khas	4,451	4,418	1,130	1,053
	28120 Pembuatan alat-alat kuasa bendalir &	361	254	59	58
	28130 Pembuatan pam, pemampat, kepala paip dan injap lain				
	28180 Pembuatan alatan tangan yang menggunakan kuasa dilengkapkan dengan motor elektrik atau bukan motor elektrik atau pneumatik	899	894	217	205
	28220 Pembuatan jentera pembentukan logam dan alatan mesin				
	28192 Pembuatan mesin penyaman udara, termasuk untuk kenderaan bermotor	637	649	181	154
	28290 Pembuatan lain-lain mesin bertujuan khas t.t.t.l. Industri lain	513 2,042	492 2,129	125 548	120 516
291 (29101 & 29102)	Pembuatan kenderaan bermotor	1,110	1,015	261	243
292/ 29200	Pembuatan kerangka (<i>coachwork</i>) untuk kenderaan bermotor; pembuatan treler dan semi treler	401	419	106	102
293/ 29300	Pembuatan alat ganti dan aksesori untuk kenderaan bermotor	2,115	2,249	525	587
301 (30110 & 30120)	Pembinaan kapal dan bot	312	364	90	89
302, 303, 304 & 309	Pembuatan lokomotif keretapi, <i>rolling stock</i> , kapal angkasa dan udara, jentera berkaitan, kenderaan tempur ketenteraan, dan kelengkapan pengangkutan t.t.t.l.	859	868	218	220
	30910 Pembuatan motosikal	534	551	136	138
	30920 Pembuatan basikal dan invalid carriages Industri lain	106 219	86 230	22 60	22 60
310	Pembuatan perabot	2,687	2,716	694	664
	31001 Pembuatan perabot kayu dan rotan Industri lain	2,192 494	2,212 503	569 125	542 122
321 (32110 & 32120)	Pembuatan barang kemas, <i>bijouterie</i> dan artikel berkaitan	257	264	67	66
322, 325 & 329	Pembuatan instrumen muzik, peralatan dan bekalan perubatan dan pergigian dan pembuatan lain t.t.t.l.	738	792	191	190
	32901 Pembuatan alat tulis Industri lain	148 590	153 639	37 155	36 154
323/ 32300	Pembuatan barangan sukan	68	57	16	14
324/ 32400	Pembuatan permainan dan mainan	263	242	55	62
331 & 332	Pembaikan pemasangan produk logam, jentera, kelengkapan dan pemasangan jentera perindustrian dan kelengkapan	1,407	1,420	362	359
	33150 Pembaikan dan penyelenggaraan kelengkapan pengangkutan kecuali motosikal dan basikal Industri lain	312 1,095	305 1,115	86 276	84 274
Jumlah Pembuatan		97,789	99,268	24,823	24,500

		2025	2024	2025	Group Description/Period
Q3	Q4	Q1	(Jan. - Mei)	(Jan. - Mei)	
126	134	127	223	214	Manufacture of optical instruments, photographic equipment, magnetic and optical media
327	314	326	527	542	Manufacture of electric motors, generators, transformers and electricity distribution and control apparatus
137	134	140	209	235	Manufacture of electric motors, generators and transformers
190	180	186	317	307	Manufacture of electricity distribution and control apparatus
154	141	133	247	230	Manufacture of batteries and accumulators
234	230	224	380	367	Manufacture of wiring and wiring devices
25	25	25	37	43	Manufacture of fibre optic cables
200	197	191	329	309	Manufacture of other electronic and electric wires and cables
9	8	9	14	14	Manufacture of current-carrying and non current-carrying wiring devices for electrical circuits regardless of material
76	76	83	113	139	Manufacture of electric lighting equipment
85	86	77	149	119	Manufacture of domestic appliances
129	141	142	197	241	Manufacture of other electrical equipment
1,077	1,158	1,146	1,836	1,862	Manufacture of general-purpose and special-purpose machinery
62	75	50	97	83	Manufacture of fluid power equipment
222	250	243	353	399	Manufacture of other pumps, compressors, taps and valves
150	164	189	284	296	Manufacture of power-driven hand tools with self-contained electric or non-electric motor or pneumatic drives
120	128	104	205	165	Manufacture of metal-forming machinery and machine tools
523	542	559	897	918	Manufacture of air-conditioning machines, including for motor vehicles
248	264	225	422	367	Manufacture of other special-purpose machinery n.e.c.
105	107	106	174	174	Other industry
563	575	567	916	985	Manufacture of motor vehicles
90	95	105	148	175	Manufacture of bodies (coachwork) for motor vehicles; manufacture of trailers and semi-trailers
212	218	219	366	365	Manufacture of parts and accessories for motor vehicles
134	142	144	229	240	Building of ships and boats
23	21	20	36	35	Manufacture of railway locomotives, rolling stock, air and spacecraft, related machinery, military fighting vehicles and transport equipment n.e.c
55	55	55	101	91	Manufacture of motorcycles
665	693	700	1,141	1,151	Manufacture of bicycles and invalid carriages
538	563	569	934	936	Other industry
127	129	131	207	214	Manufacture of furniture
64	66	74	111	122	Manufacture of wooden and cane furniture
198	213	214	318	354	Other industry
40	40	41	61	69	Manufacture of musical instruments, medical and dental instruments and supplies and other manufacturing n.e.c.
157	173	173	258	285	Manufacture of stationery
13	13	14	26	23	Other industry
63	62	48	96	85	Manufacture of sports goods
342	357	365	604	611	Manufacture of games and toys
66	69	70	143	118	Repair of fabricated metal products, machinery and equipment and installation of industrial machinery and equipment
276	288	295	461	493	Repair and maintenance of transport equipment except motorcycles and bicycles
					Other industry
24,474	25,470	25,268	41,126	41,897	Total Manufacturing

Jadual Table **1.6a** : Gaji dan Upah yang Dibayar Sektor Pembuatan Mengikut Kumpulan (samb.)
: *Salaries and Wages Paid of Manufacturing Sector by Group (cont.)*

Kod Kumpulan Group code	Keterangan Kumpulan/Tempoh	2024						
		Jan.	Feb.	Mac	Apr.	Mei	Jun	Jul.
267 (26701 & 26702) & 268 (26800)	Pembuatan peralatan optikal, kelengkapan fotografi, media magnetik dan optik	44	45	49	44	42	44	42
271	Pembuatan motor elektrik, penjana, transformer dan perkakasan pengagihan dan pengawalan elektrik	109	104	103	101	110	111	112
	27101 Pembuatan motor elektrik, penjana dan transformer	46	41	41	38	43	44	45
	27102 Pembuatan perkakasan pengagihan dan pengawalan elektrik	63	64	61	63	67	67	66
272/ 27200	Pembuatan bateri dan akumulator	44	50	48	50	54	53	52
273	Pembuatan pendawaian dan peranti pendawaian	80	78	77	68	78	77	81
	27310 Pembuatan kabel gentian optikal	7	7	7	8	8	9	9
	27320 Pembuatan wayar dan kabel elektronik dan elektrik lain	70	67	67	57	67	65	69
	27330 Pembuatan alatan pendawaian pembawa dan bukan pembawa arus untuk litar elektrik (tanpa mengira jenis bahan)	3	3	3	3	3	3	3
274/ 27400	Pembuatan kelengkapan pencahayaan elektrik	24	23	23	20	23	23	26
275/ 27500	Pembuatan perkakasan domestik	32	32	32	25	29	29	28
279/ 27900	Pembuatan kelengkapan elektrik lain	42	37	38	40	41	44	41
281 & 282	Pembuatan jentera kegunaan umum dan kegunaan khas	386	380	365	356	349	347	355
	28120 Pembuatan alat-alat kuasa bendalir &	20	20	19	19	20	20	20
	28130 Pembuatan pam, pemampat, kepala paip dan injap lain							
	28180 Pembuatan alatan tangan yang menggunakan kuasa dilengkapkan dengan motor elektrik atau bukan motor elektrik atau pneumatik	74	75	68	67	69	69	72
	28220 Pembuatan jentera pembentukan logam dan alatan mesin							
	28192 Pembuatan mesin penyaman udara, termasuk untuk kenderaan bermotor	58	63	61	51	51	51	51
	28290 Pembuatan lain-lain mesin bertujuan khas t.t.t.l. Industri lain	44	41	40	41	39	40	39
		190	181	177	178	170	168	173
291 (29101 & 29102)	Pembuatan kenderaan bermotor	90	90	81	80	82	81	80
292/ 29200	Pembuatan kerangka (coachwork) untuk kenderaan bermotor; pembuatan treler dan semi treler	36	36	33	34	34	34	35
293/ 29300	Pembuatan alat ganti dan aksesori untuk kenderaan bermotor	172	176	176	195	197	195	188
301 (30110 & 30120)	Pembinaan kapal dan bot	29	28	32	29	30	30	30
302, 303, 304 & 309	Pembuatan lokomotif keretapi, rolling stock, kapal angkasa dan udara, jentera berkaitan, kenderaan tempur ketenteraan, dan kelengkapan pengangkutan t.t.t.l.	71	73	74	74	75	72	72
	30910 Pembuatan motosikal	45	45	47	46	47	45	44
	30920 Pembuatan basikal dan invalid carriages Industri lain	7	7	7	7	7	7	9
		19	21	21	20	20	19	19
310	Pembuatan perabot	237	229	228	221	226	217	217
	31001 Pembuatan perabot kayu dan rotan Industri lain	194	188	187	180	185	177	175
		43	42	41	41	41	40	42
321 (32110 & 32120)	Pembuatan barang kemas, bijouterie dan artikel berkaitan	22	23	23	22	22	22	22
322, 325 & 329	Pembuatan instrumen muzik, peralatan dan bekalan perubatan dan pergigian dan pembuatan lain t.t.t.l.	64	64	64	63	64	63	65
	32901 Pembuatan alat tulis Industri lain	12	12	12	12	12	12	13
		51	52	52	52	52	51	53
323/ 32300	Pembuatan barangan sukan	5	5	5	5	5	5	5
324/ 32400	Pembuatan permainan dan mainan	18	18	20	21	21	21	20
331 & 332	Pembaikan pemasangan produk logam, jentera, kelengkapan dan pemasangan jentera perindustrian dan kelengkapan	120	121	121	123	120	116	114
	33150 Pembaikan dan penyelenggaraan kelengkapan pengangkutan kecuali motosikal dan basikal Industri lain	27	30	29	30	28	27	22
		93	91	92	93	92	89	92
Jumlah Pembuatan		8,350	8,243	8,230	8,112	8,191	8,198	8,124

2025										Group Description/Period
Ogo.	Sep.	Okt.	Nov.	Dis.	Jan.	Feb.	Mac	Apr.	Mei	
41	43	43	43	48	41	42	44	43	44	Manufacture of optical instruments, photographic equipment, magnetic and optical media
108	108	104	98	112	112	107	107	103	113	Manufacture of electric motors, generators, transformers and electricity distribution and control apparatus
45	47	45	44	45	47	45	48	45	50	Manufacture of electric motors, generators and transformers
63	61	58	54	67	64	62	59	59	63	Manufacture of electricity distribution and control apparatus
51	52	50	47	44	44	45	44	46	51	Manufacture of batteries and accumulators
78	75	79	72	79	75	74	74	68	75	Manufacture of wiring and wiring devices
8	8	8	8	9	8	8	9	9	9	Manufacture of fibre optic cables
67	64	68	61	68	65	63	63	56	63	Manufacture of other electronic and electric wires and cables
3	3	3	3	3	3	3	3	3	3	Manufacture of current-carrying and non current-carrying wiring devices for electrical circuits regardless of material
26	25	24	24	28	26	29	28	28	28	Manufacture of electric lighting equipment
30	27	27	29	30	27	25	25	21	21	Manufacture of domestic appliances
43	45	45	47	50	49	46	46	49	51	Manufacture of other electrical equipment
356	366	375	375	408	389	386	370	363	354	Manufacture of general-purpose and special-purpose machinery
21	21	24	23	27	17	17	17	16	17	Manufacture of fluid power equipment
72	79	80	79	90	86	82	76	79	77	Manufacture of other pumps, compressors, taps and valves
49	50	51	54	59	61	66	63	54	54	Manufacture of power-driven hand tools with self-contained electric or non-electric motor or pneumatic drives
40	41	42	42	43	38	35	31	31	30	Manufacture of metal-forming machinery and machine tools
175	175	177	177	188	188	187	184	183	176	Manufacture of air-conditioning machines, including for motor vehicles
84	84	83	82	99	78	79	69	68	74	Manufacture of other special-purpose machinery n.e.c.
35	35	35	35	37	36	36	34	34	35	Other industry
188	187	191	187	198	186	190	191	212	206	Manufacture of motor vehicles
30	31	31	32	33	33	34	38	35	35	Manufacture of bodies (coachwork) for motor vehicles; manufacture of trailers and semi-trailers
69	71	72	72	73	73	73	73	72	74	Manufacture of parts and accessories for motor vehicles
44	46	47	47	48	48	48	47	46	50	Building of ships and boats
7	7	7	7	7	7	7	7	7	7	Manufacture of railway locomotives, rolling stock, air and spacecraft, related machinery, military fighting vehicles and transport equipment n.e.c
18	18	18	18	18	19	18	18	18	17	Manufacture of motorcycles
220	227	227	227	239	238	232	230	223	228	Manufacture of bicycles and invalid carriages
178	184	183	184	196	194	188	186	181	187	Other industry
42	43	44	43	43	44	44	43	42	41	Manufacture of furniture
21	21	22	21	23	24	24	25	24	24	Manufacture of jewellery, bijouterie and related articles
66	66	68	70	75	71	71	72	71	69	Manufacture of musical instruments, medical and dental instruments and supplies and other manufacturing n.e.c.
14	14	13	13	14	14	14	14	14	14	Manufacture of stationery
52	53	55	57	61	57	58	58	57	55	Other industry
4	4	4	4	5	4	5	5	5	5	Manufacture of sports goods
21	21	20	20	22	15	16	17	18	19	Manufacture of games and toys
114	114	115	119	124	120	122	122	124	121	Repair of fabricated metal products, machinery and equipment and installation of industrial machinery and equipment
22	22	21	23	25	22	24	24	25	23	Repair and maintenance of transport equipment except motorcycles and bicycles
92	91	94	96	99	98	98	98	100	99	Other industry
8,119	8,231	8,282	8,298	8,890	8,479	8,410	8,379	8,306	8,324	Total Manufacturing

Jadual **1.6b** : Gaji dan Upah yang Dibayar Sektor Pembuatan Mengikut Kumpulan: Perubahan Peratusan Tahunan
 Table : *Salaries and Wages Paid of Manufacturing Sector by Group: Annual Percentage Change*

Kod Kumpulan Group code	Keterangan Kumpulan/Tempoh	2024		2025				2024					
		2023	2024	Q1	Q2	Q3	Q4	Q1	(Jan. - Mei)	(Jan. - Mei)	Jan.	Feb.	Mac
101	Pemprosesan dan pengawetan daging	17.9	0.2	0.01	-2.0	1.2	1.6	13.0	25.0	13.3	-1.8	0.2	1.7
102	Pemprosesan dan pengawetan ikan, krustasea dan moluska	6.0	0.5	0.03	-1.2	1.9	1.3	25.4	24.8	2.5	0.9	0.1	-1.0
	10201 Pengetinan ikan, krustasea dan moluska &	7.4	-2.3	-3.3	-4.2	-1.4	-0.4	27.0	20.8	4.1	-2.3	-2.9	-4.9
	10202 Pemprosesan dan pengawetan ikan, krustasea dan moluska Industri lain	0.3	12.4	15.0	11.7	15.9	7.7	19.2	42.6	-3.7	15.0	13.3	16.7
103	Pemprosesan dan pengawetan buah-buahan dan sayur - sayuran	17.9	-3.8	2.8	-5.5	-4.7	-7.7	9.7	26.0	-7.7	6.4	-0.6	2.8
	10303 Pengetinan nanas &	39.3	-4.0	-4.0	-8.1	-4.1	0.9	-11.8	19.5	0.2	7.2	-8.7	-9.0
	10304 Pembuatan jem, marmalad dan sajian jeli Industri lain	16.6	-3.8	3.3	-5.3	-4.7	-8.4	11.2	26.5	-8.2	6.4	-0.02	3.8
104	Pembuatan minyak dan lemak daripada sayuran dan haiwan	7.9	6.9	5.7	8.7	7.1	6.2	16.1	33.8	4.5	5.3	7.0	4.7
	10404 Pembuatan minyak sayuran mentah dan bertapis &	-0.1	2.8	-1.8	-3.0	7.9	8.7	29.3	22.2	15.3	-2.4	-2.2	-1.0
	10406 Pembuatan sebatian lemak masakan												
	10405 Pembuatan minyak kelapa Industri lain	22.9	5.8	14.9	11.0	-0.3	-0.8	4.8	42.4	9.4	12.0	12.9	19.7
		8.1	7.3	5.9	9.5	7.4	6.3	15.6	34.4	3.5	5.6	7.5	4.6
105	Pembuatan produk tenusu	5.3	8.8	9.8	6.5	10.2	8.8	20.6	36.9	7.7	22.9	-1.0	8.0
	10502 Pembuatan susu pekat, tepung dan sejat Industri lain	5.1	9.4	10.2	6.1	11.5	10.0	19.5	37.0	7.4	25.9	-2.4	8.3
		7.4	3.9	6.0	9.6	0.7	-0.1	29.9	35.6	10.0	1.4	10.7	6.4
106	Pembuatan produk bijian, kanji dan produk berkanji	3.9	-8.9	-6.1	-12.5	-9.9	-6.9	38.8	14.6	2.3	2.7	-11.0	-10.0
	10611 Pengilangan beras	3.9	-7.1	-6.20	-7.8	-8.4	-5.9	33.9	15.8	-2.3	-1.4	-8.9	-8.0
	10613 Pengilangan tepung Industri lain	4.4	-11.4	-5.8	-18.9	-12.4	-7.9	44.0	12.8	9.0	9.8	-14.2	-13.6
		-0.1	-5.1	-7.5	-2.8	-3.5	-6.6	41.6	17.0	-5.8	-12.8	-6.3	-2.3
107	Pembuatan produk makanan lain	7.9	2.7	5.6	3.9	1.5	0.2	16.8	31.3	1.5	6.0	5.7	5.1
	10711 Pembuatan biskut dan cookies	14.3	5.9	6.2	5.5	6.2	5.7	11.9	33.5	7.0	7.5	5.6	5.3
	10712 Pembuatan roti, kek dan produk bakeri lain	6.7	3.5	4.4	4.0	2.5	3.3	17.6	31.1	2.3	2.4	7.6	3.1
	10713 Pembuatan produk snek	7.9	13.9	12.8	18.7	14.2	10.3	5.5	42.1	7.2	13.9	11.1	13.5
	10721 Pembuatan gula	-11.9	9.2	10.3	10.2	3.6	12.5	52.2	38.9	6.3	3.5	9.2	18.8
	10731 Pembuatan produk koko	4.9	-1.1	0.6	1.2	-1.7	-4.4	43.4	24.6	7.4	12.7	-8.3	-2.3
	10732 Pembuatan coklat dan produk coklat &												
	10733 Pembuatan konfeksi gula	1.0	-2.3	2.4	2.5	-6.7	-6.7	26.7	26.5	0.2	5.4	0.8	1.0
	10793 Pembuatan sos dan bahan perasa	16.3	20.8	29.2	18.2	20.0	16.7	-6.2	56.3	4.7	27.1	35.3	25.9
	10799 Pembuatan produk makanan lain t.t.t.l. Industri lain	17.2	-5.3	2.7	-3.0	-10.3	-9.7	9.4	26.9	-5.9	6.2	-0.7	2.3
		4.3	-2.2	-0.3	-1.2	-1.6	-5.6	25.6	24.0	-0.8	0.3	-0.6	-0.5
108/10800	Pembuatan makanan haiwan tersedia	7.6	-0.3	-0.7	-2.2	0.9	0.5	24.8	23.3	-0.5	10.6	-6.8	-5.3
110	Pembuatan minuman ringan	7.7	7.3	6.7	7.2	7.4	7.9	16.8	32.6	7.8	6.6	6.4	7.1
	11041 Pembuatan minuman ringan	9.4	6.9	4.2	5.0	7.7	10.4	14.6	30.0	8.5	4.1	3.8	4.7
	11042 Pengeluaran air mineral semulajadi dan minuman lain yang dibotolkan Industri lain	1.4	2.9	7.2	3.9	2.5	-1.8	30.9	30.6	5.8	8.5	8.6	4.4
		12.9	28.0	33.8	48.6	21.7	13.3	-5.1	71.7	6.7	28.9	27.5	46.6
120/12000	Pembuatan produk tembakau	4.8	-0.6	-3.5	-1.4	2.2	0.7	27.3	18.7	1.8	-0.9	-5.8	-3.8
131	Pemintalan, penenunan dan penyiapan tekstil	-2.5	2.9	1.5	4.7	2.4	3.1	36.4	29.3	2.9	1.8	1.8	0.8
	13110 Penyediaan dan pemintalan gentian tekstil &	0.3	4.1	4.8	6.1	2.6	3.0	32.5	33.5	2.8	5.5	6.4	2.6
	13120 Penenunan tekstil												
	13132 Pewarnaan, pelunturan, percetakan dan penyiapan akhir benang dan fabrik Industri lain	-8.9	0.8	-5.8	1.6	3.2	4.7	46.3	19.9	3.7	-6.6	-7.5	-3.3
		1.4	-6.0	-0.82	2.6	-10.5	-15.0	35.6	27.8	-2.5	-0.9	-0.5	-1.1
139	Pembuatan tekstil lain	13.1	1.0	3.0	0.2	0.8	-0.1	14.7	28.2	0.4	3.4	2.0	3.6
	13910 Pembuatan fabrik dikait dan dikrusye Industri lain	3.3	-3.8	0.9	-2.3	-2.8	-10.6	36.8	26.3	-9.1	1.6	-4.5	5.8
		17.5	2.8	3.8	1.2	2.2	4.1	6.8	28.9	3.8	4.1	4.5	2.8
141	Pembuatan pakaian, kecuali pakaian berbulu	5.8	1.0	2.7	1.5	0.9	-1.2	21.3	27.3	0.7	2.2	2.8	3.2
	14102 Pembuatan pakaian Industri lain	6.3	5.3	7.1	5.5	5.5	3.1	14.3	32.3	5.9	5.3	7.3	8.7
		4.8	-8.1	-6.5	-6.7	-8.5	-10.8	38.3	16.8	-11.5	-4.7	-6.6	-8.1
142 & 143	Pembuatan artikel daripada kulit bulu dan pakaian yang dikait dan dikrusye	-1.6	3.4	6.4	4.5	0.9	2.1	32.1	32.8	3.4	0.4	9.7	9.6
151 (15110 & 15120)	Penyamakan dan pembersihan kulit, pembuatan bagasi, beg tangan, pelana dan abah-abah pembersihan dan pewarnaan bulu	5.2	5.3	-0.2	4.6	8.6	7.9	26.9	26.4	11.1	-0.7	-0.8	1.0
152	Pembuatan kasut	6.5	2.0	2.7	0.6	1.7	3.1	22.1	27.5	1.6	4.0	3.2	0.9
	15201 Pembuatan kasut kulit &	2.8	-5.3	-6.6	-7.2	-4.9	-2.2	34.5	15.8	0.2	-5.7	-5.3	-8.8
	15203 Pembuatan kasut getah Industri lain	16.2	18.8	26.1	19.7	16.7	13.8	-0.7	56.6	4.4	28.9	24.6	24.8
161/16100	Pengilangan dan pengetaman kayu	1.1	6.9	2.0	6.5	8.7	10.4	32.3	28.5	6.3	0.4	0.5	5.3

2025														Group Description/Period
Apr.	Mei	Jun	Jul.	Ogo.	Sep.	Okt.	Nov.	Dis.	Jan.	Feb.	Mac	Apr.	Mei	
-1.9	-1.3	-2.9	3.0	0.2	0.4	0.9	1.1	2.8	11.3	6.1	14.7	18.0	16.2	Processing and preserving of meat
-1.0	-1.2	-1.6	-1.0	3.4	3.1	1.6	1.8	0.5	2.3	1.3	3.3	3.2	2.2	Processing and preserving of fish, crustaceans and molluscs
-3.9	-4.3	-4.4	-4.8	0.2	0.3	-1.0	0.2	-0.2	1.2	2.9	5.8	5.6	5.0	<i>Canning of fish, crustaceans and molluscs</i>
12.1	12.6	10.4	16.1	16.9	14.6	12.0	8.0	3.2	6.5	-4.8	-5.8	-6.1	-8.5	<i>Processing, curing and preserving of fish, crustacean and molluscs</i>
-3.2	-6.4	-6.8	-2.3	-4.5	-7.4	-7.4	-8.0	-7.8	-9.3	-5.6	-9.1	-8.0	-6.3	Processing and preserving of fruits and vegetable
-7.4	-8.5	-8.5	-6.0	-6.4	0.3	4.1	-0.3	-0.9	-4.7	5.3	1.6	-0.02	-0.9	<i>Pineapple canning</i>
-2.9	-6.3	-6.7	-2.0	-4.4	-8.0	-8.2	-8.6	-8.2	-9.7	-6.4	-9.8	-8.6	-6.7	<i>Manufacture of jams, marmalades and table jellies</i>
8.1	9.5	8.5	8.4	7.7	5.3	4.9	6.6	7.0	6.5	6.6	6.0	1.6	1.9	Manufacture of vegetable and animal oils and fats
-2.2	-3.0	-3.9	8.9	9.5	5.5	7.9	8.9	9.3	23.6	16.2	16.5	8.8	11.1	<i>Manufacture of crude and refined vegetable oil</i>
9.7	12.2	11.0	2.1	-0.6	-2.3	-2.7	0.1	0.3	10.1	10.5	3.8	8.2	14.9	<i>Manufacture of compound cooking fats</i>
8.8	10.4	9.4	8.6	8.0	5.6	5.0	6.7	7.1	5.1	5.8	5.2	0.8	0.8	<i>Manufacture of coconut oil</i>
8.7	8.0	2.9	20.6	5.7	4.9	9.3	9.1	8.1	9.5	9.3	4.4	7.2	7.9	Manufacture of dairy products
8.4	8.0	2.0	23.0	6.0	6.2	10.8	11.2	8.3	8.3	9.0	4.6	7.2	7.8	<i>Manufacture of condensed, powdered and evaporated milk</i>
11.0	7.8	10.0	3.2	4.0	-4.9	-1.3	-5.6	7.0	20.6	11.2	2.6	7.6	8.6	<i>Other industry</i>
-12.1	-10.0	-15.3	-11.8	-11.0	-6.9	-10.2	-9.1	-1.5	-2.2	11.4	1.4	1.5	0.3	Manufacture of grain mill products, starches and starch products
-8.9	-7.1	-7.3	-10.5	-6.8	-7.8	-7.5	-6.7	-3.5	-4.3	-1.4	-1.2	-1.0	-3.3	<i>Rice milling</i>
-16.9	-14.4	-24.7	-14.2	-16.5	-6.5	-13.7	-12.3	1.4	0.5	30.0	5.7	5.3	6.4	<i>Flour milling</i>
-2.8	-2.8	-3.0	-4.7	-3.0	-2.7	-6.1	-4.9	-8.6	-7.0	-3.0	-4.7	-3.4	-11.0	<i>Other industry</i>
5.1	3.4	3.1	1.4	1.7	1.4	-0.1	1.0	-0.2	-0.1	2.0	1.8	1.7	2.1	Manufacture of other food products
6.2	6.0	4.4	5.2	6.5	6.8	6.7	5.5	5.0	3.9	3.8	13.3	7.0	7.2	<i>Manufacture of biscuits and cookies</i>
5.4	2.4	4.2	-2.0	4.4	5.0	0.3	4.9	4.6	3.2	3.3	2.0	1.4	1.4	<i>Manufacture of bread, cakes and other bakery products</i>
16.0	19.6	20.6	17.6	13.5	11.6	12.6	11.4	7.3	7.7	8.6	11.2	3.5	5.0	<i>Manufacture of snack products</i>
12.7	7.1	11.1	9.9	5.1	-3.7	14.0	11.0	12.5	1.0	0.2	7.8	13.7	8.9	<i>Manufacture of sugar</i>
-1.1	-1.2	6.3	-4.0	-4.1	3.0	-3.2	-3.7	-6.1	9.8	18.2	10.0	3.5	-3.1	<i>Manufacture of cocoa products</i>
4.2	2.0	1.5	-1.8	-9.7	-8.3	-8.8	-8.0	-3.6	-3.2	5.9	-0.5	-0.8	-0.4	<i>Manufacture of chocolate and chocolate products</i>
19.7	19.8	15.0	19.4	19.5	21.0	16.9	19.9	13.7	6.7	1.7	-0.2	4.7	11.3	<i>Manufacture of sugar confectionery</i>
1.9	-4.3	-6.2	-10.5	-10.5	-9.9	-10.6	-8.4	-9.9	-10.6	-2.3	-10.3	-2.9	-2.8	<i>Manufacture of sauces and condiments</i>
-1.0	-1.0	-1.5	0.04	-1.3	-3.5	-4.0	-5.5	-7.3	-3.3	-1.5	1.4	0.1	-0.5	<i>Manufacture of other food products n.e.c.</i>
-1.4	-4.6	-0.4	-4.4	5.2	1.9	2.9	-2.0	0.8	-4.0	-3.3	-1.3	6.3	0.1	Manufacture of prepared animal feeds
7.3	6.1	8.3	8.1	8.3	6.0	6.3	8.4	9.0	8.6	8.8	9.1	6.0	6.3	Manufacture of beverages
5.2	3.3	6.6	7.2	7.9	8.0	8.6	10.4	12.0	10.2	11.0	10.6	5.0	5.9	<i>Manufacture of soft drinks</i>
3.7	4.1	4.0	4.6	5.8	-2.6	-3.2	-1.4	-0.9	3.6	3.5	5.6	8.3	8.2	<i>Production of natural mineral waters and other bottled waters</i>
49.7	49.3	46.8	32.9	20.0	14.5	14.5	18.7	7.5	9.0	5.1	6.0	8.5	4.9	<i>Other industry</i>
-2.6	-2.9	1.4	2.9	2.6	1.1	0.7	0.5	0.9	0.7	0.6	0.3	4.2	3.7	Manufacture of tobacco products
4.7	4.8	4.5	4.9	1.2	1.1	3.2	2.2	3.7	3.9	3.6	4.1	2.5	0.5	Spinning, weaving and finishing of textiles
7.5	5.3	5.5	4.2	1.0	2.5	3.8	1.6	3.6	3.8	4.3	3.9	0.9	1.2	<i>Preparation and spinning of textile fibres</i>
-2.0	3.5	3.3	7.7	2.9	-0.8	3.3	5.5	5.3	5.6	2.8	4.9	6.6	-1.3	<i>Weaving of textiles</i>
8.1	8.2	-7.3	-4.4	-11.6	-15.8	-16.5	-16.8	-11.7	-11.8	-5.4	1.4	4.1	-1.4	<i>Dyeing, bleaching, printing and finishing of yarns and fabrics</i>
-0.02	0.4	0.3	0.5	0.6	1.4	-1.1	0.2	0.7	0.5	0.3	-1.4	0.6	1.8	<i>Other industry</i>
-2.3	-2.4	-2.0	-2.7	-2.5	-3.3	-10.7	-11.2	-9.9	-8.5	-5.3	-10.7	-10.9	-9.9	Manufacture of other textiles
0.9	1.5	1.2	1.7	1.8	3.1	2.7	4.7	4.8	3.7	2.2	2.0	5.0	6.2	<i>Manufacture of knitted and crocheted fabrics</i>
1.9	1.5	1.1	1.4	0.6	0.6	0.2	-2.2	-1.5	-1.1	1.9	1.3	1.0	0.7	<i>Other industry</i>
5.9	5.4	5.3	5.8	5.3	5.3	4.6	2.1	2.9	3.8	7.7	6.2	6.0	5.8	Manufacture of wearing apparel, except fur
-6.6	-6.5	-7.0	-7.6	-8.9	-8.9	-8.6	-11.4	-12.2	-12.9	-12.1	-10.7	-10.9	-11.0	<i>Manufacture of clothings</i>
7.4	3.0	3.1	2.2	-1.7	2.0	3.8	1.6	0.8	2.4	7.4	4.7	1.8	0.8	<i>Other industry</i>
2.4	3.0	8.5	7.5	8.2	9.9	6.6	9.5	7.7	10.0	14.5	10.9	10.4	10.0	Manufacture of articles of fur, knitted and crocheted apparel
2.1	1.3	-1.8	2.1	2.0	1.2	2.0	2.9	4.3	2.3	0.3	1.7	3.1	0.8	<i>Tanning and dressing of leather; manufacture of luggage, handbags, saddlery and harness; dressing and dyeing of fur</i>
-7.3	-7.5	-6.8	-4.6	-5.0	-5.2	-4.4	-2.1	0.1	-0.1	-3.8	0.5	2.3	2.2	Manufacture of footwear
25.5	22.7	10.8	17.8	17.3	15.2	16.0	12.9	12.5	6.8	8.2	3.8	4.6	-1.6	<i>Manufacture of leather footwear</i>
6.4	6.2	7.1	8.2	8.1	9.7	10.3	10.9	10.1	6.7	8.4	2.2	7.1	7.0	<i>Manufacture of rubber footwear</i>
														<i>Other industry</i>
														Sawmilling and planning of wood

Jadual Table **1.6b** : Gaji dan Upah yang Dibayar Sektor Pembuatan Mengikut Kumpulan: Perubahan Peratusan Tahunan
 : *Salaries and Wages Paid of Manufacturing Sector by Group: Annual Percentage Change*

Kod Kumpulan Group code	Keterangan Kumpulan/Tempoh	2023		2024				2025		2024			
		2023	2024	Q1	Q2	Q3	Q4	Q1	(Jan. - Mei)	(Jan. - Mei)	Jan.	Feb.	Mac
162	Pembuatan produk daripada kayu, gabus, jerami dan bahan jalinan lain	5.8	2.2	2.6	3.4	2.3	0.7	22.2	28.5	1.7	4.3	1.7	1.8
16211	Pembuatan kepingan venier dan papan lapis	3.4	4.2	3.9	6.8	5.2	1.1	23.4	31.3	-0.5	7.9	2.5	1.2
16212	Pembuatan papan partikel dan papan gentian	8.0	-4.3	6.3	-1.6	-11.0	-10.8	16.5	28.1	-10.7	5.2	5.4	8.4
16221	Pertukangan kayu untuk jurubina	11.6	-0.5	-6.8	-4.6	1.8	8.2	25.3	17.4	18.2	-7.4	-7.1	-5.8
	Industri lain	3.6	6.1	8.6	9.1	6.5	0.6	20.2	36.6	-1.2	9.7	8.5	7.6
170	Pembuatan kertas dan produk kertas	2.3	0.6	1.1	0.4	0.5	0.5	25.6	25.0	0.8	2.3	0.3	0.8
17010	Pembuatan pulpa, kertas dan kertas tebal	-20.6	-2.5	-5.1	4.0	-3.8	-4.1	54.0	18.0	-6.3	-3.4	-9.0	-2.6
17020	Pembuatan kertas gelugur dan kertas tebal dan bekas daripada kertas dan kertas tebal	9.5	0.7	4.4	0.6	-1.1	-1.0	13.7	28.4	4.0	4.6	4.3	4.2
17091	Pembuatan sampul surat dan kad surat	-1.6	7.7	2.9	2.5	14.5	10.9	30.3	28.2	5.6	3.2	1.0	4.3
17092	Pembuatan kertas kegunaan rumah dan pembersih peribadi	6.0	4.6	1.1	2.8	9.3	6.0	19.2	25.0	-3.3	6.3	-0.9	-1.7
17093	Pembuatan kertas bergam atau pelekat yang berjalur atau bergulung dan label dan kertas dinding	-8.1	-7.0	-10.2	-10.7	-5.1	-1.7	67.1	11.6	4.0	-11.5	-9.3	-9.8
	Industri lain	11.7	2.8	6.6	3.3	-0.1	1.8	15.6	32.2	-1.0	6.7	7.4	5.6
181 & 182	Percetakan, aktiviti perkhidmatan berkaitan percetakan dan penerbitan semula media rakaman	6.3	4.8	4.9	5.9	5.0	3.5	20.6	32.3	2.5	0.1	8.9	5.8
18110	Percetakan	6.4	4.1	5.3	5.6	3.8	1.8	20.2	32.5	1.1	-0.02	9.7	6.3
18120 &	Aktiviti perkhidmatan berkaitan percetakan &	5.2	8.6	2.8	7.7	11.5	12.8	23.2	31.1	10.2	0.7	4.9	3.1
18200	Penerbitan semula media rakaman												
192 (19201 & 19202)	Pembuatan produk petroleum bertapis	5.9	0.9	0.8	0.2	0.9	1.8	17.5	22.1	1.6	0.1	1.8	0.6
201	Pembuatan kimia asas, baja dan sebatian nitrogen, plastik dan getah sintetik dalam bentuk primer	0.5	-5.9	-10.7	-9.3	-2.9	-0.03	37.7	9.9	4.7	-7.7	-10.6	-13.8
20111	Pembuatan gas perindustrian atau perubatan bukan organik dalam bentuk cecair atau mampat	21.3	-7.9	-6.2	-8.8	-5.4	-11.1	15.6	14.3	28.0	9.9	-10.5	-14.9
20112 &	Pembuatan kimia organik asas &	-2.5	-18.0	-23.6	-20.0	-17.4	-10.0	58.6	-5.5	1.7	-23.0	-22.6	-25.1
20113	Pembuatan sebatian bukan organik												
20121 &	Pembuatan baja &	-7.6	-8.0	-10.7	-13.6	-1.0	-5.8	56.9	9.9	2.1	-13.4	-10.9	-7.8
20129	Pembuatan produk campuran nitrogen												
20131	Pembuatan plastik dalam bentuk primer	3.5	19.3	14.6	12.2	24.2	26.5	10.3	40.2	1.9	22.1	15.5	7.2
	Industri lain	-9.0	-7.0	-13.5	-3.3	-1.3	-8.5	42.5	8.6	4.0	-12.5	-13.5	-14.5
202 & 203	Pembuatan produk kimia lain dan serat buatan manusia	3.2	3.8	6.2	4.3	2.1	2.4	23.6	30.8	-2.6	2.7	6.6	9.3
20210	Pembuatan racun perosak dan produk agrokimia lain	17.4	18.1	16.8	11.2	20.6	24.2	9.4	45.9	32.3	20.1	20.7	11.0
20221	Pembuatan cat, varnis dan penyadur dan mastik	16.1	7.0	12.4	12.8	3.5	-0.3	7.7	38.8	-4.8	9.5	13.7	13.9
20222	Pembuatan dakwat cetak	-10.3	-18.9	-14.9	-18.0	-23.5	-19.5	78.9	5.4	-8.3	-15.7	-11.0	-17.9
20231 &	Pembuatan sabun dan bahan pencuci, penyediaan membersihkan dan mengilat &	6.2	-1.7	-2.5	-2.1	-2.6	0.4	28.9	19.8	-6.8	-5.8	-5.1	3.3
20232	Pembuatan pewangi dan penyediaan dandanan diri												
20291 &	Pembuatan plat fotografi, filem, sensitized paper dan other sensitized unexposed materials &	-4.8	9.3	16.3	12.1	6.6	3.1	18.9	42.4	-9.4	8.7	18.8	22.5
20292 &	Pembuatan dakwat menulis dan melukis &												
20299	Pembuatan produk kimia lain t.t.t.l.												
	Industri lain	-12.7	-19.0	-31.7	-30.4	-9.7	5.2	91.8	-13.8	6.1	-32.4	-33.2	-29.1
210	Pembuatan produk farmaseutikal, kimia perubatan dan botani	1.9	0.9	1.4	0.6	0.3	1.3	29.5	26.4	1.6	1.4	0.8	1.9
21001	Pembuatan bahan aktif ubat-ubatan untuk digunakan oleh bidang farmakologi dalam pembuatan ubat-ubatan	-0.9	-1.0	-1.7	-1.1	-0.5	-0.6	34.5	22.6	-4.0	-1.1	-2.1	-2.0
	Industri lain	13.1	7.4	13.1	6.6	3.1	7.8	13.0	41.2	19.9	11.2	11.6	16.6
221	Pembuatan produk getah	-1.4	-0.6	1.9	-1.6	-2.6	0.3	31.4	26.7	1.6	5.2	0.9	-0.3
22111	Pembuatan tayar getah untuk kenderaan	25.7	-24.9	-10.2	-27.7	-30.7	-30.1	6.5	2.6	-17.5	-1.5	-13.7	-16.2
22112	Pembuatan bunga tayar yang boleh ditukar ganti dan tayar celup	27.3	22.0	26.6	25.1	20.9	16.4	-13.4	61.3	9.8	32.1	23.9	24.4
22191 &	Pembuatan produk lain daripada getah asli atau sintetik, tidak divulkan, divulkan atau dikeraskan &	4.4	7.4	5.8	5.7	6.8	10.9	20.5	32.1	19.5	12.1	0.5	4.9
22193	Pengilangan semula getah dan prosesan susu getah												
22192	Pembuatan sarung tangan getah	-8.6	3.9	5.8	2.6	1.8	5.6	38.1	33.2	2.3	7.9	5.0	4.7
22199	Pembuatan produk getah lain yang t.t.t.l.	-4.0	-9.5	-8.3	-8.5	-11.4	-9.7	51.1	14.3	-13.1	-7.7	-3.5	-13.4
222	Pembuatan produk plastik	2.7	2.3	0.7	1.6	3.6	3.3	25.0	27.0	0.9	0.9	1.6	-0.4
22201 &	Pembuatan produk plastik separa siap &	0.9	-8.6	-9.6	-9.8	-9.5	-5.4	32.3	12.9	2.5	-9.9	-10.1	-8.8
22202	Pembuatan produk plastik siap												
22203	Pembuatan artikel plastik untuk pembungkusan barangan	19.5	3.9	-4.1	-3.7	8.8	16.3	5.8	22.2	15.1	-0.7	0.2	-10.5
22204	Pembuatan barangan plastik jurubina	17.5	-0.2	6.7	-7.9	-2.2	3.6	8.4	30.0	4.9	12.5	3.4	4.5
22205	Pembuatan pinggan mangkuk, peralatan dapur dan barangan tandas daripada plastik	-2.3	9.4	2.2	5.3	11.1	19.1	33.6	29.3	-6.8	1.3	1.7	3.5
22209	Pembuatan pelbagai produk plastik t.t.t.l.	-6.8	11.6	17.8	20.7	11.5	-1.1	32.1	48.9	-10.7	15.6	18.4	19.5
231 (23101 & 23102 & 23109)	Pembuatan kaca dan produk kaca	3.6	2.5	0.1	6.5	3.6	0.0	21.3	28.9	-4.9	-5.5	0.05	6.3

2025														Group Description/Period
Apr.	Mei	Jun	Jul.	Ogo.	Sep.	Okt.	Nov.	Dis.	Jan.	Feb.	Mac	Apr.	Mei	
3.4	3.3	3.4	4.0	1.6	1.3	0.4	0.3	1.2	1.3	1.7	2.7	2.0	0.9	Manufacture of products of wood, cork, straw and plaiting materials
6.4	6.6	7.5	6.5	4.6	4.5	1.6	1.1	0.5	0.7	-0.2	1.8	-2.6	-2.1	Manufacture of veneer sheets and plywood
-2.6	-1.1	-0.9	-8.5	-14.3	-10.0	-9.5	-10.5	-12.4	-13.4	-13.2	-14.5	-5.4	-6.2	Manufacture of particle board and fibreboard
-4.8	-4.4	-4.6	4.0	1.4	-0.1	3.6	3.6	17.6	17.9	19.3	19.0	17.9	16.8	Manufacture of builders' carpentry
12.4	8.4	6.5	8.0	7.6	4.1	1.8	4.1	-3.7	-3.6	-0.6	1.3	1.3	-4.6	Other industry
0.4	0.3	0.6	1.0	0.4	0.1	0.5	0.7	0.4	0.3	0.5	0.3	1.5	1.3	Manufacture of paper and paper products
1.4	8.1	2.8	-2.8	-5.0	-3.6	-3.8	-4.5	-3.9	-7.1	-5.0	-10.2	-5.7	-2.9	Manufacture of pulp, paper and paperboard
1.4	-1.5	1.9	-2.8	0.3	-0.8	-1.0	-1.2	-0.9	3.1	3.0	4.8	4.0	5.0	Manufacture of corrugated paper and paperboard and of containers of paper and paperboard
2.7	2.0	2.8	6.7	22.7	14.2	13.0	9.4	10.3	8.2	9.0	3.5	3.3	4.1	Manufacture of envelopes and letter-card
1.4	4.6	2.3	19.2	4.5	4.9	6.0	5.9	6.1	-3.8	-3.3	-6.2	-0.8	-2.0	Manufacture of household and personal hygiene paper
-10.3	-10.6	-11.2	-6.5	-6.9	-1.8	-2.7	-0.9	-1.5	4.0	4.6	4.4	3.4	3.5	Manufacture of gummed or adhesive paper in strips or rolls and labels and wall paper
3.8	4.0	2.2	-0.6	2.1	-1.7	1.8	3.9	-0.04	-1.1	-1.7	1.0	1.1	-4.1	Other industry
6.3	5.2	6.3	7.1	4.8	2.9	3.6	4.4	2.5	2.4	2.6	2.3	2.5	2.9	Printing, service activities related to printing and reproduction of recorded media
6.0	4.7	6.2	6.6	3.5	1.3	2.0	2.6	0.9	0.5	0.7	0.4	1.2	2.7	Printing
8.0	8.1	7.0	10.3	12.2	11.9	12.4	14.2	11.9	12.1	12.5	13.1	9.9	3.8	Service activities related to printing
														Reproduction of recorded media
0.4	-1.1	1.2	1.9	0.5	0.2	1.1	2.6	1.7	1.8	1.5	1.2	1.8	1.5	Manufacture of refined petroleum products
-10.1	-8.2	-9.5	-7.1	-0.6	-0.9	-1.5	0.6	0.7	-0.5	7.3	5.9	6.0	5.2	Manufacture of basic chemicals, fertilizer and nitrogen compounds, plastics and synthetic rubber in primary forms
-9.1	-8.7	-8.4	-6.9	-9.7	0.2	-13.6	-12.1	-7.7	14.7	20.6	38.5	32.6	34.8	Manufacture of liquefied or compressed inorganic industrial or medical gases
-19.1	-19.1	-21.9	-22.0	-14.4	-15.4	-11.5	-8.9	-9.7	-5.3	5.9	1.8	2.3	4.3	Manufacture of basic organic chemicals
														Manufacture of inorganic compounds
														Manufacture of fertilizers
-13.2	-13.5	-14.1	-7.6	6.6	-1.9	-3.8	-4.5	-9.2	-7.6	0.6	-0.2	4.4	14.1	Manufacture of associated nitrogen products
7.8	13.1	15.8	20.0	26.9	25.8	25.0	26.3	28.1	3.2	6.1	1.3	4.7	-5.7	Manufacture of plastics in primary forms
-2.4	-4.3	-3.4	3.8	-1.8	-5.5	-14.9	-3.2	-7.2	-3.8	8.3	16.1	-5.1	7.0	Other industry
7.3	2.1	3.6	2.0	2.2	2.0	2.5	2.2	2.6	2.5	-3.5	-2.9	-4.4	-4.6	Manufacture of other chemical products and man-made fibres
11.0	11.3	11.4	11.0	31.3	21.0	25.2	24.4	23.1	38.5	30.5	30.9	30.4	31.9	Manufacture of pesticides and other agrochemical products
13.4	10.5	14.4	14.2	0.3	-3.3	-4.3	1.8	1.7	2.7	-10.9	-3.2	-2.5	-9.1	Manufacture of paints, varnishes and similar coatings ink and mastics
-10.1	-23.9	-20.0	-22.9	-25.1	-22.4	-23.4	-22.9	-12.2	-6.4	-11.3	-8.1	-8.7	-6.7	Manufacture of printing ink
-3.9	-1.4	-0.8	-3.1	-3.4	-1.2	2.0	-1.1	0.3	0.8	-9.6	-5.3	-10.2	-9.7	Manufacture of soap and detergents, cleaning and polishing preparations
														Manufacture of perfumes and toilet preparations
														Manufacture of photographic plates, films, sensitized paper and other sensitized unexposed materials
21.7	6.8	7.5	6.0	6.8	7.1	4.0	3.6	1.8	-6.1	-3.4	-12.3	-12.6	-13.0	Manufacture of writing and drawing ink
														Manufacture of other chemical products n.e.c.
-29.9	-31.3	-29.9	-28.2	-1.5	8.5	8.2	4.4	3.0	5.8	-0.3	10.3	9.3	6.0	Other industry
0.7	0.3	0.9	0.3	0.5	0.2	0.5	1.6	1.9	1.4	0.8	0.5	1.8	3.4	Manufacture of pharmaceuticals, medicinal chemical and botanical products
-2.1	-1.0	0.1	-0.4	-0.3	-0.9	0.5	0.1	-2.1	-4.8	-3.4	-4.7	-4.4	-2.5	Manufacture of medicinal active substances to be used for their pharmacological properties in the manufacture of medicaments
11.4	5.0	3.5	2.2	3.2	3.8	0.5	6.4	17.0	22.8	14.5	16.7	22.5	22.9	Other industry
-2.0	-1.8	-1.0	-4.4	-3.8	0.4	0.7	0.1	0.2	3.8	1.5	1.3	0.8	0.7	Manufacture of rubber products
-31.4	-29.1	-22.6	-30.8	-30.3	-31.1	-31.5	-29.4	-29.4	-18.3	-19.6	-21.6	-18.2	-9.2	Manufacture of rubber tyres for vehicles
26.9	24.4	24.2	25.1	19.9	17.9	17.2	15.1	16.8	30.1	23.5	3.1	-0.05	-2.3	Manufacture of interchangeable tyre treads and retreading rubber tyres
														Manufacture of other products of natural or synthetic rubber, unvulcanized, vulcanized or hardened
														Rubber remilling and latex processing
														Manufacture of rubber gloves
-8.8	-5.3	-11.5	-10.7	-10.8	-12.8	-13.2	-10.1	-5.5	-14.0	-17.0	-11.0	-10.0	-13.1	Manufacture of other rubber products n.e.c.
0.8	2.1	2.0	4.5	3.9	2.5	3.1	3.7	3.2	1.1	1.8	1.1	0.4	0.2	Manufacture of plastics products
-10.6	-9.0	-9.7	-9.8	-9.6	-9.1	-6.3	-6.2	-3.8	-1.5	0.4	4.9	5.0	4.0	Manufacture of semi-manufactures of plastic products
														Manufacture of finished plastic products
-3.5	-3.4	-4.3	0.6	13.4	13.7	17.6	17.7	13.8	15.5	14.9	15.5	14.6	15.1	Manufacture of plastic articles for the packing of goods
-0.8	-13.9	-8.5	-4.7	-5.0	3.3	4.8	5.9	0.4	-0.05	1.0	7.8	5.4	10.4	Manufacture of builders' plastics ware
3.7	5.9	6.4	10.0	11.7	11.5	12.7	22.4	22.5	-7.7	-3.9	-5.9	-8.4	-8.1	Manufacture of plastic tableware, kitchenware and toilet articles
18.8	21.7	21.8	23.4	8.8	3.5	-0.6	-0.8	-1.8	-6.1	-5.5	-13.0	-14.1	-14.6	Manufacture of diverse plastic products n.e.c.
8.3	5.4	5.8	5.1	4.5	1.3	0.4	1.8	-2.2	-3.2	-3.6	-6.3	-5.0	-6.5	Manufacture of glass and glass products

Jadual Table **1.6b** : Gaji dan Upah yang Dibayar Sektor Pembuatan Mengikut Kumpulan: Perubahan Peratusan Tahunan
 : *Salaries and Wages Paid of Manufacturing Sector by Group: Annual Percentage Change*

Kod Kumpulan Group code	Keterangan Kumpulan/Tempoh	2024		2025				2024					
		2023	2024	Q1	Q2	Q3	Q4	Q1	(Jan. - Mei)	(Jan. - Mei)	Jan.	Feb.	Mac
239	Pembuatan pengeluaran galian bukan logam t.t.t.l.	2.2	3.6	6.3	3.9	2.2	2.3	25.7	32.8	4.6	5.9	6.9	6.1
23911	Pembuatan mortar refraktori dan konkrit &												
23921	Pembuatan seramik bukan refraktori	2.9	8.4	17.7	7.8	3.4	5.8	12.3	45.2	-1.4	15.0	19.8	18.2
23930	Pembuatan produk porselin dan seramik lain	-14.1	3.2	-9.0	1.9	10.0	9.7	69.8	19.0	17.3	-24.3	0.7	1.5
23941	Pembuatan simen hidraulik	5.6	-16.5	-8.0	-18.4	-18.7	-21.0	37.4	11.2	-15.7	1.7	-13.3	-13.2
23951	Pembuatan konkrit dan mortar siap bancuh dan banchuan kering	-3.8	8.4	7.8	9.0	6.6	10.3	29.3	35.4	17.1	6.2	6.1	11.1
23952	Pembuatan konkrit pratuangan, simen atau artikel batu buatan yang digunakan dalam pembinaan;												
23953	& Pembuatan komponen struktur pasang siap untuk bangunan atau kejuruteraan awam dari simen, batu atau konkrit buatan	5.1	2.2	5.6	2.6	1.0	-0.2	24.9	31.9	-1.1	5.9	6.5	4.5
23959	& Pembuatan artikel konkrit, simen dan plaster lain t.t.t.l.												
23990	Pembuatan produk mineral bukan logam lain t.t.t.l. Industri lain	9.8	8.0	11.2	9.1	6.8	5.2	11.2	39.7	11.3	13.5	13.3	7.0
		-1.9	4.4	6.2	5.8	3.1	2.6	33.5	33.2	3.9	4.3	7.3	7.0
241 (24101 & 24102 & 24103 & 24104 & 24109)	Pembuatan besi dan keluli asas	1.2	-0.04	-0.1	-0.8	0.3	0.5	30.7	23.6	-0.5	2.2	-2.3	-0.4
242 (24201 & 24202 & 24209)	Pembuatan logam asas berharga dan logam bukan ferus lain	5.1	8.4	4.2	10.4	11.4	7.9	15.8	32.0	4.7	3.3	4.1	5.3
243	Pengacuan logam	-4.3	-0.6	0.7	-1.4	1.5	-3.1	36.1	24.4	-0.5	-1.1	5.3	-2.0
251 & 252	Pembuatan produk struktur logam, tangki, takungan, penjana wap, senjata dan peluru	4.8	4.2	6.7	2.5	4.8	2.8	19.2	31.4	3.5	9.8	6.2	4.2
25113	Pembuatan pintu, tingkap dan bingkai, penutup tingkap dan pintu pagar daripada logam	5.9	-3.0	-2.6	-5.3	-3.2	-1.0	28.7	20.4	-1.4	3.7	-5.8	-5.7
25119	Pembuatan produk struktur logam lain												
25120	Pembuatan tangki, takungan dan kontena daripada logam Industri lain	3.5	16.4	22.1	15.3	17.7	10.9	6.9	49.6	9.9	22.6	22.7	20.9
		4.0	-2.0	1.8	-1.6	-0.2	-7.7	23.2	25.2	1.9	-2.2	8.7	-1.0
259	Pembuatan lain-lain produk yang direka daripada logam; aktiviti perkhidmatan kerja logam	5.8	8.0	7.5	11.4	8.8	4.6	17.6	35.8	4.2	8.0	6.3	8.0
25910	Tempaan, tekanan, hentakan dan bentuk gelekkan logam; serbuk metalurgi	-1.4	6.4	3.9	6.2	7.0	8.2	34.3	30.8	14.4	2.8	2.9	6.0
25920	Rawatan dan penyalutan logam; menggunakan mesin	-4.8	2.3	1.1	3.8	-0.6	4.7	34.2	27.8	-3.3	-0.6	-0.1	4.1
25991	Pembuatan tin untuk produk makanan dan minuman, tiub dan kotak boleh dilipat	16.8	13.5	16.2	20.5	13.2	5.9	-4.9	46.8	4.6	16.0	17.2	15.4
25992	Pembuatan kabel, plaited bands (jalur/pita berpintal) dan artikel seumpamanya daripada logam	10.2	11.7	17.3	16.7	12.9	0.7	4.6	46.8	-1.4	18.1	16.0	17.9
25993	Pembuatan bolt, skru, nat dan produk uliran seumpamanya												
25994	Pembuatan barangan rumah daripada logam	0.3	7.1	9.9	10.4	4.5	3.9	20.3	37.3	7.1	8.5	12.4	8.8
25999	Pembuatan produk lain yang direka daripada logam t.t.t.l. Industri lain	5.7	6.5	-0.6	11.6	9.2	6.6	21.2	28.6	6.8	-1.2	-1.1	0.4
		13.4	-0.01	2.4	-4.1	1.8	-0.1	43.8	22.9	5.1	27.8	-8.2	-8.1
261	Pembuatan komponen dan papan elektronik	0.4	-7.4	-7.5	-8.6	-6.7	-7.0	40.5	14.3	-5.7	-4.7	-8.6	-9.0
26101	Pembuatan diod, transistor dan alatan semikonduktor yang seumpamanya	0.6	-4.4	-5.0	-7.3	-3.4	-1.7	37.7	16.2	-1.2	-3.2	-4.8	-7.0
26102	Pembuatan litar elektronik bersepadu dengan pemasangan mikro												
26103	Pembuatan kapasitor dan perintang elektrik												
26104	Pembuatan papan litar bercetak	0.3	-14.6	-13.3	-12.1	-15.2	-17.9	47.5	9.0	-14.8	-8.8	-16.7	-14.3
26105	Pembuatan komponen paparan												
26109	Pembuatan komponen lain untuk aplikasi elektronik	-0.9	0.04	2.0	-0.4	3.0	-4.4	32.4	26.5	-7.8	5.5	-0.1	0.7
262 (26201 & 26202)	Pembuatan komputer dan kelengkapan peranti	3.1	12.4	5.1	5.8	18.1	19.7	25.2	30.9	18.8	6.6	2.9	5.8
263/26300	Pembuatan peralatan komunikasi	-0.7	1.9	-6.1	1.9	6.9	5.8	34.8	19.0	11.8	-9.5	-3.0	-5.6
264/26400	Pembuatan peralatan elektronik pengguna	-0.2	-24.7	-5.5	-20.1	-40.8	-30.9	40.8	11.5	-7.8	5.7	-2.9	-19.0
265	Pembuatan kelengkapan mengukur, menguji, memandu arah dan kawalan; jam tangan dan jam	21.3	20.8	26.5	26.5	14.5	17.2	-12.1	62.3	11.7	22.9	27.8	28.6
26511	Pembuatan kelengkapan mengukur, menguji, memandu arah dan kawalan	22.4	22.2	28.5	27.7	15.8	18.6	-14.1	65.0	12.8	25.0	29.7	30.4
26512	Pembuatan kelengkapan kawalan proses perindustrian												
26520	Pembuatan jam tangan dan jam dan bahagiannya	6.8	-0.4	2.4	6.2	-4.4	-5.2	19.4	28.2	-6.8	-0.4	3.8	4.0
266/26600	Pembuatan peralatan penyinaran, perubatan elektro dan elektroterapeutik	-1.2	7.6	2.5	-1.8	16.8	14.7	22.1	26.3	-7.9	1.7	1.2	4.8

2025														Group Description/Period
Apr.	Mei	Jun	Jul.	Ogo.	Sep.	Okt.	Nov.	Dis.	Jan.	Feb.	Mac	Apr.	Mei	
6.1	3.0	2.6	3.2	2.8	0.7	2.7	2.1	2.0	3.3	4.2	5.3	5.2	5.0	Manufacture of non-metallic mineral products
														<i>Manufacture of refractory mortars and concretes</i>
13.5	7.1	3.1	3.0	3.3	3.8	2.8	6.5	8.0	-0.9	-0.7	1.0	-3.0	-3.5	<i>Manufacture of non-refractory ceramic</i>
0.5	2.4	2.9	7.1	11.0	11.8	11.1	7.9	10.2	17.9	17.0	18.0	16.5	17.3	<i>Manufacture of other porcelain and ceramic products</i>
-16.7	-19.1	-19.2	-10.9	-21.5	-23.8	-19.6	-20.8	-22.5	-19.9	-10.5	-12.5	-11.5	-22.8	<i>Manufacture of hydraulic cement</i>
11.1	7.9	8.1	7.7	6.6	5.5	9.2	9.4	12.3	16.6	17.1	14.0	16.8	21.0	<i>Manufacture of ready-mix and dry-mix concrete and mortars</i>
														<i>Manufacture of precast concrete, cement or artificial stone articles for use in construction</i>
3.7	2.1	2.2	0.9	2.7	-0.6	2.5	-1.2	-1.8	0.2	-0.3	-1.0	-1.4	-2.9	<i>Manufacture of prefabricated structural components for building or civil engineering of cement, concrete or artificial stone</i>
														<i>Manufacture of other articles of concrete, cement and plaster n.e.c.</i>
13.6	6.2	8.0	7.9	8.4	4.3	4.7	7.2	3.8	2.7	3.1	18.2	17.7	15.7	<i>Manufacture of other non-metallic mineral products n.e.c.</i>
7.7	7.4	2.2	6.2	1.6	1.7	0.7	3.6	3.6	7.1	6.3	1.0	0.6	5.2	<i>Other industry</i>
0.1	-2.0	-0.5	-0.3	0.1	1.1	0.0	1.1	0.4	-3.9	0.6	-0.1	0.7	0.3	Manufacture of basic iron and steel
11.2	10.1	10.0	11.6	11.1	11.4	7.5	6.9	9.4	9.0	5.7	2.3	4.7	1.5	Manufacture of basic precious and other non-ferrous metals
2.8	-3.0	-4.2	2.4	2.2	-0.1	-1.1	-2.6	-5.4	-1.6	-7.1	2.0	-1.6	6.7	Casting of metals
1.6	2.8	3.2	4.5	6.0	4.0	5.0	3.3	0.2	2.2	2.6	1.9	6.4	4.8	Manufacture of structural metal products, tanks, reservoirs , steam generators , weapons and ammunition
														<i>Manufacture of metal doors, windows and their frames, shutters and gates</i>
-6.4	-5.3	-4.2	-4.6	-1.1	-3.7	0.2	-1.0	-2.0	1.3	1.4	-3.3	-2.0	-4.6	<i>Manufacture of other structural metal products</i>
14.3	16.0	15.6	18.8	17.2	17.2	16.1	12.8	4.9	3.3	6.3	8.4	16.1	16.1	<i>Manufacture of tanks, reservoirs and containers of metal</i>
-1.7	-1.6	-1.7	0.4	2.9	-4.1	-8.1	-7.9	-7.1	2.6	-5.6	0.9	7.6	4.8	<i>Other industry</i>
11.9	11.0	11.3	9.7	9.1	7.6	5.3	4.4	4.1	5.1	5.0	4.5	3.8	2.6	Manufacture of other fabricated metal products; metal working service activities
														<i>Forging, pressing, stamping and roll-forming of metal; powder metallurgy</i>
6.3	6.4	6.0	6.0	7.4	7.6	8.4	8.9	7.3	11.6	13.4	15.8	15.3	15.6	<i>Treatment and coating of metals; machining</i>
5.6	6.0	-0.1	-0.3	-0.7	-0.9	11.7	4.5	-0.9	-0.7	-1.4	-1.1	-6.4	-6.6	<i>Manufacture of tins and cans for food products, collapsible tubes and boxes</i>
20.1	20.8	20.7	23.8	11.5	5.6	5.9	3.1	8.6	8.6	6.7	9.2	-0.3	-1.4	<i>Manufacture of metal cable, plaited bands and similar articles</i>
19.4	13.4	17.4	12.7	14.4	11.5	1.7	0.5	0.1	0.8	-0.6	-4.2	0.8	-3.8	<i>Manufacture of bolts, screws, nuts and similar threaded products</i>
8.4	12.7	10.2	4.9	4.1	4.3	5.9	4.6	1.2	7.6	5.0	3.7	10.3	8.7	<i>Manufacture of metal household articles</i>
11.3	11.9	11.6	8.6	9.5	9.6	4.9	7.7	7.3	7.3	7.8	7.2	5.7	5.9	<i>Manufacture of any other fabricated metal products n.e.c.</i>
-7.9	-3.8	-0.4	1.7	1.7	1.8	1.5	-0.8	-1.0	-1.6	6.4	6.1	5.8	9.7	<i>Other industry</i>
-10.5	-8.3	-7.0	-6.6	-6.6	-6.8	-7.2	-6.2	-7.6	-7.0	-7.0	-5.4	-2.4	-6.5	Manufacture of electronic components and boards
														<i>Manufacture of diodes, transistors and similar semiconductor devices</i>
-9.0	-7.6	-5.3	-4.1	-2.9	-3.1	-2.9	-0.6	-1.7	-1.2	-3.2	-3.3	4.3	-2.5	<i>Manufacture of electronic integrated circuits micro assemblies</i>
														<i>Manufacture of electrical capacitors and resistors</i>
-14.8	-10.4	-11.3	-14.4	-16.4	-14.7	-16.4	-17.4	-19.7	-17.7	-14.9	-10.0	-16.5	-14.7	<i>Manufacture of printed circuit boards</i>
														<i>Manufacture of display components</i>
0.4	-0.1	-1.6	7.7	6.9	-5.4	-5.2	-3.6	-4.2	-15.2	-7.7	-5.8	-7.1	-2.9	<i>Manufacture of other components for electronic applications</i>
2.5	0.8	14.8	15.6	18.2	20.5	21.0	18.7	19.5	18.8	18.2	18.7	13.3	24.8	Manufacture of computers and peripheral equipment
-3.6	6.7	2.9	14.1	0.7	6.4	6.2	5.6	5.9	15.1	10.5	12.3	13.6	8.0	Manufacture of communication equipment
-18.3	-17.2	-24.8	-40.8	-40.6	-41.0	-32.2	-32.3	-28.1	-28.4	-15.2	-2.2	9.5	6.9	Manufacture of consumer electronics
25.2	23.2	30.6	28.5	8.7	6.5	16.8	16.4	18.1	21.0	17.8	9.1	9.4	3.6	Manufacture of measuring, testing, navigating and control equipment; watches and clocks
														<i>Manufacture of measuring, testing, navigating and control equipment</i>
26.8	24.1	31.8	30.7	9.6	7.3	18.3	17.6	19.6	22.9	19.5	10.3	10.1	4.1	<i>Manufacture of industrial process control equipment</i>
1.6	8.8	8.3	-3.9	-4.6	-4.6	-6.1	-2.4	-7.2	-6.6	-8.1	-10.9	-2.6	-5.7	<i>Manufacture of watches and clocks and parts</i>
-4.8	3.7	-4.2	16.0	14.5	20.0	19.6	19.9	5.9	-6.1	-8.5	-9.0	-8.0	-7.7	Manufacture of irradiation, electromedical and electrotherapeutic equipment

Jadual Table **1.6b** : Gaji dan Upah yang Dibayar Sektor Pembuatan Mengikut Kumpulan: Perubahan Peratusan Tahunan
 : *Salaries and Wages Paid of Manufacturing Sector by Group: Annual Percentage Change*

Kod Kumpulan Group code	Keterangan Kumpulan/Tempoh	2024		2025				2024			2025		
		2023	2024	Q1	Q2	Q3	Q4	Q1	2024		2025		
									(Jan. - Mei)	(Jan. - Mei)	Jan.	Feb.	Mac
267 (26701 & 26702) & 268 (26800)	Pembuatan peralatan optikal, kelengkapan fotografi, media magnetik dan optikal	-0.1	5.6	10.7	6.2	3.1	2.6	18.8	35.4	-4.1	7.4	13.9	10.9
271	Pembuatan motor elektrik, penjana, transformer dan perkakasan pengagihan dan pengawalan elektrik	-0.4	3.1	-1.9	7.4	5.9	1.5	32.2	25.7	2.9	-2.2	0.1	-3.7
	27101 Pembuatan motor elektrik, penjana dan transformer	3.2	7.3	10.8	5.9	9.2	3.7	16.9	36.6	12.1	8.9	9.8	14.0
	27102 Pembuatan perkakasan pengagihan dan pengawalan elektrik	-2.7	0.4	-9.1	8.4	3.6	-0.1	42.5	19.4	-3.2	-8.9	-5.3	-12.9
272/ 27200	Pembuatan bateri dan akumulator	14.2	8.3	5.7	19.6	9.7	-1.2	7.9	39.3	-6.6	1.7	8.0	7.1
273	Pembuatan pendawaian dan peranti pendawaian	-5.6	-13.8	-15.8	-17.2	-14.4	-7.0	53.2	4.9	-3.6	-15.9	-17.7	-13.6
	27310 Pembuatan kabel gantian optikal	10.4	4.5	3.8	4.4	3.4	6.4	12.4	34.4	16.0	4.1	3.1	4.2
	27320 Pembuatan wayar dan kabel elektronik dan elektrik lain	-6.4	-16.4	-18.2	-20.4	-17.1	-9.0	57.1	1.2	-5.9	-18.3	-20.4	-15.8
	27330 Pembuatan alatan pendawaian pembawa dan bukan pembawa arus untuk litar elektrik (tanpa mengira jenis bahan)	-20.1	12.0	10.8	15.9	11.5	9.7	60.1	44.1	-1.1	8.7	15.5	8.1
274/ 27400	Pembuatan kelengkapan pencahayaan elektrik	0.6	15.9	14.3	22.7	16.2	11.7	12.9	44.7	23.3	8.3	8.5	28.5
275/ 27500	Pembuatan perkakasan domestik	-9.3	-11.7	1.9	-16.5	-19.7	-11.5	63.5	25.0	-20.0	3.8	-0.7	2.7
279/ 27900	Pembuatan kelengkapan elektrik lain	12.4	15.4	0.3	20.4	20.8	20.9	2.0	32.2	22.3	3.9	-5.8	2.8
281 & 282	Pembuatan jentera kegunaan umum dan kegunaan khas	0.6	-0.7	-1.5	-2.5	-0.7	1.6	31.1	21.5	1.4	-1.7	-1.3	-1.6
	28120 Pembuatan alat-alat kuasa bendalir &	3.7	-29.7	-31.0	-34.1	-31.6	-22.7	90.3	-14.7	-14.1	-29.6	-30.2	-33.1
	28130 Pembuatan pam, pemampat, kepala paip dan injap lain												
	28180 Pembuatan alatan tangan yang menggunakan kuasa dilengkapkan dengan motor elektrik atau bukan motor elektrik atau pneumatik	-2.2	-0.5	-1.8	-6.9	-0.7	6.8	38.7	20.6	13.0	-0.9	4.7	-8.8
	28220 Pembuatan jentera pembenturan logam dan alatan mesin												
	28192 Pembuatan mesin penyaman udara, termasuk untuk kenderaan bermotor	-14.3	1.9	-2.0	1.7	2.0	6.6	30.7	20.3	4.4	-4.5	-0.7	-0.8
	28290 Pembuatan lain-lain mesin bertujuan khas t.t.t.l. Industri lain	-2.3	-4.1	-12.0	-10.8	1.5	7.6	56.1	9.5	-19.2	-9.4	-17.1	-9.2
		8.1	4.3	6.4	6.3	3.6	1.0	16.2	31.7	2.4	5.3	5.2	9.0
291 (29101 & 29102)	Pembuatan kenderaan bermotor	-3.7	-8.5	-3.5	-11.3	-11.1	-8.2	46.7	17.4	-13.2	-2.0	-3.2	-5.5
292/ 29200	Pembuatan kerangka (coachwork) untuk kenderaan bermotor; pembuatan treler dan semi treler	16.6	4.6	9.3	10.9	2.5	-2.9	0.0	36.9	0.4	8.5	9.1	10.5
293/ 29300	Pembuatan alat ganti dan aksesori untuk kenderaan bermotor	4.2	6.3	2.6	7.2	8.7	6.9	30.3	32.4	7.5	3.6	2.7	1.4
301 (30110 & 30120)	Pembinaan kapal dan bot	11.0	16.8	17.2	17.3	18.2	14.7	10.3	46.9	17.9	23.8	16.9	12.0
302, 303, 304 & 309	Pembuatan lokomotif keretapi, rolling stock, kapal angkasa dan udara, jentera berkaitan, kenderaan tempur ketenteraan, dan kelengkapan pengangkutan t.t.t.l.	-0.3	1.0	-1.0	1.0	1.6	2.7	32.3	24.7	-0.3	-1.9	-1.5	0.3
	30910 Pembuatan motosikal	0.04	3.21	2.3	2.8	1.9	5.8	32.3	28.2	4.5	4.0	-0.6	3.5
	30920 Pembuatan basikal dan invalid carriages Industri lain	-12.5	-18.6	-30.9	-25.8	-4.5	-6.7	84.7	-12.6	-3.7	-29.9	-30.2	-32.5
		6.2	5.3	7.7	11.1	3.7	-1.1	13.5	37.1	-9.9	-0.2	12.4	11.0
310	Pembuatan perabot	5.1	1.1	1.7	1.4	0.7	0.6	25.2	26.9	0.8	1.5	1.7	1.9
	31001 Pembuatan perabot kayu dan rotan Industri lain	8.2	0.9	2.9	0.9	-0.4	0.2	19.9	28.5	0.20	2.4	2.9	3.5
		-6.8	1.8	-3.8	3.3	5.8	2.3	49.4	20.0	3.5	-2.4	-3.8	-5.2
321 (32110 & 32120)	Pembuatan barang kemas, bijouterie dan artikel berkaitan	-1.7	2.7	-0.2	9.0	4.6	-2.0	32.5	25.1	9.4	-5.8	3.6	1.8
322, 325 & 329	Pembuatan instrumen muzik, peralatan dan bekalan perubatan dan pergigian dan pembuatan lain t.t.t.l.	0.7	7.4	6.9	5.8	6.9	9.7	28.1	34.5	11.2	4.5	6.6	9.7
	32901 Pembuatan alat tulis Industri lain	-3.6	3.6	0.1	0.6	4.3	9.2	42.9	25.1	13.7	4.0	-1.5	-2.1
		1.8	8.3	8.7	7.1	7.6	9.8	24.6	36.9	10.6	4.6	8.8	12.8
323/ 32300	Pembuatan barangan sukan	-4.6	-16.6	-17.1	-18.1	-14.8	-15.9	50.9	2.6	-9.1	-12.9	-19.9	-18.4
324/ 32400	Pembuatan permainan dan mainan	11.5	-8.0	-13.6	-5.7	-5.0	-7.9	30.6	14.9	-12.1	-15.3	-15.1	-10.8
331 & 332	Pembaikan pemasangan produk logam, jentera, kelengkapan dan pemasangan jentera perindustrian dan kelengkapan	6.7	0.9	0.9	0.9	1.1	0.8	24.1	25.8	1.0	0.9	0.7	1.0
	33150 Pembaikan dan penyelenggaraan kelengkapan pengangkutan kecuali motosikal dan basikal Industri lain	13.3	-2.1	7.2	10.8	-4.9	-20.0	8.4	34.8	-17.9	4.9	8.1	8.4
		4.9	1.8	-0.9	-1.8	2.7	7.5	29.0	23.2	6.9	-0.2	-1.6	-1.0
Jumlah Pembuatan		3.5	1.5	1.2	1.4	1.7	1.7	-36.9	26.4	1.9	2.0	1.0	0.7

2025														Group Description/Period
Apr.	Mei	Jun	Jul.	Ogo.	Sep.	Okt.	Nov.	Dis.	Jan.	Feb.	Mac	Apr.	Mei	
8.5	5.5	4.5	5.9	1.9	1.6	1.9	0.5	5.3	-6.4	-6.3	-9.8	-1.8	5.2	Manufacture of optical instruments, photographic equipment, magnetic and optical media
4.4	8.1	9.5	7.2	4.9	5.5	3.8	0.9	-0.1	2.3	2.4	4.4	2.1	3.3	Manufacture of electric motors, generators, transformers and electricity distribution and control apparatus
1.8	8.3	7.4	13.0	7.3	7.6	3.9	3.7	3.6	2.7	10.0	15.1	16.4	17.5	Manufacture of electric motors, generators and transformers
6.2	8.0	10.9	3.6	3.3	4.0	3.7	-1.3	-2.3	2.0	-2.4	-2.9	-6.6	-5.8	Manufacture of electricity distribution and control apparatus
18.0	16.5	24.7	12.8	8.7	7.8	4.1	-1.2	-6.5	0.3	-9.2	-9.6	-7.1	-6.8	Manufacture of batteries and accumulators
-19.2	-13.0	-19.5	-10.9	-15.3	-17.1	-9.0	-11.9	0.3	-5.5	-4.1	-4.2	0.2	-4.0	Manufacture of wiring and wiring devices
7.2	-0.03	6.5	6.3	2.3	1.8	-2.2	13.2	8.9	9.3	16.6	21.4	23.5	9.7	Manufacture of fibre optic cables
-23.1	-15.1	-23.0	-13.5	-17.8	-19.9	-10.4	-15.2	-1.1	-7.1	-6.3	-7.2	-2.7	-5.8	Manufacture of other electronic and electric wires and cables
28.6	9.4	11.5	16.5	8.6	9.7	9.6	8.6	11.0	-2.5	-2.1	3.5	-2.2	-1.9	Manufacture of current -carrying and non current-carrying wiring devices for electrical circuits regardless of material
20.7	25.3	22.0	23.1	14.2	11.6	11.4	15.5	9.0	10.3	25.6	23.1	37.0	22.2	Manufacture of electric lighting equipment
-2.1	-21.6	-21.3	-22.1	-17.3	-19.9	-16.0	-11.0	-7.5	-15.5	-20.2	-22.1	-15.7	-26.2	Manufacture of domestic appliances
20.5	19.7	20.8	16.9	22.1	23.2	16.2	28.9	18.3	17.5	26.7	21.0	23.4	23.6	Manufacture of other electrical equipment
-1.7	-3.0	-2.7	0.2	-1.9	-0.3	1.2	1.8	1.9	0.8	1.8	1.5	1.9	1.3	Manufacture of general-purpose and special-purpose machinery
-35.7	-33.3	-33.4	-32.6	-32.4	-29.7	-20.9	-21.0	-25.6	-14.3	-14.9	-12.7	-12.6	-16.0	Manufacture of fluid power equipment
-6.7	-6.1	-7.9	-2.1	-4.3	4.3	7.3	2.8	10.2	15.4	9.3	11.5	17.8	11.0	Manufacture of other pumps, compressors, taps and valves
1.0	1.2	2.9	2.3	1.8	2.0	2.4	8.6	8.5	4.9	3.9	4.1	4.1	5.1	Manufacture of power-driven hand tools with self-contained electric or non-electric motor or pneumatic drives
-9.2	-12.9	-10.4	-10.4	8.6	8.5	8.8	10.6	3.8	-14.6	-12.9	-23.0	-23.8	-22.2	Manufacture of metal-forming machinery and machine tools
7.5	5.3	6.0	9.7	1.2	0.4	0.4	1.4	1.3	-0.9	3.0	3.9	2.6	3.6	Manufacture of air-conditioning machines, including for motor vehicles
-10.7	-10.8	-12.2	-12.5	-11.1	-9.7	-10.9	-10.6	-3.5	-13.5	-12.1	-15.0	-15.4	-10.0	Manufacture of motor vehicles
12.1	9.6	11.1	12.5	0.5	-4.0	-3.4	-1.5	-3.8	-1.4	1.0	0.6	0.4	1.8	Manufacture of other special-purpose machinery
8.0	7.2	6.3	7.5	9.8	8.8	9.8	7.3	3.7	7.9	8.1	8.4	8.9	4.4	Manufacture of other special-purpose machinery
18.3	16.1	17.5	18.3	18.4	18.0	18.6	11.4	14.3	13.4	18.9	19.1	20.8	17.0	Other industry
0.1	1.1	1.8	2.1	1.1	1.5	0.7	4.2	3.2	3.9	0.8	-2.6	-2.8	-0.6	Manufacture of motor vehicles
1.1	3.2	4.3	3.9	1.0	0.9	1.0	8.3	8.5	7.2	8.1	1.1	0.2	5.9	Manufacture of bodies (coachwork) for motor vehicles; manufacture of trailers and semi-trailers
-29.4	-25.4	-22.3	-8.2	-2.6	-1.6	1.4	-7.9	-12.9	-7.8	-5.3	-2.1	-1.4	-2.0	Manufacture of parts and accessories for motor vehicles
14.2	10.2	8.8	3.4	3.0	4.6	-0.05	-0.4	-3.0	0.4	-12.8	-11.1	-10.2	-14.9	Building of ships and boats
2.0	1.2	0.8	0.3	1.0	0.7	0.6	0.3	0.9	0.8	1.0	0.8	0.5	0.9	Manufacture of railway locomotives, rolling stock, air and spacecraft, related machinery, military fighting vehicles and transport equipment n.e.c
3.5	-0.1	-0.6	-1.1	-0.2	-0.1	-0.3	-0.1	1.0	0.1	0.2	-0.4	0.3	1.0	Manufacture of motorcycles
-4.3	7.6	7.7	6.6	6.4	4.6	4.8	2.1	0.1	4.0	5.0	6.5	1.5	0.3	Manufacture of bicycles and invalid carriages
1.4	10.0	17.1	6.6	6.2	1.2	3.5	-7.9	-1.1	12.7	8.5	8.8	8.5	8.7	Other industry
9.8	3.0	5.0	8.4	6.4	6.1	8.1	11.1	9.8	11.4	11.3	12.8	11.8	8.7	Manufacture of furniture
1.6	-1.8	2.2	1.7	3.0	8.2	8.0	10.5	9.2	9.1	10.4	15.3	16.8	17.5	Manufacture of wooden and cane furniture
11.9	4.2	5.7	10.1	7.3	5.5	8.1	11.2	10.0	11.9	11.6	12.2	10.7	6.7	Other industry
-19.1	-18.4	-16.8	-16.6	-16.7	-10.4	-22.0	-15.3	-9.7	-15.9	-8.5	-11.8	-0.6	-7.8	Manufacture of musical instruments, medical and dental instruments and supplies and other manufacturing n.e.c.
1.8	-6.8	-11.4	-3.6	-5.6	-5.7	-8.4	-2.0	-12.3	-12.1	-7.8	-14.5	-15.0	-10.5	Manufacture of stationery
0.8	0.7	1.4	1.0	1.5	0.8	1.2	0.8	0.4	0.2	1.4	0.9	1.2	1.4	Other industry
13.5	9.4	9.5	-4.7	-5.2	-4.8	-13.1	-19.6	-25.2	-18.8	-18.7	-17.0	-17.3	-17.6	Manufacture of sports goods
-2.7	-1.7	-0.8	2.4	3.2	2.3	5.1	7.4	10.1	5.8	7.9	6.5	7.1	7.1	Manufacture of games and toys
1.2	1.1	1.8	2.4	1.5	1.2	1.7	1.8	1.7	1.5	2.0	1.8	2.4	1.6	Repair of fabricated metal products, machinery and equipment and installation of industrial machinery and equipment
														Repair and maintenance of transport equipment except motorcycles and bicycles
														Other industry
														Total Manufacturing

Jadual **1.6c** : Gaji dan Upah yang Dibayar Sektor Pembuatan Mengikut Kumpulan: Perubahan Peratusan Bulanan/Suku Tahunan
 Table : *Salaries and Wages Paid of Manufacturing Sector by Group: Monthly/Quarterly Percentage Change*

Kod Kumpulan Group code	Keterangan Kumpulan/Tempoh	2024				2025	2024				
		Q1	Q2	Q3	Q4	Q1	Jan.	Feb.	Mac	Apr.	Mei
101	Pemprosesan dan pengawetan daging	-7.1	0.4	4.0	4.7	3.3	-3.3	-6.2	0.3	0.7	3.1
102	Pemprosesan dan pengawetan ikan, krustasea dan moluska	-2.2	-1.6	5.6	-0.4	21.1	-1.5	-1.9	-1.3	-2.0	3.0
	10201 Pengetinan ikan, krustasea dan moluska &	-3.2	-1.4	4.7	-0.3	23.4	-2.4	-1.7	-2.0	-1.5	3.4
	10202 Pemprosesan dan pengawetan ikan, krustasea dan moluska Industri lain	1.9	-2.3	9.2	-1.0	12.8	2.1	-2.9	1.4	-3.5	1.8
103	Pemprosesan dan pengawetan buah-buahan dan sayur - sayuran	3.0	-1.4	-3.9	-5.5	22.5	4.6	-3.3	5.5	-2.0	-2.4
	10303 Pengetinan nanas &	2.4	1.7	-3.3	0.3	-10.5	1.9	-4.0	4.4	0.3	1.4
	10304 Pembuatan jem, marmalad dan sajian jeli Industri lain	3.0	-1.6	-3.9	-5.9	25.0	4.8	-3.3	5.6	-2.2	-2.7
104	Pembuatan minyak dan lemak daripada sayuran dan haiwan	-0.6	3.1	-0.3	4.0	8.7	-5.9	0.3	-3.3	4.8	1.6
	10404 Pembuatan minyak sayuran mentah dan bertapis &	0.7	-0.4	5.1	3.0	19.8	1.3	-1.2	1.4	0.1	-1.8
	10406 Pembuatan sebatian lemak masakan	0.3	0.1	1.0	-2.1	6.0	0.2	-0.6	5.8	-4.9	2.9
	10405 Pembuatan minyak kelapa Industri lain	-0.8	3.4	-0.7	4.3	8.0	-6.6	0.4	-4.0	5.5	1.8
105	Pembuatan produk tenusu	2.5	0.2	0.1	5.8	13.6	2.1	-14.9	5.9	3.9	-1.4
	10502 Pembuatan susu pekat, tepung dan sejat Industri lain	3.6	-0.6	0.6	6.2	12.5	2.6	-16.3	6.0	4.2	-1.9
		-5.7	7.0	-3.6	2.7	22.5	-2.5	-1.4	5.0	1.8	2.2
106	Pembuatan produk bijian, kanji dan produk berkanji	-4.8	-4.7	0.5	2.1	41.9	1.2	-13.6	0.8	0.9	-1.0
	10611 Pengilangan beras	1.5	-4.3	-1.2	-1.9	44.4	4.5	-3.6	1.2	-3.6	0.4
	10613 Pengilangan tepung Industri lain	-11.4	-6.2	3.5	7.0	38.5	-1.4	-24.3	0.2	5.8	-2.1
		-2.4	1.8	-5.0	-1.0	48.0	-3.1	-8.3	2.1	6.0	-3.7
107	Pembuatan produk makanan lain	-2.9	-2.7	2.2	3.7	13.1	-3.9	-3.1	-0.6	-1.1	0.01
	10711 Pembuatan biskut dan cookies	-5.8	1.5	8.8	1.6	-0.3	-4.5	-3.6	-0.9	1.9	3.0
	10712 Pembuatan roti, kek dan produk bakeri lain	-3.9	1.6	2.5	3.2	9.4	-4.1	1.4	-6.6	6.2	-0.3
	10713 Pembuatan produk snek	4.3	1.5	1.2	2.9	-0.2	0.2	-1.3	2.7	-1.9	0.8
	10721 Pembuatan gula	-1.1	-0.5	-2.7	17.6	33.7	-9.8	7.1	-1.3	-4.1	3.3
	10731 Pembuatan produk koko	-8.3	6.9	-0.6	-1.9	37.5	-1.3	-14.7	3.8	16.2	-10.3
	10732 Pembuatan coklat dan produk coklat &	-7.0	-9.3	-0.8	11.5	26.2	-6.8	-6.0	0.9	-6.6	-1.8
	10733 Pembuatan konfeksi gula	8.8	-6.6	6.3	8.1	-12.6	-7.0	3.7	11.0	-11.3	-4.0
	10793 Pembuatan sos dan bahan perasa	-8.7	-6.5	-1.1	7.0	10.6	-2.4	-15.6	2.4	-1.9	-0.1
	10799 Pembuatan produk makanan lain t.t.t.l. Industri lain	-2.4	-3.7	1.1	-0.7	29.9	-2.8	-2.3	-2.8	-2.0	2.0
108/ 10800	Pembuatan makanan haiwan tersedia	-7.4	-2.9	5.3	6.2	15.0	-6.3	-9.1	-3.1	1.1	0.8
110	Pembuatan minuman ringan	-1.9	-1.4	0.4	11.1	6.2	-5.2	-2.8	0.4	1.8	-4.4
	11041 Pembuatan minuman ringan	-3.8	0.2	0.1	14.4	-0.1	-8.1	-3.2	0.4	2.9	-3.8
	11042 Pengeluaran air mineral semulajadi dan minuman lain yang dibotolkan Industri lain	0.7	-6.7	3.1	1.3	34.3	3.1	-3.2	0.4	-1.2	-7.1
		10.0	-0.3	-4.1	7.7	-7.9	0.7	1.6	0.5	0.9	-2.0
120/ 12000	Pembuatan produk tembakau	-4.4	-9.6	0.9	15.4	20.9	-18.2	1.8	-1.6	-9.4	-1.6
131	Pemintalan, penenunan dan penyiapan tekstil	-4.5	4.3	1.4	2.0	26.4	-2.1	-6.6	0.7	4.1	4.0
	13110 Penyediaan dan pemintalan gentian tekstil &	-5.4	5.5	2.2	0.9	21.7	-1.5	-9.8	1.2	6.5	3.5
	13120 Penenunan tekstil	-3.1	1.9	0.1	6.0	35.4	-4.0	0.1	-0.5	-0.7	5.1
	13132 Pewarnaan, pelunturan, percetakan dan penyiapan akhir benang dan fabrik Industri lain	4.2	-0.6	-6.2	-12.5	66.3	0.6	13.3	-1.5	-4.9	6.5
139	Pembuatan tekstil lain	-0.5	0.2	-0.3	0.6	14.2	0.2	-3.1	3.6	-2.1	2.3
	13910 Pembuatan fabrik dikait dan dikrusye Industri lain	-7.1	5.2	-3.8	-4.9	42.1	-5.1	-5.9	8.4	0.4	2.1
		2.1	-1.6	1.0	2.6	4.8	2.2	-2.1	1.9	-3.0	2.3
141	Pembuatan pakaian, kecuali pakaian berbulu	-0.4	-4.9	-2.7	7.1	22.3	-3.4	-6.6	0.8	-0.8	-1.2
	14102 Pembuatan pakaian Industri lain	2.6	-6.3	-2.2	9.8	13.7	-3.1	-7.2	1.1	-1.5	-1.7
		-6.9	-1.3	-3.7	0.8	44.1	-4.0	-5.1	0.2	0.8	0.1
142 & 143	Pembuatan artikel daripada kulit bulu dan pakaian yang dikait dan dikrusye	2.3	-0.8	-1.4	2.0	32.3	2.3	-2.0	2.7	0.6	-3.3
151 (15110 & 15120)	Penyamakan dan pembersihan kulit, pembuatan bagasi, beg tangan, pelana dan abah-abah pembersihan dan pewarnaan bulu	-4.2	4.7	2.5	4.9	12.7	-6.7	-2.5	2.8	1.9	0.9
152	Pembuatan kasut	1.5	-5.4	-0.7	8.1	20.3	2.1	0.1	-3.8	-1.4	0.03
	15201 Pembuatan kasut kulit &	-1.6	-4.5	-2.1	6.4	35.2	0.3	1.0	-5.8	-0.9	0.3
	15203 Pembuatan kasut getah Industri lain	7.9	-6.9	2.0	11.1	-5.9	5.8	-1.4	0.04	-2.3	-0.5
161/ 16100	Pengilangan dan pengetaman kayu	2.1	-0.5	5.0	3.5	22.3	0.1	2.6	1.4	-0.8	-2.1

2025												Group Description/Period
Jun	Jul.	Ogo.	Sep.	Okt.	Nov.	Dis.	Jan.	Feb.	Mac	Apr.	Mei	
-1.1	2.4	-0.5	4.6	1.0	0.3	1.8	4.6	-10.6	8.4	3.6	1.5	Processing and preserving of meat
-0.3	1.8	3.9	1.1	-2.1	-0.8	0.8	0.3	-2.9	0.7	-2.1	2.1	Processing and preserving of fish, crustaceans and molluscs
-0.5	1.1	3.5	1.2	-2.4	-0.7	2.1	-1.0	0.0	0.8	-1.7	2.7	Canning of fish, crustaceans and molluscs
0.3	4.4	5.3	0.7	-1.1	-1.1	-3.8	5.4	-13.1	0.3	-3.9	-0.8	Processing, curing and preserving of fish, crustacean and molluscs
-0.4	2.7	-7.1	-2.2	-0.5	-1.2	-1.1	2.8	0.7	1.6	-0.9	-0.5	Processing and preserving of fruits and vegetable
-3.2	-0.8	-3.1	3.5	0.2	-2.2	1.0	-1.9	6.1	0.6	-1.2	0.5	Pineapple canning
-0.2	2.9	-7.3	-2.6	-0.5	-1.2	-1.3	3.2	0.2	1.7	-0.9	-0.6	Manufacture of jams, marmalades and table jellies
-1.6	2.5	-4.0	1.8	0.7	-0.8	11.9	-6.3	0.4	-3.9	0.4	1.9	Manufacture of vegetable and animal oils and fats
0.9	2.7	4.3	-1.2	2.9	-1.2	1.2	14.5	-7.2	1.7	-6.6	0.3	Manufacture of crude and refined vegetable oil
-0.6	1.5	-1.3	-0.4	-1.9	1.1	-1.0	9.9	-0.3	-0.6	-0.9	9.2	Manufacture of compound cooking fats
-1.9	2.5	-4.7	2.1	0.7	-0.8	13.3	-8.3	1.1	-4.4	1.1	1.8	Manufacture of coconut oil
-2.7	7.0	-7.4	2.2	1.3	2.0	12.6	3.4	-15.0	1.2	6.7	-0.8	Manufacture of dairy products
-3.4	8.9	-8.7	3.3	0.9	2.4	13.6	2.6	-15.7	1.7	6.7	-1.3	Manufacture of condensed, powdered and evaporated milk
2.7	-6.4	3.8	-6.0	5.0	-1.4	5.0	9.9	-9.1	-3.2	6.7	3.1	Other industry
-1.5	1.2	-1.0	4.3	-4.6	-0.8	14.9	0.4	-1.5	-8.3	1.1	-2.2	Manufacture of grain mill products, starches and starch products
-1.6	-0.7	1.0	-0.9	-0.9	-3.2	4.1	3.6	-0.7	1.4	-3.3	-1.9	Rice milling
-1.6	3.9	-3.2	11.3	-9.0	1.9	28.2	-2.3	-2.0	-18.5	5.4	-1.1	Flour milling
0.01	-2.0	-2.2	-1.0	-1.3	-0.3	5.6	-1.4	-4.2	0.2	7.5	-11.3	Other industry
-0.4	-0.1	2.3	3.0	-1.3	1.5	3.7	-3.9	-1.0	-0.8	-1.3	0.5	Manufacture of other food products
-1.6	6.9	1.7	2.1	-1.0	0.6	0.8	-5.6	-3.7	8.2	-3.8	3.1	Manufacture of biscuits and cookies
-0.3	-2.4	6.3	3.1	-5.3	6.5	1.0	-5.3	1.5	-7.8	5.5	-0.3	Manufacture of bread, cakes and other bakery products
4.6	-2.3	-0.1	1.4	2.1	-1.3	2.4	0.6	-0.5	5.2	-8.7	2.3	Manufacture of snack products
0.3	-2.3	-0.2	-4.6	22.1	-6.2	11.6	-19.1	6.3	6.2	1.1	-1.0	Manufacture of sugar
5.7	-2.8	-0.7	8.2	-6.5	-0.2	-0.1	15.4	-8.1	-3.4	9.4	-16.0	Manufacture of cocoa products
-0.8	-0.03	-2.8	6.8	2.6	2.7	9.4	-6.4	2.9	-5.2	-6.8	-1.4	Manufacture of chocolate and chocolate products
-0.6	0.8	7.9	5.7	-3.2	2.6	9.7	-12.7	-1.2	9.0	-6.9	2.1	Manufacture of sugar confectionery
-1.1	-3.7	2.0	6.3	-0.8	2.4	3.9	-3.2	-7.8	-5.9	6.1	0.1	Manufacture of sauces and condiments
-1.0	1.3	-0.3	0.1	-0.2	-2.1	2.8	1.4	-0.5	-0.03	-3.2	1.3	Manufacture of other food products n.e.c.
2.5	-1.4	8.2	-2.0	2.3	-1.7	11.0	-10.7	-8.4	-1.1	8.9	-5.1	Manufacture of prepared animal feeds
1.3	-0.9	0.5	4.9	0.6	6.9	6.3	-5.5	-2.6	0.7	-1.1	-4.1	Manufacture of beverages
2.2	-0.8	-2.4	7.4	0.8	9.4	8.1	-9.6	-2.5	0.1	-2.3	-3.0	Manufacture of soft drinks
-0.3	1.3	8.2	-2.3	0.1	-0.4	1.2	7.7	-3.2	2.4	1.3	-7.2	Production of natural mineral waters and other bottled waters
-2.2	-7.2	6.0	4.5	-0.3	3.7	1.8	2.1	-2.0	1.4	3.2	-5.3	Other industry
3.9	-0.7	-4.1	7.2	3.2	-0.9	27.2	-18.3	1.6	-1.8	-5.9	-2.0	Manufacture of tobacco products
-1.4	1.8	-1.3	0.6	0.6	0.3	3.7	-2.0	-6.9	1.2	2.5	1.9	Spinning, weaving and finishing of textiles
-1.2	3.0	-2.4	1.4	-0.5	-0.3	4.7	-1.3	-9.3	0.8	3.4	3.8	Preparation and spinning of textile fibres
-1.4	-1.7	2.2	-1.0	3.9	2.1	1.5	-3.8	-2.6	1.6	0.9	-2.7	Weaving of textiles
-8.5	5.7	-8.9	-6.2	-3.1	-4.6	1.4	0.4	21.6	5.7	-2.4	0.9	Dyeing, bleaching, printing and finishing of yarns and fabrics
-1.5	-0.8	0.1	2.0	-1.6	0.9	0.9	-0.03	-3.3	1.8	-0.1	3.5	Manufacture of other textiles
0.1	-5.7	1.9	-0.1	-5.3	-0.3	0.03	-3.7	-2.5	2.2	0.2	3.26	Manufacture of knitted and crocheted fabrics
-2.1	1.1	-0.5	2.7	-0.3	1.3	1.3	1.2	-3.5	1.7	-0.2	3.5	Other industry
-4.7	0.9	-2.0	4.1	-1.1	4.8	8.7	-3.0	-3.8	0.2	-1.2	-1.5	Manufacture of wearing apparel, except fur
-6.0	3.2	-2.9	4.0	-1.3	7.4	12.7	-2.3	-3.7	-0.3	-1.8	-2.0	Manufacture of clothings
-1.5	-4.2	0.2	4.2	-0.7	-1.3	-1.4	-4.8	-4.2	1.7	0.6	-0.1	Other industry
-0.9	0.6	-2.5	4.3	0.4	0.1	-1.2	3.9	2.8	0.05	-2.1	-4.2	Manufacture of articles of fur, knitted and crocheted apparel
3.5	-2.3	0.2	6.4	-1.2	0.2	4.9	-4.7	1.5	-0.4	1.4	0.6	Tanning and dressing of leather; manufacture of luggage, handbags, saddlery and harness; dressing and dyeing of fur
-4.8	-0.9	2.8	4.9	1.6	2.5	1.3	0.2	-1.8	-2.5	-0.04	-2.2	Manufacture of footwear
-0.8	-3.8	0.7	5.0	1.2	1.3	1.9	0.1	-2.7	-1.6	0.8	0.2	Manufacture of leather footwear
-12.2	5.2	6.8	4.6	2.2	4.7	0.3	0.4	-0.1	-4.0	-1.6	-6.3	Manufacture of rubber footwear
-0.1	6.0	-1.7	3.1	2.5	-0.3	-0.7	-3.0	4.3	-4.3	3.9	-2.2	Other industry
												Sawmilling and planning of wood

Jadual Table **1.6c** : Gaji dan Upah yang Dibayar Sektor Pembuatan Mengikut Kumpulan: Perubahan Peratusan Bulanan/Suku Tahunan
 : Salaries and Wages Paid of Manufacturing Sector by Group: Monthly/Quarterly Percentage Change

Kod Kumpulan Group code	Keterangan Kumpulan/Tempoh	2024				2025	2024				
		Q1	Q2	Q3	Q4	Q1	Jan.	Feb.	Mac	Apr.	Mei
162	Pembuatan produk daripada kayu, gabus, jerami dan bahan jalinan lain	-0.3	-0.9	1.0	0.8	21.1	0.2	-2.0	-1.0	0.8	0.5
16211	Pembuatan kepingan venier dan papan lapis	-2.1	1.3	4.0	-2.0	19.6	0.6	-2.8	-3.0	3.6	2.3
16212	Pembuatan papan partikel dan papan gentian	3.5	-12.4	-6.6	5.3	35.2	1.0	-0.6	0.8	-10.7	0.2
16221	Pertukangan kayu untuk jurubina	-1.0	2.5	3.9	2.6	14.7	1.4	-0.9	-0.04	3.4	-1.1
	Industri lain	2.7	-0.4	-4.8	3.4	22.7	-3.1	-2.3	1.9	1.0	-2.2
170	Pembuatan kertas dan produk kertas	0.8	-5.1	0.7	4.4	25.9	-1.7	1.0	-1.6	-4.1	-0.8
17010	Pembuatan pulpa, kertas dan kertas tebal	3.7	-9.8	-5.7	8.6	66.6	-0.2	6.2	-0.7	-4.7	-8.2
17020	Pembuatan kertas gelugur dan kertas tebal dan bekas daripada kertas dan kertas tebal	0.4	-4.0	0.8	1.9	15.3	2.2	-2.0	-0.2	-3.7	-0.9
17091	Pembuatan sampul surat dan kad surat	-1.0	-1.1	8.7	4.1	16.3	-1.8	-4.1	5.8	-2.9	-0.7
17092	Pembuatan kertas kegunaan rumah dan pembersih peribadi	9.6	-9.1	1.1	5.2	23.2	-1.6	7.6	-5.6	-8.6	2.3
17093	Pembuatan kertas bergam atau pelekat yang berjalur atau bergulung dan label dan kertas dinding	-7.4	-2.9	5.4	3.8	57.4	-6.3	1.2	-2.7	-1.7	-0.3
	Industri lain	-4.7	-1.5	-0.3	8.9	8.2	-10.2	-2.4	-1.1	-0.5	1.2
181 & 182	Percetakan, aktiviti perkhidmatan berkaitan percetakan dan penerbitan semula media rakaman	3.0	2.1	-3.6	2.1	20.1	-4.3	3.1	-0.8	0.1	2.4
18110	Percetakan	2.1	2.6	-4.9	2.2	20.4	-6.5	4.2	-0.5	0.6	1.5
18120	Aktiviti perkhidmatan berkaitan percetakan &	8.4	-0.2	3.0	1.3	18.3	8.4	-2.8	-1.9	-2.3	7.6
	Penerbitan semula media rakaman										
192 (19201 & 19202)	Pembuatan produk petroleum bertapis	2.8	-16.4	4.7	13.0	18.7	-10.1	0.2	15.8	-24.8	-1.9
201	Pembuatan kimia asas, baja dan sebatian nitrogen, plastik dan getah sintetik dalam bentuk primer	-1.8	-5.7	3.2	4.5	35.3	-4.4	-4.1	4.1	-3.2	-7.1
20111	Pembuatan gas perindustrian atau perubatan bukan organik dalam bentuk cecair atau mampat	-12.2	-11.1	16.1	-2.0	14.2	-10.9	-1.7	0.7	-11.4	-0.1
20112 &	Pembuatan kimia organik asas	-11.2	-5.3	-3.5	10.9	56.5	-15.5	-2.5	2.6	2.4	-14.6
20113	Pembuatan sebatian bukan organik										
20121 &	Pembuatan baja	2.4	-5.5	6.9	-9.0	70.6	3.0	-7.3	16.0	-11.4	-0.5
20129	Pembuatan produk campuran nitrogen										
20131	Pembuatan plastik dalam bentuk primer	18.5	-4.7	8.3	3.4	3.3	15.9	-5.6	5.4	-7.7	1.6
	Industri lain	4.7	-4.3	-4.8	-4.1	63.2	6.9	-8.9	-5.4	15.5	-17.7
202 & 203	Pembuatan produk kimia lain dan serat buatan manusia	6.0	-6.1	0.6	2.3	27.9	-4.2	6.4	1.1	-4.6	-7.1
20210	Pembuatan racun perosak dan produk agrokimia lain	8.3	8.5	-2.2	8.1	-4.7	0.6	1.2	13.7	-2.1	1.4
20221	Pembuatan cat, varnis dan penyadur dan mastik	11.6	-4.5	-3.1	-3.5	20.6	0.7	16.8	-12.4	1.4	-5.3
20222	Pembuatan dakwat cetak	-8.8	-5.8	-7.6	1.3	102.7	-8.9	2.9	-4.4	5.4	-13.7
20231 &	Pembuatan sabun dan bahan pencuci, penyediaan membersih dan mengilap	5.7	-7.0	1.4	0.7	35.7	-11.9	12.6	4.0	-12.2	-1.8
20232	Pembuatan pewangi dan penyediaan dandanan diri										
20291 &	Pembuatan plat fotografi, filem, sensitized paper dan other sensitized unexposed materials										
20292 &	Pembuatan dakwat menulis dan melukis	6.3	-11.1	4.2	4.7	22.5	0.4	-1.3	2.6	-2.8	-14.8
20299	Pembuatan produk kimia lain t.t.t.l.										
	Industri lain	1.9	0.5	9.2	-6.0	85.8	0.9	5.3	-6.9	3.1	1.5
210	Pembuatan produk farmaseutikal, kimia perubatan dan botani	-11.2	3.8	3.2	6.5	13.5	-15.1	-6.1	1.7	8.4	-5.3
21001	Pembuatan bahan aktif ubat-ubatan untuk digunakan oleh bidang farmakologi dalam pembuatan ubat-ubatan	-11.7	4.2	1.1	6.9	19.4	-16.8	-7.9	1.0	10.3	-6.2
	Industri lain	-9.2	2.5	10.0	5.3	-4.8	-8.5	0.2	3.8	2.3	-2.3
221	Pembuatan produk getah	-5.2	2.7	6.2	-2.9	24.1	-1.3	-2.1	0.1	-1.1	3.4
22111	Pembuatan tayar getah untuk kenderaan	-13.7	-16.1	0.5	-4.0	31.5	0.3	-15.7	-9.8	-7.7	2.4
22112	Pembuatan bunga tayar yang boleh ditukar ganti dan tayar celup	3.5	11.0	3.2	-2.0	-22.9	0.1	-5.8	25.6	-3.6	2.1
22191 &	Pembuatan produk lain daripada getah asli atau sintetik, tidak divulkan, divulkan atau dikeraskan	-2.7	5.1	3.7	4.6	5.7	-1.4	-9.4	12.4	-1.6	3.0
22193	Pengilangan semula getah dan prosesan susu getah										
22192	Pembuatan sarung tangan getah	-5.2	7.1	9.9	-5.3	23.9	-2.1	3.6	-3.2	0.6	4.6
22199	Pembuatan produk getah lain yang t.t.t.l.	-3.9	-3.0	1.4	-4.4	60.7	-0.3	1.2	-2.8	-1.1	1.4
222	Pembuatan produk plastik	-1.5	4.1	-0.6	1.5	19.1	-1.9	-2.3	0.8	5.0	0.8
22201 &	Pembuatan produk plastik separa siap	-4.3	-1.5	-5.4	6.0	33.9	-2.0	0.6	-8.7	5.8	1.3
22202	Pembuatan produk plastik siap										
22203	Pembuatan artikel plastik untuk pembungkusan barangan	3.1	9.5	2.7	0.4	-6.3	1.5	-6.7	10.5	6.3	0.8
22204	Pembuatan barangan plastik jurubina	4.6	-2.6	-4.8	6.8	9.5	0.6	-9.2	11.1	-3.8	-3.6
22205	Pembuatan pinggan mangkuk, peralatan dapur dan barangan tandas daripada plastik	3.0	5.2	4.7	5.1	15.5	0.8	1.5	3.9	0.5	1.6
22209	Pembuatan pelbagai produk plastik t.t.t.l.	-3.5	5.3	-0.1	-2.6	28.8	-5.0	-2.1	2.0	4.6	0.4
231 (23101 & 23102 & 23109)	Pembuatan kaca dan produk kaca	-0.9	5.7	-1.5	-3.1	20.2	-3.8	-2.3	5.4	2.6	0.9

2025												Group Description/Period
Jun	Jul.	Ogo.	Sep.	Okt.	Nov.	Dis.	Jan.	Feb.	Mac	Apr.	Mei	
-2.1	3.0	-1.1	0.1	-0.1	0.7	2.4	0.3	-1.6	-0.1	0.2	-0.6	Manufacture of products of wood, cork, straw and plaiting materials
-2.2	5.2	-0.8	0.3	-2.7	1.9	-1.5	0.8	-3.6	-1.1	-0.9	2.9	Manufacture of veneer sheets and plywood
-7.0	-2.1	-1.4	3.2	1.6	3.3	-0.4	-0.1	-0.4	-0.7	-1.2	-0.7	Manufacture of particle board and fibreboard
0.7	6.4	-2.6	-2.4	4.1	-4.6	13.2	1.7	0.2	-0.3	2.5	-2.0	Manufacture of builders' carpentry
-1.2	-3.8	0.6	0.2	0.9	2.0	2.6	-3.0	0.7	3.9	1.0	-7.9	Other industry
0.6	-0.6	0.6	2.2	2.2	-1.2	4.0	-1.8	1.2	-1.7	-3.0	-1.0	Manufacture of paper and paper products
-4.1	-1.4	0.3	3.6	7.0	-2.0	1.3	-3.5	8.6	-6.2	0.1	-5.5	Manufacture of pulp, paper and paperboard
3.4	-3.9	3.5	1.7	0.6	-1.5	0.2	6.4	-2.1	1.6	-4.5	0.1	Manufacture of corrugated paper and paperboard and of containers of paper and paperboard
0.2	0.4	14.4	-3.2	1.9	-1.2	2.5	-3.7	-3.3	0.5	-3.2	0.0	Manufacture of envelopes and letter-card
-1.9	5.1	-6.8	4.1	2.6	-3.6	14.7	-10.7	8.2	-8.3	-3.4	1.1	Manufacture of household and personal hygiene paper
1.1	5.0	-3.5	6.2	0.7	1.3	-1.9	-1.1	1.8	-2.9	-2.6	-0.2	Manufacture of gummed or adhesive paper in strips or rolls and labels and wall paper
-0.7	-2.0	3.5	-1.6	4.4	2.0	8.6	-11.2	-2.9	1.6	-0.4	-4.1	Other industry
-0.4	-1.7	-1.5	-4.7	1.5	3.7	5.4	-4.5	3.3	-1.0	0.4	2.8	Printing, service activities related to printing and reproduction of recorded media
-0.2	-2.1	-2.5	-4.6	1.5	4.2	6.2	-6.9	4.5	-0.9	1.5	3.0	Printing
-1.7	0.7	4.0	-5.0	1.9	1.4	1.7	8.6	-2.4	-1.4	-5.0	1.5	Service activities related to printing
												Reproduction of recorded media
7.0	-1.9	0.8	6.6	5.2	-3.0	14.9	-10.0	0.0	15.5	-24.3	-2.3	Manufacture of refined petroleum products
2.9	2.0	3.6	-1.9	0.8	2.5	6.3	-5.6	3.4	2.8	-3.1	-7.8	Manufacture of basic chemicals, fertilizer and nitrogen compounds, plastics and synthetic rubber in primary forms
1.6	11.6	-2.1	13.4	-11.3	1.6	4.3	10.7	3.3	15.6	-15.2	1.6	Manufacture of liquefied or compressed inorganic industrial or medical gases
5.2	-2.8	4.4	-4.5	6.9	4.1	7.7	-11.4	9.0	-1.4	2.9	-13.0	Manufacture of basic organic chemicals
-1.2	3.8	11.2	-9.3	-2.7	-3.1	-4.6	4.8	0.9	15.1	-7.3	8.7	Manufacture of inorganic compounds
1.6	5.0	3.2	-1.6	-0.4	1.9	7.6	-6.6	-2.9	0.6	-4.6	-8.5	Manufacture of fertilizers
2.3	2.3	-2.3	-1.0	-9.1	6.0	8.6	10.7	2.6	1.4	-5.6	-7.1	Manufacture of associated nitrogen products
1.9	1.6	1.1	-1.3	0.6	-1.7	10.1	-4.3	0.1	1.7	-6.1	-7.3	Manufacture of other chemical products and man-made fibres
1.7	-5.0	3.1	-1.9	9.2	-2.5	3.0	13.2	-4.6	14.0	-2.4	2.6	Manufacture of pesticides and other agrochemical products
4.7	-0.1	-3.3	-6.0	-2.7	2.8	8.2	1.7	1.4	-4.9	2.1	-11.7	Manufacture of plastics in primary forms
1.5	-1.4	-3.9	0.9	-2.6	0.4	13.6	-2.9	-2.5	-1.0	4.8	-11.8	Other industry
1.9	0.7	1.6	-2.9	0.1	-5.0	17.2	-11.5	1.0	9.0	-16.8	-1.2	Manufacture of printing ink
0.6	6.8	2.9	2.5	0.1	-0.8	7.4	-7.4	1.6	-6.9	-3.2	-15.2	Manufacture of soap and detergents, cleaning and polishing preparations
-1.2	7.4	3.0	-0.04	-6.8	1.9	-4.0	3.6	-0.8	2.9	2.2	-1.7	Manufacture of perfumes and toilet preparations
0.9	2.2	4.1	-1.6	2.7	-2.5	15.7	-15.5	-6.6	1.3	9.8	-3.7	Manufacture of pharmaceuticals, medicinal chemical and botanical products
1.9	0.3	3.8	-2.4	4.1	-4.1	18.2	-19.1	-6.5	-0.4	10.7	-4.4	Manufacture of photographic plates, films, sensitized paper and other sensitized unexposed materials
-2.4	8.6	5.2	0.8	-1.5	2.6	8.2	-3.9	-6.6	5.8	7.4	-1.9	Manufacture of writing and drawing ink
6.5	-2.0	4.0	0.5	-2.6	-1.3	-3.4	2.2	-4.3	-0.1	-1.6	3.3	Manufacture of other chemical products n.e.c.
6.7	-5.1	3.3	-4.6	-4.0	3.8	-1.5	16.0	-17.0	-12.0	-3.8	13.5	Other industry
-0.3	2.8	0.6	-1.4	-0.5	-1.1	0.01	11.5	-10.5	4.9	-6.5	-0.14	Manufacture of medicinal active substances to be used for their pharmacological properties in the manufacture of medicaments
0.6	1.8	-1.5	4.6	1.2	-1.0	4.4	8.2	-8.0	7.2	-5.1	3.1	Other industry
12.8	-5.4	8.1	1.1	-4.0	-2.7	-8.5	-0.1	0.2	-3.0	0.4	3.9	Manufacture of rubber products
-4.0	6.0	-1.2	-3.7	-2.4	0.7	1.2	-9.3	-2.4	4.3	-0.01	-2.2	Manufacture of rubber tyres for vehicles
-3.4	1.8	-0.1	-1.2	0.9	1.3	1.6	-4.0	-1.6	0.1	4.3	0.6	Manufacture of interchangeable tyre treads and retreading rubber tyres
-5.9	-5.2	5.2	0.2	2.4	1.5	2.0	0.4	2.5	-4.6	6.0	0.3	Manufacture of other products of natural or synthetic rubber, unvulcanized, vulcanized or hardened
-5.4	7.5	-0.8	-1.5	1.3	0.2	0.8	3.0	-7.2	11.0	5.5	1.3	Rubber remilling and latex processing
0.2	2.2	-13.5	10.9	3.1	-0.4	5.8	0.2	-8.3	18.6	-6.0	1.0	Manufacture of rubber gloves
1.2	-0.4	6.8	-2.1	2.0	1.8	3.1	-24.1	5.7	1.8	-2.1	2.0	Manufacture of other rubber products n.e.c.
-0.4	4.0	-4.5	-2.3	-1.3	2.1	1.5	-9.2	-1.5	-6.1	3.3	-0.2	Manufacture of plastics products
-0.9	-0.7	-0.8	0.2	-2.9	-0.7	1.3	-4.8	-2.8	2.5	4.0	-0.7	Manufacture of glass and glass products
												Manufacture of semi-manufactures of plastic products
												Manufacture of finished plastic products
												Manufacture of plastic articles for the packing of goods
												Manufacture of builders' plastics ware
												Manufacture of plastic tableware, kitchenware and toilet articles
												Manufacture of diverse plastic products n.e.c.

Jadual Table **1.6c** : Gaji dan Upah yang Dibayar Sektor Pembuatan Mengikut Kumpulan: Perubahan Peratusan Bulanan/Suku Tahunan
 : Salaries and Wages Paid of Manufacturing Sector by Group: Monthly/Quarterly Percentage Change

Kod Kumpulan Group code	Keterangan Kumpulan/Tempoh	2024				2025	2024				
		Q1	Q2	Q3	Q4	Q1	Jan.	Feb.	Mac	Apr.	Mei
239	Pembuatan pengeluaran galian bukan logam t.t.t.l.	-3.0	-0.3	0.5	5.3	19.3	-3.6	-3.5	1.5	-0.2	0.5
23911	Pembuatan mortar refraktori dan konkrit &	4.5	-1.9	-2.2	5.6	10.8	-4.2	-0.1	6.1	-4.6	-1.1
23921	Pembuatan seramik bukan refraktori										
23930	Pembuatan produk porselin dan seramik lain	-8.6	6.4	12.8	0.1	41.4	-12.0	1.6	0.4	-1.3	10.8
23941	Pembuatan simen hidraulik	-7.7	-9.2	-3.1	-2.8	60.6	1.5	-20.6	-0.3	-2.7	3.6
23951	Pembuatan konkrit dan mortar siap bancuh dan banchuan kering	2.2	-0.2	0.3	7.8	19.8	0.2	-2.4	3.9	-0.9	-2.1
23952	Pembuatan konkrit pratuangan, simen atau artikel batu buatan yang digunakan dalam pembinaan;										
23953	& Pembuatan komponen struktur pasang siap untuk bangunan atau kejuruteraan awam dari simen, batu atau konkrit buatan	-5.3	0.5	1.7	3.1	18.5	-1.6	-5.1	2.2	-0.5	2.3
23959	& Pembuatan artikel konkrit, simen dan plaster lain t.t.t.l.										
23990	Pembuatan produk mineral bukan logam lain t.t.t.l. Industri lain	-4.2	-1.8	1.4	10.3	1.3	-9.1	2.1	-5.9	-0.4	2.9
		-3.0	4.0	-4.4	6.4	26.3	-7.7	-0.1	4.3	7.6	-7.4
241 (24101 & 24102 & 24103 & 24104 & 24109)	Pembuatan besi dan keluli asas	5.0	-6.1	-3.5	5.6	36.5	1.3	-8.1	2.5	-2.7	-2.4
242 (24201 & 24202 & 24209)	Pembuatan logam asas berharga dan logam bukan ferus lain	12.6	-2.4	-3.6	1.8	20.9	5.0	3.7	-3.4	-0.3	-0.1
243	Pengacuan logam	3.4	-6.0	-0.7	0.5	45.2	3.8	-1.9	-6.4	4.4	-7.8
251 & 252	Pembuatan produk struktur logam, tangki, takungan, penjana wap, senjata dan peluru	5.6	-4.8	2.6	-0.3	22.4	3.6	-4.1	-0.8	-4.7	3.6
25113	Pembuatan pintu, tingkap dan bingkai, penutup tingkap dan pintu pagar daripada logam &	1.2	-3.7	1.3	0.4	31.5	4.9	-9.5	2.6	-4.3	4.1
25119	Pembuatan produk struktur logam lain										
25120	Pembuatan tangki, takungan dan kontena daripada logam Industri lain	12.4	-5.8	4.6	0.1	8.3	2.8	-0.4	-2.8	-5.7	3.9
		2.1	-5.9	1.2	-5.0	36.3	0.2	7.1	-7.2	-3.1	0.4
259	Pembuatan lain-lain produk yang direka daripada logam; aktiviti perkhidmatan kerja logam	3.7	-0.7	-1.3	2.9	16.6	-1.1	-0.3	-0.4	-0.6	1.3
25910	Tempaan, tekanan, hentakan dan bentuk gelekkan logam; serbuk metalurgi	-2.4	-1.1	3.9	8.0	21.1	-8.6	-2.1	0.6	-0.1	1.3
25920	Rawatan dan penyalutan logam; menggunakan mesin	10.3	-1.0	-11.3	8.1	41.4	-5.4	2.7	-0.7	0.8	-0.5
25991	Pembuatan tin untuk produk makanan dan minuman, tiub dan kotak boleh dilipat	0.0	-1.2	1.6	5.5	-10.2	0.3	-0.3	-4.4	-0.2	4.0
25992	Pembuatan kabel, plaited bands (jalur/pita berpintal) dan artikel seumpamanya daripada logam &	9.3	-1.9	-2.1	-4.0	13.4	2.0	3.0	0.9	-4.4	0.7
25993	Pembuatan bolt, skru, nat dan produk uliran seumpamanya										
25994	Pembuatan barangan rumah daripada logam	3.8	-0.9	0.6	0.4	20.2	1.4	2.5	-3.4	-0.5	3.2
25999	Pembuatan produk lain yang direka daripada logam t.t.t.l. Industri lain	4.3	2.8	-3.0	2.5	18.6	3.7	-2.1	0.3	2.8	1.9
		-10.5	-6.5	10.1	8.3	29.0	-6.8	-12.4	-1.7	0.2	-2.9
261	Pembuatan komponen dan papan elektronik	-2.8	-4.5	-5.6	6.2	46.7	-9.6	0.3	-3.1	-4.1	2.5
26101	Pembuatan diod, transistor dan alatan semikonduktor yang seumpamanya &	-1.4	-5.1	-0.2	5.3	38.1	-9.2	1.4	-1.3	-4.6	-1.8
26102	Pembuatan litar elektronik bersepadu dengan pemasangan mikro										
26103	Pembuatan kapasitor dan perintang elektrik &										
26104	Pembuatan papan litar bercetak &	-6.9	-3.7	-16.3	9.4	67.3	-11.9	-1.2	-7.7	-3.4	12.7
26105	Pembuatan komponen paparan										
26109	Pembuatan komponen lain untuk aplikasi elektronik	7.1	-2.3	-8.4	-0.3	48.3	3.0	-5.2	2.7	-1.4	-1.2
262 (26201 & 26202)	Pembuatan komputer dan kelengkapan peranti	-5.8	0.4	14.9	10.1	-1.4	-13.1	-0.5	-6.1	1.6	3.6
263/26300	Pembuatan peralatan komunikasi	0.8	1.7	-5.5	9.3	28.4	-1.5	3.9	-1.9	-2.4	5.8
264/26400	Pembuatan peralatan elektronik pengguna	-13.6	-20.2	-19.3	24.1	76.1	0.5	-14.8	-10.7	-8.8	3.9
265	Pembuatan kelengkapan mengukur, menguji, memandu arah dan kawalan; jam tangan dan jam	-0.9	20.0	-5.9	4.8	-25.6	-12.2	8.1	7.2	1.7	7.5
26511	Pembuatan kelengkapan mengukur, menguji, memandu arah & dan kawalan	-1.1	21.5	-6.2	5.2	-28.4	-13.1	8.7	7.6	2.2	7.5
26512	Pembuatan kelengkapan kawalan proses perindustrian										
26520	Pembuatan jam tangan dan jam dan bahagiannya	2.0	-3.1	-0.3	-3.8	28.5	4.6	-0.6	0.2	-6.2	6.4
266/26600	Pembuatan peralatan penyinaran, perubahan elektro dan elektroterapeutik	13.8	-2.9	3.5	0.3	21.1	1.3	4.3	0.4	-4.1	4.1

2025												Group Description/Period
Jun	Jul.	Ogo.	Sep.	Okt.	Nov.	Dis.	Jan.	Feb.	Mac	Apr.	Mei	
-0.6	0.3	-0.04	1.5	2.3	1.4	2.7	-2.3	-2.7	2.6	-0.3	0.2	Manufacture of non-metallic mineral products
												<i>Manufacture of refractory mortars and concretes</i>
-1.0	-3.1	2.2	1.4	-1.1	0.6	14.0	-12.1	0.1	7.9	-8.4	-1.6	<i>Manufacture of non-refractory ceramic</i>
-1.0	5.2	5.8	1.5	-3.0	-2.4	5.8	-5.8	0.8	1.3	-2.5	11.5	<i>Manufacture of other porcelain and ceramic products</i>
-2.6	8.8	-16.0	1.1	1.0	-0.3	5.6	4.9	-11.3	-2.5	-1.6	-9.6	<i>Manufacture of hydraulic cement</i>
0.9	-0.5	-0.7	4.3	2.3	1.3	5.7	4.0	-2.0	1.2	1.6	1.4	<i>Manufacture of ready-mix and dry-mix concrete and mortars</i>
												<i>Manufacture of precast concrete, cement or artificial stone articles for use in construction</i>
-0.6	1.6	-0.3	-0.2	3.7	2.1	-5.0	0.4	-5.6	1.6	-0.9	0.8	<i>Manufacture of prefabricated structural components for building or civil engineering of cement, concrete or artificial stone</i>
												<i>Manufacture of other articles of concrete, cement and plaster n.e.c.</i>
0.3	-5.0	8.2	0.1	4.0	1.9	5.9	-10.0	2.6	7.9	-0.9	1.1	<i>Manufacture of other non-metallic mineral products n.e.c.</i>
-3.6	1.4	-3.5	4.9	1.2	1.4	6.3	-4.5	-0.8	-0.9	7.1	-3.2	<i>Other industry</i>
-2.2	-2.8	1.1	2.9	-1.8	1.4	12.7	-3.1	-3.9	1.9	-1.9	-2.8	Manufacture of basic iron and steel
-2.8	-0.3	-3.3	2.6	-2.4	-0.1	11.4	4.7	0.6	-6.6	2.0	-3.1	Manufacture of basic precious and other non-ferrous metals
0.1	0.6	1.8	0.5	1.0	-3.6	2.8	7.9	-7.4	2.8	0.7	0.0	Casting of metals
-1.5	2.4	1.1	-2.1	0.1	-1.2	4.4	5.6	-3.7	-1.5	-0.6	2.1	Manufacture of structural metal products, tanks, reservoirs , steam generators , weapons and ammunition
												<i>Manufacture of metal doors, windows and their frames, shutters and gates</i>
-1.1	0.4	2.5	-4.0	2.6	-1.6	2.4	8.5	-9.5	-2.2	-3.0	1.4	<i>Manufacture of other structural metal products</i>
-1.9	5.2	-1.5	1.6	-2.2	-1.2	7.9	1.2	2.5	-0.9	1.0	3.9	<i>Manufacture of tanks, reservoirs and containers of metal</i>
-1.3	1.0	5.2	-7.1	-2.3	0.5	0.3	10.7	-1.4	-0.9	3.4	-2.2	<i>Other industry</i>
-1.6	-2.0	1.2	1.5	-0.6	-0.7	7.7	-0.2	-0.4	-0.8	-1.3	0.1	Manufacture of other fabricated metal products; metal working service activities
												<i>Forging, pressing, stamping and roll-forming of metal; powder metallurgy</i>
-4.9	3.2	4.7	1.5	1.6	-0.2	11.4	-5.0	-0.6	2.7	-0.5	1.6	<i>Treatment and coating of metals; machining</i>
-5.5	-1.1	-9.8	-0.5	11.7	-7.5	18.3	-5.2	2.0	-0.4	-4.6	-0.7	<i>Manufacture of tins and cans for food products, collapsible tubes and boxes</i>
-1.3	2.7	-2.2	0.0	1.8	4.6	4.0	0.2	-2.1	-2.1	-8.9	2.8	<i>Manufacture of metal cable, plaited bands and similar articles</i>
												<i>Manufacture of bolts, screws, nuts and similar threaded products</i>
1.8	-4.6	1.5	0.6	-5.9	-1.8	7.1	2.7	1.5	-2.8	0.6	-3.8	<i>Manufacture of metal household articles</i>
-2.9	2.3	-1.6	1.0	1.5	-1.8	-0.2	7.7	-0.04	-4.6	5.8	1.7	<i>Manufacture of any other fabricated metal products n.e.c.</i>
-2.1	-6.1	4.7	3.2	-2.7	0.4	3.8	3.6	-1.6	-0.3	1.3	2.0	<i>Other industry</i>
2.5	1.7	7.7	6.5	-0.04	-1.5	7.6	-7.4	-5.3	-2.0	-0.1	0.7	
-0.3	-8.1	1.7	3.0	-0.8	0.5	11.8	-9.0	0.2	-1.4	-1.1	-1.8	Manufacture of electronic components and boards
3.3	-4.1	3.2	0.8	-0.4	-0.2	12.8	-8.8	-0.7	-1.4	2.9	-8.2	<i>Manufacture of diodes, transistors and similar semiconductor devices</i>
												<i>Manufacture of electronic integrated circuits micro assemblies</i>
												<i>Manufacture of electrical capacitors and resistors</i>
-7.3	-18.4	0.6	9.8	-2.2	2.6	9.5	-9.7	2.1	-2.3	-10.4	15.1	<i>Manufacture of printed circuit boards</i>
												<i>Manufacture of display components</i>
-0.5	2.6	-13.9	-2.7	4.0	-1.2	11.5	-8.8	3.2	4.8	-2.8	3.3	<i>Manufacture of other components for electronic applications</i>
2.7	7.1	2.1	8.5	-0.9	-2.0	18.3	-13.6	-1.0	-5.7	-3.0	14.0	Manufacture of computers and peripheral equipment
1.2	-7.0	-2.3	1.4	-1.2	20.4	-7.9	7.1	-0.2	-0.4	-1.3	0.6	Manufacture of communication equipment
-7.0	-22.2	7.5	7.3	14.4	-0.5	4.6	0.0	0.8	3.0	2.2	1.5	Manufacture of consumer electronics
13.8	-5.4	-15.8	-0.3	8.8	-0.4	8.5	-10.1	5.3	-0.8	2.0	1.8	Manufacture of measuring, testing, navigating and control equipment; watches and clocks
												<i>Manufacture of measuring, testing, navigating and control equipment</i>
14.7	-5.8	-16.4	-0.3	9.3	-0.5	9.3	-10.7	5.7	-0.7	2.0	1.7	<i>Manufacture of industrial process control equipment</i>
-2.8	1.8	-3.5	0.4	-1.3	0.8	-6.5	5.3	-2.2	-2.9	2.5	3.1	<i>Manufacture of watches and clocks and parts</i>
-9.3	10.7	-4.3	4.7	-0.7	-1.7	1.9	-10.2	1.5	0.0	-3.0	4.4	Manufacture of irradiation, electromedical and electrotherapeutic equipment

Jadual Table **1.6c** : Gaji dan Upah yang Dibayar Sektor Pembuatan Mengikut Kumpulan: Perubahan Peratusan Bulanan/Suku Tahunan
 : *Salaries and Wages Paid of Manufacturing Sector by Group: Monthly/Quarterly Percentage Change*

Kod Kumpulan Group code	Keterangan Kumpulan/Tempoh	2024				2025	2024				
		Q1	Q2	Q3	Q4	Q1	Jan.	Feb.	Mac	Apr.	Mei
267 (26701 & 26702) & 268 (26800)	Pembuatan peralatan optikal, kelengkapan fotografi, media magnetik dan optikal	5.6	-6.3	-2.2	6.1	22.2	-4.1	3.6	8.4	-10.0	-5.6
271	Pembuatan motor elektrik, penjana, transformer dan perkakasan pengagihan dan pengawalan elektrik	2.1	1.9	1.7	-4.1	33.0	-2.8	-4.3	-1.5	-1.6	8.5
27101	Pembuatan motor elektrik, penjana dan transformer	-1.2	-2.0	9.4	-2.1	11.4	5.5	-11.4	2.1	-7.6	11.9
27102	Pembuatan perkakasan pengagihan dan pengawalan elektrik	4.5	4.5	-3.3	-5.5	49.2	-8.1	0.8	-3.9	2.4	6.5
272/ 27200	Pembuatan bateri dan akumulator	-0.2	10.5	-1.8	-8.7	8.9	-6.5	13.5	-3.8	3.5	8.9
273	Pembuatan pendawaian dan peranti pendawaian	-5.3	-5.1	5.2	-1.6	55.9	0.9	-2.8	-0.4	-12.1	14.8
27310	Pembuatan kabel gentian optikal	-10.9	14.6	3.0	1.2	-5.9	-13.5	0.3	-1.3	6.3	9.1
27320	Pembuatan wayar dan kabel elektronik dan elektrik lain	-5.4	-7.4	5.7	-1.7	63.5	2.2	-3.4	0.1	-14.8	16.2
27330	Pembuatan alatan pendawaian pembawa dan bukan pembawa arus untuk litar elektrik (tanpa mengira jenis bahan)	13.1	3.1	0.2	-6.1	65.1	13.7	6.0	-8.7	6.9	0.1
274/ 27400	Pembuatan kelengkapan pencahayaan elektrik	1.9	-4.7	14.9	0.1	3.0	-8.8	-3.4	0.03	-11.0	10.6
275/ 27500	Pembuatan perkakasan domestik	-1.8	-14.6	4.2	1.2	81.4	-3.4	0.3	2.0	-23.9	15.8
279/ 27900	Pembuatan kelengkapan elektrik lain	-0.3	6.9	3.7	9.4	-15.9	-0.8	-12.8	3.3	4.7	3.1
281 & 282	Pembuatan jentera kegunaan umum dan kegunaan khas	-0.8	-6.9	2.3	7.5	28.0	-3.5	-1.7	-3.9	-2.2	-2.0
28120 & 28130	Pembuatan alat-alat kuasa bendalir	-39.2	-0.4	6.5	19.9	49.6	-45.6	-2.4	-2.7	-1.8	6.5
28180 & 28220	Pembuatan alatan tangan yang menggunakan kuasa dilengkapkan dengan motor elektrik atau bukan motor elektrik atau pneumatik	-7.1	-5.8	8.7	12.3	20.6	-9.6	1.1	-9.2	-1.5	3.0
28192	Pembuatan jentera pembentukan logam dan alatan mesin	17.9	-15.4	-2.4	9.4	44.6	5.8	9.2	-3.8	-15.2	-0.8
28290	Pembuatan mesin penyaman udara, termasuk untuk kenderaan bermotor	5.3	-3.9	-0.3	6.6	52.8	5.9	-7.7	-1.7	2.5	-5.3
	Pembuatan lain-lain mesin bertujuan khas t.t.t.l. Industri lain	2.2	-5.8	1.3	3.6	17.6	2.6	-4.7	-2.5	0.8	-4.4
291 (29101 & 29102)	Pembuatan kenderaan bermotor	-9.3	-6.8	2.0	6.6	44.8	-12.0	-0.6	-10.2	-0.7	2.0
292/ 29200	Pembuatan kerangka (coachwork) untuk kenderaan bermotor; pembuatan treler dan semi treler	-4.2	-3.1	2.4	2.2	-1.3	-5.1	-0.2	-7.6	2.1	0.2
293/ 29300	Pembuatan alat ganti dan aksesori untuk kenderaan bermotor	-2.5	11.8	-4.1	2.2	18.9	-9.9	2.3	0.2	10.5	1.0
301 (30110 & 30120)	Pembinaan kapal dan bot	7.9	-1.3	2.1	5.5	3.8	2.8	-3.9	14.2	-10.1	2.6
302, 303, 304 & 309	Pembuatan lokomotif keretapi, rolling stock, kapal angkasa dan udara, jentera berkaitan, kenderaan tempur ketenteraan, dan kelengkapan pengangkutan t.t.t.l.	2.7	1.3	-3.8	2.6	32.3	-0.3	2.6	2.7	-1.0	1.5
30910	Pembuatan motosikal	1.2	1.6	-3.1	6.2	26.5	0.9	-0.9	5.1	-1.3	1.8
30920	Pembuatan basikal dan invalid carriages Industri lain	-2.2	1.8	2.7	-8.8	93.7	-4.7	0.2	-1.2	0.1	3.7
		8.4	0.4	-7.8	-1.4	24.5	-1.2	11.9	-0.9	-0.8	0.2
310	Pembuatan perabot	0.8	-4.3	0.1	4.2	25.4	0.0	-3.1	-0.5	-2.9	2.1
31001	Pembuatan perabot kayu dan rotan Industri lain	1.2	-4.8	-0.8	4.8	21.0	-0.1	-3.3	-0.2	-3.7	2.4
		-1.2	-2.3	3.9	1.9	44.3	0.2	-2.3	-2.0	0.5	0.6
321 (32110 & 32120)	Pembuatan barang kemas, bijouterie dan artikel berkaitan	-1.3	-1.4	-2.5	3.4	33.4	-9.1	4.4	1.1	-2.4	-0.1
322, 325 & 329	Pembuatan instrumen muzik, peralatan dan bekalan perubahan dan pergigian dan pembuatan lain t.t.t.l.	-1.4	-0.6	3.8	7.7	15.2	-6.8	0.8	-0.4	-0.7	0.7
32901	Pembuatan alat tulis Industri lain	0.1	-2.4	12.0	-0.3	31.0	-0.6	-0.01	-2.9	-2.5	2.0
		-1.7	-0.1	1.9	9.8	11.5	-8.2	0.9	0.2	-0.3	0.4
323/ 32300	Pembuatan barangan sukan	0.3	-8.3	-7.2	-1.4	79.9	5.2	-3.0	2.1	-9.6	5.4
324/ 32400	Pembuatan permainan dan mainan	-18.7	13.5	1.1	-1.3	15.4	-30.4	-0.2	11.9	6.0	-0.3
331 & 332	Pembaikan pemasangan produk logam, jentera, kelengkapan dan pemasangan jentera perindustrian dan kelengkapan	2.1	-0.9	-4.7	4.5	25.6	-2.8	0.6	0.1	1.5	-2.4
33150	Pembaikan dan penyelenggaraan kelengkapan pengangkutan kecuali motosikal dan basikal Industri lain	-0.9	-1.7	-22.2	5.6	34.2	-19.3	9.3	-3.8	3.4	-6.7
		3.0	-0.6	0.7	4.2	23.6	3.5	-1.9	1.4	0.9	-1.1
Jumlah Pembuatan		-0.9	-1.3	-0.1	4.1	-38.5	-4.5	-1.3	-0.2	-1.4	1.0

2025												Group Description/Period
Jun	Jul.	Ogo.	Sep.	Okt.	Nov.	Dis.	Jan.	Feb.	Mac	Apr.	Mei	
4.7	-3.2	-1.8	3.5	0.8	-0.6	11.6	-14.7	3.6	4.3	-2.1	1.1	Manufacture of optical instruments, photographic equipment, magnetic and optical media
1.5	0.4	-3.3	-0.5	-3.6	-5.1	14.1	-0.6	-4.2	0.4	-3.8	9.8	Manufacture of electric motors, generators, transformers and electricity distribution and control apparatus
3.1	2.7	-0.3	3.0	-3.0	-2.5	2.1	4.6	-5.2	6.9	-6.5	12.9	Manufacture of electric motors, generators and transformers
0.5	-1.1	-5.3	-3.1	-4.2	-7.2	23.9	-4.0	-3.5	-4.3	-1.5	7.5	Manufacture of electricity distribution and control apparatus
-2.1	-2.3	-2.0	1.3	-3.4	-5.5	-6.3	0.3	2.7	-4.2	6.4	9.1	Manufacture of batteries and accumulators
-1.4	5.4	-3.3	-4.5	5.2	-8.1	9.6	-5.0	-1.3	-0.5	-8.1	10.0	Manufacture of wiring and wiring devices
7.0	-1.8	-4.2	1.1	-1.9	1.7	7.9	-13.2	7.0	2.8	8.1	-3.0	Manufacture of fibre optic cables
-2.5	6.6	-3.3	-5.3	6.6	-9.5	10.3	-4.1	-2.6	-0.8	-10.7	12.6	Manufacture of other electronic and electric wires and cables
1.5	0.3	-0.9	-1.4	-3.8	-2.1	0.7	-0.1	6.5	-3.6	1.0	0.4	Manufacture of current-carrying and non current-carrying wiring devices for electrical circuits regardless of material
3.5	10.8	-0.6	-4.3	-2.8	0.2	18.2	-7.7	10.0	-1.9	-1.0	-1.2	Manufacture of electric lighting equipment
0.2	-2.8	7.9	-8.3	-0.6	4.9	5.7	-11.7	-5.3	-0.4	-17.6	1.4	Manufacture of domestic appliances
8.0	-8.1	6.6	4.9	-1.5	4.1	7.9	-1.5	-6.0	-1.3	6.7	3.4	Manufacture of other electrical equipment
-0.6	2.2	0.4	2.7	2.4	0.1	8.7	-4.5	-0.8	-4.2	-1.9	-2.6	Manufacture of general-purpose and special-purpose machinery
-0.2	1.2	3.0	3.7	12.8	-5.2	19.6	-37.4	-3.0	-0.2	-1.8	2.5	Manufacture of fluid power equipment
-0.8	4.7	-0.02	9.9	1.9	-1.8	14.5	-5.4	-4.2	-7.4	4.1	-2.9	Manufacture of other pumps, compressors, taps and valves
0.03	-1.0	-2.4	1.1	1.2	7.3	9.2	2.3	8.2	-3.6	-15.3	0.2	Manufacture of power-driven hand tools with self-contained electric or non-electric motor or pneumatic drives
3.2	-1.4	0.2	2.3	4.1	-0.1	2.5	-12.8	-5.9	-13.1	1.3	-3.2	Manufacture of metal-forming machinery and machine tools
-1.5	3.0	1.2	0.2	1.3	-0.3	6.1	0.4	-0.9	-1.6	-0.4	-3.6	Manufacture of air-conditioning machines, including for motor vehicles
-0.7	-1.5	5.1	-0.04	-1.2	-1.0	20.6	-21.1	1.0	-13.1	-1.2	8.6	Manufacture of other special-purpose machinery
-0.2	3.0	-0.8	0.2	0.1	1.6	3.4	-2.8	2.3	-7.9	1.9	1.7	Other industry
-1.0	-3.6	0.2	-0.8	2.0	-2.1	6.2	-6.2	2.4	0.6	11.0	-3.2	Manufacture of motor vehicles
0.8	-1.4	2.0	2.1	1.4	1.1	3.5	2.0	0.7	14.4	-8.8	-0.6	Manufacture of bodies (coachwork) for motor vehicles; manufacture of trailers and semi-trailers
-3.9	0.3	-4.7	3.6	1.7	-0.5	1.4	0.5	-0.5	-0.7	-1.3	3.9	Manufacture of parts and accessories for motor vehicles
-3.8	-2.2	-0.7	4.9	2.6	-0.6	2.9	-0.3	-0.1	-1.7	-2.1	7.5	Building of ships and boats
0.2	16.8	-20.7	2.0	0.0	-0.6	-5.5	0.9	2.9	2.2	0.7	3.1	Manufacture of railway locomotives, rolling stock, air and spacecraft, related machinery, military fighting vehicles and transport equipment n.e.c
-5.7	-0.1	-6.7	1.2	0.03	0.03	0.2	2.2	-2.9	0.9	0.3	-5.1	Manufacture of motorcycles
-4.2	0.2	1.5	3.2	-0.1	0.01	5.1	-0.1	-2.9	-0.7	-3.2	2.4	Manufacture of bicycles and invalid carriages
-4.4	-0.9	1.8	3.5	-0.7	0.4	6.6	-1.0	-3.2	-0.8	-3.0	3.1	Other industry
-3.2	5.2	0.2	1.8	2.2	-1.6	-1.3	4.2	-1.4	-0.6	-4.2	-0.6	Manufacture of furniture
-3.1	1.1	-1.2	-2.0	3.4	-2.6	10.7	3.6	0.5	1.4	-2.7	0.1	Manufacture of wooden and cane furniture
-0.6	3.0	1.0	0.8	2.5	2.5	7.3	-5.5	0.7	0.8	-1.6	-2.1	Other industry
2.7	3.6	8.9	-0.9	-3.3	0.1	2.4	-0.7	1.2	1.4	-1.3	2.6	Manufacture of musical instruments, medical and dental instruments and supplies and other manufacturing n.e.c.
-1.3	2.9	-0.9	1.3	4.1	3.0	8.4	-6.5	0.6	0.7	-1.6	-3.3	Manufacture of stationery
-7.2	6.6	-16.0	1.9	0.2	2.9	4.3	-2.0	5.4	-1.6	1.9	-2.2	Other industry
-0.8	-1.0	3.9	0.7	-6.1	-0.8	11.6	-30.2	4.7	3.8	5.4	4.9	Manufacture of sports goods
-3.0	-1.9	0.2	-0.5	0.9	3.5	4.6	-3.0	1.8	-0.3	1.8	-2.3	Manufacture of games and toys
-2.5	-20.0	1.0	1.7	-5.4	9.6	9.9	-12.4	9.4	-1.8	3.0	-7.0	Repair of fabricated metal products, machinery and equipment and installation of industrial machinery and equipment
-3.1	3.6	0.01	-1.0	2.4	2.1	3.3	-0.6	0.1	0.05	1.5	-1.1	Repair and maintenance of transport equipment except motorcycles and bicycles
0.1	-0.9	-0.1	1.4	0.6	0.2	7.1	-4.6	-0.8	-0.4	-0.9	0.2	Other industry
												Total Manufacturing

Jadual 2 : Pengeluaran Produk Utama dalam Industri Pembuatan yang Terpilih
Table 2 : Production of Major Products in Selected Manufacturing Industries

Keterangan Produk Product Description	Unit Kuantiti Quantity Unit	2023	2024	2024				
				Jan.	Feb.	Mac	Apr.	Mei
Ikan tin <i>Canned fish</i>	Tan <i>Tonne</i>	5,748	5,959	567	487	615	513	545
Ikan segar sejuk beku <i>Frozen fish</i>	Tan <i>Tonne</i>	19,660	20,260	1,631	1,412	1,518	1,417	1,506
Bebola ikan <i>Fish ball</i>	Tan <i>Tonne</i>	7,794	9,448	668	516	694	858	985
Sotong sejuk beku <i>Frozen cuttle fish/squid</i>	Tan <i>Tonne</i>	7,063	6,701	504	398	571	553	639
Udang geragau/udang sejuk <i>Frozen shrimps/prawns</i>	Tan <i>Tonne</i>	17,266	21,941	1,666	1,626	1,996	1,975	2,097
Jem (semua jenis) <i>Jams (all types)</i>	Tan <i>Tonne</i>	11,851	10,335	1,044	675	697	773	790
Minyak kelapa mentah <i>Coconut (copra) oil and its fraction crude oil</i>	Tan <i>Tonne</i>	18,795	21,762	1,769	1,800	1,980	1,900	1,864
Minyak kelapa, ditapis <i>Coconut oil, refined</i>	Tan <i>Tonne</i>	73,933	70,881	5,652	4,005	4,075	5,603	6,454
Lemak doh/shortening <i>Dough fats/shortening</i>	Tan <i>Tonne</i>	158,613	156,647	13,488	11,799	10,637	12,821	12,503
Marjerin <i>Margerine</i>	Tan <i>Tonne</i>	73,536	86,989	6,562	7,018	6,092	7,238	6,757
Minyak masak campuran <i>Blended/deodorised cooking oil</i>	Tan <i>Tonne</i>	481,565	462,606	46,502	38,326	36,909	39,659	36,209
Susu pekat manis <i>Sweetened condensed milk</i>	Tan <i>Tonne</i>	469,591	479,533	39,248	39,708	41,263	35,134	42,701
Minuman susu <i>Milk drinks</i>	Liter ('000) <i>Litres ('000)</i>	120,976	128,558	10,958	9,516	9,001	8,016	9,595
Beras <i>Whole rice</i>	Tan <i>Tonne</i>	683,766	659,091	47,524	53,086	54,190	58,709	66,017
Beras hancur <i>Broken rice</i>	Tan <i>Tonne</i>	102,686	118,292	7,803	7,577	8,487	9,915	13,208
Tepung gandum <i>Wheat flour</i>	Tan <i>Tonne</i>	1,003,698	866,005	88,728	90,120	63,457	64,667	74,265
Roti dan kek <i>Bread and cakes</i>	Tan <i>Tonne</i>	599,866	786,730	46,866	74,165	68,821	63,945	65,334
Mee dan bihun <i>Mee and bihun</i>	Tan <i>Tonne</i>	260,710	255,834	23,469	24,119	20,683	22,280	21,629
Sos dan bahan perasa <i>Sos and flavoring ingredients</i>	Tan <i>Tonne</i>	93,755	96,621	9,773	9,247	7,351	6,029	6,041
Kelapa kering <i>Desiccated coconuts</i>	Tan <i>Tonne</i>	4,646	3,738	281	285	345	417	346
Makanan ayam itik campuran <i>Mixed poultry feed</i>	Tan <i>Tonne</i>	2,386,374	2,326,091	216,342	175,096	192,375	199,476	179,888
Hidangan ikan <i>Fish meals</i>	Tan <i>Tonne</i>	106,406	76,757	6,922	6,888	8,175	8,995	6,261
Biskut <i>Biscuits</i>	Tan <i>Tonne</i>	124,962	140,238	11,728	12,730	12,957	12,534	12,340
Gula bertapis <i>Refined sugar</i>	Tan <i>Tonne</i>	1,981,898	1,962,043	167,446	155,467	176,536	173,478	144,731
Minuman manis berkarbonat <i>Sweet beverages (carbonated)</i>	Liter ('000) <i>Litres ('000)</i>	357,856	458,276	38,301	32,522	34,378	36,305	38,079
Minuman manis tidak berkarbonat <i>Sweet beverages (non-carbonated)</i>	Liter ('000) <i>Litres ('000)</i>	2,025,653	1,816,396	175,017	153,946	164,805	157,307	144,786

2025											
Jun	Jul.	Ogo.	Sept.	Okt.	Nov.	Dis.	Jan.	Feb.	Mac	Apr.	Mei
525	461	486	484	454	409	414	433	429	517	470	468
1,692	1,857	1,780	1,834	2,251	1,653	1,708	1,160	1,236	1,328	1,330	1,386
922	880	903	908	806	684	625	596	574	600	600	667
667	539	569	573	568	570	549	447	390	396	395	444
1,947	1,692	1,977	2,011	1,782	1,654	1,518	1,463	1,470	1,516	1,618	1,626
811	764	766	877	931	1,113	1,095	1,097	770	809	868	888
1,624	1,644	1,613	1,842	2,092	2,031	1,603	2,285	2,334	2,367	2,457	2,464
5,978	6,162	6,158	6,595	7,521	6,951	5,727	7,101	6,358	6,266	6,333	7,318
13,621	14,137	14,055	13,711	14,901	12,238	12,735	12,830	11,924	10,740	10,670	10,004
8,366	8,869	9,047	7,954	8,939	5,221	4,926	5,917	6,552	5,674	6,875	6,287
33,436	28,091	33,354	38,381	48,530	41,440	41,769	46,476	43,465	44,744	46,086	37,429
46,271	50,471	44,842	39,492	33,951	31,414	35,038	34,986	35,950	38,314	33,787	36,935
10,596	12,966	12,946	12,543	12,006	10,565	9,850	9,627	9,054	8,757	8,319	9,983
53,036	54,718	55,985	57,838	50,042	55,063	52,884	45,211	51,047	54,853	55,887	55,946
10,344	11,366	11,425	11,099	10,209	8,397	8,462	7,408	7,393	7,824	8,155	8,350
71,244	69,733	70,272	62,554	60,599	78,752	71,614	71,987	73,347	65,778	63,786	73,484
76,087	81,228	70,878	65,401	63,580	60,186	50,240	56,910	86,260	81,438	76,481	77,845
19,682	20,981	19,649	21,446	22,440	20,971	18,484	23,303	23,036	20,201	22,362	21,986
7,195	7,906	8,431	7,652	8,453	8,667	9,875	10,003	9,981	7,787	6,449	6,135
329	256	253	274	301	329	323	327	328	317	388	317
160,106	177,267	181,205	180,448	185,549	219,287	259,052	237,419	191,539	188,468	186,417	186,430
5,208	4,967	5,248	5,317	4,830	6,970	6,977	7,612	7,499	7,338	7,393	6,036
11,264	10,018	10,933	11,422	13,883	9,971	10,458	9,585	10,578	10,622	10,443	11,030
140,421	160,308	146,044	154,790	164,122	187,692	191,007	175,200	170,724	186,320	189,562	175,353
41,348	40,729	41,411	40,636	40,204	32,469	41,896	39,092	34,743	35,736	38,030	37,520
132,369	130,896	136,563	134,413	137,242	167,749	181,304	174,524	168,522	176,475	170,838	156,378

Jadual 2 : Pengeluaran Produk Utama dalam Industri Pembuatan yang Terpilih
Table 2 : Production of Major Products in Selected Manufacturing Industries

Keterangan Produk Product Description	Unit Kuantiti Quantity Unit	2023	2024	2024				
				Jan.	Feb.	Mac	Apr.	Mei
Air mineral dan minuman Mineral and drinking water	Liter ('000) Litres ('000)	709,585	772,679	45,346	52,690	39,526	52,711	65,351
Kain kapas Cotton cloth	Meter ('000) Metres ('000)	41,668	63,561	4,101	5,339	4,819	5,399	6,234
Seluar lelaki Pants, males	Bilangan ('000) Number ('000)	2,433	741	100	95	131	122	84
Kemeja lelaki Shirts, males	Bilangan ('000) Number ('000)	15,444	16,061	1,442	1,269	1,255	1,332	1,427
Blaus Blouses	Bilangan ('000) Number ('000)	3,297	3,003	290	277	299	321	286
Pakaian perempuan Dresses	Bilangan ('000) Number ('000)	2,270	2,024	155	151	193	213	178
Kasut getah (semua jenis) Rubber footwear (all types)	Pasang ('000) Pairs ('000)	1,835	1,366	120	121	132	135	93
Kiln kayu kering Kiln dried timber	Tan Tonne	138,378	137,514	7,802	7,162	11,162	13,634	13,548
Kayu gergaji Rubberwood (sawn)	Tan Tonne	122,365	143,775	9,522	10,698	10,113	13,223	14,833
Kepingan venir Veneer sheets	Meter Padu Cubic metre	284,746	167,337	16,941	19,245	17,694	19,541	10,733
Papan gentian berkepadatan sederhana Medium density fibreboard	Meter Padu Cubic metre	2,622,634	2,813,977	242,756	287,791	250,672	200,194	185,950
Papan lapis Plywood	Meter Padu Cubic metre	4,365,151	5,093,667	414,852	461,286	476,305	437,668	409,641
Ukiran kayu Timber moulding	Meter Padu Cubic metre	46,997	45,823	3,118	3,343	4,054	4,903	4,787
Kayu balak siap Dressed timber	Meter Padu Cubic metre	6,343	6,400	808	723	699	847	668
Rak dan beg kertas Sacks and bags of paper	Bilangan ('000) Number ('000)	331,989	293,085	26,400	28,551	26,511	25,697	24,506
Kertas tisu Tissue paper	Tan Tonne	85,245	84,748	6,954	6,522	6,700	6,865	6,690
Kertas napkin Napkin paper	Tan Tonne	2,111	1,310	95	99	129	119	123
Kertas tandas Toilet paper	Tan Tonne	46,047	38,746	3,094	3,406	3,685	3,181	3,089
Minyak tanah Kerosene	Tan Tonne	3,275,428	3,619,726	253,995	190,453	311,056	292,481	411,133
Gas petroleum cecair Liquefied petroleum gas	Tan Tonne	2,524,079	2,385,651	136,970	222,607	212,854	223,760	268,505
Minyak bahan api Fuel oil	Tan Tonne	1,935,352	2,128,383	153,465	131,820	176,134	166,257	194,274
Minyak diesel/gas Diesel/ gas oil	Tan Tonne	16,187,264	16,993,319	1,312,278	1,419,683	1,607,736	723,593	1,281,299
Gasolin (spirit motor) Gasoline (motor spirit)	Tan Tonne	4,639,314	4,277,629	215,923	253,667	257,685	242,704	394,924
Minyak pelincir campuran Blended lubricating oil	Tan Tonne	186,354	239,731	16,928	15,949	17,035	17,188	18,666
Nafta Naptha	Tan Tonne	2,974,988	3,381,541	172,666	242,018	228,330	277,386	360,008

2025											
Jun	Jul.	Ogo.	Sept.	Okt.	Nov.	Dis.	Jan.	Feb.	Mac	Apr.	Mei
70,556	71,242	74,004	77,360	71,401	84,818	67,672	53,301	56,564	43,161	56,965	61,068
5,860	5,179	5,391	5,295	6,158	4,984	4,803	4,145	4,967	4,493	5,130	6,250
33	32	31	33	35	26	20	26	31	37	29	21
1,435	1,536	1,327	1,192	1,382	1,291	1,174	1,423	1,337	1,297	1,377	1,456
254	259	226	205	201	196	190	222	223	235	251	216
173	179	175	159	152	157	138	150	155	192	214	176
96	84	71	86	119	167	141	125	124	136	148	120
14,280	15,513	11,777	12,386	9,145	11,084	10,021	9,204	8,886	9,611	10,614	11,224
13,290	13,308	11,812	13,976	13,912	10,351	8,737	10,463	11,803	11,043	10,215	11,988
13,149	10,552	10,169	10,072	10,869	15,675	12,700	14,025	16,010	14,871	14,955	9,997
147,463	180,044	250,134	221,255	226,067	306,650	315,001	258,201	303,831	261,414	223,777	201,517
467,737	426,992	413,460	389,753	434,796	380,902	380,275	362,927	420,792	447,551	404,049	394,118
3,316	3,358	3,401	3,203	3,412	4,857	4,071	3,113	3,298	4,169	5,119	5,188
385	311	311	335	336	407	570	784	695	698	713	621
22,804	22,327	22,692	21,267	21,250	26,777	24,303	23,810	26,059	24,039	23,607	20,169
7,301	7,459	7,321	7,244	6,497	7,587	7,608	6,927	6,574	6,835	6,763	6,399
135	135	105	99	92	89	92	94	99	93	86	85
3,409	3,682	2,732	2,706	2,704	3,645	3,415	3,229	3,577	3,996	4,340	4,159
474,660	252,813	274,740	298,937	280,520	265,893	313,046	329,335	264,349	409,971	378,470	476,092
228,952	212,700	207,382	187,671	168,910	171,732	143,608	150,119	247,762	237,156	254,415	284,688
218,603	188,277	221,406	214,007	154,872	140,022	169,249	197,099	171,894	224,746	208,819	215,449
1,355,676	1,448,086	1,451,313	1,358,727	1,533,032	1,802,183	1,699,715	1,637,723	1,807,256	1,929,283	859,629	1,420,960
427,782	484,501	500,883	452,133	458,295	277,304	311,827	272,711	322,665	322,345	296,342	487,560
20,384	19,797	25,425	24,644	25,017	19,883	18,815	17,653	16,456	17,169	17,021	17,198
494,869	283,453	277,592	236,990	253,202	332,509	222,517	236,208	318,253	294,774	354,777	408,025

Jadual 2 : Pengeluaran Produk Utama dalam Industri Pembuatan yang Terpilih
Table 2 : Production of Major Products in Selected Manufacturing Industries

Keterangan Produk Product Description	Unit Kuantiti Quantity Unit	2023	2024	2024				
				Jan.	Feb.	Mac	Apr.	Mei
Gas asli cecair <i>Liquefied natural gas</i>	Tan <i>Tonne</i>	31,279,579	31,016,985	2,930,110	2,830,335	3,293,275	2,296,557	2,178,371
Nitrogen dan oksigen <i>Nitrogen and oxygen</i>	Meter padu ('000) <i>Cubic metre ('000)</i>	526,966	455,285	45,944	42,849	43,087	42,132	42,601
Methanol (methyl alcohol) <i>Methanol (methyl alcohol)</i>	Tan <i>Tonne</i>	5,090,653	6,418,393	555,053	536,428	518,656	440,918	498,892
Baja (termasuk urea) <i>Fertilizers (includes urea)</i>	Tonne <i>Tonne</i>	5,906,343	5,369,283	434,307	471,171	473,629	428,788	394,695
Sebatian P.V.C <i>P.V.C. compound</i>	Tan <i>Tonne</i>	56,303	43,615	3,679	3,749	3,625	3,944	3,546
Racun serangga aerosol <i>Aerosol insecticides (liquid)</i>	Liter <i>Litres</i>	5,163,308	4,240,499	422,415	413,931	377,944	394,043	356,576
Racun herba (cecair) <i>Herbicides (liquid)</i>	Liter ('000) <i>Litres ('000)</i>	91,732	71,789	8,842	8,245	7,945	8,166	7,043
Racun herba (bukan cecair) <i>Herbicides (non-liquid)</i>	Tonne <i>Tonne</i>	57,643	27,890	2,965	2,962	3,004	3,073	2,309
Cat emulsi <i>Emulsion paints</i>	Liter ('000) <i>Litres ('000)</i>	69,896	53,918	6,195	6,202	5,309	4,222	4,637
Cat lapis <i>Under-coats</i>	Liter ('000) <i>Litres ('000)</i>	13,019	11,461	1,007	1,063	890	960	1,296
Cat asas <i>Primers</i>	Liter ('000) <i>Litres ('000)</i>	21,342	24,677	1,938	2,116	1,656	1,426	1,833
Dakwat pencetak <i>Printing ink</i>	Tan <i>Tonne</i>	21,012	25,485	2,556	1,950	2,075	1,974	2,239
Pelembut fabrik <i>Fabric softener</i>	Liter ('000) <i>Litres ('000)</i>	29,439	31,631	2,389	2,651	2,703	2,372	2,639
Sabun mandi <i>Toilet soap</i>	Tan <i>Tonne</i>	14,935	16,145	1,348	1,579	1,658	1,271	1,243
Sabun serbuk (bahan pencuci) <i>Soap powder (detergents)</i>	Tan <i>Tonne</i>	77,816	90,433	6,087	6,590	7,342	6,850	7,577
Pelekat perindustrian <i>Adhesive, industrial</i>	Liter ('000) <i>Litres ('000)</i>	166,252	168,412	13,705	13,425	11,673	13,720	13,890
Tayar pneumatik (semua jenis) <i>Pneumatic tyres (all types)</i>	Bilangan ('000) <i>Number ('000)</i>	4,753	4,655	498	495	459	384	367
Tiub dalam (semua jenis) <i>Inner tubes (all types)</i>	Bilangan ('000) <i>Number ('000)</i>	788	683	83	71	55	49	47
Getah mutu malaysia (semua gred) <i>S.M.R. (all grades)</i>	Tan <i>Tonne</i>	668,508	676,210	63,120	60,695	49,422	46,833	51,480
Susu getah diproses <i>Processed latex</i>	Tan <i>Tonne</i>	50,917	52,446	4,038	3,907	3,888	3,870	4,291
Sarung tangan getah <i>Rubber gloves</i>	Pasang (Juta) <i>Pairs (Million)</i>	66,998	74,126	6,083	6,454	7,515	7,423	6,740
Kondom <i>Condom</i>	Gross ('000) <i>Gross ('000)</i>	21,118	25,898	1,935	1,812	1,788	2,615	2,518
Paip P.V.C. <i>P.V.C. pipes</i>	Tan <i>Tonne</i>	123,126	130,202	10,551	10,997	12,930	11,565	11,718
Bata tanah <i>Earthen bricks</i>	Bilangan ('000) <i>Number ('000)</i>	201,043	192,614	15,569	16,178	13,476	17,896	14,389
Jubin seramik <i>Ceramic tiles</i>	M. Persegi ('000) <i>Sq. metres ('000)</i>	24,753	33,136	1,601	1,910	2,501	2,808	3,110

2025											
Jun	Jul.	Ogo.	Sept.	Okt.	Nov.	Dis.	Jan.	Feb.	Mac	Apr.	Mei
2,603,478	2,923,077	2,442,018	2,272,124	2,537,713	2,440,526	2,269,400	2,692,771	2,349,178	2,753,178	1,880,880	1,733,984
38,053	36,040	29,069	28,573	31,922	35,826	39,191	41,423	41,480	41,572	40,783	39,184
459,146	451,584	540,189	548,792	589,565	620,157	659,014	628,734	595,304	568,353	515,101	528,590
469,067	474,196	464,437	445,117	428,483	488,800	396,593	377,571	458,537	433,729	385,230	341,849
3,487	3,535	3,706	3,570	3,322	3,503	3,950	3,924	4,085	4,070	4,096	3,622
337,765	356,507	340,165	318,487	316,504	306,140	300,022	366,435	336,112	306,188	325,335	312,263
5,113	4,590	3,963	3,113	3,922	5,288	5,559	7,632	6,998	6,671	7,009	6,846
1,894	1,949	1,582	1,431	1,160	2,597	2,963	2,622	2,413	2,359	2,472	1,936
3,974	4,033	3,815	3,517	3,110	4,514	4,390	5,424	5,088	4,328	4,154	4,665
1,202	816	762	828	890	776	970	940	1,006	821	916	1,247
1,888	2,320	2,482	2,560	2,295	1,799	2,366	1,671	1,830	1,429	1,303	1,688
1,989	2,011	2,145	2,114	2,246	2,166	2,019	2,475	1,730	1,973	1,742	1,911
2,789	2,318	2,504	2,209	3,155	3,001	2,902	2,118	2,477	2,502	2,319	2,507
1,587	1,378	1,456	1,254	1,020	1,184	1,168	1,082	1,296	1,359	1,305	1,265
9,048	8,402	8,738	7,711	9,596	6,586	5,905	5,248	5,896	6,094	6,031	6,402
14,641	13,629	13,993	13,643	15,269	15,471	15,353	15,652	14,575	12,589	14,220	14,948
378	376	363	338	407	282	309	393	441	394	324	306
51	52	59	58	58	49	48	67	67	51	45	42
49,567	52,695	61,609	53,938	63,352	59,370	64,129	62,578	62,811	49,239	48,497	48,868
4,933	5,063	5,645	4,735	4,651	3,425	4,000	3,873	3,982	3,827	4,021	4,128
5,881	5,791	5,960	5,582	5,594	5,637	5,465	6,855	7,007	8,041	7,806	6,854
2,793	2,400	1,943	2,181	2,339	1,664	1,912	1,949	1,842	1,712	1,858	1,714
11,558	11,377	9,029	9,072	9,594	10,956	10,855	11,439	11,987	12,055	9,065	8,993
12,023	12,377	12,186	12,038	14,259	26,619	25,604	17,519	19,767	15,821	21,600	18,337
3,055	3,106	2,923	3,221	3,383	2,073	3,445	1,810	2,301	2,387	2,699	3,046

Jadual 2 : Pengeluaran Produk Utama dalam Industri Pembuatan yang Terpilih
Table 2 : Production of Major Products in Selected Manufacturing Industries

Keterangan Produk Product Description	Unit Kuantiti Quantity Unit	2023	2024	2024				
				Jan.	Feb.	Mac	Apr.	Mei
Simen (semua jenis) Cement (all types)	Tan ('000) Tonnes ('000)	23,191	27,188	2,461	2,592	2,873	2,044	2,018
Konkrit campuran siap Ready mixed concrete	Meter padu ('000) Cubic metre ('000)	39,836	40,936	3,826	3,269	3,576	3,007	2,973
Bumbung genting simen (semua jenis) Cement roofing tiles (all types)	Bilangan ('000) Number ('000)	42,152	40,418	4,870	1,965	2,241	3,017	3,689
Cerucuk, tiang konkrit Piles, poles, posts of concrete	Tan Tonne	1,247,529	1,257,134	118,429	118,521	99,513	106,085	115,120
Pasir silika (diproses) Silica sands (processed)	Tan ('000) Tonnes ('000)	167,623	153,669	10,811	16,977	12,523	9,194	15,195
Selak dan kekeras Bolts and nuts	Tan ('000) Tonnes ('000)	1,090,486	1,064,506	95,113	99,878	88,426	83,536	90,110
Bar dan batang besi dan keluli Iron and steel bars and rods	Tan Tonne	1,158,514	1,284,905	112,228	117,663	99,267	101,810	98,486
Kepingan besi yang disadur Galvanized iron sheets	Tan Tonne	202,278	191,851	10,953	11,315	10,570	18,687	19,291
Tin timah dan semua tin lain Tin cans and all other tins	Bilangan ('000) Number ('000)	2,550,785	2,323,567	231,574	233,684	219,582	224,930	181,767
Dram besi dan keluli Iron and steel drums	Bilangan ('000) Number ('000)	3,474	4,115	274	278	282	273	381
Dawai besi dan keluli Galvanized iron and steel wire	Tan Tonne	165,843	163,085	12,232	16,162	13,915	12,800	12,250
Dawai mata punai dan jaring Wire mesh and netting	M. Persegi ('000) Sq. metres ('000)	15,079	16,196	1,305	1,444	1,199	1,431	1,515
Transformer elektrik Electrical transformers	Bilangan ('000) Number ('000)	252,794	275,660	27,216	27,607	27,270	22,197	22,840
Dawai dan kabel yang tertebat Insulated wires and cables	Tan Tonne	143,781	106,987	9,254	10,778	11,357	13,595	9,969
Separa konduktor Semi-conductors	Bil. (Juta) Num. (Million)	35,227	35,958	3,050	3,390	3,289	2,496	2,761
Transistor elektronik Electronic transistors	Bil. (Juta) Num. (Million)	46,515	44,288	3,794	3,950	3,837	3,239	4,307
Litar bersepadu Integrated circuits	Bil. (Juta) Num. (Million)	51,838	39,361	3,031	3,145	3,272	3,506	4,872
Televisyen Television	Bilangan Number	13,583,353	13,798,012	1,000,226	901,036	1,005,501	1,013,545	1,519,004
Radio Radios	Bilangan ('000) Number ('000)	8,255	9,325	806	817	699	708	704
Penyaman udara Air-conditioners	Bilangan Number	3,342,121	3,578,572	276,871	299,728	321,088	311,847	333,088
Kereta penumpang Passenger cars	Bilangan Number	724,891	739,477	71,666	61,935	63,778	53,857	70,132
Kenderaan perdagangan Commercial vehicles	Bilangan Number	134,721	102,027	9,098	8,831	6,239	10,303	11,347
Wayar abah-abah, kenderaan bermotor Wire harness, motor vehicle	Bilangan ('000) Number ('000)	10,181	9,452	848	847	745	714	794
Motosikal dan skuter Motor cycles and scooters	Bilangan Number	355,243	403,622	33,309	30,392	29,122	30,919	42,033

2025											
Jun	Jul.	Ogo.	Sept.	Okt.	Nov.	Dis.	Jan.	Feb.	Mac	Apr.	Mei
1,898	1,880	1,903	1,882	2,011	2,794	2,831	2,815	2,741	3,140	2,263	2,178
3,316	3,602	3,613	3,584	3,814	2,873	3,486	3,507	3,095	3,362	2,874	2,804
3,568	4,617	3,750	3,310	3,651	2,535	3,204	3,953	1,908	2,160	2,875	3,532
96,306	90,639	94,735	110,919	105,497	105,959	95,411	91,200	91,346	82,853	88,815	91,929
10,038	11,985	11,800	11,582	13,204	17,272	13,090	11,023	19,052	16,725	12,975	18,530
93,135	90,110	90,625	90,963	82,272	85,170	75,166	83,469	86,955	11,221	11,358	11,296
100,017	101,974	131,627	108,571	95,023	97,171	121,068	110,700	117,650	107,962	111,172	106,113
16,433	15,204	20,656	24,909	21,483	11,815	10,534	9,025	9,211	9,661	17,398	17,690
155,717	163,170	168,485	172,163	172,737	188,879	210,880	215,213	228,257	206,979	210,077	190,862
501	458	383	351	378	279	277	270	290	282	271	380
14,340	14,950	14,305	13,601	11,660	13,029	13,841	11,471	16,317	15,118	14,164	12,682
1,393	1,474	1,414	1,409	1,289	1,262	1,061	1,205	1,341	1,129	1,336	1,313
19,556	22,231	19,937	19,495	23,302	22,302	21,706	28,959	30,607	31,017	27,059	27,332
7,661	9,100	8,651	9,373	6,502	4,827	5,920	6,024	7,372	6,962	6,363	7,865
3,309	3,415	3,312	3,198	2,574	2,567	2,596	2,981	3,290	3,299	2,401	2,688
4,091	3,743	3,655	3,542	3,257	3,228	3,644	3,964	4,035	4,057	3,313	4,074
3,133	3,281	3,415	3,613	3,292	2,410	2,390	2,178	2,277	2,329	3,105	3,849
1,271,186	1,151,505	1,320,396	1,206,082	953,946	1,251,670	1,203,915	1,180,802	1,004,833	1,123,083	1,152,400	1,602,154
677	786	923	757	696	829	923	914	881	761	789	780
248,657	306,764	276,400	248,276	287,176	328,044	340,633	330,464	362,168	369,805	359,672	349,850
46,811	66,010	69,624	51,730	66,906	56,898	60,130	53,794	58,606	55,301	52,925	62,291
7,918	8,757	7,918	6,710	7,246	9,551	8,108	6,550	7,088	5,538	11,610	11,800
834	893	799	686	798	769	724	722	755	732	733	755
35,122	37,465	35,439	33,747	33,065	31,025	31,984	30,732	27,704	27,893	27,297	31,169

NOTA
TEKNIKAL
Technical Notes

Muka surat ini sengaja dibiarkan kosong
This page is deliberately left blank

NOTA TEKNIKAL

1. OBJEKTIF Objektif utama penerbitan ini ialah untuk menyediakan statistik aliran terkini bagi indikator utama di sektor Pembuatan, iaitu statistik **nilai jualan, bilangan pekerja bergaji, gaji & upah** serta **pengeluaran produk utama** yang dipungut melalui Survei Pembuatan Bulanan. Statistik ini membantu pengguna dalam merangka dasar serta membuat keputusan.

2. PENANDA ARASAN Selepas melaksanakan Banci Ekonomi 2016 (tahun rujukan 2015), Jabatan Perangkaan Malaysia (DOSM) telah mengkaji dan melaksanakan proses penanda arasan terhadap statistik pembuatan yang dipungut melalui Survei Pembuatan Bulanan. Proses penanda arasan ini membolehkan siri nilai anggaran tahunan yang dijana menerusi statistik jangka pendek konsisten dengan nilai tahunan daripada banci/survei tahunan sebagai tahun penanda aras. Penanda arasan yang dibuat berpandukan *Quarterly National Accounts Manual 2017 edition, International Monetary Fund* bagi mencapai objektif seperti berikut:

- Menganggarkan data bulanan supaya konsisten dengan data tahunan iaitu, untuk memastikan jumlah data bulanan adalah sama dengan penanda aras tahunan;
- Memelihara sebanyak mungkin pertumbuhan indikator bulanan semasa proses penanda arasan tahunan dibuat; dan
- Memastikan data siri ke hadapan, jumlah data bulanan bagi tahun semasa sedekat mungkin dengan data tahunan yang diperoleh semasa banci atau survei tahunan yang dijalankan.

Statistik penanda arasan disusun bagi nilai jualan, bilangan pekerja bergaji dan gaji & upah sektor Pembuatan dan diterbitkan mulai Januari 2020. Tahun asas (penanda aras) adalah menggunakan Banci Ekonomi 2016 (tahun rujukan 2015) sebagai tahun penanda aras dan kaedah *pro rata* (1) dan *extrapolation* (2) digunakan dalam pemprosesan penanda arasan ini.

Kaedah *pro rata*:

$$M^i V = \frac{M^i I}{\sum_{i=1}^{12} M^i V} \times ADT \quad (1)$$

di mana;

$M^i V$ = pemboleh ubah anggaran bulanan yang dinaik aras

$M^i I$ = siri indikator bulanan

ADT = data tahunan tahun asas (penanda aras)

Kaedah *extrapolation*:

$$V_t = V_{t-1} * G_{t-1,t} \quad (2)$$

di mana;

V_t = nilai pemboleh ubah

$G_{t-1,t}$ = pertumbuhan daripada t-1 kepada t

NOTA TEKNIKAL

3. SKOP DAN LIPUTAN

Data yang dipungut dalam Survei Pembuatan Bulanan meliputi seluruh Malaysia. Mulai Januari 2020, penerbitan ini memaparkan statistik berwajaran yang menggambarkan populasi sampel bagi 251 industri dalam sektor Pembuatan.

Data bagi industri yang mempunyai perwakilan kurang daripada tiga pertubuhan telah digabungkan kepada industri terhampir bagi memelihara kerahsiaan responden seperti mana yang termaktub dalam Akta Perangkaan 1965 (Disemak - 1989).

4. SUMBER RANGKA

Sumber rangka ialah daripada *Malaysia Statistical Business Register (MSBR)* di mana maklumat utama diperolehi daripada banci dan survei yang dilaksanakan oleh Jabatan Perangkaan Malaysia (DOSM) serta data pentadbiran. Sumber utama data pentadbiran tersebut adalah daripada Suruhanjaya Syarikat Malaysia (SSM). Selain itu, DOSM juga turut bekerjasama mendapatkan maklumat daripada lebih 50 agensi lain seperti Kumpulan Wang Simpanan Pekerja (KWSP), Jabatan Kastam Diraja Malaysia (JKDM), Lembaga Hasil Dalam Negeri (LHDN), Pihak Berkuasa Tempatan (PBT) serta Badan-badan Profesional. Rangka dikemaskini secara berterusan dengan mengambil kira pertubuhan baru dan merekod sebarang perubahan dalam status pertubuhan seperti tutup, tidak beroperasi, perubahan jenis aktiviti dan lokasi atau alamat pos untuk memastikan maklumat yang terdapat dalam rangka adalah yang paling terkini.

5. JENIS AKTIVITI PERNIAGAAN

Jenis aktiviti perniagaan merujuk kepada aktiviti utama dan sekunder. Aktiviti utama merujuk kepada aktiviti yang mana pertubuhan menumpukan sebahagian besar sumbernya atau memberi sumbangan besar dari segi pendapatan. Aktiviti sekunder didefinisikan sebagai aktiviti sampingan kepada aktiviti utama. Klasifikasi bagi pertubuhan adalah berasaskan kepada aktiviti utama dan Piawaian Klasifikasi Industri Malaysia (MSIC 2008) Versi 1.0. yang diselaraskan dengan *International Standard Industrial Classification of All Economic Activities (ISIC), Rev. 4, United Nations* dengan pengubahsuaian mengikut keperluan tempatan.

6. KONSEP DAN DEFINISI

Konsep dan definisi yang digunakan selari dengan manual *International Recommendations for Industrial Statistics 2008, United Nations Statistics Division*. Takrif pembuatan yang digunakan dalam survei ini adalah selaras dengan Piawaian Klasifikasi Industri Malaysia (MSIC) 2008 Versi 1.0.

Pembuatan ditakrifkan sebagai perubahan fizikal atau kimia ke atas bahan atau komponen menjadi produk baru sama ada kerja itu dilakukan oleh jentera yang dijalankan oleh kuasa atau yang dijalankan dengan tangan, sama ada dijalankan dalam kilang atau di rumah pekerja, dan sama ada barang keluaran dijual secara borong atau runcit.

NOTA TEKNIKAL

7. REKA BENTUK PENSAMPELAN

Reka bentuk pensampelan bagi survei ini adalah pensampelan rawak strata satu peringkat. Pertubuhan dikelaskan sebagai unit pensampelan manakala beberapa kategori strata telah dikenalpasti.

Setiap strata telah dibentuk kepada tiga substrata untuk memastikan sampel yang diagihkan mengambil kira ciri-ciri ekonomi strata tersebut. Substrata utama bersifat heterogen dan diliputi secara penuh. Manakala, substrata selainnya yang bersifat homogen disampelkan.

Substrata utama meliputi pertubuhan kategori besar dan yang mempunyai jumlah hasil yang signifikan dalam industri berkaitan manakala bagi substrata kedua dan ketiga berdasarkan kategori perusahaan kecil dan sederhana (PKS).

8. SAIZ SAMPEL

Statistik utama yang digunakan untuk penganggaran saiz sampel adalah nilai jualan. Formula yang digunakan dalam penganggaran saiz sampel bagi strata adalah seperti berikut:

$$n = \frac{(\sum N_i S_i)^2}{V + \sum N_i S_i^2} \quad (3)$$

di mana;

- n = Saiz sampel
- N_i = Saiz populasi bagi strata i
- S_i^2 = Varian bagi strata i
- V = Varian sasaran

$$V = RSE^2 \cdot \left(\frac{\hat{Y}_i}{Z} \right)^2 \quad (4)$$

di mana;

- \hat{Y}_i = Jumlah nilai jualan bagi strata
- RSE = Ralat piawai relatif
- Z = Nilai aras keyakinan

Sampel akan diagihkan kepada substrata dalam industri liputan dengan menggunakan kaedah *Neyman Allocation* seperti berikut:

$$n_{hi} = \left(\frac{N_h S_h}{\sum N_h S_h} \right) n_i \quad (5)$$

$$h = 2, 3 \text{ dan } 4$$

$$i = 1, 2, \dots k$$

NOTA TEKNIKAL

di mana;

n_{hi} = Saiz sampel bagi substrata h dalam strata i

N_h = Saiz populasi bagi substrata h

S_h = Sisihan piawai bagi substrata h

n_i = Saiz sampel bagi strata i

h = Substrata

i = Strata

Pertubuhan kategori substrata utama diliputi sepenuhnya, manakala pertubuhan bagi substrata kedua dan ketiga dipilih secara rawak mengikut kaedah pensampelan bersistematik.

9. WAJARAN

Analisis berwajaran disediakan menggunakan wajaran sampel bagi memastikan sampel yang dipilih dapat menggambarkan populasi survei. Wajaran yang diperlukan adalah wajaran di peringkat reka bentuk pensampelan dan tiada respons.

Wajaran reka bentuk pensampelan pada substrata h adalah seperti berikut :

$$W_h = \frac{N_h}{n_h}, \quad h = 1, \dots, 4 \quad (6)$$

di mana;

N_h = Bilangan populasi bagi substrata h ; dan

n_h = Bilangan sampel bagi substrata h

NOTA TEKNIKAL

Wajaran tiada respons pada substrata adalah seperti berikut :

$$NRW_h = \frac{1}{\frac{n'_h}{n_h}}, \quad h = 1, \dots, 4 \quad (7)$$

di mana;

$$n'_h = \text{Bilangan sampel respons bagi substrata } h$$

$$n_h = \text{Bilangan sampel bagi substrata } h$$

Kaedah pengiraan wajaran reka bentuk pensampelan selepas survei (*adjusted weight*) pada substrata h seperti berikut:

$$W'_h = W_h \times NRW_h, \quad h = 1, \dots, 4 \quad (8)$$

di mana;

$$W_h = \text{Wajaran reka bentuk pensampelan pada substrata } h$$

$$NRW_h = \text{Wajaran tiada respons pada substrata } h$$

10. UNIT MELAPOR

Unit melapor bagi survei ini ialah **pertubuhan**. Sesebuah pertubuhan ditakrifkan sebagai "satu unit ekonomi yang bergiat di bawah satu hak milik atau penguasaan tunggal, iaitu di bawah satu entiti yang sah. Ia menjalankan satu jenis aktiviti ekonomi utama di satu tempat / lokasi fizikal". Setiap pertubuhan diberikan klasifikasi industri berdasarkan aktiviti utamanya. Bagi pertubuhan yang menjalankan pelbagai aktiviti, unit yang bergiat dalam aktiviti yang berasingan dalam satu lokasi yang sama adalah terdiri daripada entiti pertubuhan yang berbeza. Oleh itu, setiap cawangan daripada organisasi yang mempunyai pelbagai cawangan di lokasi yang berbeza dari segi konsep dianggap sebagai pertubuhan yang berlainan. Pertubuhan berkenaan diminta memberikan penyata yang berasingan bagi setiap kegiatannya dari segi nilai. Walau bagaimanapun, dari segi praktiknya akaun biasanya disediakan secara berpusat kerana kesukaran untuk memperoleh data yang berasingan bagi setiap unit atau cawangan. Entiti atau enterpris ini akan dianggap sebagai satu unit pelapor dan dibenarkan mengemukakan soal selidik yang menggabungkan semua unit atau cawangannya.

NOTA TEKNIKAL

11. NILAI JUALAN

Nilai jualan yang dilaporkan merujuk kepada nilai jualan produk sendiri sahaja. Ini bermaksud jualan produk yang berlaku dalam bulan laporan, sama ada produk tersebut telah dibuat/dihasilkan oleh pertubuhan pada bulan tersebut atau bulan-bulan sebelumnya. Nilai jualan adalah berdasarkan kepada nilai bersih di kilang dan berkaitan dengan kuantiti yang dijual. Penilaian harga yang dikenakan kepada pelanggan adalah tidak termasuk:

- a. diskaun atau rebat;
- b. bayaran untuk pengangkutan keluar;
- c. komisen kepada wakil-wakil penjual;
- d. bayaran lain seperti cukai eksais yang dibayar atau cukai jualan yang dipungut oleh kilang bagi pihak kerajaan; dan
- e. bayaran pemasangan, pembaikan dan pembinaan

12. BILANGAN PEKERJA BERGAJI

Bilangan pekerja bergaji meliputi seperti berikut:

- a. Pekerja bergaji (sepenuh masa) - Merujuk kepada semua pekerja bergaji yang bekerja sekurang-kurangnya 6 jam sehari dan sekurang-kurangnya 20 hari sebulan; dan
- b. Pekerja bergaji (sambilan) - Merujuk kepada semua pekerja bergaji yang bekerja kurang daripada 6 jam sehari dan/atau kurang daripada 20 hari sebulan.

13. GAJI & UPAH DIBAYAR

Gaji & upah yang dibayar merujuk kepada semua bayaran tunai, termasuk bonus, komisen, bayaran lebih masa, elaun kos sara hidup dan elaun lain yang dibayar kepada semua pekerja bergaji dalam bulan rujukan. Caruman Kumpulan Wang Simpanan Pekerja (KWSP) serta Pertubuhan Keselamatan Sosial (PERKESO) turut dimasukkan tetapi caruman oleh majikan dikecualikan. Elaun kepada pemilik yang bekerja, rakan niaga yang bekerja dan pekerja keluarga tidak bergaji, bayaran pampasan dan saguhati kerana pemberhentian adalah juga dikecualikan.

14. KEPERLUAN KERAHSIAAN

Survei ini dijalankan di bawah peruntukan Akta Perangkaan 1965 (Disemak 1989). Akta ini mensyaratkan bahawa kandungan penyata individu adalah SULIT. Selaras dengan peruntukan dalam Akta tersebut, hanya angka agregat akan diterbitkan.

NOTA TEKNIKAL

- 15. PINDAAN** Pindaan akan dibuat ke atas statistik yang telah diterbitkan berdasarkan data terkini yang diperolehi.
- 16. PEMBUNDARAN** Perjumlahan komponen mungkin berbeza dengan angka jumlah besar disebabkan pembundaran.
- 17. SIMBOL DAN SINGKATAN** Simbol-simbol berikut telah digunakan dalam keseluruhan penerbitan:-
t.t.t.l. : tidak terkelas di tempat lain
RM : Ringgit Malaysia
- 18. PELARASAN MUSIM** Data siri masa adalah amat berguna untuk ahli ekonomi, pembuat dasar & keputusan serta penganalisis siri masa untuk mengenal pasti ciri-ciri penting siri ekonomi seperti arah aliran, *turning point* dan konsistensi antara penunjuk ekonomi yang lain. Kadangkala ciri ini sukar untuk diperhatikan kerana pergerakan bermusim. Oleh itu, sekiranya kesan bermusim boleh disingkirkan, arah aliran data siri ini dapat dilihat dengan lebih baik. Anggaran dan penyingkiran kesan bermusim dipanggil pelarasan bermusim.
- Pelarasan bermusim adalah satu proses untuk mengenal pasti dan menyingkirkan bentuk pola bermusim yang biasa berlaku dalam tempoh satu tahun, yang mungkin juga merangkumi pengaruh dari kesan cuti yang bergerak dan hari bekerja/berdagang bagi suatu tempoh. Objektif utama proses ini adalah untuk menyerlahkan arah aliran dan pergerakan-pergerakan jangka pendek dalam siri ini.
- Di Malaysia, kebanyakan data siri masa dipengaruhi oleh kesan bermusim. Oleh itu, untuk menghapus dan melaras kesan bermusim data siri masa ekonomi Malaysia, pakej standard pelarasan bermusim, X-12 ARIMA telah digunakan oleh Jabatan Perangkaan, Malaysia. Data siri masa ekonomi Malaysia juga kerap dipengaruhi oleh perayaan agama utama seperti Aidil Fitri bagi umat Islam, Tahun Baru Cina untuk kaum Cina dan Deepavali untuk kaum India. Tarikh perayaan-perayaan ini tetap mengikut tahun lunar tetapi berbeza-beza mengikut kalendar Gregorian. Oleh itu, untuk menganggar dan menyingkirkan kesan cuti yang bergerak dari data siri masa, satu prosedur telah dibangunkan iaitu *Seasonal Adjustment For Malaysia (SEAM)*.

TECHNICAL NOTES

1. OBJECTIVE

The main objective of this publication is to provide statistics on the latest trend of main indicators in the Manufacturing sector, ie. **sales value, number of employees, salaries & wages and the production of main products manufactured** which is collected through Monthly Manufacturing Survey. This statistics assists users in policy formulation and decision making.

2. BENCHMARKING

After conducting the Economic Census 2016 (reference year 2015), Department of Statistics Malaysia (DOSM) has reviewed and carried out the benchmarking process towards the manufacturing statistics collected from the Monthly Manufacturing Survey. The benchmarking process is done to enable the series of values of annual estimates derived from short term survey consistent and match with the annual value from census/annual survey of the benchmark year. The benchmark process adapted the guideline of the Quarterly National Accounts Manual 2017 edition, International Monetary Fund to meet the objectives as follows:

- a. to estimate monthly data that are temporally consistent with the annual data: that is, to ensure that the sum of the monthly data is equal to the annual benchmark;
- b. to preserve as much as possible the monthly movements in the indicator under the restrictions provided by the annual data; and
- c. to ensure, for forward series, that the sum of the monthly of the current year is as close as possible to the unknown future annual data.

The benchmarking statistics is compiled on sales value, number of employees and salaries & wages and being published starting from January 2020. The base (benchmark) year using the Economic Census 2016 (reference year 2015) and pro rata (1) and extrapolation method (2) is used in the benchmarking process.

Pro rata Method:

$$M^i V = \frac{M^i I}{\sum_{i=1}^{12} M^i V} \times ADT \quad (1)$$

where;

$M^i V$ = new derived monthly variables estimates

$M^i I$ = monthly indicator series

ADT = annual benchmark data

Extrapolation Method:

$$V_t = V_{t-1} * G_{t-1,t} \quad (2)$$

Where;

V_t = value of variable

$G_{t-1,t}$ = growth from t-1 to t

TECHNICAL NOTES

3. SCOPE AND COVERAGE

Data collected in the Monthly Manufacturing Survey covered the whole of Malaysia. Since January 2020, this publication presents weighted statistics which represent the population sample of 251 industries in Manufacturing sector. Data for industries with less than three establishments was combined to the closest industry to ensure the confidentiality of the respondents as stipulated under the Statistics Act 1965 (Revised-1989).

4. SOURCE OF FRAME

The source of frame is from Malaysia Statistical Business Register (MSBR) where the main information is from census and survey conducted by the Department of Statistics Malaysia (DOSM) and administrative data. The main source of the administrative data is from the Companies Commission of Malaysia (CCM). In addition, DOSM also collaborates and yield information from over 50 other agencies such as the Employees Provident Fund (EPF), Royal Malaysian Customs Department (RMCD), Inland Revenue Board (IRB), Local Authorities and other Professional Bodies. The frame is updated continuously by taking into account of new establishments and to record any changes in the establishment status such as closed down, not in operation, change in types of activity and location or postal addresses to ensure that the information in the frame is at the most current status.

5. TYPE OF BUSINESS ACTIVITY

Type of business activity is divided into primary and secondary. The primary activity refers to the activities which focus on its main resources and income. Secondary activities are defined as those incidental or ancillary to the primary activity. The classification of the establishment's industry is based on the primary activity and the Malaysia Standard Industrial Classification (MSIC 2008) Version 1.0 according to the International Standard Industrial Classification of All Economic Activities (ISIC), Rev. 4, United Nations, with modifications to suit local conditions.

6. CONCEPT AND DEFINITION

Concepts and definitions used are in line with the manual of Recommendations for Industrial Statistics 2008, United Nations Statistics Division. The definition of manufacturing used in this survey is consistent with Malaysia Standard Industrial Classification (MSIC) 2008 Ver. 1.0.

Manufacturing is defined as the physical or chemical transformation of materials or components into new products, whether the work is performed by power-driven machines or by hand, whether it is done in a factory or in the worker's home, and whether the products are sold at wholesale or retail.

TECHNICAL NOTES

7. SAMPLING DESIGN

Sampling design of the survey is a one-stage stratified random sampling. The establishment is classified as sampling unit while a few categories of stratum was identified.

Each stratum has been set up to three substrata to ensure the distributed sample takes into account the economic characteristics of the stratum. The main substratum is heterogeneous and was fully covered. Whereas, other substratum that are homogeneous were sampled.

Main substratum include large establishments which have a significant total revenue in the respective industry while for the second and third substratum are based on small and medium enterprise (SME) categories.

8. SAMPLE SIZE

The main statistics used to estimate the sample size is the sales value. The formula used in the estimation of the sample size for a stratum is as follows:

$$n = \frac{(\sum N_i S_i)^2}{V + \sum N_i S_i^2} \quad (3)$$

where;

- n = Sample size
- N_i = Population size for stratum i
- S_i^2 = Variance for stratum i
- V = Desired variance

$$V = RSE^2 \cdot \left(\frac{\hat{Y}_i}{Z} \right)^2 \quad (4)$$

where;

- \hat{Y}_i = Estimated sales value for stratum
- RSE = Relative standard error
- Z = Value of confidence level

Sample is distributed to substratum of the industry using Neyman Allocation method as follows:

$$n_{hi} = \left(\frac{N_h S_h}{\sum N_h S_h} \right) n_i \quad (5)$$

$$h = 2, 3 \text{ and } 4$$

$$i = 1, 2, \dots k$$

TECHNICAL NOTES

where;

n_{hi} = Sample size for substratum h of stratum i

N_h = Population size for substratum h

S_h = Standard deviation for substratum h

n_i = Sample size for stratum i

h = Substratum

i = Stratum

Establishments of the main substratum were fully covered while establishments of the second and third substratum were randomly selected using systematic random sampling.

9. WEIGHTED

Weighted analysis is done using sampling weight to ensure that the selected sample can reflect population survey. The weights required are the sampling design and non response weights.

The sampling design weight for the establishment at substratum h is as follows:

$$W_h = \frac{N_h}{n_h}, \quad h = 1, \dots, 4 \quad (6)$$

where,

N_h = Total population of substratum h ; and

n_h = Total sample of substratum h

Non response weight at substratum h as below:

$$NRW_h = \frac{1}{\frac{n_h}{n_h}}, \quad h = 1, \dots, 4$$

where,

$$n_h = \text{Number of response in sample size for substratum } h$$

$$n_h = \text{Number of sample size for substratum } h$$

The method of calculating the sampling design weight after the survey (adjusted weight) on substratum h as below:

$$W'_h = W_h \times NRW_h, \quad h = 1, \dots, 4 \quad (8)$$

where,

$$W_h = \text{Sampling design weight at substratum } h$$

$$NRW_h = \text{Non response weight at substratum } h$$

10. REPORTING UNIT

The reporting unit used in the survey was the **establishment**. An establishment is defined as “an economic unit engaged in one activity, under a single legal entity and operating in a single physical location”. Each establishment was assigned an industry classification based on its principal activity. In the case of a multi-activity entity, units engaged in separate activities in the same location constituted distinct establishments. Thus, each branch of a multi-branch organisation at a different location was conceptually treated as a different establishment. The establishment was requested to give separate returns for each activity in terms of value. However, in practice, the accounts were centrally kept such that it was not possible to obtain separate data for each individual unit or branch. The entity or enterprise was treated as a single reporting unit and allowed to submit a consolidated questionnaire covering all the units or branches.

TECHNICAL NOTES

11. VALUE OF SALES

The reported sales value refers to the sales value of their own products. This relates to sales of goods made on the reporting month, whether the products were produced/ manufactured by the establishment during the month or in the other months previously. The sales value was net selling price (ex-factory) value relating to the quantity sold. The valuation price charged to customers were excluding:

- a. discounts or rebates;
- b. Charges for carriage outwards;
- c. commissions to selling agents;
- d. all other charges such as excise duties paid, sales tax collected by the factory on behalf of the government; and
- e. Installation, repairs and construction charges.

12. NUMBER OF PAID EMPLOYEES

Number of paid employees cover as follows:

- a. Paid employees (full-time) - Refers to those who work for at least 6 hours a day and 20 days a month; and
- b. Paid employees (part-time) - Refers to all paid workers who work for less than 6 hours a day and/or less than 20 days a month.

13. SALARIES & WAGES PAID

Salaries & wages paid refers to all cash payments, including bonuses, commissions, overtime wages, cost of living allowances and other allowances made to all employees during the reference month. The employees' contribution to Employees' Provident Fund (EPF) and Social Security Organisation (SOCSO) is included but the employer's contribution is excluded. Allowances to working proprietors, working partners and unpaid family workers and severance and termination pay are not included.

14. CONFIDENTIALITY REQUIRED

The survey is conducted under the provisions of the Statistics Act 1965 (Revised-1989). The Act stipulates that the contents of individual returns are CONFIDENTIAL. In conformity with the stipulations of this Act, only aggregated figures are published.

TECHNICAL NOTES

15. REVISIONS

Revisions will be made to the published figures based on the latest data available.

16. ROUNDING

The sum of the component figures may not tally with the sub-total or total figures due to rounding.

17. SYMBOLS AND ABBREVIATIONS

The following symbols have been used throughout the publication:-

n.e.c. : not elsewhere classified

RM : Malaysian Ringgit

18. SEASONAL ADJUSTMENT

Time-series data are very useful for economists, policy & decision makers and time-series analysts to identify the important features of economic series such as direction, turning point and consistency between other economic indicators. Sometimes this feature is difficult to observe because of seasonal movements. Thus, if the seasonal effect can be removed, the behaviour of the series would be better viewed. The estimation and removal of the seasonal effects is called seasonal adjustment.

Seasonal adjustment is a process to identify and to remove the regular within-a-year seasonal pattern, which may also include the influences of moving holidays and working/trading days effect in each period. The ultimate objective of the process is to highlight the underlying trends and short-term movements in the series.

In Malaysia, most of the time series data are affected by seasonal effects. Hence, to eliminate the seasonal effect as well as to seasonally adjust the Malaysian economic time series data, a standard seasonal adjustment package, X-12 ARIMA was used by Department of Statistics, Malaysia. Malaysian economic time series data also often affected by major religious festivals such as Eid-ul Fitr for Muslims, Chinese New Year to the Chinese and the Indian Deepavali. These festivals' dates are fixed according to the lunar year but vary according to the Gregorian calendar. Therefore, to estimate and remove moving holiday effect from time-series data, a procedure was developed, namely Seasonal Adjustment for Malaysia (SEAM).