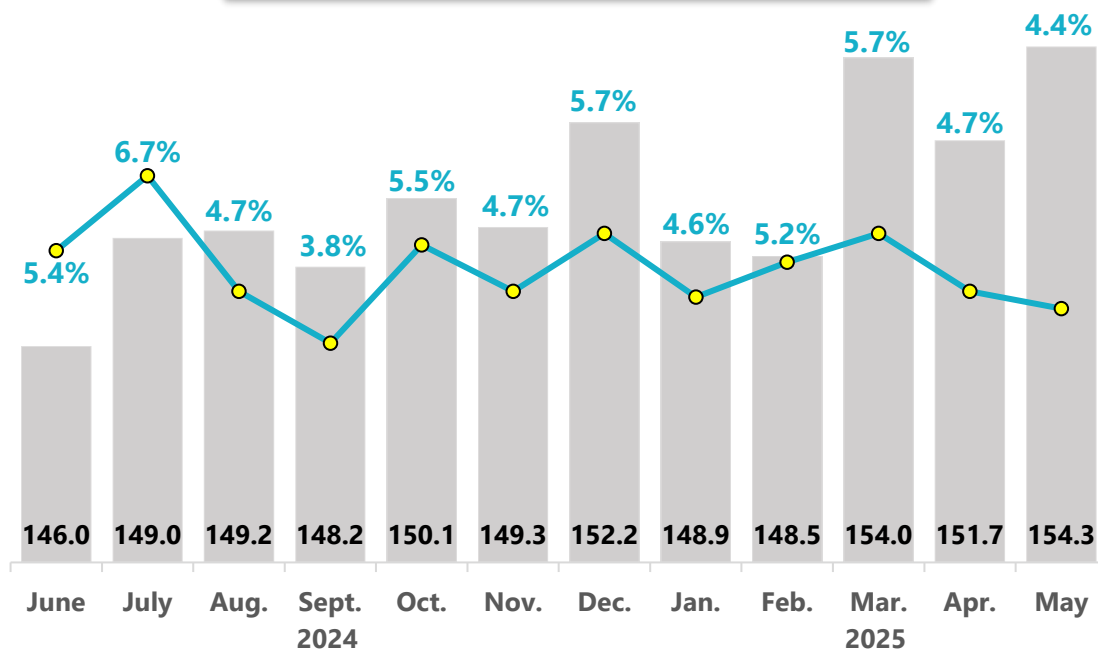




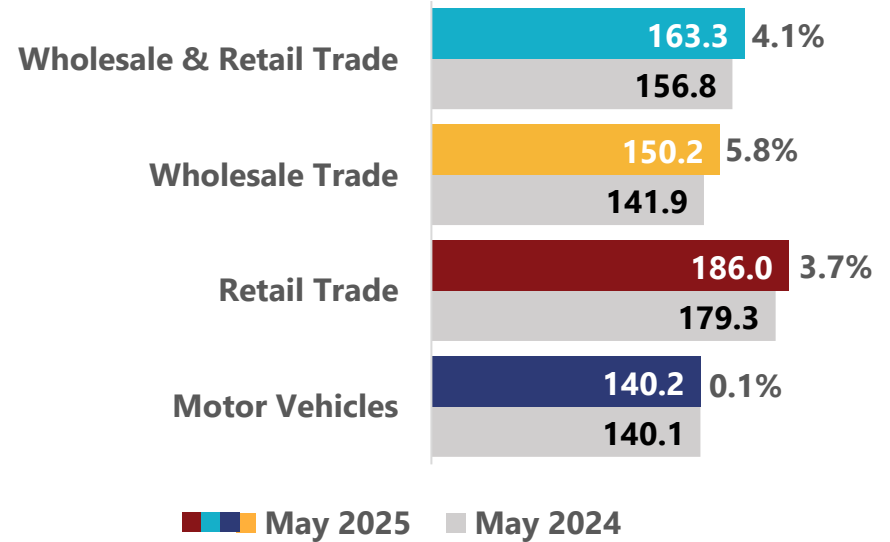
MINISTRY OF ECONOMY  
DEPARTMENT OF STATISTICS MALAYSIA

## PERFORMANCE OF WHOLESALE & RETAIL TRADE, MAY 2025

### Sales Value of Wholesale & Retail Trade (RM billion)

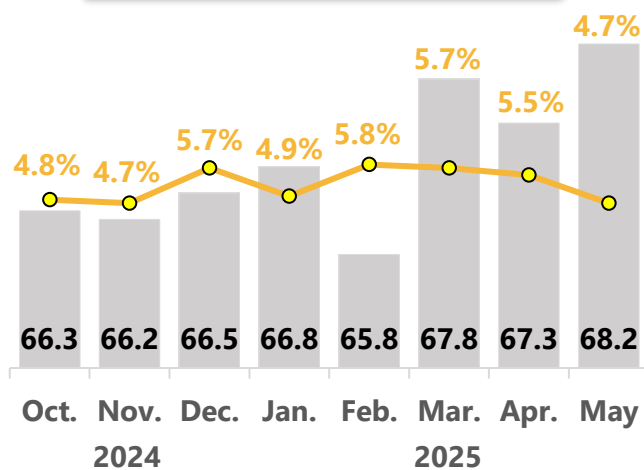


### Volume Index

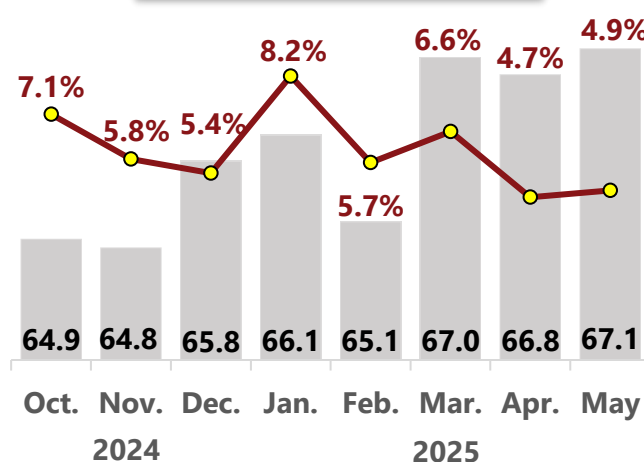


Seasonally Adjusted Volume Index May 2025: 1.6%  
(Month-on-Month)

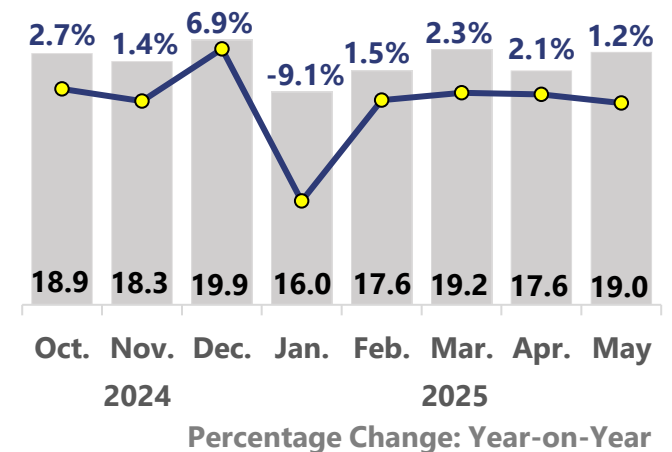
### Sales Value of Wholesale Trade (RM billion)



### Sales Value of Retail Trade (RM billion)



### Sales Value of Motor Vehicles (RM billion)




Percentage Change: Year-on-Year

### MAIN GROUPS (SALES VALUE)

#### Wholesale Trade

Other Specialised Wholesale



1.8%

Wholesale of Household Goods



7.4%

Wholesale of Food, Beverages & Tobacco



7.7%

#### Retail Trade

Retail Sale in Non-specialised Stores



4.0%

Retail Sale of Other Goods in Specialised Stores



5.2%

Retail Sale of Other Household Equipment in Specialised Stores



5.6%

#### Motor Vehicles

Sale of Motor Vehicles



0.2%

Sale of Motor Vehicles Parts & Accessories



2.1%

Maintenance & Repair of Motor Vehicles



0.6%

Source: Performance of Wholesale & Retail Trade, May 2025,  
Department of Statistics Malaysia (DOSM)



@StatsMalaysia

