



MINISTRY OF ECONOMY
DEPARTMENT OF STATISTICS MALAYSIA



AGRICULTURE
CENSUS 2024
KEY TO AGRICULTURAL DEVELOPMENT

RIMP
RANGKAI EKONOMI 2023
DATA EKONOMI MALAYSIA 2023



MIGRATION SURVEY REPORT 2022

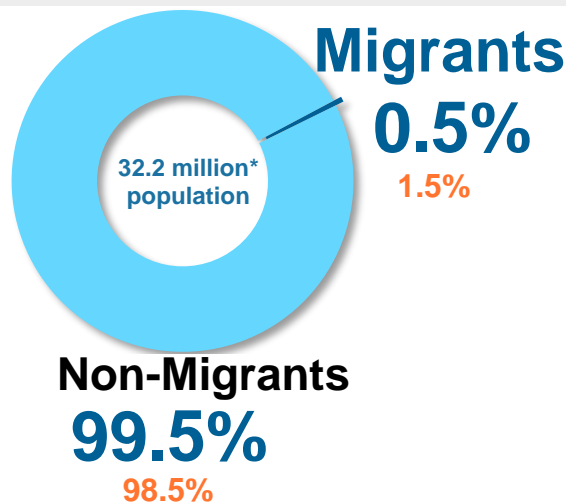
32.7 million Malaysia population

32.2 million population aged 1 year and over

2020

32.6 million Malaysia population

32.1 million population aged 1 year and over



Note: * Population aged 1 year and over

Migrants

Internal Migrants
92.6%
89.6%



International Migrants¹
7.4%
10.4%

Note: ¹ Excludes migrants from Malaysia to other countries

● 2022
● 2020

Internal Migrants

Intra-State Migrants
67.3%
65.2%



Inter-State Migrants
32.7%
34.8%

Highest Migrants Receiving State



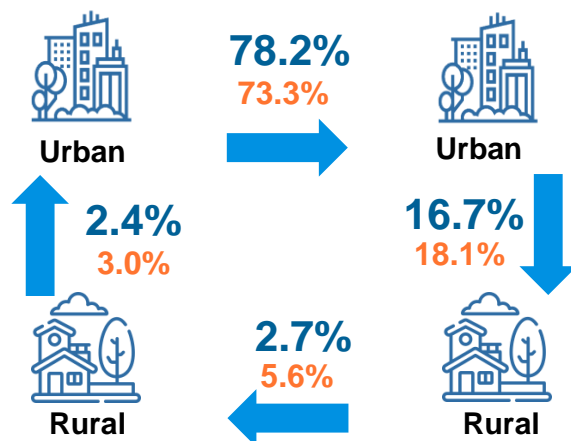
Note: * Refers to net migration value

Highest Migrants Sending State

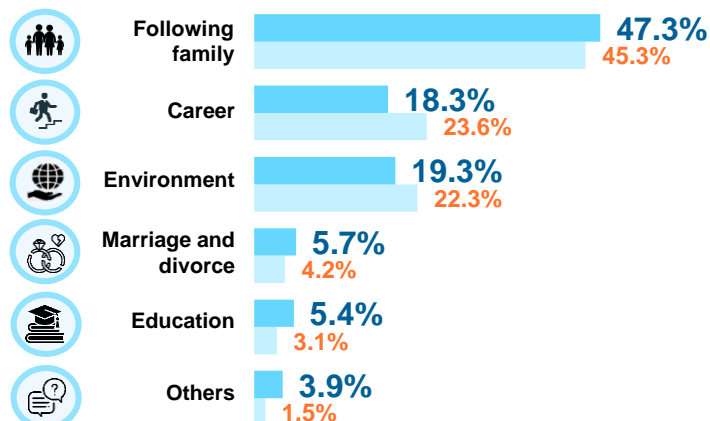


Note: * Refers to net migration value

Internal Migration Flows



REASON FOR INTERNAL MIGRATION



■ 2022 ■ 2020

Source: Migration Survey Report 2022, Department of Statistics Malaysia (DOSM)



DEMOGRAPHIC CHARACTERISTICS OF INTERNAL MIGRATION

Sex

Male



51.3%
53.8%

Female

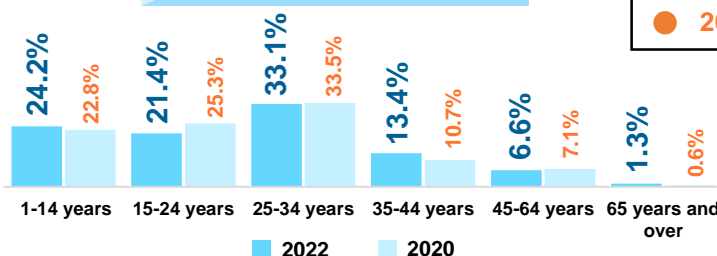


48.7%
46.2%

Age Group

2022

2020



Marital Status (15-64 years)



Never married

32.0%
29.3%



Married

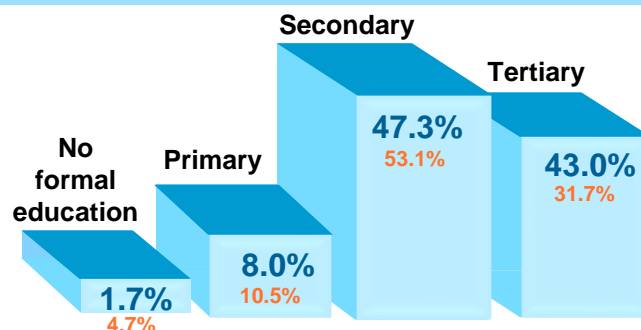
59.1%
65.8%



Widowed/ divorced/
separated

8.9%
4.9%

Educational Attainment (15-64 years)



LABOUR FORCE PARTICIPATION RATE

Total



73.3%

77.9%

Male



84.9%

91.5%

Female



61.5%

61.6%

SOCIOECONOMIC CHARACTERISTICS OF INTERNAL MIGRATION

Status in Employment

Employer

2.7%

1.2%

Employee

82.7%

86.0%

Own account
worker

13.5%

10.5%

Unpaid family
worker

1.2%

2.3%

Sector



4.6%

9.2%

Agricultural, forestry
and fishing



19.4%

18.5%

Manufacturing



69.6%

62.5%

Services



0.6%

0.2%

Mining and
quarrying



5.8%

9.6%

Construction