



Migration Survey Report 2022



MIGRATION SURVEY REPORT 2022

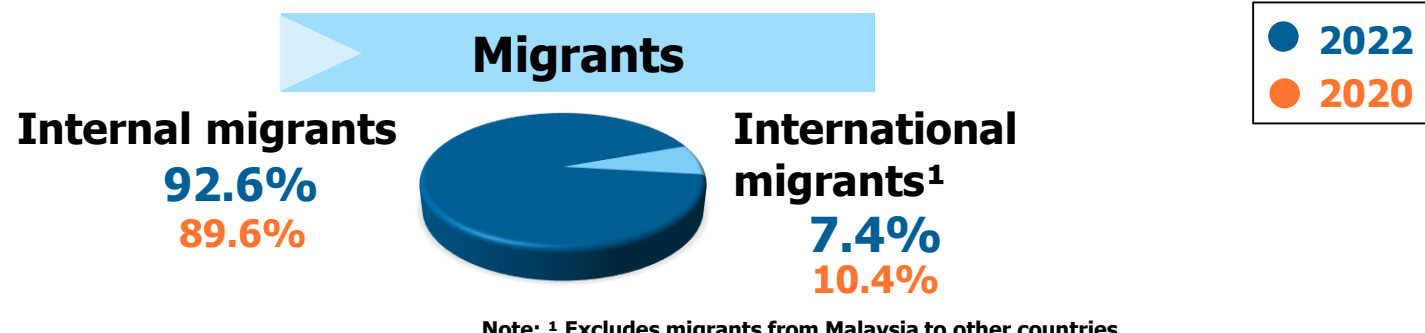
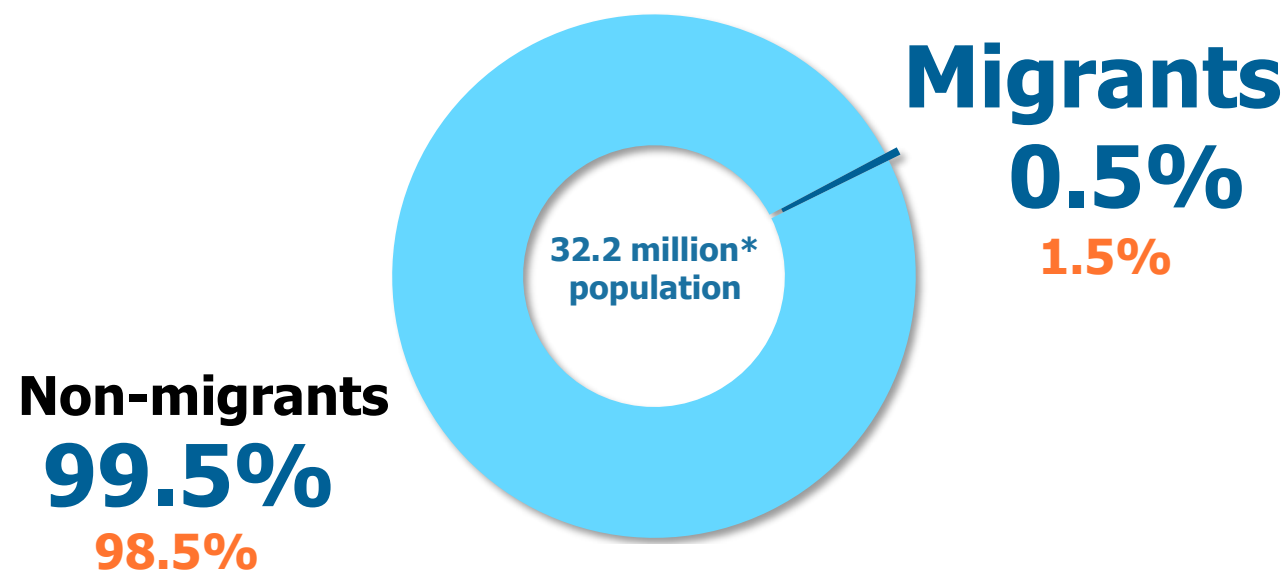
32.7 million Malaysia population

32.2 million population aged 1 year and over

2020

32.6 million Malaysia population

32.1 million population aged 1 year and over



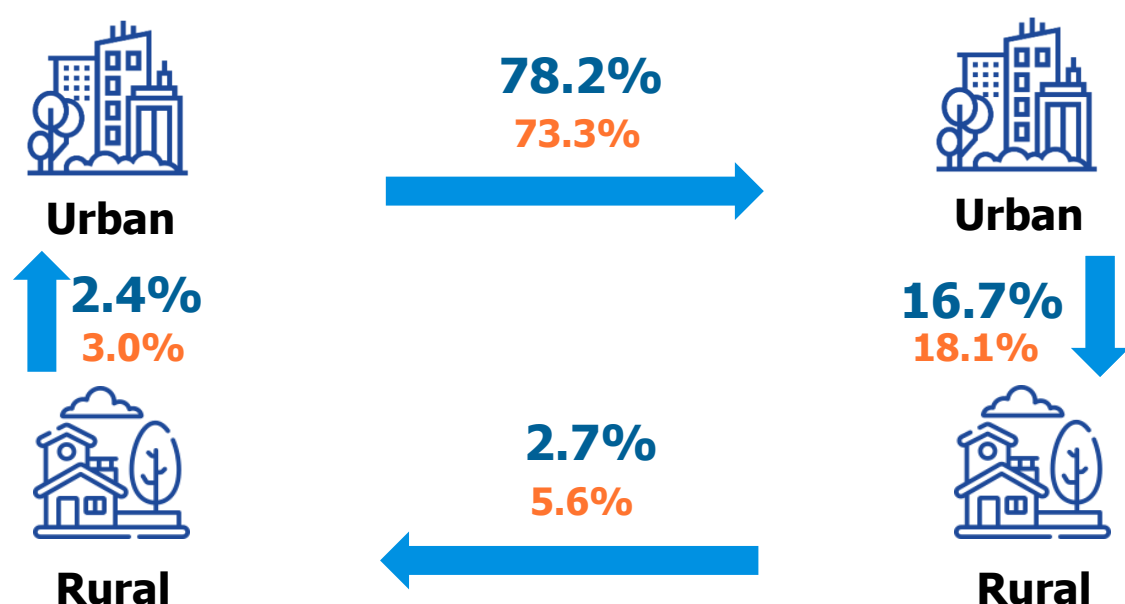
Highest Migrants Receiving State



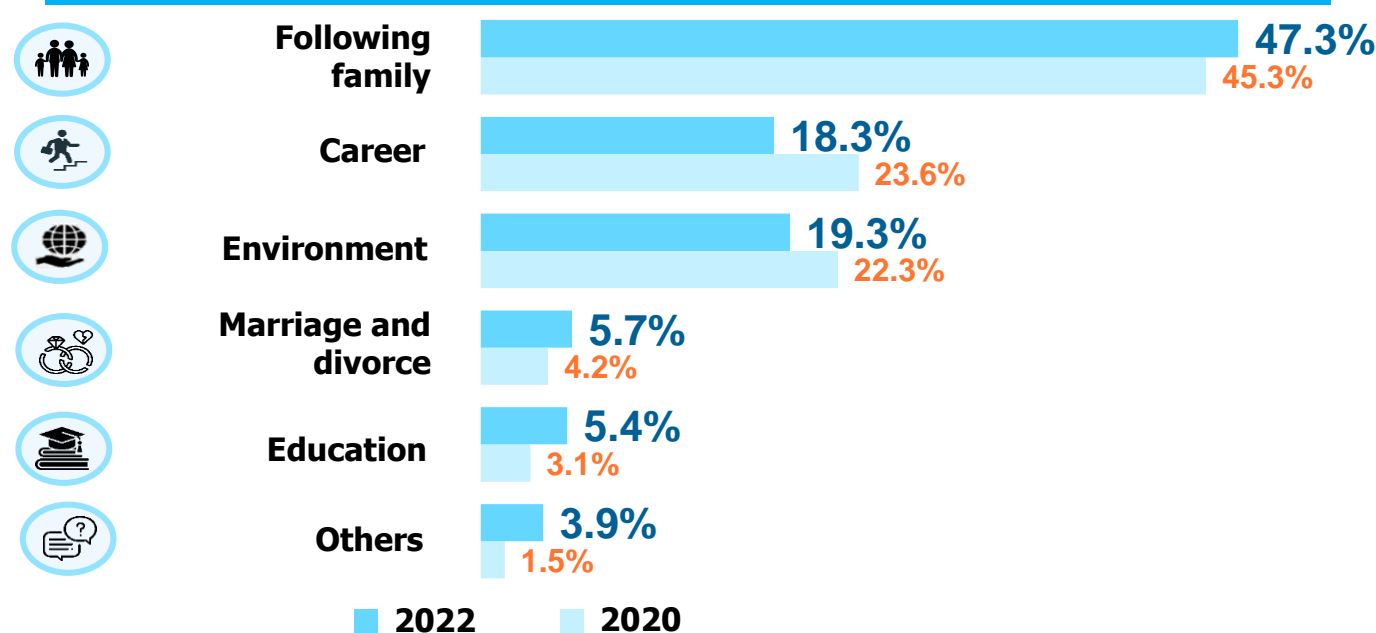
Highest Migrants Sending State



Internal Migration Flows

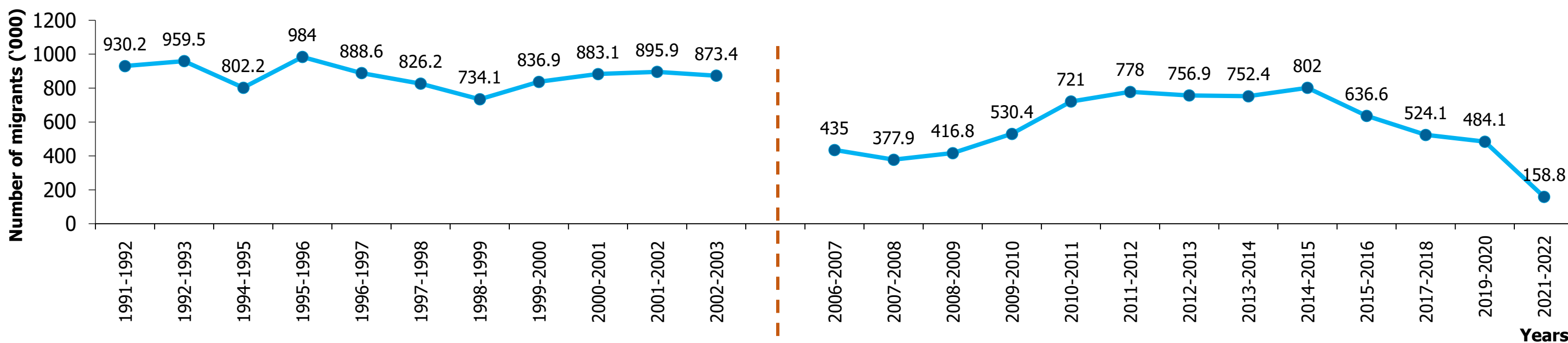


REASON FOR INTERNAL MIGRATION



TIME SERIES DATA

Time series migration, Malaysia, 1991-2022



Note:
Break time series of 2004-2006 due to adjusted following changes in the frequency of Migration Survey from quarterly to monthly

Migration Survey 2022 reported that 47.3 per cent migrated due to following family

- The **migration rate decreased to 0.5 per cent in 2022 as compared to 1.5 per cent in 2020**. The **implementation of the Movement Control Order** to curb the spread of the COVID-19 pandemic until first half of 2021 **has influenced the decline in migration rate and the number of migrants to 158.8 thousand persons in 2022** from 484.1 thousand persons in 2020.
- **Intra-state migration composition increased to 62.3 per cent in 2022** as compared to 58.4 per cent in 2020. On the contrary, **inter-state migration declined to 30.3 per cent (2020: 31.2%)** and **international migration decreased to 7.4 per cent (2020: 10.4%)**.
- The three states that recorded the **highest percentage of intra-state migration** in 2022 namely Johor (91.9%), followed by Kedah (72.9%) and Selangor (71.9%). Meanwhile, Negeri Sembilan and Perlis recorded the **lowest intra-state migration** in 2022 at 38.0 per cent.
- The **highest migrant-receiving state** in 2022 was **Negeri Sembilan with 6.5 thousand net migration**, while **Selangor** was the **highest migrant-sending state with -8.8 thousand net migration**.
- Intra-state migration by migration flow showed that **migration from urban to urban remained the highest at 79.3 per cent (2020: 73.0%)** followed by urban to rural (14.7%), rural to urban (2.4%) and rural to rural (3.6%).
- The population aged 25-34 years group dominated the percentage of internal migration in 2022 at 33.1 per cent. This was followed by the age group of 1-14 years (24.2%) and 15-24 years (21.4%). In terms of sex, **males dominated by contributing 51.3 per cent**, while **48.7 per cent were females**.
- **Following family** remained as the **main reason for internal migration in 2022 at 47.3 per cent (2020: 45.3%)**. This was followed by reason for environment (19.3%), career (18.3%), marriage and divorce (5.7%), education (5.4%) and others (3.9%)