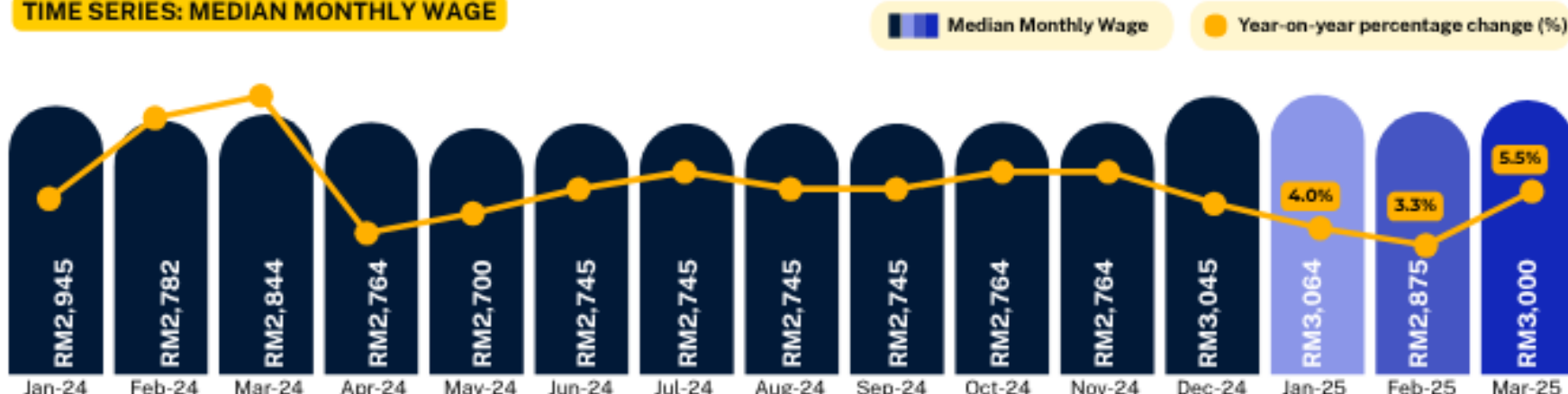




EMPLOYEE WAGES STATISTICS (FORMAL SECTOR) FIRST QUARTER 2025


“ In March 2025, the median monthly wage of Malaysian formal employees reached **RM3,000**, a **5.5 percent** higher than March 2024 (RM2,844). ”

TIME SERIES: MEDIAN MONTHLY WAGE

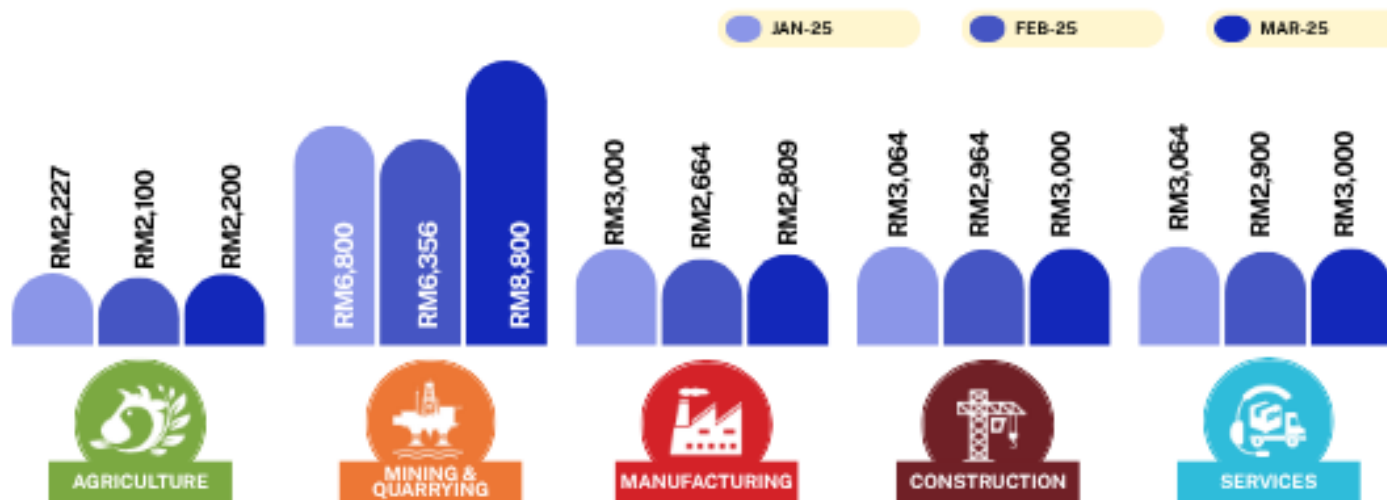


MEDIAN MONTHLY WAGE OF FORMAL EMPLOYEES BY DIMENSIONS

BY SEX

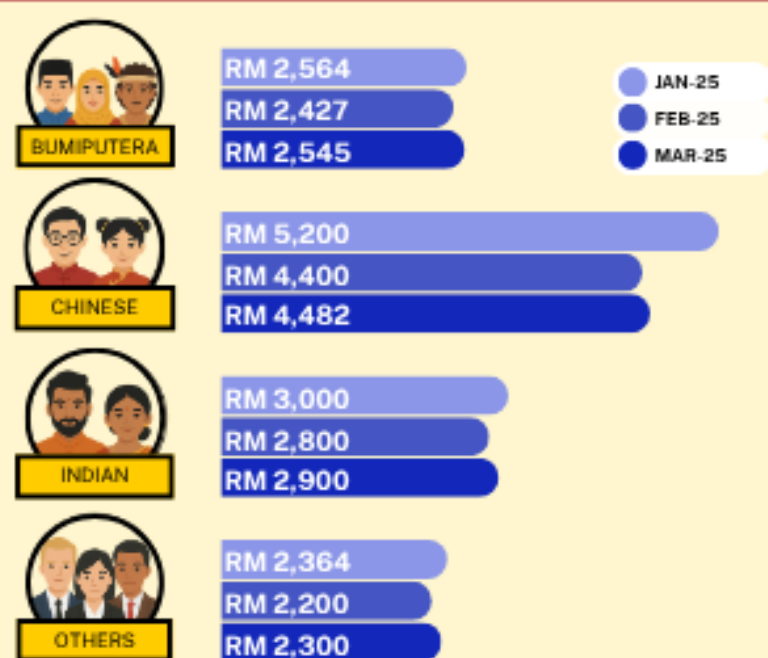


BY ECONOMIC ACTIVITY



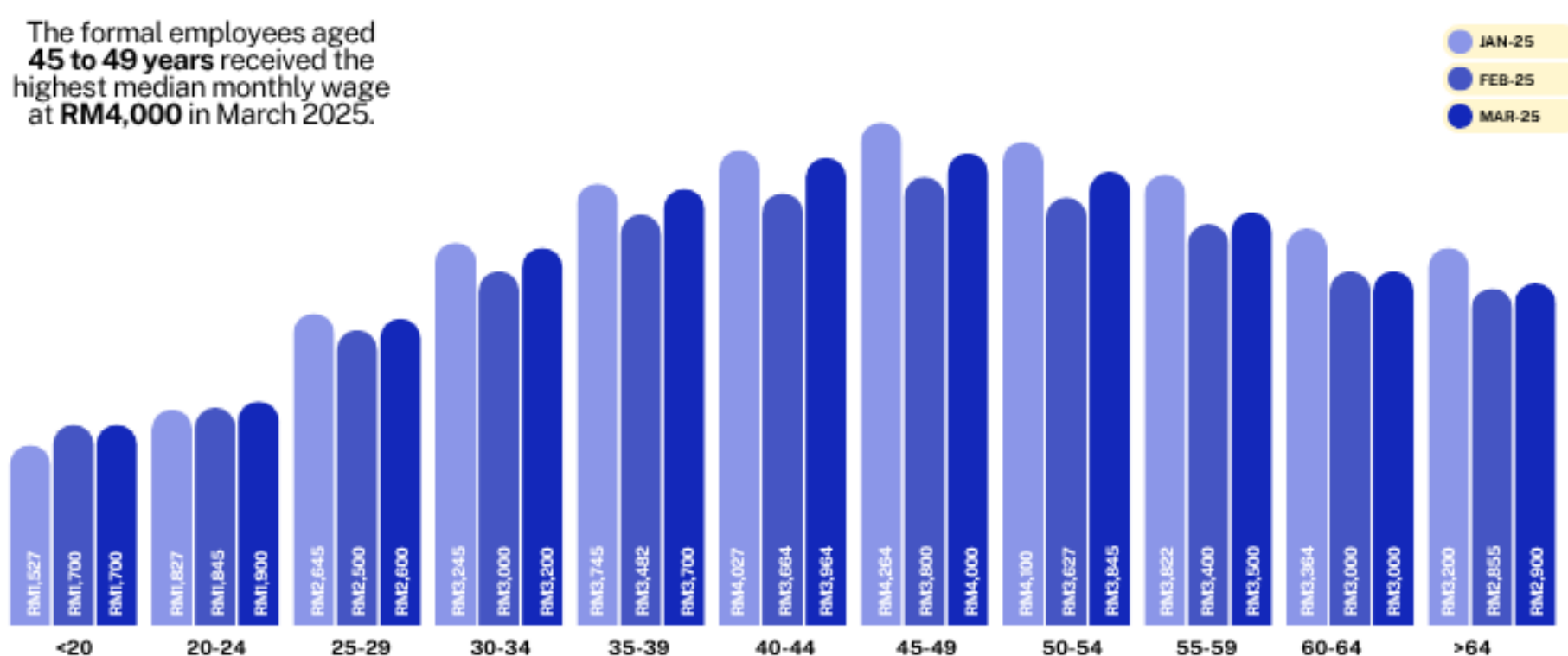
The Mining & quarrying sector recorded the highest median monthly wage (RM8,800), followed by Construction, Services, Manufacturing and Agriculture.

BY ETHNIC



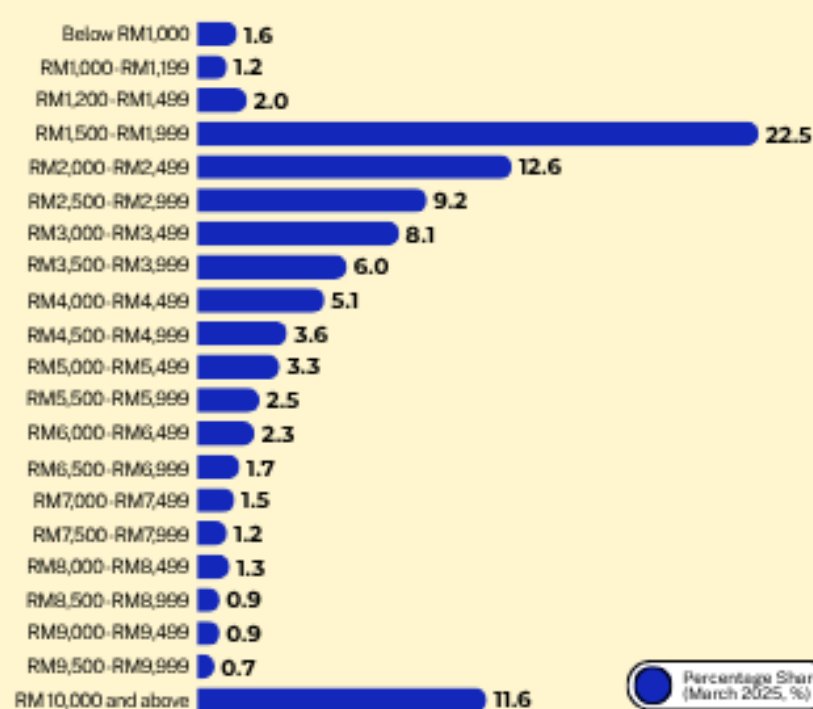
Chinese formal employees recorded the median monthly wage of RM4,482, Indian (RM2,900) and Bumiputera (RM2,545) in March 2025.

BY AGE GROUP

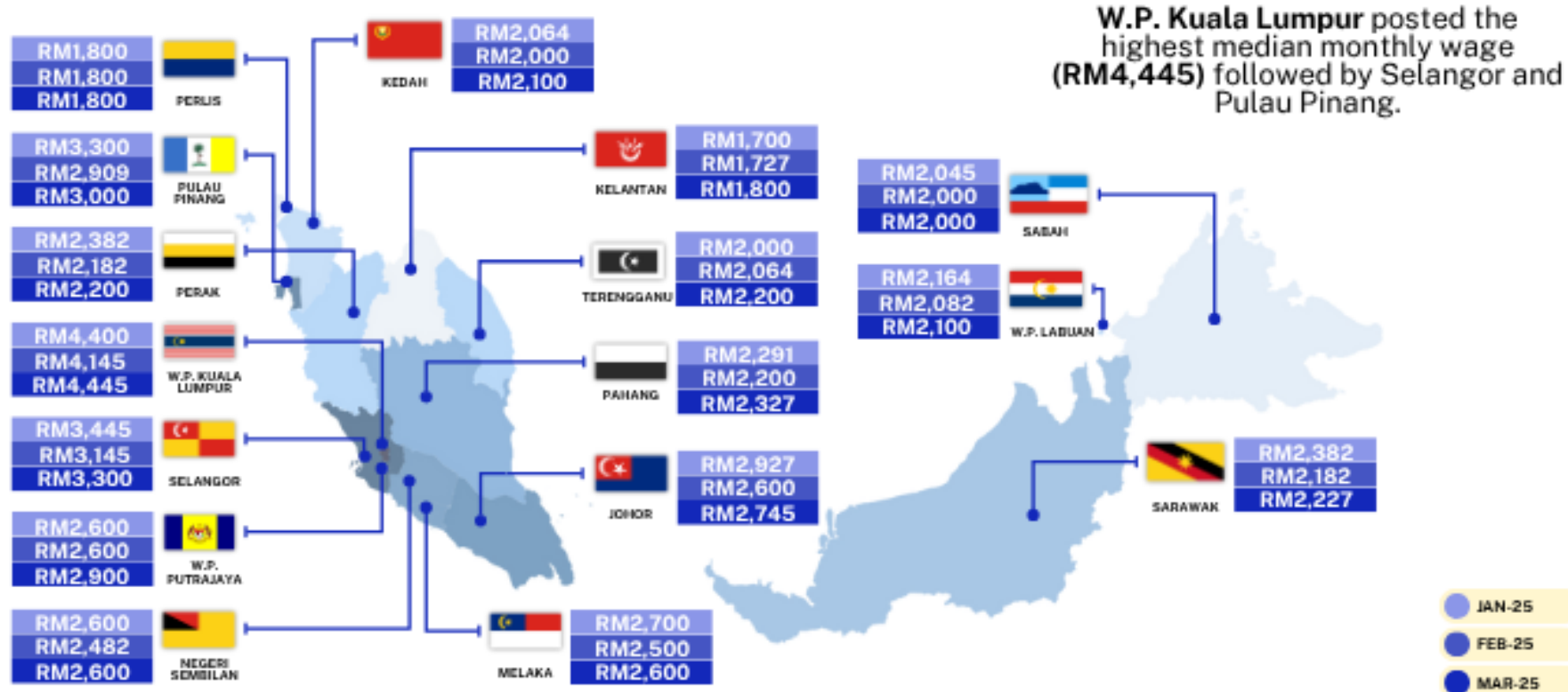


The formal employees aged 45 to 49 years received the highest median monthly wage at RM4,000 in March 2025.

DISTRIBUTION BY WAGE SCALE



BY STATE



W.P. Kuala Lumpur posted the highest median monthly wage (RM4,445) followed by Selangor and Pulau Pinang.

SCOPE & COVERAGE

These statistics is based on the administrative data, including data on the mandatory contribution of retirement savings by the private and non-pensionable public sectors and data on the contribution of social security insurance from various agencies. The data focus only on the citizen formal employees and does not cover employed persons fall under non-standard employment, including own-account workers and unpaid family workers.

CONCEPT & DEFINITION

Wages refer to all remuneration paid to employees, including bonuses, commissions and allowances, during the reference period.

The **Median** refers to the middle observation in a set of data arranged in a sequence. The median wage is used to give a more accurate picture of the "average wage", as the determination of the median is not affected by extreme values.



Median monthly wage in the formal sector rises to RM3,000 in March 2025

- The median monthly wage of the 6.8 million formal sector workers were RM3,000 in March 2025. This figure was 5.5 per cent higher than the RM2,844 recorded a year earlier, with formal employment numbers increasing by 3.1 per cent, 3.4 per cent and 3.6 per cent in January, February and March respectively.
- The increase in median monthly wage reflects a more favourable labour market landscape, supported by recent policy measures such as the upward revision of the minimum wage and the continued momentum of economic growth in the first quarter of 2025.
- The number of Malaysian male employees in the formal sector stood at 3.7 million persons in March 2025, accounting for 55.1 per cent of total formal employment, with a median monthly wage of RM3,000. In comparison, female formal employees comprised 44.9 per cent or 3.04 million persons, earning a median monthly wage of RM2,982. As compared to March last year, the median monthly wage for male and female formal employees increased by 3.4 per cent and 6.5 per cent, respectively.
- All age groups experienced wage increases, with the most substantial rise among employees below 20 years old, whose median wage surged by 13.3 per cent to RM1,700 in March 2025. The number of formal employees also grew across all age brackets, except the 20-24 age group.
- The Mining & Quarrying sector retained the highest median monthly wage at RM8,800 in March 2025, despite comprising only 0.6 per cent of total formal employment, marking a year-on-year rise of 4.8 per cent. On the other hand, the Agriculture sector, accounting for 1.9 per cent of formal employees, recorded the lowest median monthly wage of RM2,200.
- Geographically, Wilayah Persekutuan Kuala Lumpur topped median wage rankings at RM4,445, followed by Selangor at RM3,300. Meanwhile, Sabah (RM2,000), Kelantan (RM1,800), and Perlis (RM1,800) recorded the lowest medians nationwide.
- In terms of wage distribution, 27.4 per cent of Malaysian's formal employees earned below RM2,000 in March 2025, marking a decrease of 3.8 percentage points from the 31.2 per cent recorded in March 2024. Additionally, the percentile analysis shows that the 10th percentile of Malaysian formal employees earned wage of RM1,700 or less. However, this group registered an increase of 13.3 per cent in monthly wage as compared to the same month in the previous year (March 2024: RM1,500). Meanwhile, employees in the 90th percentile earned at least RM11,000 per month, reflecting a 4.8 per cent increase from March 2024.

