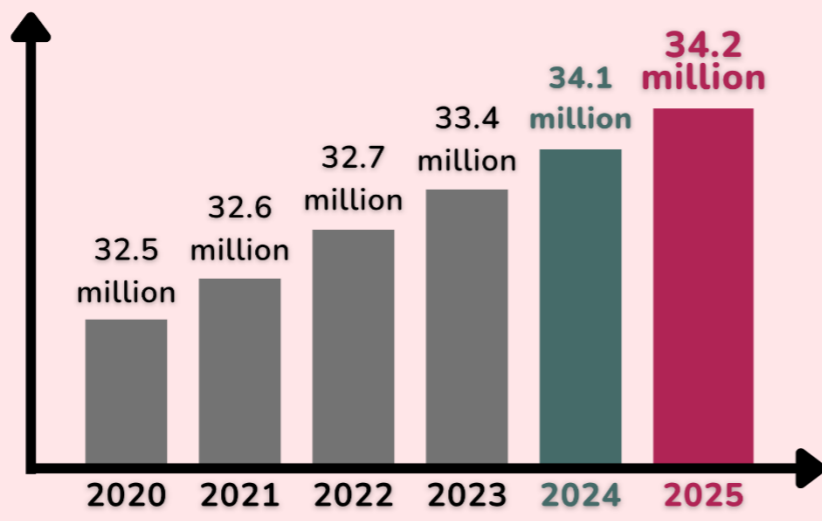





Current Population Estimates, Malaysia, 2025



0.5
per cent
Annual population
growth rate



Citizens

30.9 million
(90.1%)

30.7 million
(90.0%)



Non-citizens

3.4 million
(9.9%)

3.4 million
(10.0%)

POPULATION BY AGE GROUP

Median Age

31.3 years

30.9 years



Young Age
0-14 years
7.4 million
(21.6%)
7.6 million
(22.2%)



Working Age
15-64 years
24.1 million
(70.4%)
23.9 million
(70.2%)



Old Age
65+ years
2.7 million
(8.0%)
2.6 million
(7.6%)

POPULATION BY SEX



18.0 million
(52.5%)

17.9 million
(52.5%)



16.3 million
(47.5%)

16.2 million
(47.5%)

Sex Ratio :
110
Males for every
100 females

POPULATION AGED
15-30 YEARS

9.6 million **9.5 million**
(27.9%) (27.9%)

POPULATION AGED
60 YEARS AND OVER

4.1 million **3.9 million**
(12.0%) (11.6%)

PERCENTAGE OF CITIZENS BY ETHNIC GROUP

Bumiputera



70.5%

70.3%

Indians



6.5%

6.5%

Chinese



22.2%

22.4%

Others



0.8%

0.8%

2024

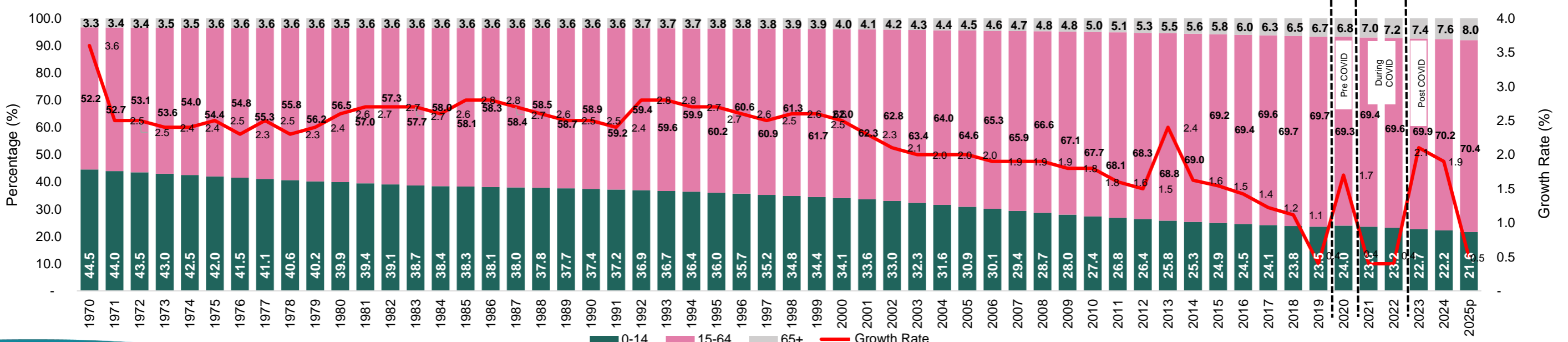
2025^P

Notes :

- i. ^P Preliminary
- ii. The data displayed refers to the mid-year population estimates of 2024-2025 based on the Population and Housing Census, 2020.
- iii. The added total may differ due to rounding.

Source : Current Population Estimates, Malaysia, 2025
Department of Statistics Malaysia (DOSM)

Percentage of population by age group and growth rate, Malaysia, 1970-2025



Melaka, Pahang and W.P. Kuala Lumpur have joined nine other ageing states

- Malaysia's total population in 2025 is estimated at 34.2 million as compared to 34.1 million in 2024 with a growth of 0.5 per cent. The Citizens population increased from 30.7 million in 2024 to 30.9 million in 2025 with the growth rate lowering from 0.7 per cent to 0.6 per cent. Similarly, Non-citizens showed the same trend with growth rate of -0.5 per cent in 2025 as compared to 13.6 per cent in 2024.
- A total of 12 states in Malaysia have reached ageing state status with the latest additions in 2025 being Melaka (7.3%), Pahang (7.1%) and W.P. Kuala Lumpur (7.1%). Perak remains as the leading state with the highest percentage of elderly population at 10.3 per cent.
- Five states namely Terengganu (1.2%), Kelantan (1.0%), Pahang (0.6%), Selangor (0.6%) dan Melaka (0.6%) have surpassed the national growth rate of 0.5 per cent. The three states with the highest population percentage in 2025 are Selangor (21.6%), followed by Johor (12.3%) and Sabah (11.0%). On the other hand, W.P. Labuan and W.P. Putrajaya recorded the lowest population percentage at 0.3 per cent and 0.4 per cent respectively.
- The composition of Citizens in 2025 increased to 90.1 per cent (2025) from 90.0 per cent. Meanwhile, Non-citizens decreased from 10.0 per cent to 9.9 per cent over the same period.
- W.P. Putrajaya recorded the highest composition of young age population (0-14 years) in 2025 at 33.3 per cent. Meanwhile, W.P. Kuala Lumpur recorded the highest number of working age population (15-64 years) with 76.1 per cent.

