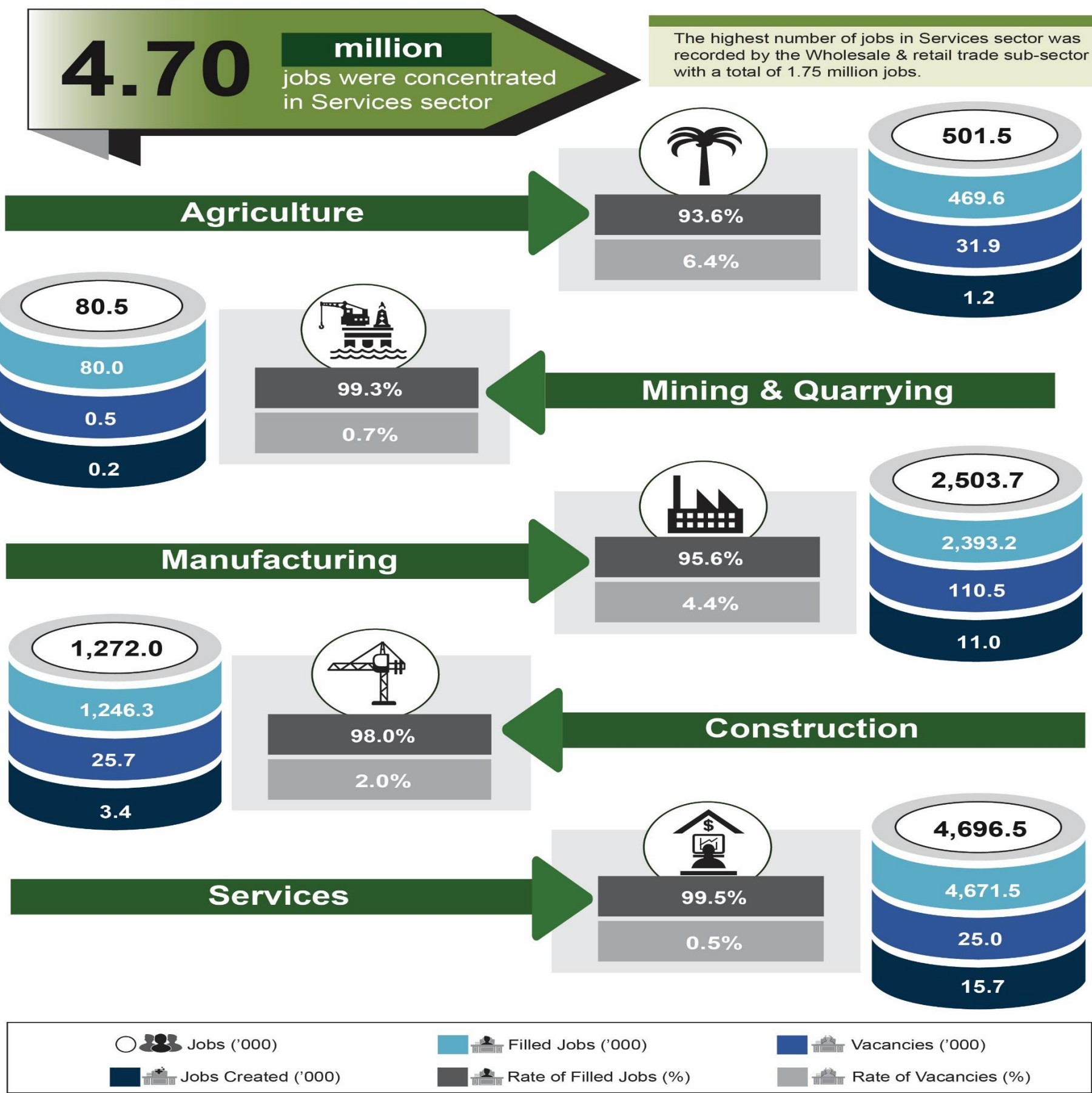
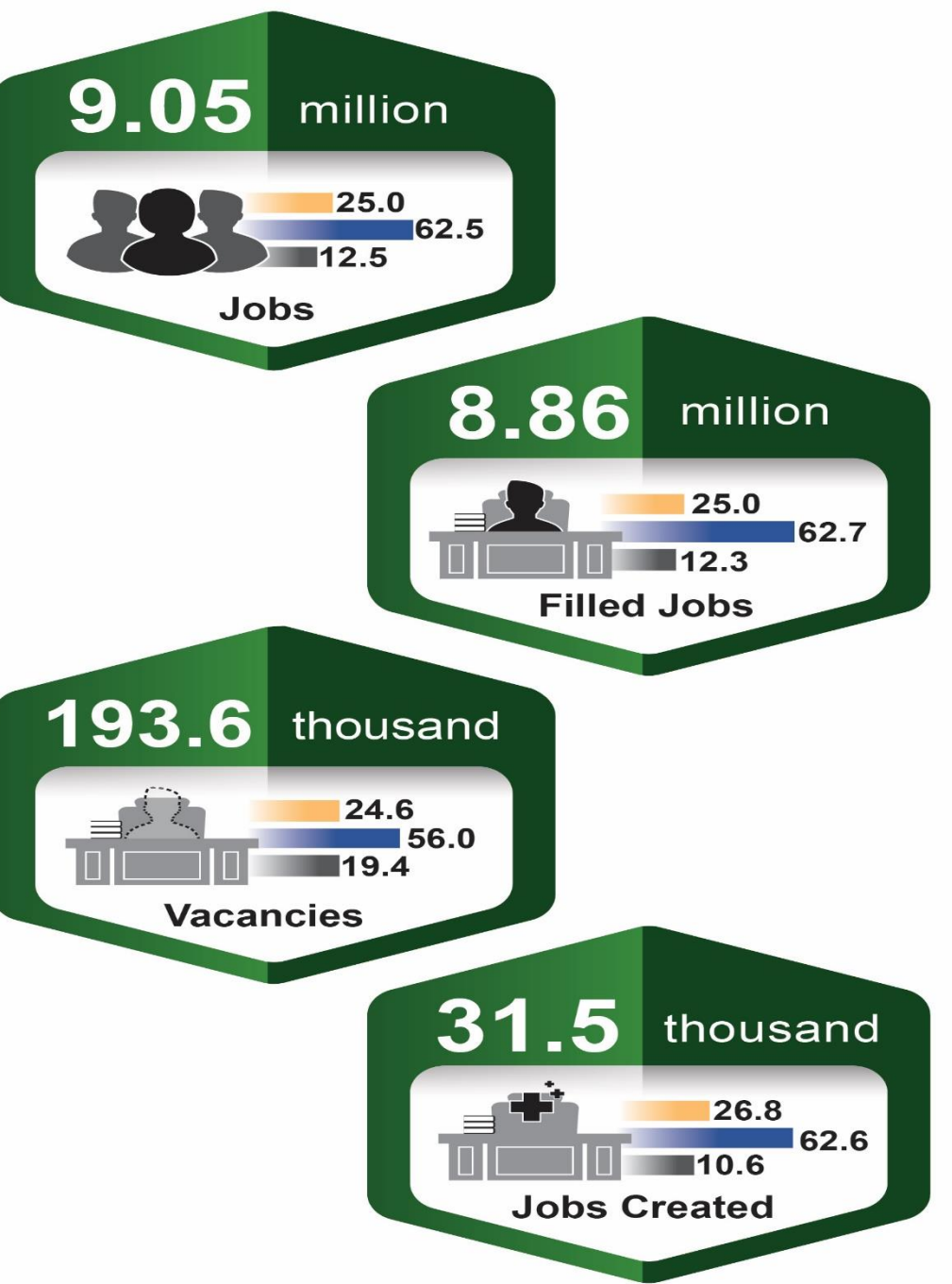
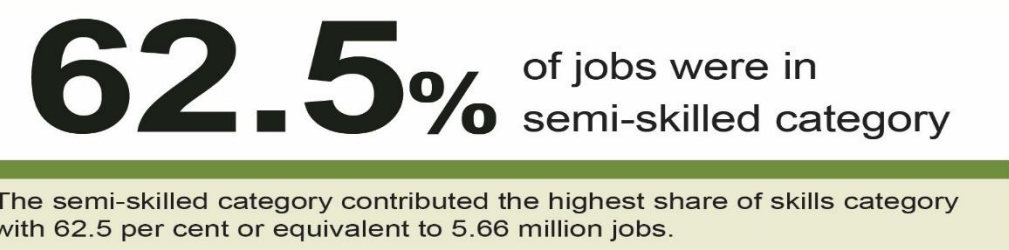




# EMPLOYMENT STATISTICS, FOURTH QUARTER 2024



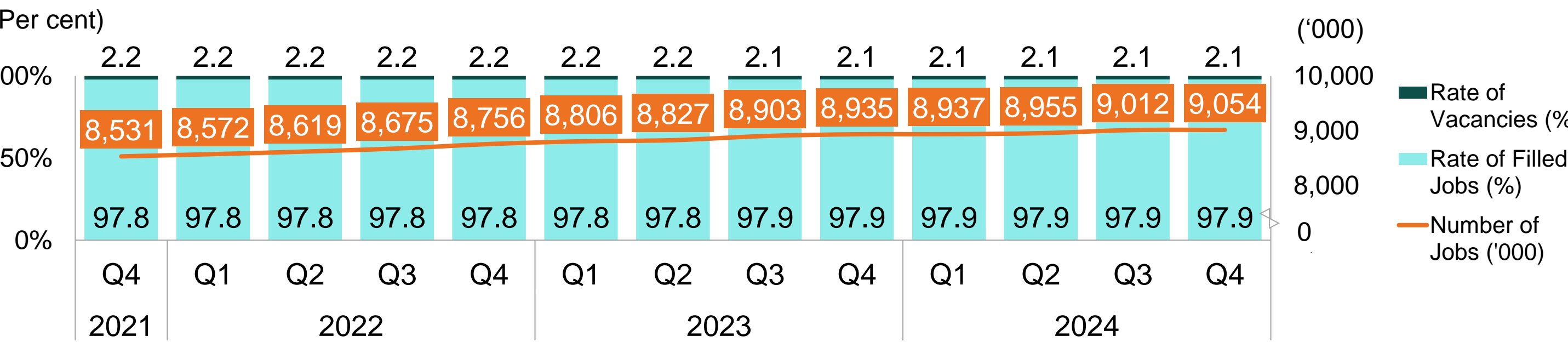
Total jobs increased 1.3 per cent or equivalent to 119.1 thousand year-on year.



Notes: The sum may differ from total due to independent rounding.

Source: Employment Statistics, Fourth Quarter of 2024, Department of Statistics Malaysia (DOSM)

## Jobs, Rate of Filled Jobs and Rate of Vacancies, Q4 2021 – Q4 2024





## ***A total of 9.05 million jobs were recorded in the economic sector during the fourth quarter of 2024, reflecting 1.3 per cent year-on-year growth***

### **Labour Demand, Fourth Quarter of 2024**

- A total of 9.05 million **jobs** recorded in the economic sector during the fourth quarter of 2024, reflecting 1.3 per cent year-on-year growth. There were 8.86 million **filled jobs**, corresponding to a 97.9 per cent rate of filled jobs.
- As for the **jobs vacancy**, there were 193.6 thousand vacancies recorded with a rate of 2.1 per cent. Meanwhile, **jobs created** were 31.5 thousand jobs, increased from 31.1 thousand (Q4 2023).

### **Labour Demand by Skills Category**

- According to the **skills category**, the semi-skilled category made up the largest share of jobs at 62.5 per cent (5.66 million), followed by skilled (25.0%; 2.27 million) and low-skilled (12.5%; 1.13 million).
- As for **skilled category**, 2.22 million jobs (97.9%) were filled, and 47.6 thousand (2.1%) jobs were vacant. A total of 8.4 thousand jobs were created in this category.
- In terms of **semi-skilled category**, 5.55 million jobs or 98.1 per cent of total jobs were filled, whilst jobs vacancy recorded were 108.5 thousand (1.9%). Additionally, a total of 19.7 thousand new jobs were created in this category.
- For **low-skilled category**, filled jobs accounted for 1.09 million jobs in Q4 2024. In the meantime, jobs vacancy were 37.5 thousand. This resulted to a share of 96.7 per cent filled jobs and 3.3 per cent jobs vacancy. Furthermore, 3.3 thousand new jobs were created.

### **Labour Demand by Economic Activity**

- Looking into economic activity, majority of **jobs and filled jobs** were in the Services sector which contributed a share of 51.9 per cent (4.70 million) and 52.7 per cent (4.67 million) respectively.
- The Manufacturing sector dominated **jobs vacancy** with a share of 57.0 per cent (110.5 thousand), followed by Agriculture (16.5%; 31.9 thousand), Construction (13.3%; 25.7 thousand) and Services (12.9%; 25.0 thousand).
- As for **jobs created** in Q4 2024, 49.9 per cent (15.7 thousand) were in the Services sector, followed by Manufacturing (34.9%; 11.0 thousand) and Construction (10.7%; 3.4 thousand).

