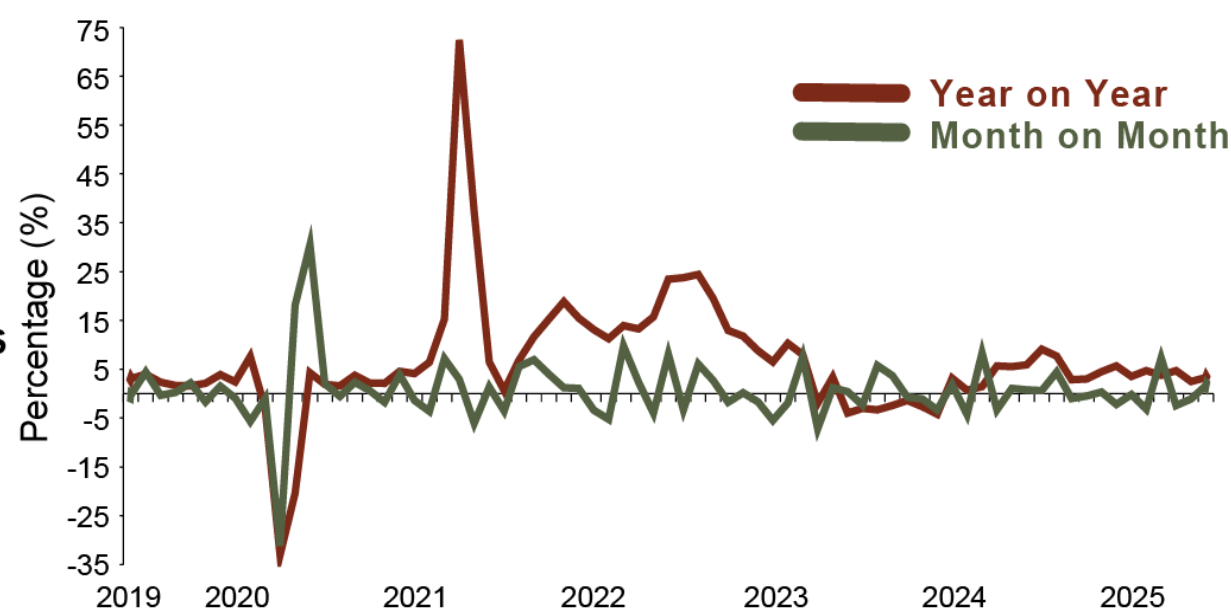
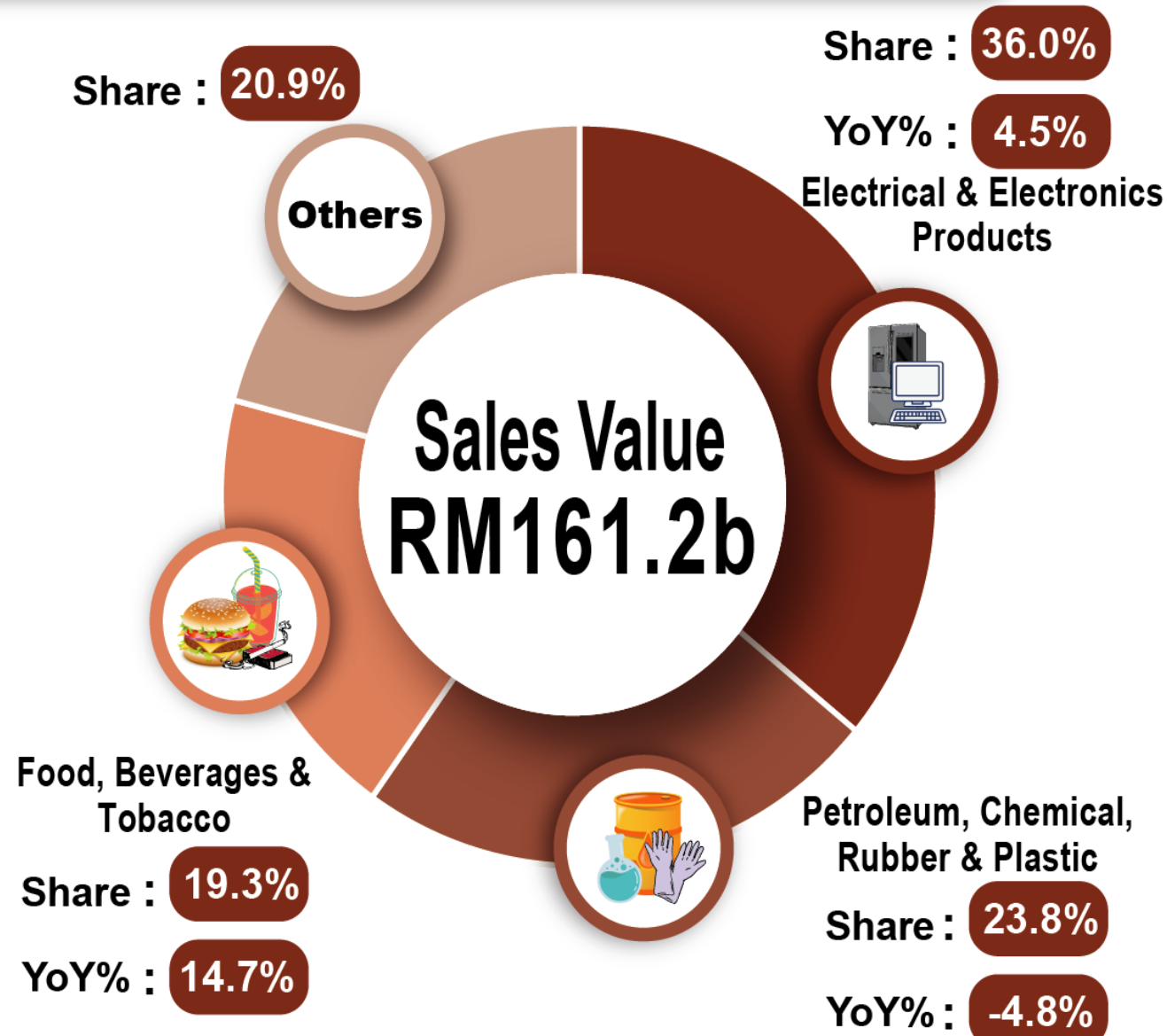




## MANUFACTURING STATISTICS, JUNE 2025

### Sales Value of the Manufacturing Sector



**3.3%**  
Year on Year

**1.6%**  
Month on Month

### Sales Value of the Manufacturing Sector, Q1 2024, Q4 2024 & Q1 2025

	Q2 2024	Q1 2025	Q2 2025
Sales Value	RM464.2b	RM475.6b	RM480.2b
YoY	5.7%	4.0%	3.4%
QoQ	1.5%	-1.3%	1.0%

%QoQ: Percentage change Quarter on Quarter

Note: Q = Quarter

### Number of Employees and Salaries & Wages

**2.39**  
Million Persons



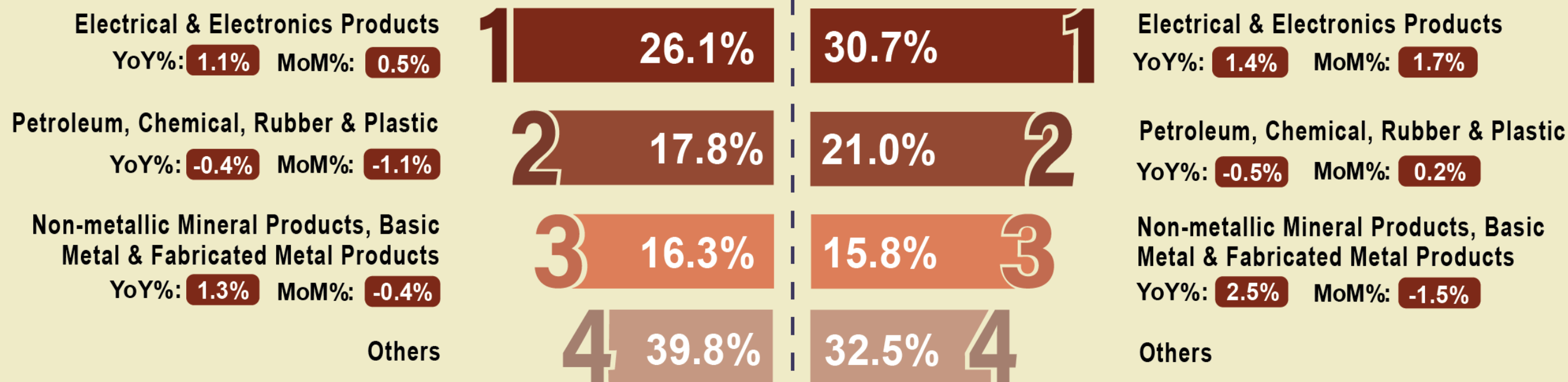
YoY% : 1.0%  
MoM% : -0.3%

**RM8.33b**  
Salaries & Wages



YoY% : 1.6%  
MoM% : 0.2%

### Share %



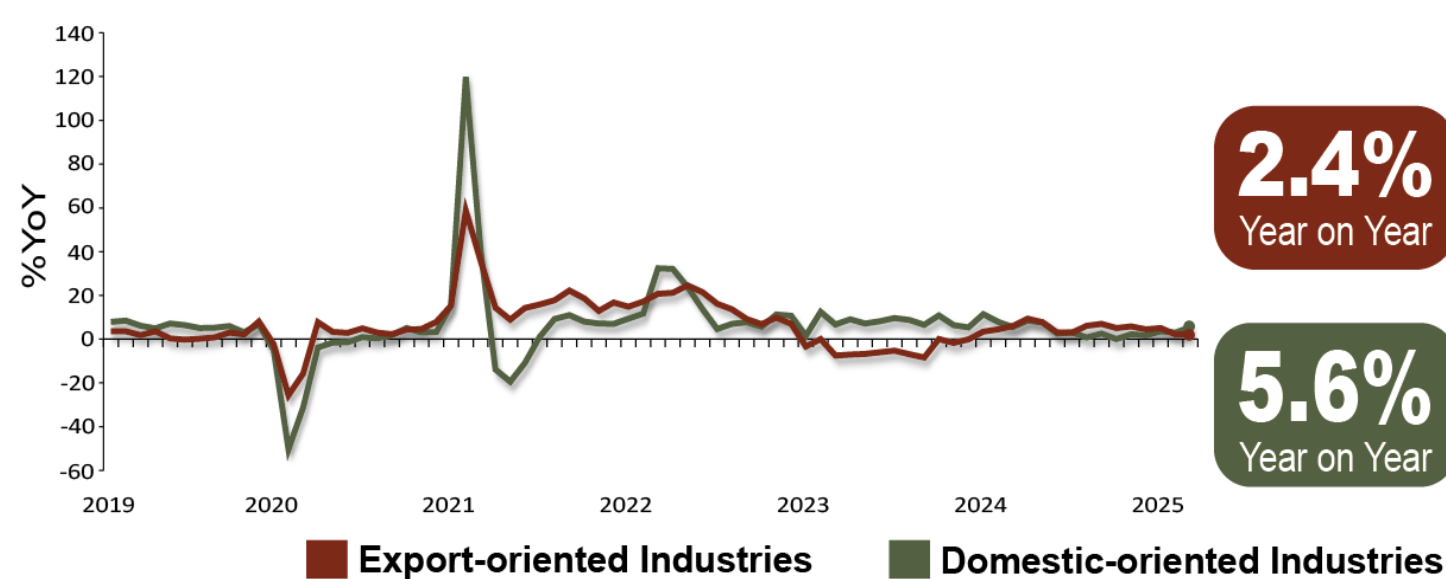
### Export and Domestic-oriented Industries



**72.5%**  
Export-oriented Industries

**27.5%**  
Domestic-oriented Industries

of total sales



**2.4%**  
Year on Year

**5.6%**  
Year on Year

%YoY: Percentage change year-on-year | b: billion  
%MoM: Percentage change month-on-month

Source: Manufacturing Statistics Malaysia, Department of Statistics Malaysia (DOSM)





## The Manufacturing sector sales expanded 3.3 per cent, reached RM161.2 billion in June 2025

- The sales value of the Manufacturing sector increased 3.3 per cent year-on-year (May 2025: 2.4%), totalled at RM161.2 billion in June 2025. The growth in sales value within the Manufacturing sector was mainly contributed by the Food, beverages & tobacco sub-sector, remained the double-digit growth with a 14.7 per cent rise in June 2025 (May 2025: 13.0%). This growth was also supported by the Electrical & electronics products and the Non-metallic mineral products, basic metal & fabricated metal products sub-sectors, which rose by 4.5 per cent (May 2025: 4.4%) and 3.0 per cent (May 2025: 3.7%), respectively. In the same period, sales value increased by 1.6 per cent, reaching RM161.2 billion from RM158.6 billion recorded in the prior month.
- Sales value growth in the export-oriented industries which accounting for 72.5 per cent of total sales, grew by 2.4 per cent in June 2025 (May 2025: 2.1%). The performance was primarily due to the increase in the Manufacture of vegetable & animal oils & fats by 15.9 per cent (May 2025: 14.1%). Meanwhile, the Manufacture of computer, electronics & optical products expanded by 3.8 per cent (May 2025: 4.2%), and the Manufacture of machinery and equipment n.e.c. advanced by 10.5 per cent (May 2025: 7.7%). On a month-on-month comparison, export-oriented industries rebounded to 4.1 per cent (May 2025: -0.4%).
- The domestic-oriented industries surged by 5.6 per cent in June 2025, following 3.0 per cent rise in May 2025. The performance was supported by robust growth in the Manufacture of food processing products at 14.0 per cent in June 2025 (May 2025: 12.8%), as well as in the Manufacture of basic metals (6.2%) and Manufacture of fabricated metal products, except machinery & equipment (2.2%). However, domestic-oriented industries declined 4.4 per cent as compared to the preceding month.



- A total of 2.39 million employees were recorded in this sector during June 2025, augmented by 1.0 per cent (May 2025: 0.9%). The augmentation was mainly driven by the Food, beverages & tobacco (2.2%); Non-metallic mineral products, basic metal & fabricated metal products (1.3%); and Electrical & electronics products (1.1%). On a month-on-month basis, the number of employees in this sector decreased by 0.3 per cent.
- The salaries & wages paid in the Manufacturing sector also posted an increase of 1.6 per cent (May 2025: 1.5%), amounted to RM8.3 billion in June 2025. Furthermore, the salaries & wages paid improved by 0.2 per cent compared to RM8.3 billion recorded in the preceding month. Subsequently, the sales value per employee registered at RM67,387 (2.3%), while the average salaries & wages per employee was RM3,482, rose by 0.7 per cent year-on-year.
- For the second quarter of 2025, sales of the Manufacturing sector reached RM480.2 billion, reflecting a growth of 3.4 per cent (Q1 2025: 4.0%). The increase was primarily attributable to the Food, beverages & tobacco sub-sector (12.9%); and Electrical & electronics products (6.0%) sub-sectors. Moreover, the number of employees and salaries & wages during the quarter rose by 1.0 per cent (Q1 2025: 1.1%) and 1.8 per cent (Q1 2025: 1.8%) respectively.
- Within the first half of this year (January – June 2025), the sales value of the Manufacturing sector was amounted to RM955.8 billion, increased by 3.7 per cent as compared to the same period of 2024 (January – June 2024: 3.7%). The number of employee upticked by 1.0 per cent to 2.39 million persons, while salaries & wages increased by 1.8 per cent to RM50.2 billion, with the sales value per employee stood at RM399,545, grew 2.7 per cent.

