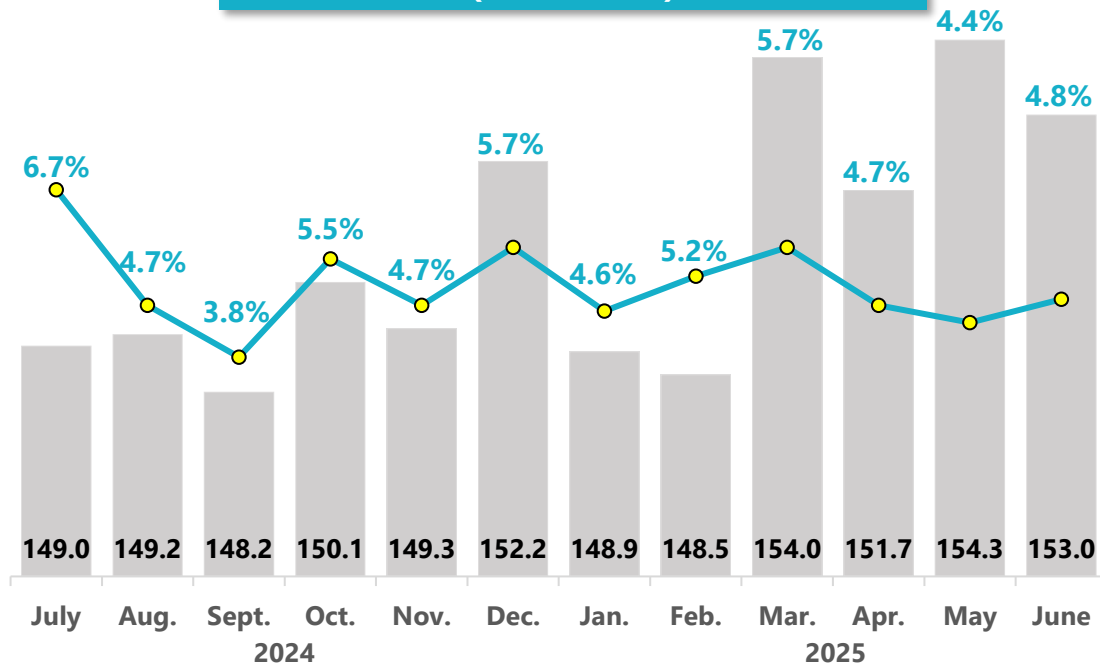


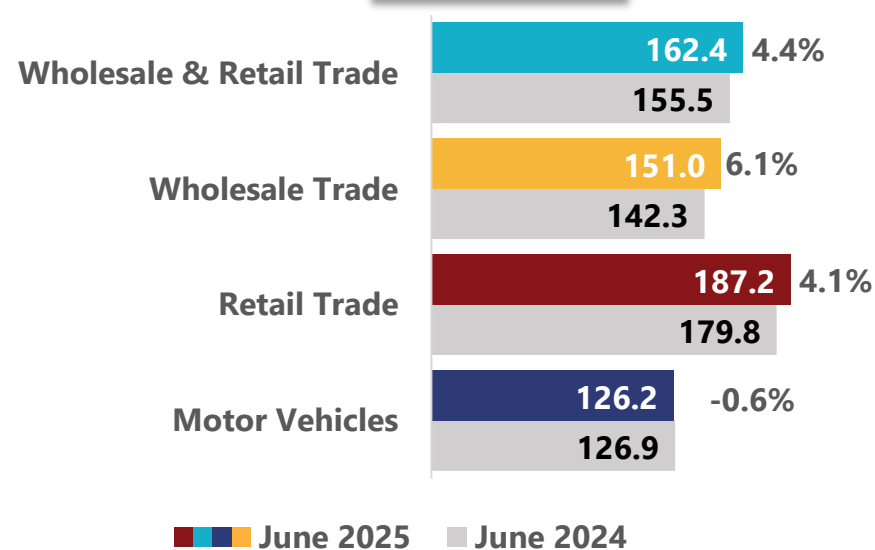


PERFORMANCE OF WHOLESALE & RETAIL TRADE, JUNE 2025

**Sales Value of Wholesale & Retail Trade
(RM billion)**

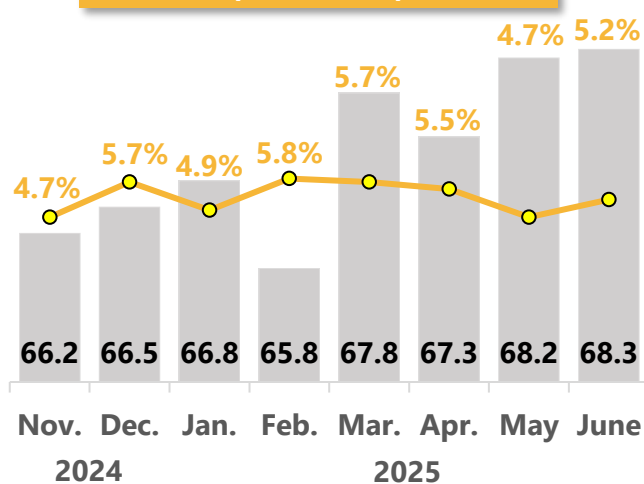


Volume Index

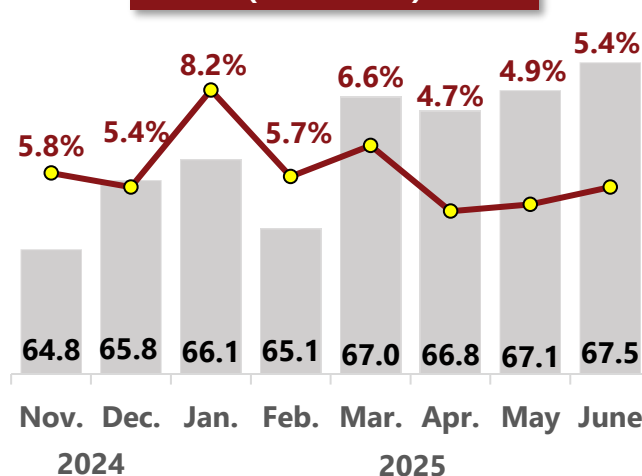


**Seasonally Adjusted Volume
Index June 2025: 0.5%**
(Month-on-Month)

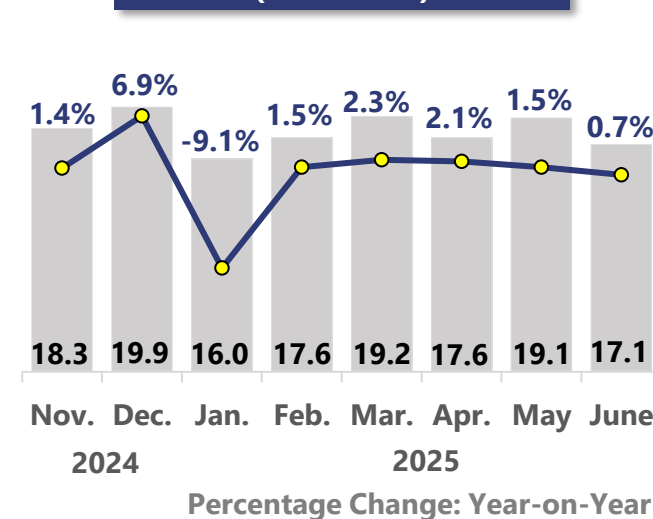
**Sales Value of Wholesale Trade
(RM billion)**



**Sales Value of Retail Trade
(RM billion)**



**Sales Value of Motor Vehicles
(RM billion)**




Percentage Change: Year-on-Year

MAIN GROUPS (SALES VALUE)

Wholesale Trade

Other Specialised
Wholesale



2.8%

Wholesale of
Household Goods



5.3%

Wholesale of Food,
Beverages & Tobacco



6.7%

Retail Trade

Retail Sale in
Non-specialised
Stores



5.7%

Retail Sale of Other
Goods in Specialised
Stores



5.9%

Retail Sale of Other
Household
Equipment
in Specialised Stores



3.8%

Motor Vehicles

Sale of
Motor Vehicles



-2.8%

Sale of Motor
Vehicles
Parts & Accessories



3.0%

Maintenance &
Repair
of Motor Vehicles



4.8%

Source: Performance of Wholesale & Retail Trade, June 2025,
Department of Statistics Malaysia (DOSM)

