

# INDUSTRIAL PRODUCTION INDEX JUNE 2025

## INDUSTRIAL PRODUCTION INDEX (IPI)

**3.0%**

May 2025 : 0.3%



## MINING

**-0.01%**

May 2025 : -10.2%



## MANUFACTURING

**3.6%**

May 2025 : 2.8%



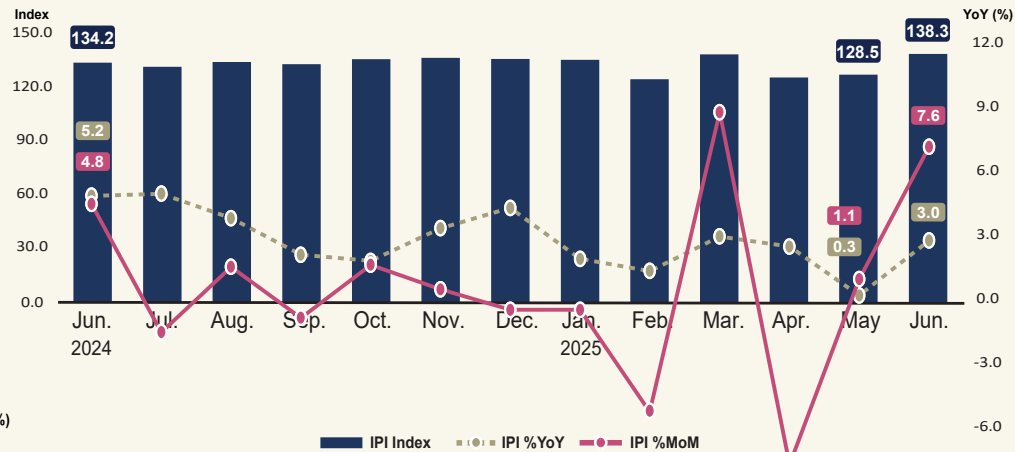
## ELECTRICITY

**4.1%**

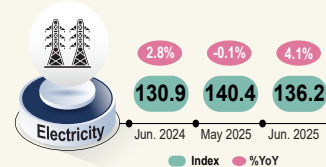
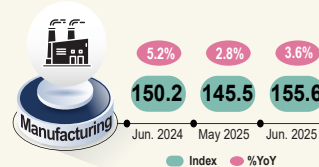
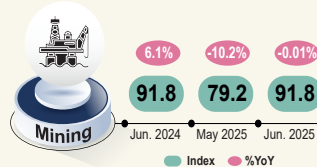
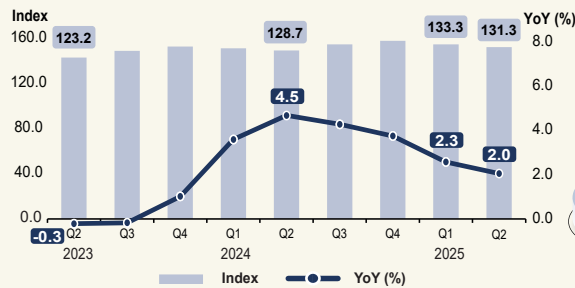
May 2025 : -0.1%



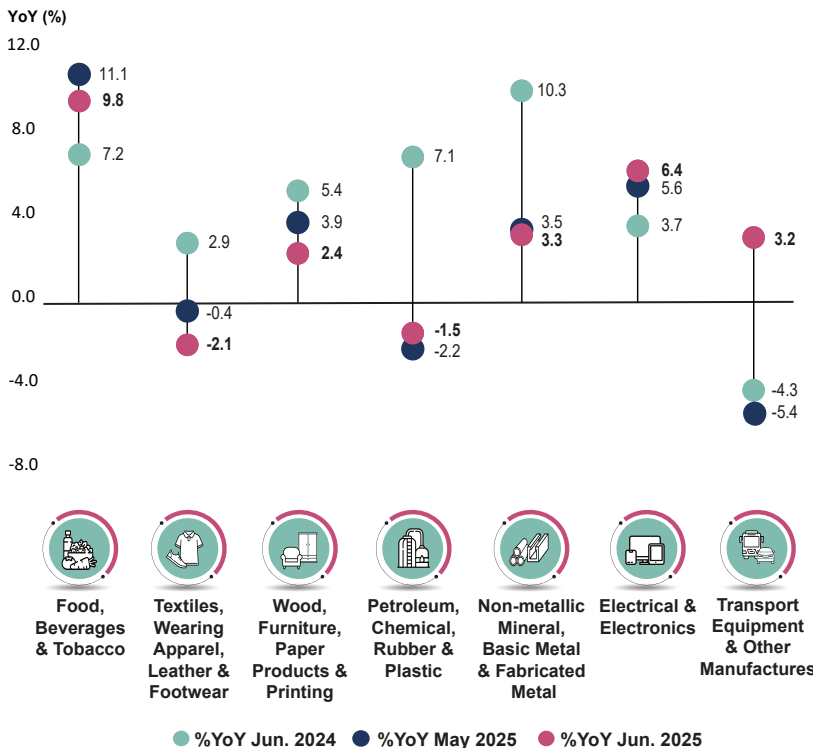
%YoY June 2025



Industrial Production Index (IPI), Q2 2023 - Q2 2025



## Manufacturing sub-sectors



● %YoY Jun. 2024 ● %YoY May 2025 ● %YoY Jun. 2025

## Export and Domestic-Oriented Industries

### EXPORT

The key contributors to the growth of export-oriented industries



%YoY	%YoY	%YoY
Jun. 2024	May 2025	Jun. 2025

5.4% 2.9% 2.9%

Manufacture of computer, electronics & optical products

4.9% 6.0% 5.9%

Manufacture of vegetable and animal oils and fats

11.0% 15.9% 8.5%

### DOMESTIC

The key contributors to the growth of domestic-oriented industries



%YoY	%YoY	%YoY
Jun. 2024	May 2025	Jun. 2025

4.6% 2.6% 5.1%

Manufacture of food processing products

3.9% 10.3% 11.3%

Manufacture of basic metals

8.0% 4.5% 6.7%

Source: Index of Industrial Production Malaysia, Department of Statistics Malaysia (DOSM)



@StatsMalaysia



20 October

2016 - 2030