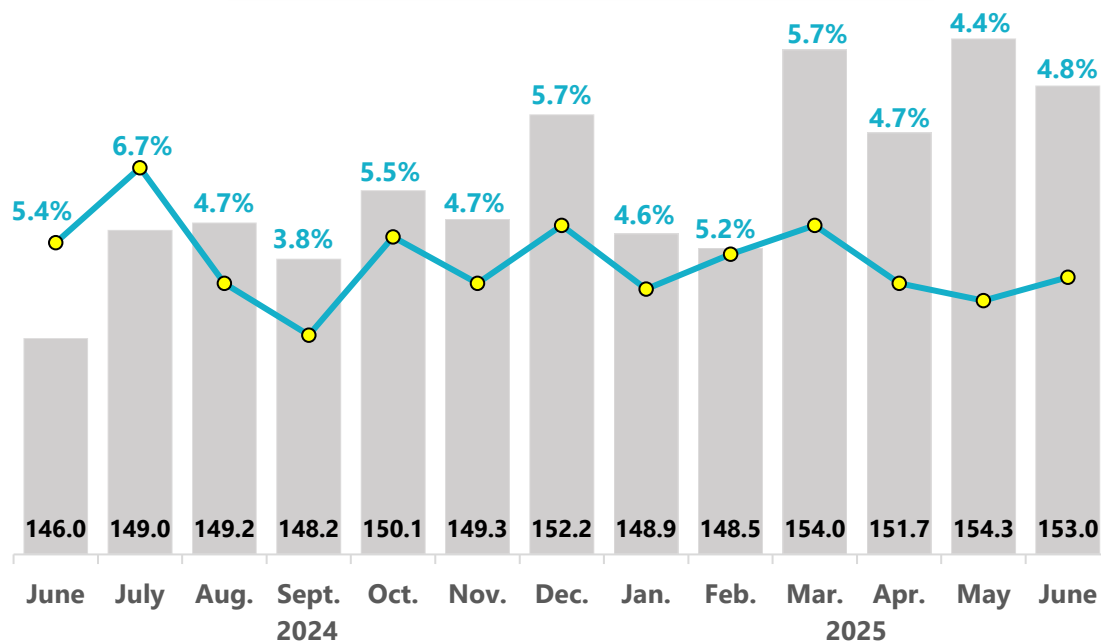




MINISTRY OF ECONOMY  
DEPARTMENT OF STATISTICS MALAYSIA

## PERFORMANCE OF WHOLESALE & RETAIL TRADE, JUNE 2025

### Sales Value of Wholesale & Retail Trade (RM billion)



### Volume Index

#### Wholesale & Retail Trade

#### Wholesale Trade

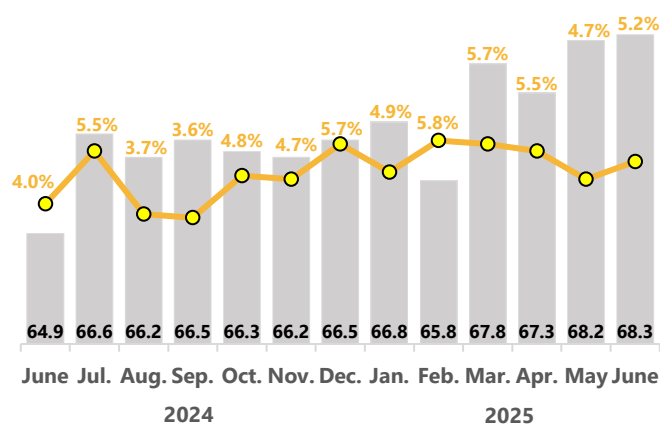
#### Retail Trade

#### Motor Vehicles

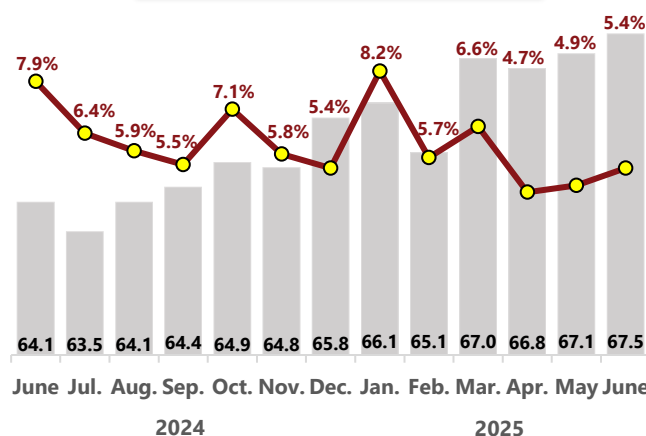
June 2025 June 2024

Seasonally Adjusted Volume  
Index June 2025: 0.5%  
(Month-on-Month)

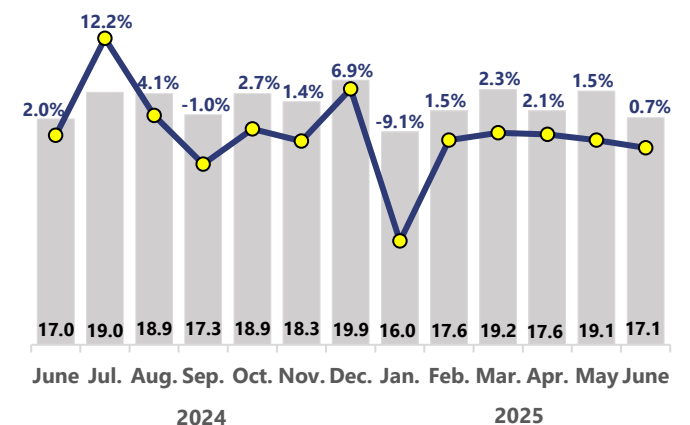
### Sales Value of Wholesale Trade (RM billion)



### Sales Value of Retail Trade (RM billion)



### Sales Value of Motor Vehicles (RM billion)




Percentage Change: Year-on-Year

## MAIN GROUPS (SALES VALUE)

### Wholesale Trade

Other Specialised  
Wholesale



2.8%

Wholesale of  
Household Goods



5.3%

Wholesale of Food,  
Beverages & Tobacco



6.7%

### Retail Trade

Retail Sale in  
Non-specialised  
Stores



5.7%

Retail Sale of Other  
Goods in Specialised  
Stores



5.9%

Retail Sale of Other  
Household  
Equipment  
in Specialised Stores



3.8%

### Motor Vehicles

Sale of  
Motor Vehicles



-2.8%

Sale of Motor  
Vehicles  
Parts & Accessories



3.0%

Maintenance &  
Repair  
of Motor Vehicles



4.8%

Source: Performance of Wholesale & Retail Trade, June 2025,  
Department of Statistics Malaysia (DOSM)



@StatsMalaysia

