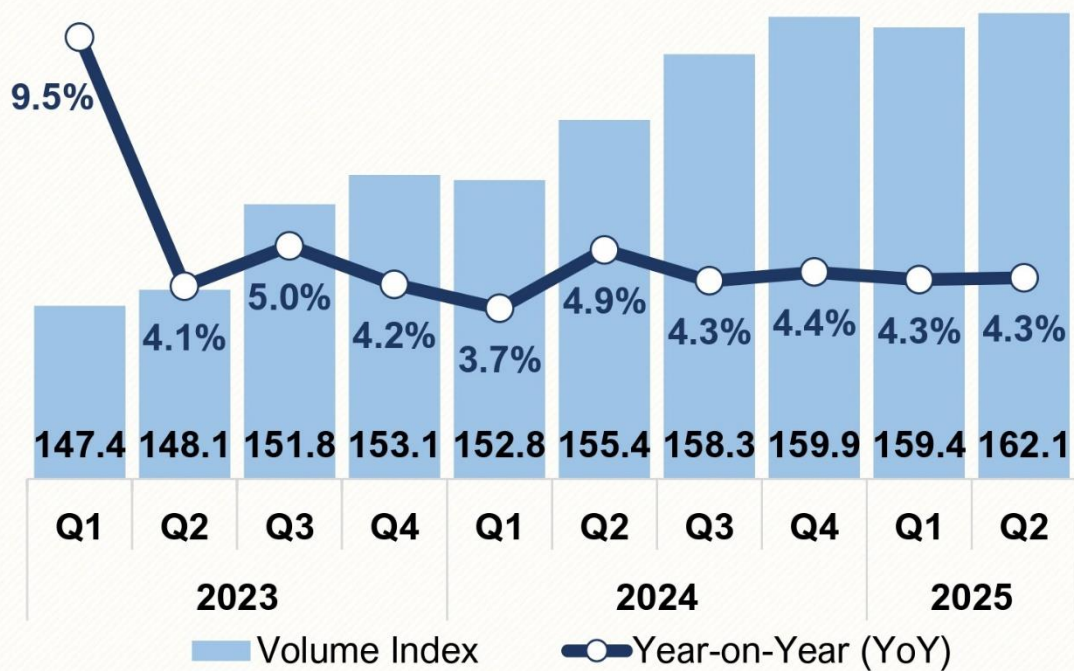




VOLUME INDEX OF WHOLESALE & RETAIL TRADE
SECOND QUARTER 2025 | Q2 2025

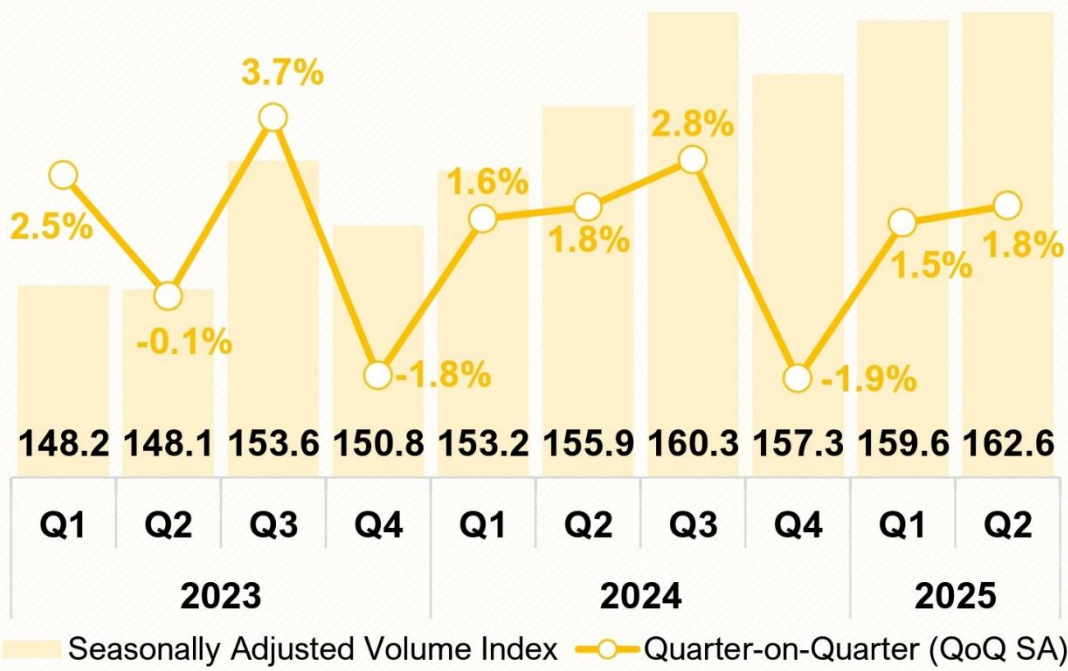
Volume Index

Wholesale & Retail Trade Volume Index grew 4.3 per cent in the second quarter 2025.



Seasonally Adjusted Volume Index

Seasonally Adjusted Volume Index rose 1.8 per cent as against the previous quarter.



PERFORMANCE BY SUB-SECTOR



6.2%

Wholesale Trade

5.0% | Other Specialised Wholesale Trade

6.7% | Wholesale of Household Goods



3.7%

Retail Trade

2.9% | Retail Sale in Non-specialised Stores

2.6% | Retail Sale in Specialised Stores



0.2%

Motor Vehicles

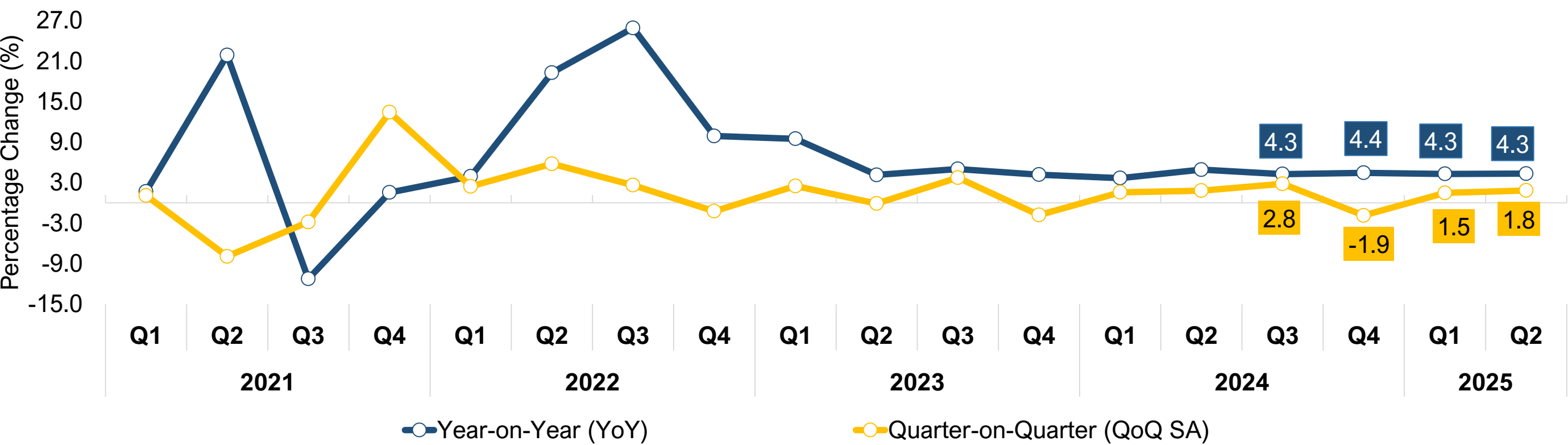
-0.7% | Sale of Motor Vehicles

1.7% | Sale of Motor Vehicle Parts & Accessories

Source: Volume Index of Wholesale & Retail Trade, Second Quarter 2025
Department of Statistics Malaysia (DOSM)

Percentage Change: Year-on-Year (YoY)

Volume Index & Seasonally Adjusted Volume Index of Wholesale & Retail Trade



Wholesale & retail trade volume index grew 4.3 per cent in the second quarter of 2025

- The volume index of Wholesale & retail trade registered a year-on-year growth of **4.3 per cent** to reach **162.1 points** compared to the same quarter of the previous year. This increase was attributed to the Wholesale trade sub-sector, which rose **6.2 per cent** to **149.7 points**, followed by Retail trade with a **3.7 per cent** increase to **186.1 points**. Meanwhile, the Motor vehicles sub-sector recorded a marginal increase of **0.2 per cent** to **132.3 points**. On a quarterly basis, the overall volume index rebounded by **1.7 per cent** compared to the previous quarter.
- In terms of seasonally adjusted volume index, Wholesale & retail trade posted a positive growth of **1.8 per cent** compared to the first quarter of 2025.
- For performance across sub-sectors, the volume index of Wholesale trade recorded a growth of **6.2 per cent**, led by Wholesale of machinery, equipment & supplies with **9.5 per cent**, followed by Non-specialised wholesale trade (**8.6%**), Wholesale of household goods (**6.7%**), Wholesale of agricultural raw materials & live animals (**6.0%**), and Wholesale on a fee or contract basis (**5.9%**). On a quarterly comparison, this sub-sector grew **2.5 per cent** compared to the previous quarter.
- The positive year-on-year growth of **3.7 per cent** in Retail trade was contributed by Retail sales of information & communication equipment, which increased by **7.3 per cent**. Other notable contributors included Retail sales of automotive fuel (**6.1%**), Retail sales via stalls & markets (**5.9%**), Retail sales of food, beverages & tobacco (**5.8%**), and Retail sales not in stores, stalls or markets (**4.8%**). On a quarterly basis, Retail trade showed an increase of **1.0 per cent**.
- The marginal increase of **0.2 per cent** in the Motor vehicles sub-sector was driven by Sales, maintenance & repair of motorcycles and Sales of motor vehicle parts & accessories, which rose by **7.5 per cent** and **1.7 per cent**, respectively. On a quarterly basis, the volume index of Motor vehicles increased by **2.4 per cent** compared to the previous quarter.

