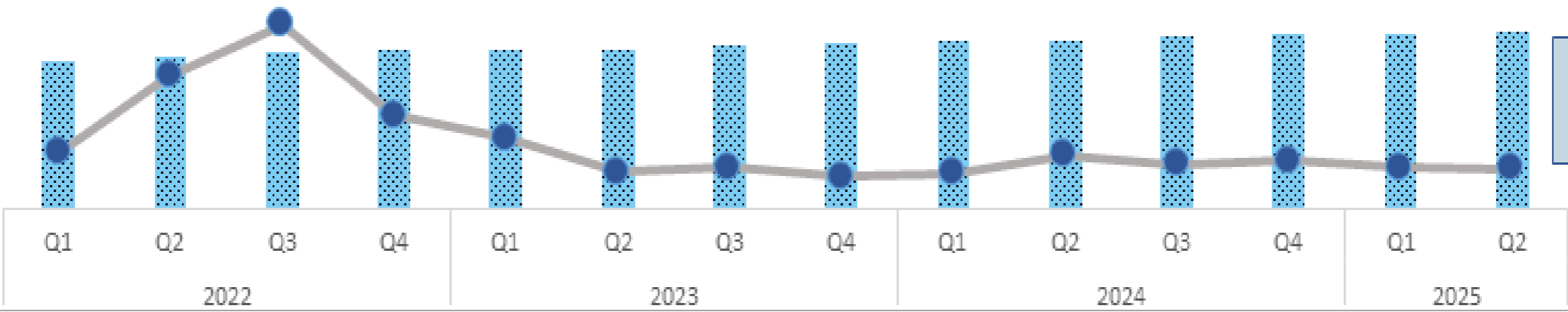




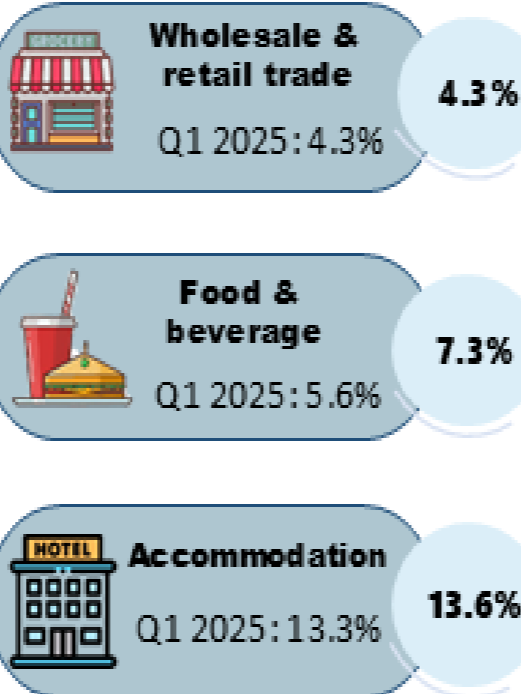
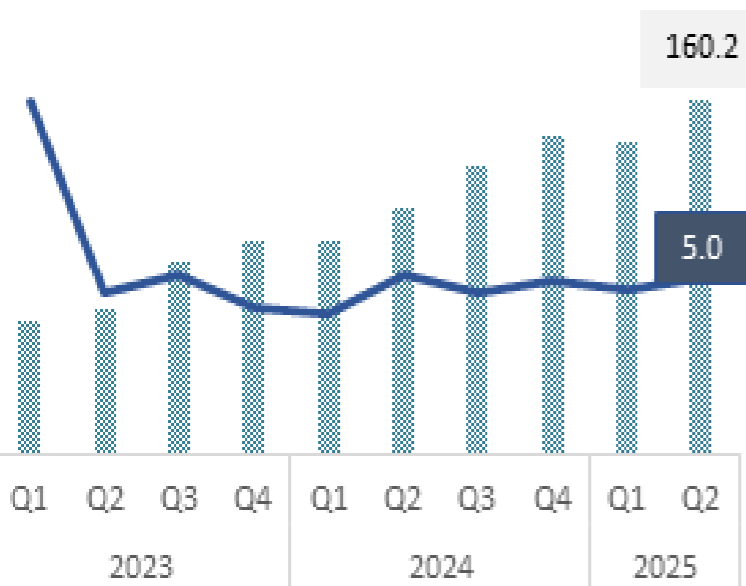
VOLUME INDEX OF SERVICES (2015=100) SECOND QUARTER 2025

Volume Index of Services
increased 5.0 per cent
in second quarter 2025


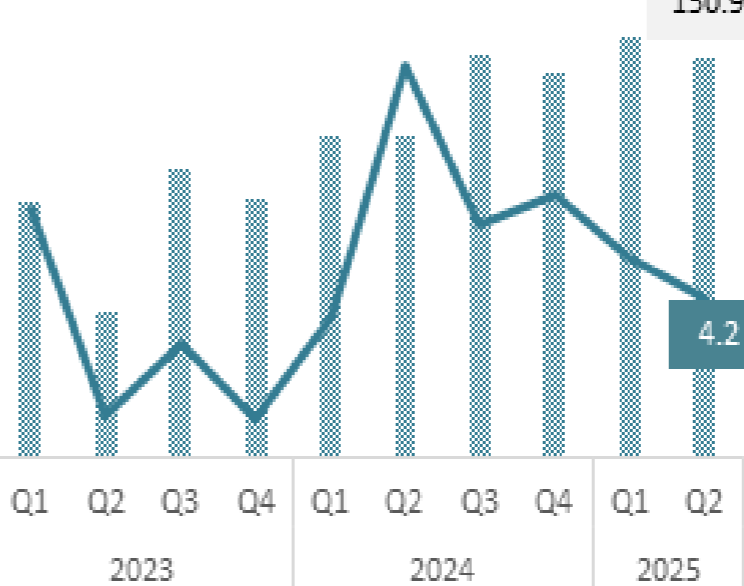


Volume Index of Services by Segment

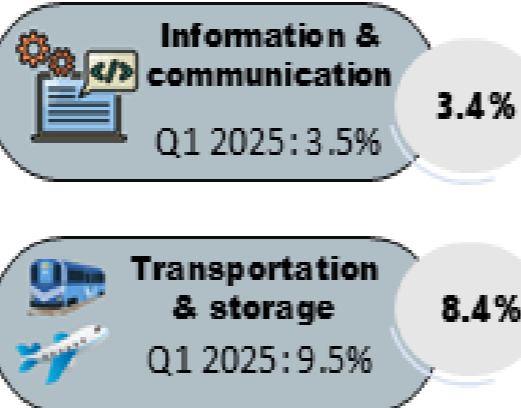
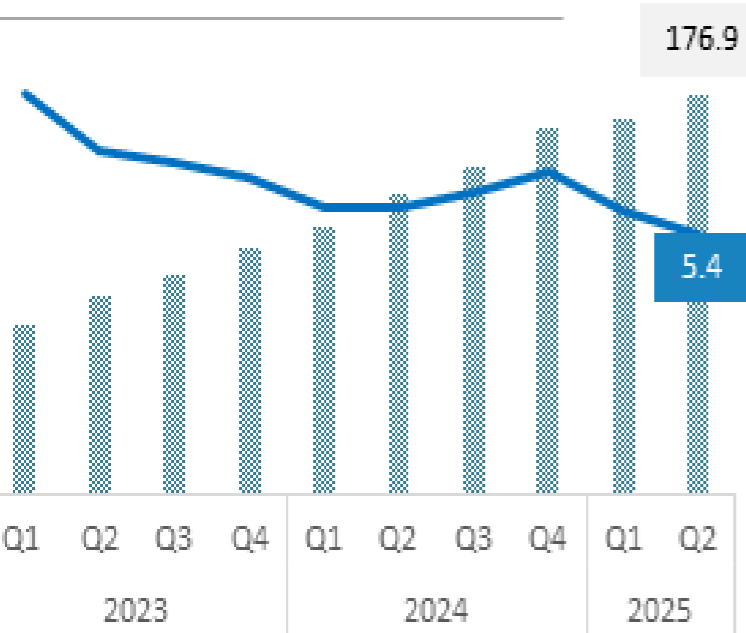
WHOLESALE & RETAIL TRADE, FOOD & BEVERAGE AND ACCOMMODATION



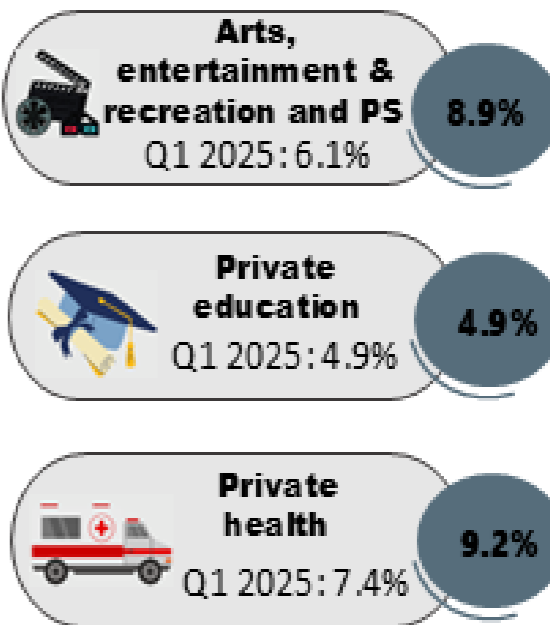
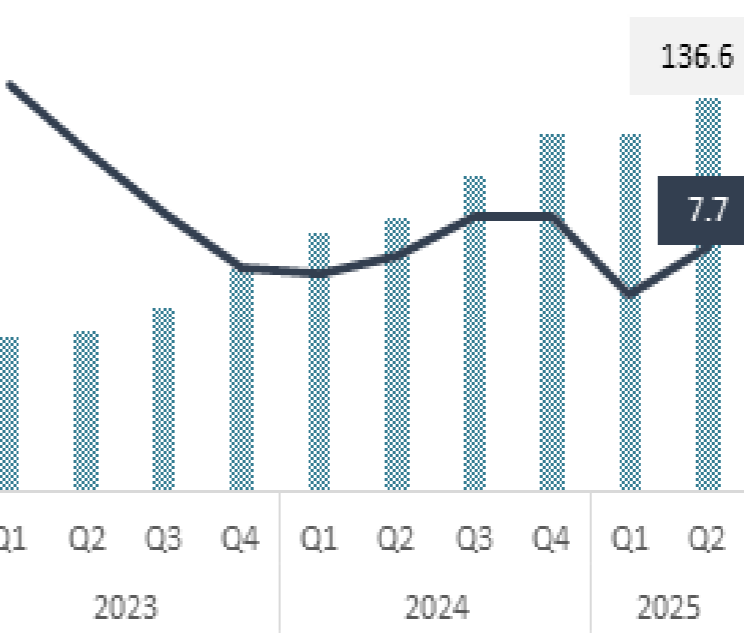
BUSINESS SERVICES AND FINANCE



INFORMATION & COMMUNICATION AND TRANSPORTATION & STORAGE



OTHER SERVICES



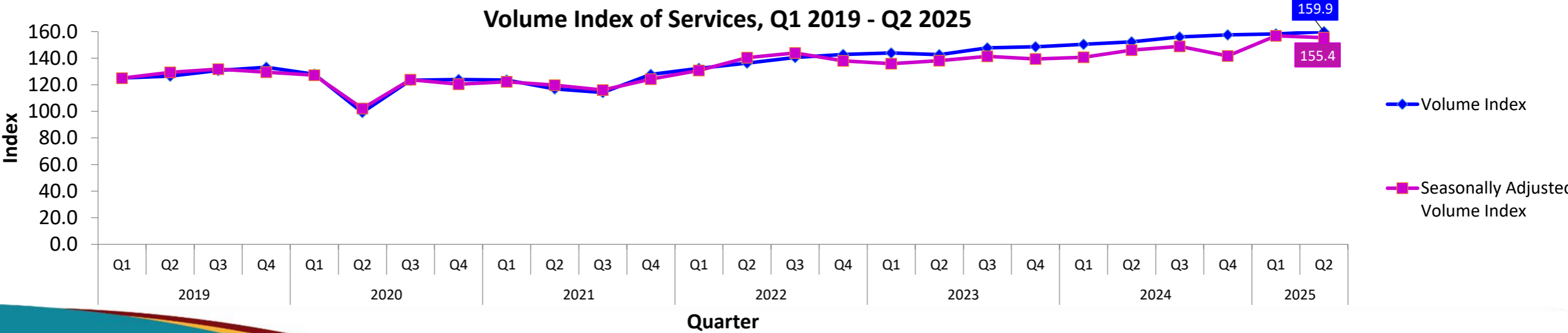
Note:
PS – Personal services & other activities

Percentage Change: Year-on-Year (YoY)

Source: Volume Index of Services, Second Quarter 2025,
Department of Statistics Malaysia (DOSM)

Volume Index of Services, Q1 2019 – Q2 2025

Volume Index of Services, Q1 2019 - Q2 2025



Volume Index of Services increased by 5.0 per cent in second quarter of 2025

- The Service Volume Index recorded 5.0 per cent year-on-year in the second quarter of 2025, reaching 159.9 points. This performance encompasses the Wholesale & retail trade, Food & beverage, and Accommodation segments, which increased by 5.0 per cent, followed by the Business and financial services segment (4.2%), the Information & communication and Transportation & storage segments (5.4%) and the Other services segment (7.7%).
- The index for the Wholesale & retail trade, Food & beverage, and Accommodation segments increased by 5.0 per cent to 160.2 points, with the Wholesale & retail trade segment growing by 4.3 per cent, Food & beverage by 7.3 per cent, and Accommodation by 13.6 per cent. Meanwhile, the Business & financial services segment recorded a volume index of 150.9 points with a 4.2 per cent growth. This increase was driven by Finance & insurance (1.3%), followed by Professional services and Administrative & support services (7.6%) and Real estate (9.4%).
- Additionally, the combined total for the Information & communication and Transportation & storage segments increased by 5.4 per cent (176.9 points), with Information & communication rising by 3.4 per cent and Transportation & storage by 8.4 per cent. Subsequently, the Other services segment grew by 7.7 per cent to 136.6 points, driven by increases in Arts, Entertainment & recreation and Other personal services & activities (8.9%), Private education (4.9%) and Private health (9.2%).
- In terms of quarter-on-quarter comparison, the Service Volume Index increased by 1.1 per cent in the second quarter of 2025. The Business & financial services segment recorded a 0.9 per cent decline, while the Transportation and communication segment increased by 1.3 per cent. Furthermore, there was an increase in the Wholesale & retail trade, Accommodation and food segments (1.8%) and the Other services segment (2.8%).
- The seasonally adjusted volume index decreased by 0.9 per cent compared to the first quarter of 2025. This decline was contributed by the Business & financial services segment at 11.7 per cent. However, there were increases in the Wholesale & retail trade, Food & beverage and Accommodation segments (3.2%), the Information & communication and Transportation & storage segments (1.6%) and the Other services segment (5.2%).

