

MALAYSIA, LABOUR FORCE JUNE 2025

June's unemployment rate stood at **3.0 per cent**, with the number of unemployed declining to 518.7 thousand persons

UNEMPLOYMENT

JUNE 2025

The number of unemployed persons

Unemployment rate

3.0%

The unemployment rate in June 2025 held steady at 3.0 per cent as in May

JUNE' 2024 553.7 thousand
MAY 2025 522.4 thousand

JUNE' 2024 3.3%
MAY 2025 3.0%

EMPLOYED PERSONS

JUNE 2025

The number of employed persons

Employment-to-population ratio

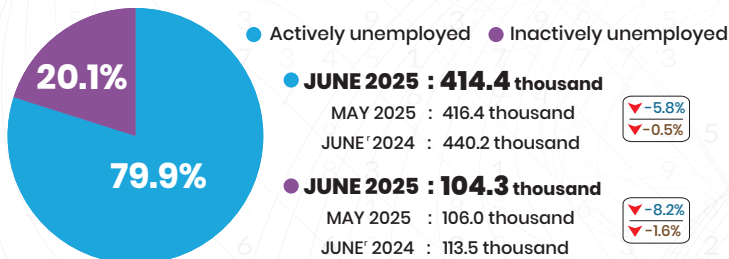
16.92 million

68.7%

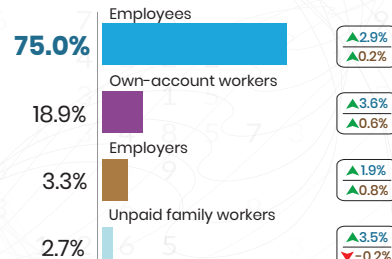
JUNE' 2024 16.42 million
MAY 2025 16.86 million

JUNE' 2024 68.3%
MAY 2025 68.7%

Unemployment by category



Employed persons by status in employment



The employees' category remained the largest segment of the employment, comprising **75.0 per cent** of the total employed persons

LABOUR FORCE

Labour Force

17.43 million

JUNE 2025

Labour Force Participation Rate

70.8%

JUNE' 2024 16.97 million
MAY 2025 17.38 million

JUNE' 2024 70.6%
MAY 2025 70.8%


LFPR by sex

Male **83.3%**

Female **56.4%**

The labour force participation rate in June 2025 stood at 70.8 per cent as recorded last month.

OUTSIDE LABOUR FORCE



The main reasons for those being outside the labour force were housework/ family responsibilities

Housework/ family responsibilities **43.7%**

Schooling/ training **40.9%**

Note:

- Percentage change (year-on-year)
- Percentage change (month-on-month)
- Percentage point

Unchanged

Revision based on the current population estimates from the Population and Housing Census of Malaysia 2020

