



MALAYSIA LABOUR FORCE

SECOND
QUARTER
2025

Second quarter's unemployment rate dropped to **3.0 per cent**,
with the number of unemployed declining to **520.9 thousand persons**

The number of labour force in the second quarter of 2025 rose by **0.8 per cent** to **17.37 million persons**.

LABOUR FORCE

Q2 2025 **17.37 million**

Q1 2025: **17.23 million** ▲ **0.8%**

LABOUR FORCE PARTICIPATION RATE

Q2 2025 **70.8%**

Q1 2025: **70.7%** ▲ **0.1pp**

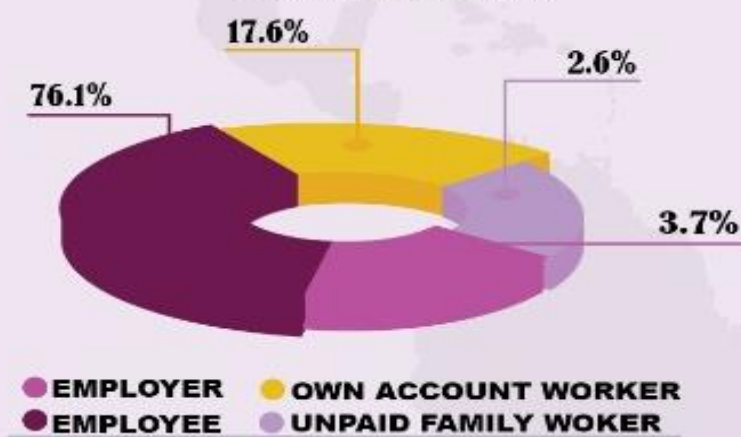
LABOUR FORCE AND LABOUR FORCE PARTICIPATION RATE, MALAYSIA, Q1 2024 - Q2 2025



The total number of employed persons edged up by **0.9 per cent** to register **16.85 million persons** in the second quarter of 2025.

EMPLOYED PERSONS

EMPLOYED PERSONS BY EMPLOYMENT STATUS, MALAYSIA, Q2 2025



EMPLOYED PERSONS BY SEX, MALAYSIA, Q1 2024 - Q1 2025



Q2 2025 **16.85 million**

Q1 2025: **16.70 million** ▲ **0.9%**

UNEMPLOYMENT

The number of unemployed persons reduced further by **1.0 per cent** to **520.9 thousand persons**, while the unemployment rate improved to **3.0 per cent**

UNEMPLOYED

Q2 2025 **520.9 thousand**

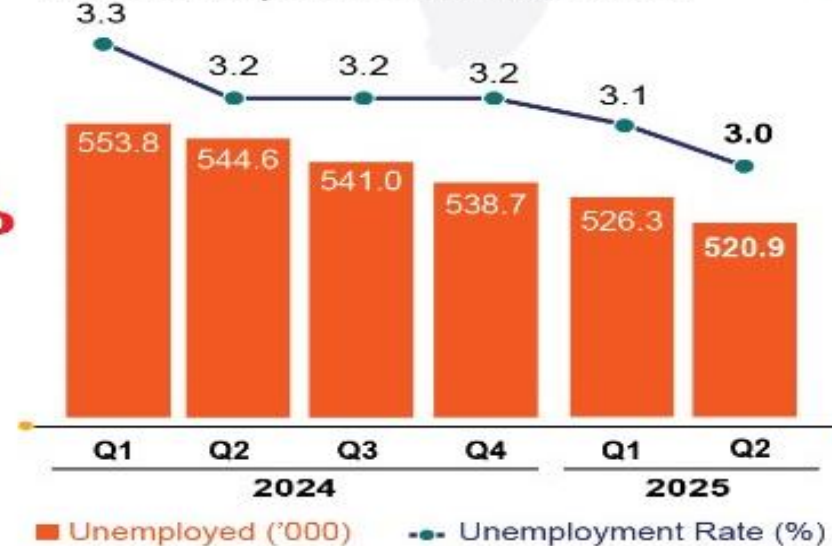
Q1 2025: **526.3 thousand** ▼ **-1.0%**

UNEMPLOYMENT RATE

Q2 2025 **3.0%**

Q1 2025: **3.1%** ▼ **-0.1pp**

UNEMPLOYED AND UNEMPLOYMENT RATE, MALAYSIA, Q1 2024 - Q2 2025



OUTSIDE LABOUR FORCE

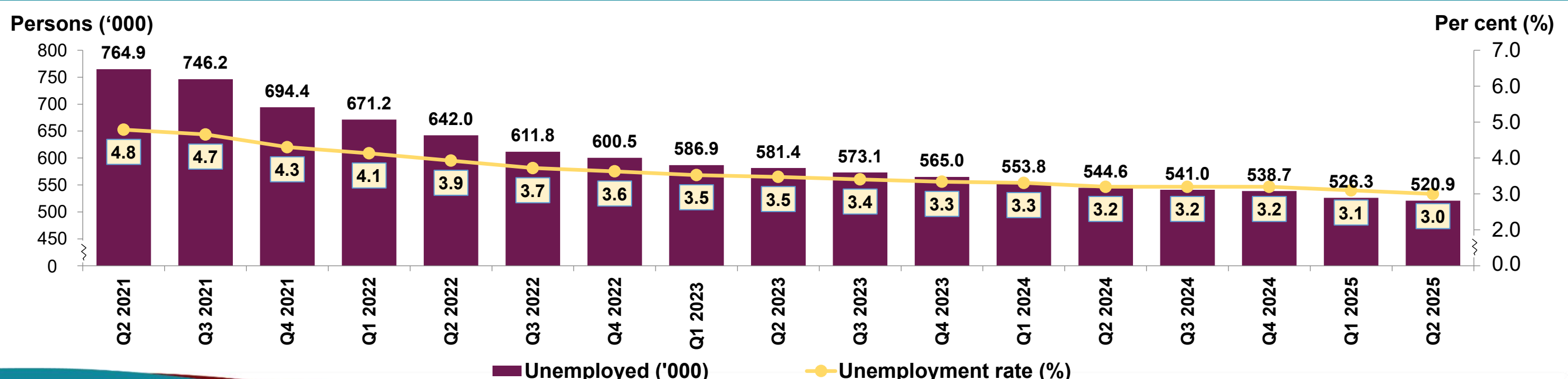
The number of outside labour force increased by **0.4 per cent** to record **7.15 million persons** in the second quarter of 2025.

OUTSIDE LABOUR FORCE

Q2 2025 **7.15 million**

Q1 2025: **7.13 million** ▲ **0.4%**

Unemployed persons and unemployment rate, Q2 2021 – Q2 2025



Second quarter's unemployment rate dropped to 3.0 per cent, with the number of unemployed declining to 520.9 thousand persons

- The **labour force** experienced a growth of **0.8 per cent** to **17.37 million persons** during the **second quarter of 2025** (Q1 2025: 17.23 million persons). The **LFPR** increased marginally by **0.1 percentage points** to reach **70.8 per cent**, compared to **70.7 per cent** in the previous quarter.
- The number of **employed persons** increased by **0.9 per cent** to **16.85 million persons** (Q1 2025: 16.70 million persons).
- The number of **unemployed persons** showed a decline of **1.0 per cent** to **520.9 thousand persons** (Q1 2025: 526.3 thousand persons). The unemployment rate for the second quarter of 2025 dropped by **0.1 percentage points** to **3.0 per cent** compared to the previous quarter (Q1 2025: 3.1%).
- The number of persons **working less than 30 hours per week** posted a decrease of **0.7 per cent** to **241.0 thousand persons** during the second quarter of 2025 (Q1 2025: 242.7 thousand persons). Correspondingly, the number of **persons working less than 30 hours per week but willing and able to work additional hours, or classified as time-related underemployment**, declined by **4.0 per cent** to **141.0 thousand persons**, resulting in a **time-related underemployment rate** of **0.8 per cent** (Q1 2025: 146.9 thousand persons; 0.9%).
- **Skill-related underemployment**, which refers to those with tertiary education but working in semi-skilled and low-skilled jobs, increase by **0.1 per cent** to **1.96 million persons**, with **35.6 per cent** of the skill-related underemployment rate (Q1 2025: 1.95 million persons, 35.7%).

