

MALAYSIA LABOUR FORCE

SECOND
QUARTER
2025

Second quarter's unemployment rate dropped to **3.0 per cent**,
with the number of unemployed declining to **520.9 thousand persons**



LABOUR FORCE

LABOUR FORCE

Q2 2025 **17.37 million**

Q1 2025: **17.23 million** ▲ **0.8%**

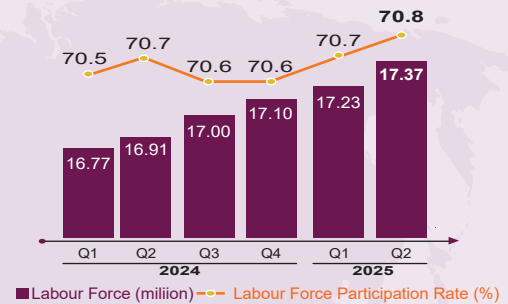
LABOUR FORCE PARTICIPATION RATE

Q2 2025 **70.8%**

Q1 2025: **70.7%** ▲ **0.1pp**



LABOUR FORCE AND LABOUR FORCE PARTICIPATION RATE, MALAYSIA, Q1 2024 - Q2 2025

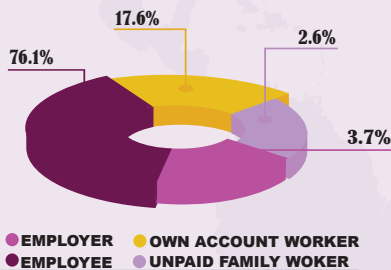


The total number of employed persons edged up by **0.9 per cent** to register **16.85 million persons** in the second quarter of 2025.

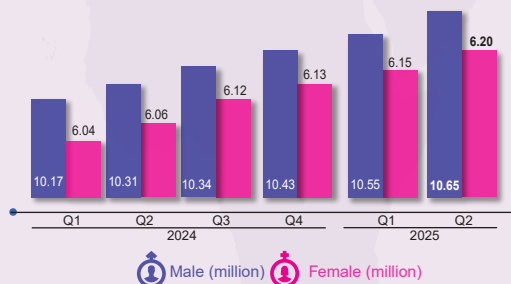
EMPLOYED PERSONS



EMPLOYED PERSONS BY EMPLOYMENT STATUS, MALAYSIA, Q2 2025



EMPLOYED PERSONS BY SEX, MALAYSIA, Q1 2024 - Q1 2025



Q2 2025 **16.85 million**

Q1 2025: **16.70 million** ▲ **0.9%**



UNEMPLOYMENT



The number of unemployed persons reduced further by **1.0 per cent** to **520.9 thousand persons**, while the unemployment rate improved to **3.0 per cent**

UNEMPLOYED

Q2 2025 **520.9 thousand**

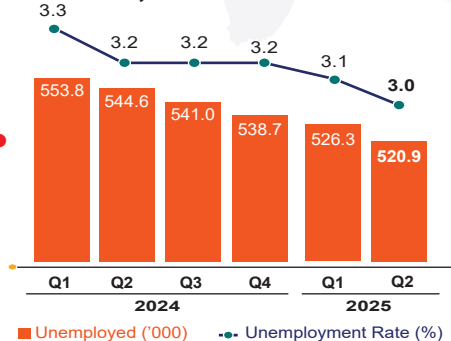
Q1 2025: **526.3 thousand** ▼ **-1.0%**

UNEMPLOYMENT RATE

Q2 2025 **3.0%**

Q1 2025: **3.1%** ▼ **-0.1pp**

UNEMPLOYED AND UNEMPLOYMENT RATE, MALAYSIA, Q1 2024 - Q2 2025



OUTSIDE LABOUR FORCE



The number of outside labour force increased by **0.4 per cent** to record **7.15 million persons** in the second quarter of 2025.

OUTSIDE LABOUR FORCE

Q2 2025 **7.15 million**

Q1 2025: **7.13 million** ▲ **0.4%**



MALAYSIA LABOUR FORCE



UNEMPLOYMENT

UNEMPLOYMENT BY SEX, MALAYSIA, Q2 2025



Unemployed
307.8 thousand
Unemployment rate
2.8%

MALE



Unemployed
213.1 thousand
Unemployment rate
3.3%

FEMALE

UNEMPLOYMENT CATEGORY, MALAYSIA, Q1 2025 & Q2 2025

80.1%

Q1
2025

19.9%

80.3%

Q2
2025

19.7%

Active unemployed

Inactive unemployed

UNEMPLOYMENT BY AGE GROUP, MALAYSIA, Q1 2025 & Q2 2025

15 - 24 year

286.5 thousand 281.7 thousand

25 - 34 year

131.0 thousand 124.0 thousand

35 - 44 year

37.7 thousand 38.8 thousand

45 - 54 year

38.5 thousand 33.2 thousand

55 - 64 year

27.1 thousand 48.7 thousand

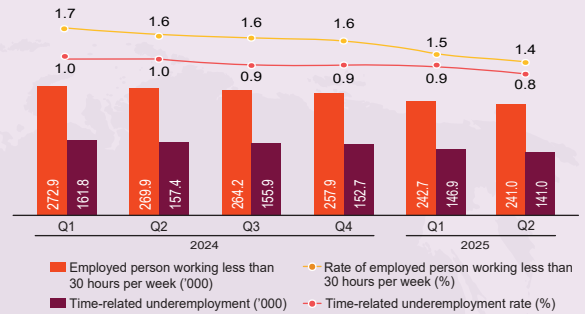
Q2 2025

Q1 2025

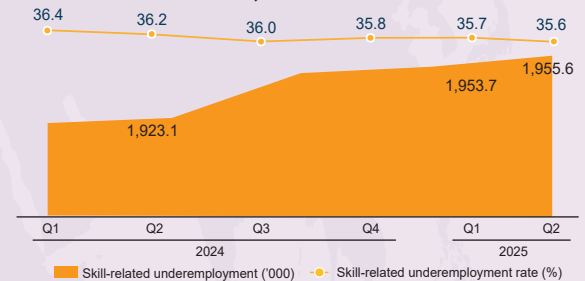


UNDEREMPLOYMENT

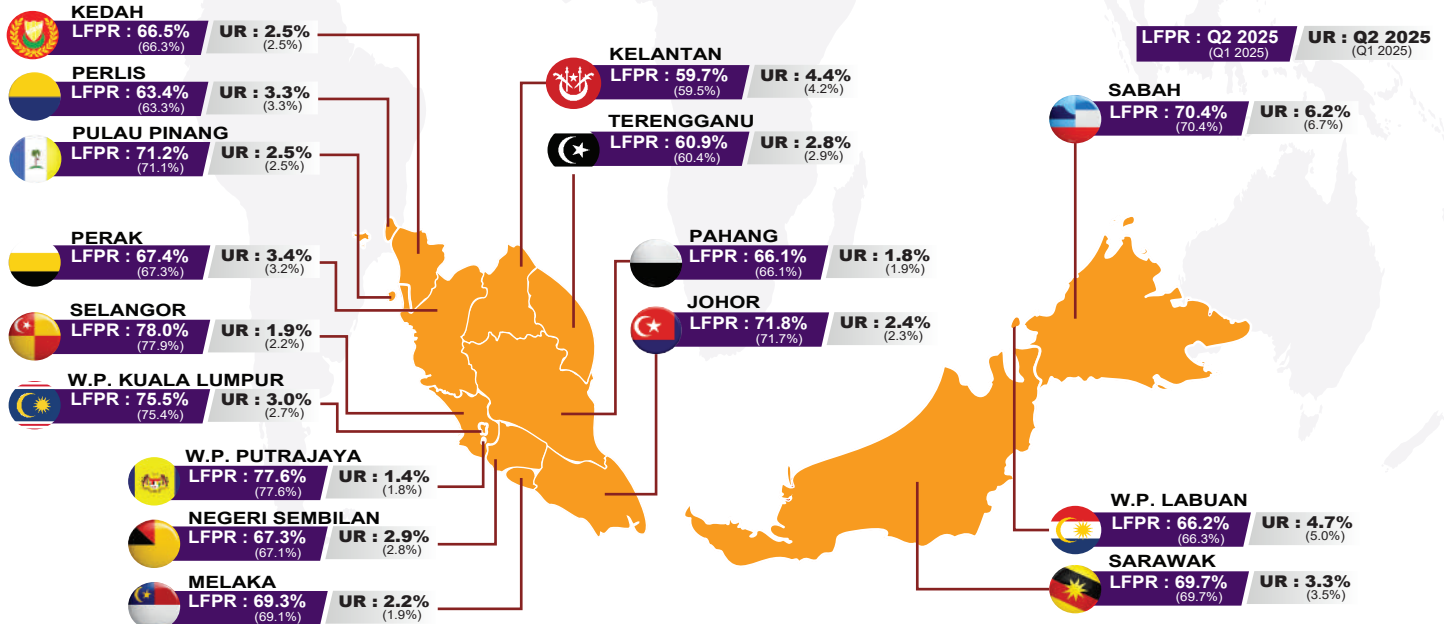
EMPLOYED PERSONS WORKING LESS THAN 30 HOURS PER WEEK AND TIME-RELATED UNDEREMPLOYMENT, MALAYSIA, Q1 2024 - Q2 2025



SKILL-RELATED UNDEREMPLOYMENT, MALAYSIA, Q1 2024 - Q2 2025



LABOUR FORCE PARTICIPATION RATE (LFPR) AND UNEMPLOYMENT RATE (UR) BY STATE, Q1 2025 & Q2 2025



@StatsMalaysia



ASEAN
MALAYSIA 2025
INCLUSIVITY AND SUSTAINABILITY

