



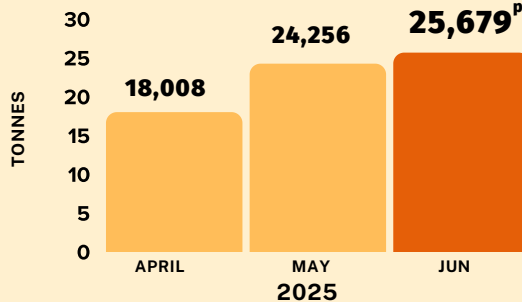
KEMENTERIAN EKONOMI  
JABATAN PERANGKAAAN MALAYSIA

# MONTHLY RUBBER STATISTICS, JUNE 2025


## PRODUCTION of NATURAL RUBBER



5.9%



## AVERAGE PRICE (cent/kg)



S.M.R. 20

JUNE 2025: 664.79

MAY 2025: 744.24



-10.7%



Concentrated Latex

JUNE 2025: 558.66

MAY 2025: 613.80



-9.0%

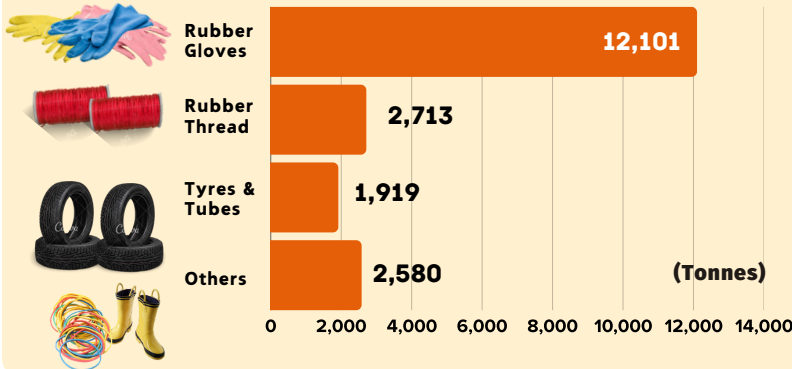
## DOMESTIC CONSUMPTION



-4.6%

JUNE 2025: 19,312<sup>P</sup> tonnes

MAY 2025: 20,251 tonnes



## STOCKS

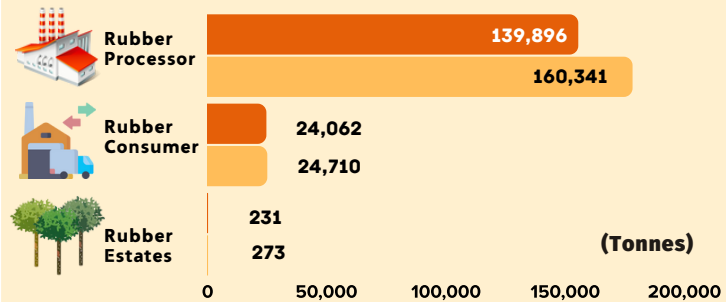


-11.4%

JUNE 2025: 164,189<sup>P</sup> tonnes

MAY 2025: 185,324 tonnes

● JUNE ● MAY



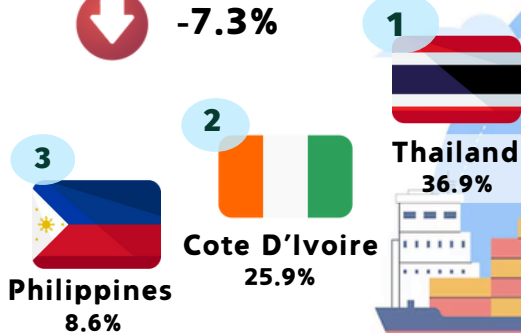
## IMPORTS

JUNE 2025: 56,398<sup>P</sup> tonnes

MAY 2025: 60,869 tonnes



-7.3%



## MAIN COUNTRIES


## EXPORTS

JUNE 2025: 29,719<sup>P</sup> tonnes

MAY 2025: 35,939 tonnes



-17.3%



Note : change month on month : P = Preliminary : S.M.R = Standard Malaysian Rubber

Source: Monthly Rubber Statistics June 2025, Department of Statistics Malaysia (DOSM)

