

LABOUR PRODUCTIVITY SECOND QUARTER 2025

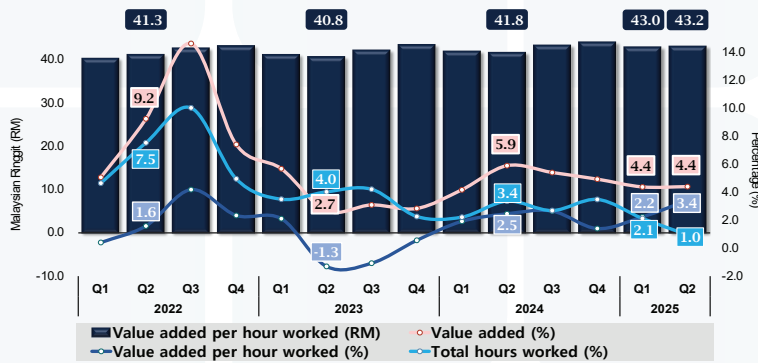
LABOUR PRODUCTIVITY VALUE ADDED PER HOUR WORKED

Labour productivity per hour worked in Q2 2025 increased **3.4%** with value added per hour worked at **RM43.2** per hour.



TOTAL HOURS WORKED (MILLION HOURS)

9,703 | 1.0%
Q1 2025 : 9,653 | 2.1%



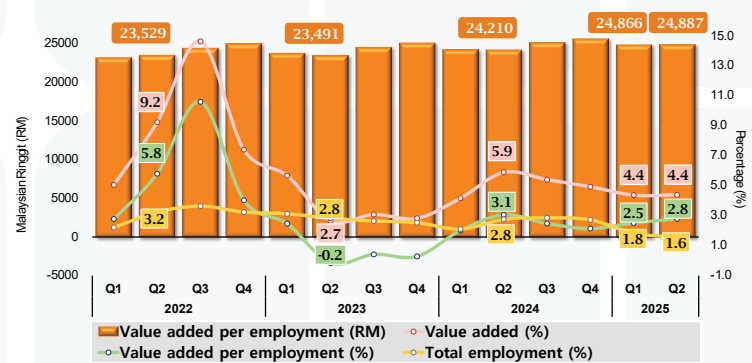
LABOUR PRODUCTIVITY VALUE ADDED PER EMPLOYMENT

Labour productivity per employment in Q2 2025 increased **2.8%** with value added per employment at **RM24,887** per person.



TOTAL EMPLOYMENT ('000 PERSON)

16,849 | 1.6%
Q1 2025 : 16,703 | 1.8%



LABOUR PRODUCTIVITY BY SECTORS



RM25.2 | 3.5%
Q1 2025: RM23.4 | 0.4%

RM13,550 | 2.3%
Q1 2025: RM12,646 | 0.6%




RM490.5 | -4.6%
Q1 2025: RM551.1 | -0.9%

RM292,813 | -5.8%
Q1 2025: RM332,946 | -3.2%



RM57.6 | 3.7%
Q1 2025: RM56.9 | 3.8%

RM33,972 | 2.8%
Q1 2025: RM33,620 | 3.2%



RM21.4 | 9.3%
Q1 2025: RM20.9 | 11.3%

RM12,728 | 11.0%
Q1 2025: RM12,519 | 13.2%



RM41.0 | 3.6%
Q1 2025: RM40.9 | 2.0%

RM23,642 | 2.9%
Q1 2025: RM23,650 | 2.4%

AGRICULTURE

MINING &
QUARRYING

MANUFACTURING

CONSTRUCTION

SERVICES

% Refers to the percentage change from corresponding quarter of the preceding year ▶ Labour Productivity per Hour Worked ▶ Labour Productivity per Employment

SOURCE: LABOUR PRODUCTIVITY, SECOND QUARTER OF 2025, DEPARTMENT OF STATISTICS MALAYSIA (DOSM)



@StatsMalaysia



20 October 2016 - 2030